Sunoco Pipeline LP

Remedial Action Progress Report #6

Twin Oaks to Newark 14” Diameter Pipeline Release

Glenwood Drive, Washington Crossing, PA 18977

Upper Makefield Township

Bucks County, PA

September 4, 2026

Remedial Action Progress Report #6

Twin Oaks to Newark Pipeline 14" Pipeline Release
Glenwood Drive, Washington Crossing
Sunoco Pipeline LP
Upper Makefield Township, Bucks County, PA

Prepared for:
Sunoco Pipeline LP
525 Fritztown Road
Sinking Spring, PA 19608

Prepared by:
Groundwater & Environmental Services, Inc.
410 Eagleview Blvd, Suite 110
Exton, PA 19341
TEL: 800-220-3068
www.gesonline.com

Date:
September 4, 2026

Stephanie R. Grillo
Principal Project Manager

Gregory J. Rosenzweig, P.G.
Senior Geologist



By affixing my seal to this document, I am certifying that to the best of my knowledge the information is true and correct. I further certify that I am licensed to practice geology in the Commonwealth of Pennsylvania and that it is within my professional expertise to verify the correctness of the information.

Table of Contents

1 General 1
2 Investigation Timeline 1
3 Documents Submitted to DEP 5
4 Site Topography, Geology, and Hydrogeology 8
4.1 Topography and Regional Geology 8
4.2 Regional Hydrogeology 9
4.3 Groundwater Elevations 9
5 Site Characterization Activities and Results 10
5.1 Potable Well Sampling 10
5.2 Soil Investigation 10
5.3 Geophysics 10
5.4 Surface Water Visual Assessment and Sampling 11
5.5 Vapor Intrusion Characterization 11
5.5.1 Indoor Air 11
5.5.2 Sub-Slab Soil Gas 11
5.5.3 Near-Source Soil Gas 11
5.6 Passive Soil Gas 12
5.7 Packer and Pump Testing 12
5.8 Recovery Well Installation 12
5.9 Monitoring Well Installation 12
5.10 Multi-purpose Well Installation 12
5.11 Groundwater Sampling 13
5.12 Liquid Level Gauging / Extent of Light Non-Aqueous Phase Liquid 14
5.12.1 Private Water Wells 14
5.12.2 Recovery Wells 15
5.12.3 Monitoring Wells 15
5.12.4 Multi-purpose Wells 15
5.13 Transducer Deployment and Analysis 16
5.14 Single Well (Pulse) Aquifer Testing 16
6 Interim Remedial Action Implementation and Results 16

6.1 Soil 17
6.2 Groundwater 17
7 Public Involvement Activities 17
8 Planned Site Characterization Work and Remedial Actions 18

Figures

Figure 1 – Site Location Map
Figure 2 – Potable Well Analytical Results Summary Map
Figure 3 – Site Map

Tables

Table 1 – Potable Well Analytical Results Summary
Table 2 – Groundwater Analytical Results Summary
Table 3 – Liquid Level Gauging Data Summary
Table 4 – Monitoring Well Liquid Level Gauging Data Summary

Appendices

Appendix A – Groundwater Elevation Contour Maps
Appendix B – Surface Water Visual Assessments
Appendix C – Well Logs
Appendix D – Groundwater Laboratory Analytical Report and Chain-of-Custody
Appendix E – Transducer Graphical Plots

1 General

In accordance with paragraph 2.b.v. of the Pennsylvania Department of Environmental Protection's ("DEP") March 6, 2025 Administrative Order (the "Order"), Groundwater & Environmental Services, Inc. ("GES"), on behalf of Sunoco Pipeline LP ("SPLP"), has prepared this *Remedial Action Progress Report #6* for Glenwood Drive, Washington Crossing, PA 18977 for the Twin Oaks to Newark 14" Diameter Pipeline Release.

In January 2025, SPLP identified a release of petroleum hydrocarbons (jet fuel) from a 14-inch diameter pipeline located near the intersection of Glenwood Drive and Walker Road, Upper Makefield Township, Bucks County, Pennsylvania (the "Release Location"). The Site is situated in a rural residential area in Upper Makefield Township, Bucks County, Pennsylvania (the "Site"). A Site Location Map is included as **Figure 1**. The pipeline was subsequently exposed for repairs. During the initial rapid response, light non-aqueous phase liquid ("LNAPL") from the release was detected in groundwater and Site investigation and remediation efforts were initiated.

This report includes a summary of information previously provided to the DEP in meetings, daily and weekly reports, the Interim Remedial Action Plan, and other documents that have been submitted to DEP. In accordance with paragraph 2.b.v. of the Order, Remedial Action Progress Reports are submitted every 90 days with the prior report being submitted on June 5, 2026. This Remedial Action Progress Report #6 provides an update on the characterization activities and results, remedial action implementation and results, public involvement activities, and remedial actions completed to date.

2 Investigation Timeline

SPLP has performed the following site characterization and sampling activities to date:

- Week of January 20-27, 2025 – Photoionization detector ("PID") monitor/probe readings taken to evaluate the presence of volatile organic compounds ("VOCs") along the pipeline right-of-way ("ROW").
- January 23, 2025 – Potable water sampling at eight (8) properties on Spencer Road, Glenwood Drive, and Walker Road; a LNAPL sample was also collected from one (1) property on Spencer Road.
- January 24-31, 2025 – Potable water samples collected at a total of thirty (30) properties in the Mt. Eyre neighborhood (with 33 samples collected).
- January 24, 2025 to Present – Potable water sampling on a near-daily basis in accordance with the Sampling and Analysis Plan.
- January 29, 2025 – LNAPL collected from two (2) wells on Spencer Drive.
- January 29, 2025 to Present – Routine (up to daily) gauging and bailing of LNAPL from recovery wells and residential wells.
- January 30, 2025 – Pipeline excavated at a location on Bruce Road and Glenwood Drive.

- January 31, 2025 – Continued excavation of pipeline along Glenwood Drive and discovery of release.
- February 2, 2025 – Completion of repair of affected section of pipeline, and excavation of impacted soils at the Release Location.
- February 3, 2025 – Ground Penetrating Radar ("GPR") scanning used to confirm pipeline locations.
- February 3, 2025 – Direct push soil borings conducted at eight (8) locations along Glenwood Drive.
- February 4, 2025 – Post-excavation soil sampling performed.
- February 5, 2025 – Testing of product recovery potential at one (1) property on Glenwood Drive.
- February 6, 2024 – Mapping and review of photolinears/topographic linears.
- February 10, 2025 – Performed downhole geophysical logging of potable well at one (1) property on Glenwood Drive.
- February 11, 2025 – Additional post-excavation soil sampling performed.
- February 17-18, 2025 – Performed downhole geophysical logging of former potable well at one (1) property on Spencer Road.
- February 20 - March 7, 2025 – Electric Resistivity Imaging ("ERI") performed to map locations of fractures in the Mt. Eyre neighborhood.
- February 21, 2025 to Present – Visual assessment of local surface waters (twice daily from 2/21/25-4/11/25; once daily 4/12/25-5/31/25; weekly 6/1/25 to present).
- February 25, 2025 - March 14, 2025 – Passive soil gas sampling performed to delineate the presence of VOCs at 22 properties in the Mt. Eyre neighborhood.
- February 25-26, 2025 and March 15-16, 2025 – First round of indoor air sampling performed at six (6) residences on Glenwood Drive, Walker Road, and Spencer Road.
- February 28, 2025 – Subsurface utility location surveys performed along Spencer Road in connection with the location and installation of a recovery well.
- March 4-7, 2025 – Additional ERI performed to map locations of fractures in Mt. Eyre neighborhood.
- March 11-17, 2025 – Packer testing performed at one (1) property on Spencer Road to obtain analytical and flow data of groundwater zones.
- March 14, 2025 – Additional subsurface utility location surveys performed along Glenwood Drive for the location and installation of a recovery well.
- March 16, 2025 to Present – Weekly surface water sampling (3/16 – 8/25/25); monthly from 9/1/25 through present.

- March 18-21, 2025 – Installed recovery well at one (1) property on Spencer Road.
- March 24, 27, 28, 2025 – Water sampling at external wells at three (3) properties in Mt. Eyre Manor neighborhood.
- April 3, 2025 – Ultraviolet ("UV") geophysical logging performed at one (1) property on Spencer Road.
- April 8-9 and 21-22, 2025 – Second round of indoor air sampling performed at six (6) residents on Glenwood Drive, Walker Road, and Spencer Road.
- April 14, 2025 to May 23, 2025 – Well casing measurements and survey of residential wells and recovery wells.
- May 7, 2025 – ERI performed on open space Township property.
- May 19-23, 2025 – Installed three (3) recovery wells in Glenwood Drive.
- June 4, 2025 – Development of three (3) recovery wells in Glenwood Drive.
- June 5-6, 2025 – Pumping at RW-2 and RW-3 for product recovery.
- June 10-11, 2025 – Borehole geophysical logging at three (3) recovery wells in Glenwood Drive.
- June 12, 2025 – Sub-slab soil gas sampling was initiated at six (6) properties. Subsequent sampling was conducted at additional properties in July and August 2025, and is ongoing.
- June 12, 2025 – Seismic refraction survey on Township open space property.
- June 21-25, 2025 – Installation of four (4) monitoring wells in Glenwood drive (MW-4S, MW-4D, MW-5S, and MW-5D).
- June 23-26, 2025 – Packer testing and pumping testing at recovery wells RW-2 and RW-3.
- June 27, 2025 – UV geophysical logging performed at one (1) property on Walker Road.
- June 30, 2025 - July 1, 2025 – Additional borehole geophysical logging at three (3) recovery wells in Glenwood Drive.
- July 7, 2025 – Installation of two (2) LNAPL skimmer recovery systems in two (2) recovery wells (RW-2 and RW-3) in Glenwood Drive.
- July 28, 2025 - August 1, 2025 – Installation of six (6) monitoring wells (MW-1S, MW-1D, MW-2S, MW-2D, MW-3S, and MW-3D) in the township open space property west of Glenwood Drive. The wells were developed on August 15, 2025.
- August 4-8, 2025 – Installation of six (6) monitoring wells (MW-6S, MW-6D, MW-7S, MW-7D, MW-8S, and MW-8D) in Glenwood Drive, Walker Road, and Spencer Road. Well development of these wells was conducted between August 8 - 11, 2025.
- August 25-29, 2025 – Installation of four (4) monitoring wells (MW-9S, MW-9D, MW-10S, and MW-10D) in Spencer Road. Well development of these wells was conducted between August 28 - 29, 2025.

- September 8-15, 2025 – Installation of six (6) monitoring wells (MW-11S, MW-11D, MW-12S, MW-12D, MW-13S, MW-13D). Well development of these wells was conducted between September 12 - 25, 2025.
- September 10, 2025 – Transducers were installed in the following wells: 108 Spencer Road, RW-1, RW-4, MW-1S/MW-1D through MW-8S/MW-8D.
- September 15, 2025 through Present – Drilling, testing, evaluation, and connection of a replacement potable well on Walker Road.
- September 15, 2025 – Transducers were installed in the following wells: MW-9S/MW-9D and MW-10S/MW-10D.
- October 1, 2025 – Transducers were installed in the following wells: MW-11S/MW-11D through MW-13S/MW-13D.
- October 1-5, 2025 – Sub-slab soil gas sampling was conducted.
- October 15, 2025 – A utility survey was conducted at a property on Walker Road.
- October 16, 2025 – A utility survey was conducted at a property on Glenwood Drive.
- November 6, 2025 – Groundwater sampling of the monitoring well network was conducted.
- November 6-7, 2025 – Near source soil-gas sampling points were installed at properties on Walker Road and Glenwood Drive.
- November 14, 2025 – Sub-slab soil-gas points at one property on Walker Road were permanently sealed per homeowner request.
- November 20, 2025 through January 6, 2026 – Single-well aquifer (pulse) testing of various monitoring wells was conducted.
- November 20, 2025 – Near source soil-gas sampling conducted at properties on Walker Road and Glenwood Drive.
- December 3-8, 2025 – Groundwater re-sampling of the monitoring well network was conducted.
- January 13, 2026 – Near source soil-gas sampling was conducted at properties on Walker Road and Glenwood Drive.
- January 13, 2026 – February 25, 2026 - Geophysical investigation (mise a la masse) was conducted.
- February 2-6, 2026 – Groundwater sampling of the monitoring well network was conducted.
- February 6, 2026 – A utility survey was conducted at a property on Spencer Road.
- February 9-10, 2026 – Sub-slab soil gas and indoor air sampling was conducted.
- February 25-27, 2026 – Installation of two (2) monitoring wells (MW-14S, MW-14D) was conducted. Well development of these wells was conducted on February 27, 2026.
- March 4, 2026 – Transducers were installed in the following wells: MW-14S/MW-14D.

- March 19, 2026 – Groundwater sampling of monitoring wells MW-14S/MW-14D was conducted.
- April 17, 2026 – May 7, 2026 – Installation of four (4) wells (Well B, Well C, MW-17DD, MW-18DD) in Glenwood Drive was conducted. Initial well development of these wells was conducted on April 29 and May 8, 2026.
- April 24, 2026 – Transducers were installed in the following wells: Well B, Well C.
- May 11-19, 2026 – Installation of 2 wells (MW-16DD and Well A) was conducted. Initial well development of MW-16DD was conducted on May 20, 2026.
- May 11-14, 2026 – Groundwater sampling of the monitoring well network was conducted.
- May 19, 2026 – Transducers were installed in the following wells: MW-17DD, MW-18DD.
- May 22, 2026 – Transducers were installed in the following wells: Well A, MW-16DD.
- May 27-29, 2026 – Installation of 2 wells (MW-15S and MW-15D) was conducted. Well development of these wells was conducted on May 29, 2026.
- June 2-3, 2026 – Installation of 2 wells (MW-19D and Well D) was conducted.
- June 4-5, 2026 – Installation of 2 wells (MW-20D and Well E) was conducted.
- June 8, 2026 – Well development of MW-19D, MW-20D, Well A, and Well D was conducted.
- June 9, 2026 – Well development of Well E was conducted.
- June 10, 2026 – Transducers were installed in the following wells: Well D, Well E, MW-19D.
- June 12, 2026 – A transducer was installed in well MW-20D.
- June 15, 2026 – Well development of MW-18DD was conducted.
- June 17, 2026 – Well development of MW-16DD was conducted.
- June 18, 2026 – Groundwater sampling of monitoring wells MW-15S and MW-15D was conducted.
- June 18 and June 22, 2026 – Well development of MW-17DD was conducted.
- June 29, 2026 – Groundwater sampling of monitoring wells MW-19D, MW-20D, Well A, Well D, and Well E was conducted.
- July 13, 2026 – Groundwater sampling of monitoring wells MW-16DD, MW-17DD, and MW-18DD was conducted.
- August 3-7 and August 10, 2026 – Groundwater sampling of the monitoring well network was conducted.

3 Documents Submitted to DEP

SPLP has made the following submittals to DEP to date:

- *Notice of Intent to Remediate* – February 13, 2025; revised March 17, 2025
- *Potable Well Water Sampling and Analysis Plan* – February 16, 2025; revised February 28, 2025, March 8, 2025
- *Visual Assessment Plan* – February 20, 2025*;* revised March 6, 2025 and May 1, 2025
- *Indoor Air Sampling and Analysis Plan* – February 21, 2025
- *Waste Management Plan* – March 4, 2025; revised July 1, 2025, July 18, 2025, and July 24, 2025
- *Response to Notice of Violation* – March 5, 2025
- *Borehole Logging Survey* – March 6, 2025
- *Daily Reports* – March 7, 2025 to present
- *Air and Noise Monitoring Plan for Recovery Well Installation* – March 8, 2025; revised April 3, 2025 and April 21, 2025
- *Sampling and Analysis Plan for Well Water Split Sampling* – March 13*,* 2025*;* revised April 1, 2025
- *Traffic Plan* – March 13, 2025; revised April 3, 2025
- *Recovery Well Installation Work Plan – Spencer Road* – March 14, 2025
- *Proposed Implementation Schedule* – March 14, 2025; revised April 10, 2025
- *Water Sampling Laboratory Reports* – March 14, 2025 on weekly basis to present
- *Surface Water Sampling and Analysis Plan* – March 15, 2025; revised May 5, 2025
- *Interim Remedial Action Plan* – March 19, 2025; updated by letter dated April 9, 2025
- *External Well Water Sampling and Analysis Plan* – March 20, 2025
- *Public Involvement Plan* – March 21, 2025; revised April 29, 2025 and June 2, 2025
- *Preliminary Risk and Hazard Estimates (Round 1 of Air Sampling)* – March 24, 2025
- *Electrical Resistivity Imaging Report* – March 26, 2025
- *Response to March 6, 2025 Administrative Order* – March 31, 2025
- *UV Logging Plan* – April 2, 2025
- *Subsurface Utility Survey Plan* – April 2, 2025
- *Vapor Intrusion Progress Report* – April 2, 2025; revised June 13, 2025
- *Well Casing Measurement and Survey Plan* – April 9, 2025
- *Well Water Sampling and Analysis Plan* – April 10, 2025
- *Passive Soil Gas Summary Report* – April 11, 2025
- *Site Characterization Work Plan* – April 18, 2025; revised June 27, 2025
- *Recovery Well Installation Work Plan – Glenwood Drive* – April 22, 2025; revised May 6, 2025
- *Phase 1, Round 1 Indoor Air Sampling Results* – May 5, 2025
- *Phase 1, Round 2 Indoor Air sampling results* – May 5, 2025
- *Preliminary Risk and Hazard Estimates (Round 2 of Air Sampling)* – May 6, 2025

- *Downhole Packer Test Report* – May 7, 2025
- *Potable Water Sampling and Analysis Plan* – May 30, 2025; revised July 24, 2025
- *Sub-Slab Soil Gas Sampling and Analysis Plan* – June 2, 2025
- *Remedial Action Progress Report* – June 12, 2025; revised Figure 3 on June 13, 2025
- *Borehole Logging Survey (RW-2, RW-3, RW-4)* – June 13, 2025
- *Soil Analytical Data Summary for Glenwood Drive* – July 9, 2025
- *Sub-Slab Soil Gas Sampling Results (Phase 1, Round 1)* – July 11, 2025
- *Surface Water Inspection Results* – July 11, 2025
- *Borehole Geophysical Logging Survey (Glenwood Drive Recovery Wells)* – July 14, 2025
- *Borehole Logging Survey (Residential Well – Walker Road)* – July 15, 2025
- *Residential Well Replacement Work Plan (Walker Road)* – July 15, 2025
- *Weekly Status Progress Reports (MWs)* – July 16, 2025, July 23, 2025, July 30, 2025, August 6, 2025, and August 13, 2025
- *Air and Noise Monitoring Plan for Recovery Well and Monitoring Well Installation* – July 17, 2025
- *Monitoring Well Installation Work Plan* – July 18, 2025
- *Monitoring Well Installation Work Plan (Phase 2)* – July 24, 2025
- *Electrical Resistivity Imaging and Seismic Refraction Report* – July 30, 2025; revised August 7, 2025
- *Phase 2, Round 1 Sub-Slab Soil Gas Sampling Results* – July 30, 2025; additional property results on October 29, 2025
- *Preliminary risk and hazard estimates (Phase 2, Round 1 sub-slab sampling)* – August 9, 2025; updated September 3, 2025; updated October 29, 2025
- *Monitoring Well Installation Work Plan (Phase 3)* – August 18, 2025
- *Packer and Pumping Test Report (RW-2 and RW-3)* – August 25, 2025
- *Monitoring Well Installation Work Plan (Phase 3 – Walker Road)* – August 25, 2025
- *Phase 1, Round 2 Sub-Slab Soil Gas Sampling Results* – August 27, 2025
- *Interim Site Characterization Report* (*ISCR)* – September 2, 2025
- *Remedial Action Progress Report #2* – September 10, 2025
- *Septic system migration pathway evaluation* – September 29, 2025
- *Data transmittal regarding monitoring wells MW-1 through MW-13 series* – October 28, 2025
    - *Monitoring well location map*
    - *Monitoring well boring logs and construction diagrams*
    - *Manual monitoring well gauging data*
    - *Groundwater contour maps (from September 17, 2025 manual gauging data)*
    - *Groundwater sample analytical data*

- *Phase 2, Round 2 Sub-Slab Soil Gas Sampling Results* - October 29, 2025
- *Preliminary risk and hazard estimates (Phase 1, Round 2 sub-slab sampling)* – October 29, 2025
- *Preliminary risk and hazard estimates (Phase 2, Round 2 sub-slab sampling)* – October 29, 2025
- *Data validation reports and letters (sub-slab sampling Phase 1, Round 1)* – October 29, 2025
- *Data validation reports and letters (indoor air sampling Round 1)* – October 29, 2025
- *Data validation reports and letters (indoor air sampling Round 2)* – October 29, 2025
- *ISCR Comment-Response Document* – October 31, 2025
- *Remedial Action Progress Report #3* – December 9, 2025
- *Remedial Action Progress Report #3* Amended – December 19, 2025
- *Round 1 Near Source Soil Gas Sampling Results and Summary Table* – December 23, 2025
- *ISCR Response Letter* – January 5, 2026
- *Round 2 Near Source Soil Gas Sampling Results and Summary Table* – February 27, 2026
- *Remedial Action Progress Report #4* – March 9, 2026
- *Phase 1, Round 3 Sub-Slab Soil Gas and Indoor Air Sampling Results* – March 26, 2026
- *Comment-response document for January 5, 2026 PADEP letter of deficiency on ISCR* – March 30, 2026
- *Mise-A-La-Masse Fracture Mapping Report* - April 15, 2026
- *Compiled Risk and Hazard Estimates for all rounds of sub-slab soil gas and indoor air sampling* - April 22, 2026
- *Remedial Action Progress Report #5* – June 5, 2026
- *Remedial Action Plan* – June 19, 2026
- *Remedial Action Plan* – Plain Language Summary – July 6, 2026

4 Site Topography, Geology, and Hydrogeology

4.1 Topography and Regional Geology

Topography in this area is a gently rolling landscape to the west of the Delaware Canal and the Delaware River. The Release Location is approximately 4,100 feet (0.78 miles) west of the Delaware Canal and 5,600 feet (just over one mile) west of the Delaware River.

The bedrock underlying the area consists of the Triassic-aged Lockatong Formation. Literature on regional geologic conditions describes the Lockatong Formation as a dark-gray to black argillite (hardened mudstone) having some zones of black shale and locally thin layers of impure limestone and calcareous shale (Geyer and Wilshusen, 1982 and Greenman, 1955).

The upper beds of gray argillite are extensively interbedded with dark red argillite. The rocks are evenly bedded and very fine grained; coarse-grained sediments are almost totally lacking except

in the lower beds which are transitional with the underlying Stockton lithofacies (Greenman, 1955). The reference section for the Lockatong Formation is along the Delaware River between Point Pleasant and Lumberville, Bucks County, Pennsylvania, approximately 15 miles northwest of the Release Location (Geyer and Wilshusen, 1982).

The bedrock in this region generally strikes northeast-southwest and dips to the northwest at about 12 degrees. This regional structure is interrupted by faults, and further deformed by transverse folds, reflecting the complex tectonic history of the basin (Morin et al., 2000). Although no mapped fractures or faults are present in the immediate vicinity of the Release Location, a syncline (valley-shaped bedrock structures) is mapped approximately five and a half miles to the west (Pennsylvania DCNR, 2025).

Within the Lockatong Formation, bedding is described as moderately developed, flaggy to thick, with joints forming a blocky pattern. These joints are typically closely spaced, steeply dipping, and open, which facilitates secondary porosity (Geyer and Wilshusen, 1982).

According to USGS literature the predominant fracture strike is north 50 degrees east, approximately parallel to bedding, with shallow fractures dipping 10 degrees northwest (Lewis, 1992). Deeper fractures have similar strike, but have nearly vertical dip (Morin et al., 2000).

4.2 Regional Hydrogeology

As detailed in the ISCR, regional groundwater flow is expected to be generally eastward, influenced by the presence of the Delaware River, the dominant groundwater discharge feature in the area.

The hydrogeologic behavior of the Lockatong Formation is similar to that of crystalline bedrock, with low primary porosity and groundwater movement occurring primarily through fractures and joints that have developed due to faulting, jointing, and weathering processes. Groundwater is present under water-table conditions within these secondary openings (Greenman, 1955).

4.3 Groundwater Elevations

Ongoing gauging of domestic water supply wells, recovery wells, monitoring wells, and multi-purpose wells indicates that the depth to water in the water supply wells is variable based on water usage (e.g., pumping of the well). Recently measured depths to water in the water supply wells between June 2026 and August 2026 generally range from approximately 28 feet to 93 feet below ground surface (124 Glenwood Drive and 105 Spencer Road, respectively). The recovery wells generally range from approximately 12 feet to 32 feet below ground surface (RW-4 and RW-1, respectively). Depths to groundwater measured in shallow monitoring wells have ranged from approximately 2 feet to 40 feet (MW-5S and MW-10S, respectively). Depths to groundwater measured in the deep monitoring wells ranged from about 18 feet to 71 feet (MW-3D and MW-20D, respectively). Depths to groundwater measured in the multi-purpose wells ranged from approximately 12 feet to 35 feet (Well D and Well B, respectively). Observed variations in the depth to water may be attributed to topography, construction, seasonality, and operation of the

well. Groundwater elevation contour maps were prepared for the shallow and deep monitoring well networks utilizing groundwater gauging data collected on July 28, 2026 and are included in **Appendix A**.

Based on recovery well installations, soil borings, monitoring well installations, and multi-purpose well installations performed to date, top of competent bedrock depths are estimated to be between 1.75 and 42 feet below ground surface. The water table is generally located in the bedrock or weathered bedrock within the investigation area. Groundwater flow occurs primarily within the saturated fractures in the bedrock.

5 Site Characterization Activities and Results

5.1 Potable Well Sampling

SPLP initially offered to perform potable water sampling at all residences within approximately one (1) mile of the release location upon the landowner's request. Since May 30, 2025, potable well water monitoring and sampling has been focused on domestic potable wells within the Mt. Eyre Manor neighborhood topographic watershed plus a 500-foot buffer. The potable sampling has been conducted in accordance with the Potable Water Sampling and Analysis Plan.

As of the daily report submitted to DEP on September 1, 2026, SPLP has performed 1,981 water sampling events at 367 individual wells. Of the water sampling performed through August 24, 2026, only nine (9) locations have ever had results with either VOCs above DEP Residential Medium Specific Concentrations ("MSCs") or LNAPL present. All nine (9) of these properties have had a point-of-entry-treatment ("POET") system in place since April 7, 2025. As of the date of this report, there are only three (3) properties that currently have results with either VOCs above the MSCs or LNAPL present. Updates on residential water sampling activities will continue to be provided to the Department on a daily basis (Monday through Saturday) in accordance with Paragraph 1.e of the Order. SPLP is also providing the Department with copies of each laboratory analysis package for the water sampling that has been performed in accordance with paragraphs 1.f-g. of the Order.

The Potable Well Analytical Results Summary is presented as **Table 1**. The cumulative results are presented as **Figure 2**, Potable Well Analytical Results Summary Map.

5.2 Soil Investigation

No additional soil investigation has been conducted during the current reporting period. Prior soil investigation activities were summarized in Remedial Action Progress Reports #1 and #2.

5.3 Geophysics

No additional geophysical investigations have been conducted during the current reporting period. Prior geophysical activities were summarized in Remedial Action Progress Reports #1, #2, and #5.

5.4 Surface Water Visual Assessment and Sampling

As detailed in the prior Remedial Action Progress Reports and in the ISCR, SPLP developed a Visual Assessment Plan (February 20, 2025; revised on March 6, May 1, and September 2025), and since February 21, 2025, SPLP's environmental consultant has performed visual, olfactory, and PID assessments of surface waterbodies near the Release Location, including in the Delaware Canal and the Delaware River, at publicly accessible locations. Surveys were conducted twice daily from February 21 to April 11, 2025, then once daily through May 31, 2025, continued on a weekly schedule from June 1, 2025 through July 1, 2026. To date, no differences have been observed between upstream and downstream visual assessment locations. See **Appendix B.**

In addition, SPLP developed and implemented a Surface Water Sampling and Analysis Plan (March 15, 2025; revised May 5, 2025 and September 11, 2025), pursuant to which SPLP's environmental consultant has collected surface water samples at selected locations along the Delaware Canal and the Delaware River at publicly accessible locations. Surface water samples were collected weekly from six locations (including two upstream/background locations) from March 16, 2025 through September 2025, and continued on a monthly schedule from September 2025 through June 2026, in accordance with the Surface Water Sampling and Analysis Plan. There were no exceedances of the USEPA Region III Biological Technical Assistance Group ("BTAG") Freshwater Screening Benchmarks in any of the surface water samples collected. Results have been provided by SPLP under separate cover.

5.5 Vapor Intrusion Characterization

5.5.1 Indoor Air

No additional indoor air sampling activities have been conducted during the current reporting period. Prior indoor air sampling activities were summarized in Remedial Action Progress Reports #1, #2, #3, and #5.

5.5.2 Sub-Slab Soil Gas

No additional sub-slab soil gas sampling activities have been conducted during the current reporting period. Prior sub-slab soil gas sampling activities were summarized in Remedial Action Progress Reports #2, #3, and #5.

5.5.3 Near-Source Soil Gas

No additional near-source soil-gas sampling has been conducted during the current reporting period. Prior near-source soil-gas sampling activities were summarized in Remedial Action Progress Report #3 and #4.

5.6 Passive Soil Gas

No additional passive soil gas sampling has been conducted during the current reporting period. Prior passive soil gas sampling activities were summarized in Remedial Action Progress Reports #1 and #2.

5.7 Packer and Pump Testing

No additional packer and pump testing has been conducted during the current reporting period, other than pump testing at the replacement well on Walker Road. Prior packer and pump testing activities were summarized in Remedial Action Progress Reports #1 and #2.

5.8 Recovery Well Installation

No additional recovery well installation has been conducted during the current reporting period. Prior recovery well installation activities were summarized in Remedial Action Progress Reports #1 and #2.

5.9 Monitoring Well Installation

From July 21 through September 15, 2025, 26 monitoring wells were installed and summarized in Remedial Action Progress Reports #1, #2, and #3. Between February 25-27, 2026, monitoring wells MW-14S and MW-14D were installed and summarized in Remedial Action Progress Report #4.

Between April 17 and May 18, 2026, three (3) additional wells were installed (MW-16DD, MW-17DD, MW-18DD) for deeper delineation of groundwater and summarized in Remedial Action Progress Report #5.

Between May 27, 2026, and June 4, 2026, three (3) additional wells were installed (MW-15S, MW-15D, and MW-19D) and summarized in Remedial Action Progress Report #5.

On June 4, 2026, one (1) additional deep monitoring well (MW-20D) was installed on Walker Road. Monitoring well MW-20D was installed as a 2-inch diameter schedule 40 PVC well to 75 feet below ground surface with a screened interval of 25 feet beginning at the bottom of the well. Soils and drill cuttings were screened with a PID for the presence or absence of VOCs.

All monitoring wells were installed by Pennsylvania-licensed driller Summit Drilling, LLC., overseen by a qualified GES scientist under the supervision of a Pennsylvania-licensed Professional Geologist and SPLP. The drilling log for this additional well is included as **Appendix C**.

5.10 Multi-purpose Well Installation

Between April 17 and May 19, 2026, 3 additional wells (Well A, Well B, Well C) were installed as a 6-inch diameter steel-cased wells to 11 feet, 11.5 feet, and 10 feet below ground surface (bgs),

respectively, followed with an open rock borehole to 65 feet bgs and summarized in Remedial Action Progress Report #5.

On June 3, 2026, Well D was installed as a 6-inch diameter steel-cased well to 10 feet bgs followed with an open rock borehole to 40 feet bgs and summarized in Remedial Action Progress Report #5.

On June 5, 2026, Well E was installed as a 6-inch diameter steel-cased well to 10 feet bgs followed with an open rock borehole to 40 feet bgs. Soils and drill cuttings were screened with a PID for the presence or absence of VOCs.

All monitoring wells were installed by Pennsylvania-licensed driller Summit Drilling, LLC., overseen by a qualified GES scientist under the supervision of a Pennsylvania-licensed Professional Geologist and SPLP. The drilling logs for Well A, Well B, Well C, and Well D were included in Remedial Action Progress Report #5. The drilling log for Well E is included as **Appendix C**.

5.11 Groundwater Sampling

Prior groundwater sampling efforts were reported in Remedial Action Progress Reports #1 through #5.

On June 18, 2026, groundwater quality samples were collected from monitoring wells MW-15S and MW-15D. On June 29, 2026, groundwater quality samples were collected from monitoring wells MW-19D and MW-20D along with three (3) multi-purpose wells, Well A, Well D, and Well E. On July 13, 2026, groundwater quality samples were collected from monitoring wells MW-16DD, MW-17DD, and MW-18DD. During the sampling events, SPLP collects turbidity measurements during well purging. The wells were purged using parameter stabilization methodology utilizing a reduced-flow pumping method to minimize sediment disturbance in the water column in an effort to reduce turbidity in the water column prior to a sample being obtained. SPLP also utilizes a 0.45 micron filter in accordance with the US EPA Method 300.10 / 6020 for dissolved lead analysis.

Purge water was containerized and taken for off-site disposal, and each monitoring well sample was collected using a disposable bailer. Samples were analyzed for VOCs via United States Environmental Protection Agency (US EPA) Method 8260, 1,2-dibromoethane via US EPA Method 8011, and dissolved lead via US EPA Method 6020.

The results of the June / July 2026 sampling described above indicated that concentrations of benzene, naphthalene, 1,2,4- trimethylbenzene (TMB), and 1,3,5-TMB exceeded the applicable MSCs in Well A. Dissolved lead exceeded the applicable MSC in MW16-DD. None of the other constituents from samples taken at the wells listed above were detected at concentrations above the applicable MSCs.

On August 3-7, 2026, groundwater quality samples were collected from the monitoring well and recovery well network. A sample could not be collected from monitoring wells MW-11S and MW-14S due to insufficient volume of water necessary for sample collection.

For the four (4) recovery wells, and the former supply well at 108 Spencer Road, the results of the August 2026 sampling event indicated that concentrations of benzene, naphthalene, 1,2,4-trimethylbenzene (TMB), and 1,3,5-TMB exceeded the applicable MSCs in recovery well RW-2 and benzene, 1,2,4-TMB, and 1,3,5-TMB exceeded the applicable MSCs in recovery well RW-3. None of the other constituents from samples taken RW-2 and RW-3 were detected at concentrations above the applicable MSCs. None of the constituents from samples taken at recovery wells RW-1, RW-4 or the former supply well at 108 Spencer Road were detected at concentrations above the applicable MSCs.

For the August 2026 sampling event, of the 39 monitoring wells, multi-purpose wells, and deep wells that were sampled, benzene was detected at concentrations above the MSCs in four (4) wells (MW-9D, MW-12S, Well A, and Well C). Naphthalene and 1,2,4-TMB were detected at concentrations above the MSCs in three (3) wells (MW-12S, Well A, and Well C). 1,3,5-TMB was detected at concentrations above the MSCs in two (2) wells (Well A and Well C). None of the other constituents from samples collected from the well network were detected at concentrations above the applicable MSCs.

SPLP will evaluate the results of its ongoing groundwater sampling, including quarterly sampling of monitoring and recovery wells, as well as potable well data, as part of ongoing characterization and remedial efforts. As part of that evaluation, SPLP will continue to analyze and confirm that the November 6, 2025 sampling event provided results that were anomalous and not representative of groundwater quality.

A complete summary of the groundwater analytical results is presented as **Table 2**. The groundwater laboratory analytical reports and chain-of-custodies are included as **Appendix D**.

5.12 Liquid Level Gauging / Extent of Light Non-Aqueous Phase Liquid

SPLP has been performing observations of the presence or absence of LNAPL in private water wells, recovery wells, monitoring wells, and multi-purpose wells. When LNAPL is observed, SPLP has conducted active and / or passive recovery. Through August 31, 2026, SPLP has removed approximately 643 gallons of LNAPL from the wells discussed below.

5.12.1 Private Water Wells

LNAPL has been historically observed in private water supply wells. These historical observations include the following:

- Two (2) private water supply wells on Glenwood Drive, including the Release Location and a property northeast of the Release Location;
- Two (2) properties on Walker Road, adjoining and to the east of the Release Location; and

- Two (2) properties on Spencer Road, approximately 1,000 feet east-northeast of the Release Location.

At one (1) of the properties on Walker Road, the LNAPL observed during one (1) week in March 2026 was a mix of jet fuel and severely degraded home heating oil that is not associated with the release. LNAPL at this location has not been observed since March 27, 2026.

At an additional property on Spencer Road, LNAPL was observed on January 29, 2025; however, the LNAPL observed at this location did not appear to be jet fuel (it appeared to be a different substance) and has not been observed again since that date.

Currently, LNAPL is intermittently observed at one (1) property on Walker Road and one (1) property on Glenwood Drive, adjoining and to the east of the Release Location LNAPL has not been observed at any other private water supply wells. **Figure 2** depicts the locations of private water supply wells and LNAPL observations.

5.12.2 Recovery Wells

On March 31, 2025, LNAPL was first observed and measured at recovery well RW-1 (0.01 feet) but has not been observed again since that date. On May 23, 2025, LNAPL was first observed and measured at recovery well RW-3 (0.04 feet). On June 5, 2025, LNAPL was first observed and measured at recovery well RW-2 (0.11 feet).

Wells RW-1, RW-2, RW-3, RW-4, are also part of the gauging network. LNAPL has not been observed at RW-4 to date. A summary of the gauging and bailing/removal of LNAPL at the private water wells and recovery wells has been provided to the DEP on a daily basis and will continue to be reported to the DEP in the daily reports that are submitted in accordance with Paragraph 1.e of the Order. Liquid level data and LNAPL thicknesses for these wells are summarized in **Table 3**.

5.12.3 Monitoring Wells

On April 1, 2026, LNAPL was first observed and measured at monitoring well MW-12S (0.01 feet). On June 1, 2026, LNAPL was first observed and measured at monitoring well MW-15S (0.04 feet).

As of August 31, 2026, LNAPL has not been detected in any other monitoring wells at the site since their date of installation. Monitoring well gauging data are summarized in **Table 4**.

5.12.4 Multi-purpose Wells

On April 20, 2026, LNAPL was first observed and measured at Well C (0.28 feet). On April 27, 2026, LNAPL was first observed and measured at Well B (0.02 feet). On May 20, 2026, LNAPL was first observed and measured at Well A (1.03 feet). On August 3, 2026, LNAPL was first observed and measured at Well D (0.03 feet).

Liquid level data and LNAPL thicknesses for these wells are summarized in **Table 3**.

5.13 Transducer Deployment and Analysis

On September 10, 2025, transducers were installed in the following wells: 108 Spencer Road, RW-1, RW-4, MW-1S/MW-1D through MW-8S/MW-8D. On September 15, 2025, transducers were installed in the following wells: MW-9S/MW-9D and MW-10S/MW-10D. On October 1, 2025, transducers were installed in the following wells: MW-11S/MW-11D through MW-13S/MW-13D. On March 4, 2026, transducers were installed in the following wells: MW-14S/MW-14D. On April 24, 2026, transducers were installed in Well B and Well C. On May 19, 2026, transducers were installed in MW-17DD and MW-18DD. On May 22, 2026, transducers were installed in Well A and MW-16DD. On June 1, 2026, transducers were installed in MW-15S and MW-15D. On June 10 – 12, 2026, transducers were installed in Well D, Well E, MW-19D, and MW-20D.

Non-vented In-Situ, Inc. (In-Situ) Level TROLL data logger transducers were deployed as referenced above. Additionally, one (1) In-Situ BaroTROLL (barologger) is installed in the former supply well at Spencer Road. The barologger is deployed above grade and open to the atmosphere. An Onset HOBO weather station is also deployed at 108 Spencer Road and records relevant meteorological parameters, including temperature, barometric pressure, and precipitation.

During transducer downloads, manual depth to water measurements are also collected. The transducer files, manual gauging data, and weather station data are compiled into excel files to generate a graphical plot of the corresponding data. Graphical plots of the preliminary data through August 26, 2026, corrected for barometric pressure and subject to additional review, are included in **Appendix E**.

5.14 Single Well (Pulse) Aquifer Testing

Single well aquifer testing was performed at a total of 24 wells between November 20, 2025, and January 6, 2026. Among the 24 tested wells, 11 were shallow and 13 were deep. No additional pulse testing activities have been conducted during the current reporting period. Prior pulse testing activities were summarized in Remedial Action Progress Report #5.

6 Interim Remedial Action Implementation and Results

As discussed in the first Remedial Action Progress Report and the ISCR, SPLP previously submitted an Interim Remedial Action Plan which was approved by DEP on May 9, 2025. This document summarized soil interim remedial measures, groundwater interim remedial measures, surface water interim remedial measures, and vapor intrusion interim remedial measures.

6.1 Soil

As noted in Section 5.2, upon discovering the release on January 31, 2025, SPLP performed targeted soil excavation and corresponding limited soil characterization (i.e., visual observations and screening using a PID instrument) in the immediate area of the release location at one (1) property on Glenwood Drive. On February 2, 2025, SPLP removed impacted soils in the immediate vicinity of the release location and subsequently excavated an additional area laterally down the pipeline. A total of 276 tons of soil were removed for off-site disposal.

6.2 Groundwater

To date, SPLP has implemented the following interim remedial measures to address potential impacts to groundwater and to protect human health and the environment:

- Providing bottled water to residents;
- Sampling potable water at residences upon landowner's request, with 1,820 individual sampling events performed as of June 3, 2026;
- Performing visual observations for the presence or absence of LNAPL in residential wells at 365 individual residential well locations;
- Screening wellheads with PID monitors at accessible individual residential well locations;
- Gauging and removing LNAPL from residential wells at properties where LNAPL is (or was previously) present;
- Installing or reimbursing landowners for POET systems on residential wells; as of June 3, 2026, 203 POET systems are installed (including pre-existing POET systems);
- Installing monitoring wells at six (6) locations on Spencer Road, six (6) locations on Glenwood Drive, two (2) locations on Walker Road, and six (6) locations in the Township property west of Glenwood Drive;
- Installing monitoring wells at six (6) locations on Walker Road private property; and,
- Installing monitoring wells at two (2) locations on Spencer Road private property.
- Installing wells at four (4) additional locations on Glenwood Drive;
- Installing wells at four (4) locations on Glenwood Drive in SPLP easement; and
- Installing wells at four (4) locations on Walker Road.

7 Public Involvement Activities

Following the pipeline release, SPLP established a dedicated hotline (1-877-397-3383), email (uppermakefieldresponse@energytransfer.com.), and website (https://uppermakefield.incidentupdates.com), which provides the public with information regarding SPLP's investigation, response, and remediation efforts. These updates have also been

shared with Upper Makefield Township staff to post to the Township's website. Hard copies of updates are also available at the Township building. Since February 2025, SPLP representatives have participated in five (5) in-person public meetings with Upper Makefield Township representatives, and SPLP has also hosted three (3) teletownhalls to provide updates and answer questions from the public. SPLP also hosted two (2) virtual townhalls via Zoom on July 31, 2025 and October 30, 2025. SPLP hosted an in-person public meeting on September 15, 2025, to obtain comments on the ISCR. SPLP hosted an in-person public meeting on July 8, 2026, to obtain comments on the RAP.

SPLP representatives continue to meet routinely with Upper Makefield Township staff to provide updates on work in the field and address community concerns. SPLP representatives also continue to make themselves available for individual meetings with residents upon request. In addition, SPLP has established a local community support center at its Bucks Pump Station located at 1798 Dolington Road, Yardley, PA. The center is staffed during normal business hours and is available as an additional resource for residents.

SPLP continues to implement the Public Involvement Plan (PIP) approved on June 6, 2025. In accordance with the PIP, SPLP has created specific sections on the dedicated incident response website where SPLP has posted site investigation documents and submissions made to DEP for public review. SPLP has also created a dedicated email address through which members of the public can submit comments on SPLP's Act 2 submittals - UpperMakefieldAct2@energytransfer.com. SPLP has also created a dedicated distribution list, through which SPLP has provided direct notice to the public in advance of field activities that involve anticipated road closures, large excavations, or well drilling activities. SPLP has also provided direct notice to residents in the community in advance of certain activities using hard copy letters, delivered door-to-door. Updates on site activities have also been periodically posted to SPLP's incident response website and shared with Upper Makefield Township for their own publication.

8 Planned Site Characterization Work and Remedial Actions

Below are the planned site characterization and remedial activities that are anticipated to occur within the next 90-day reporting period:

- Ongoing LNAPL recovery;
- Continued potable water sampling;
- POET maintenance as needed;
- Continued groundwater sampling on a routine basis; and
- Multi-phase extraction pilot test implementation.

Figures

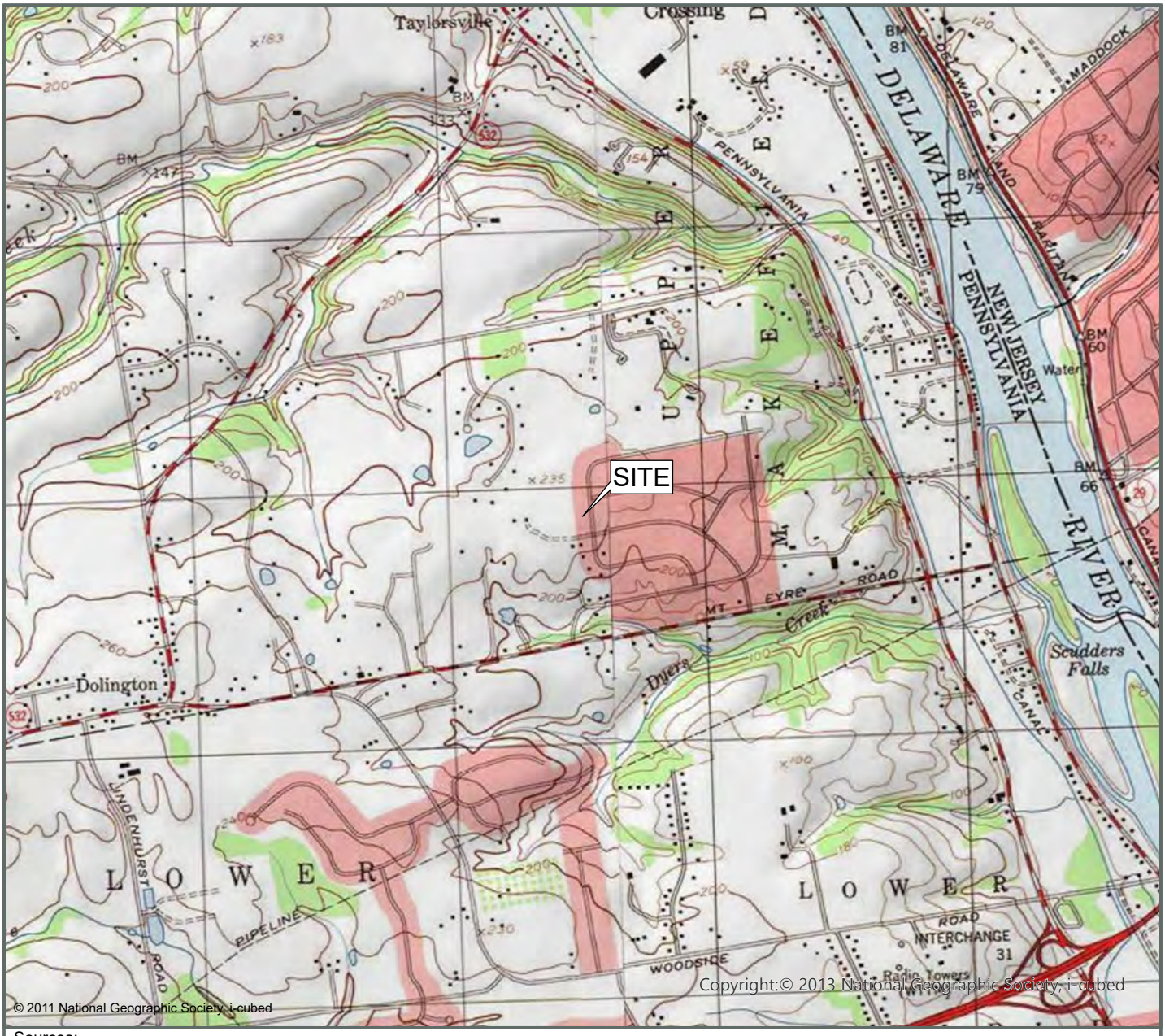

Sources:
USGS 7.5 Minute Series
Topographic Quadrangle, 1975
Pennington, Pennsylvania
Contour Interval = 20-feet

Site Location Map

Sunoco Pipeline
Upper Makefield Township,
Washington Crossing, PA

Drawn
J.B.
Designed
S.G.
Approved
G.R.

Date
06/04/26
Figure
1

Scale In Feet (Approximate)
0 2,000

GES
Groundwater & Environmental Services, Inc.

N:\Blacksburg\Projects\Energy Transfer\WashingtonCrossing\GIS\WashingtonCrossingER.aprx - Scale 1:9,640,997 - 6/4/2025 10:49 AM - jbarnard - World Mercator

Redacted

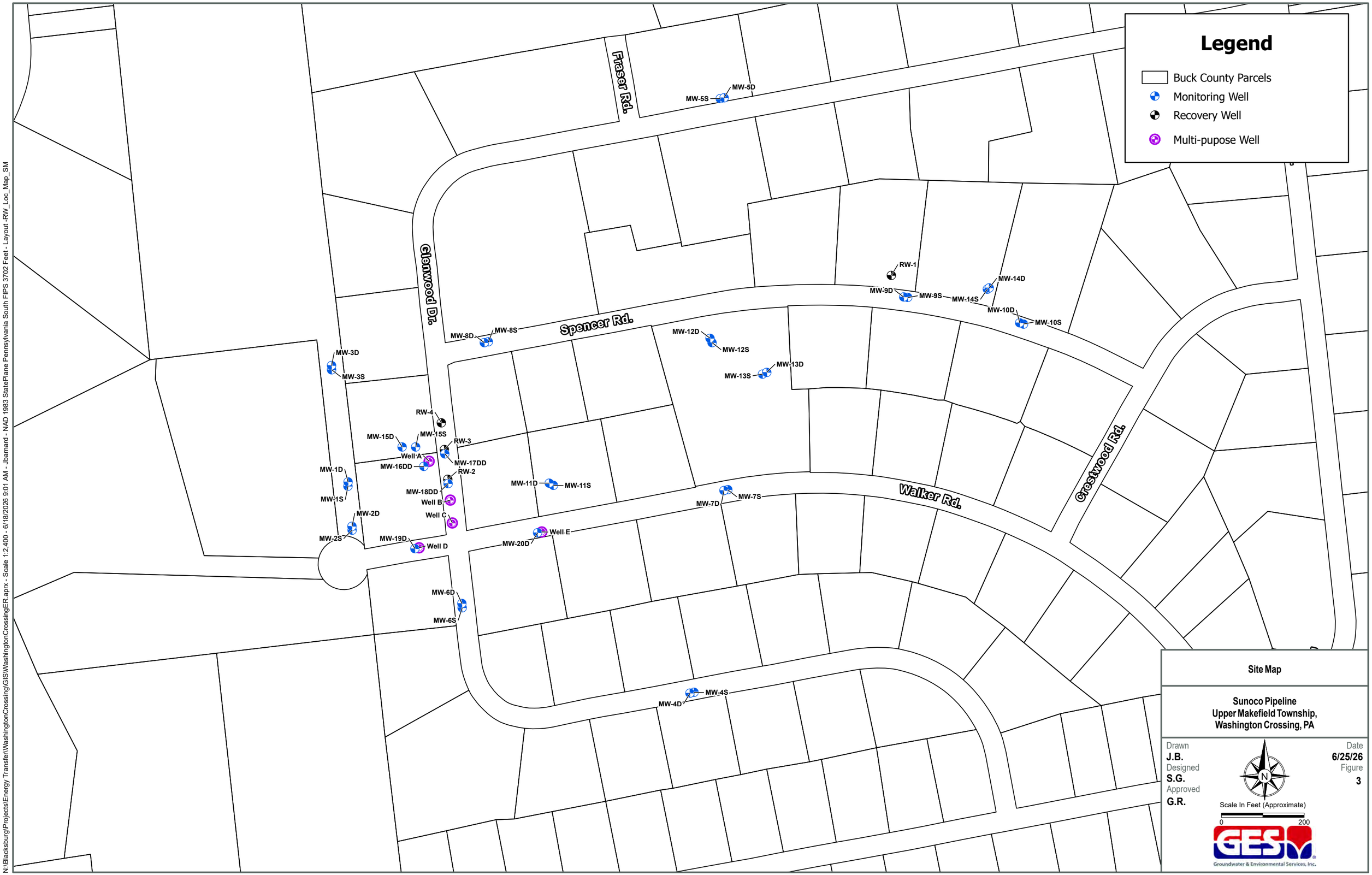

Site Map

Sunoco Pipeline
Upper Makefield Township,
Washington Crossing, PA

Drawn
J.B.
Designed
S.G.
Approved
G.R.

Date
6/25/26
Figure
3

N:\Blacksburg\Projects\Energy Transfer\WashingtonCrossing\GIS\WashingtonCrossingER.aprx - Scale 1:2,400 - 6/18/2026 9:01 AM - Jbarnard - NAD 1983 StatePlane Pennsylvania South FIPS 3702 Feet - Layout -RW_Loc_Map_SM

Tables

Table 1
Potable Well Analytical Results Summary

Sample Address	Well Depth (feet)	Pump Depth (feet)	Sample Location	Date	Benzene (µg/L)	Toluene (µg/L)	Ethyl-benzene (µg/L)	Total Xylenes (µg/L)	MTBE (µg/L)	Isopropyl Benzene (µg/L)	Naph-thalene (µg/L)	1,2,4-Trimethyl-benzene (µg/L)	1,3,5-Trimethyl-benzene (µg/L)	1,2-Dichloro-ethane (µg/L)	1,2 Dibromo-ethane (µg/L)	Dissolved Lead (µg/L)
DEP MSCs for a Residential, Used Aquifer					5	1,000	700	10,000	20	840	100	130	130	5	0.05	5
Redacted			Kitchen Sink	02/08/2025	ND<0.50	ND<0.50	ND<0.50	ND<0.50	ND<0.50	ND<0.50	ND<0.50	ND<0.50	ND<0.50	ND<0.50	ND<0.0096	0.27 J
				02/28/2025	ND<0.10	ND<0.10	ND<0.10	ND<0.10	ND<0.10	ND<0.10	ND<0.20	ND<0.10	ND<0.10	ND<0.10	ND<0.0096	0.27 J
			Pressure Tank	02/15/2025	ND<0.50	ND<0.50	ND<0.50	ND<0.50	ND<0.50	ND<0.50	ND<0.50	ND<0.50	ND<0.50	ND<0.50	ND<0.0094	2.4
			POET- Influent	03/21/2025	ND<0.19	ND<0.19	ND<0.13	ND<0.19	ND<0.13	ND<0.13	ND<0.14	ND<0.13	ND<0.15	ND<0.15	ND<0.005	ND<0.3
				05/17/2025	ND<0.19	ND<0.19	ND<0.13	ND<0.19	ND<0.13	ND<0.13	ND<0.14	ND<0.13	ND<0.15	ND<0.15	ND<0.005	ND<0.3
				07/09/2025	ND<0.19	ND<0.19	ND<0.13	ND<0.19	ND<0.13	ND<0.13	ND<0.14	ND<0.13	ND<0.15	ND<0.15	ND<0.005	ND<0.3
				09/10/2025	ND<0.19	ND<0.19	ND<0.13	ND<0.19	ND<0.13	ND<0.13	ND<0.14	ND<0.13	ND<0.15	ND<0.15	ND<0.005	ND<0.3
				11/11/2025	ND<0.19	ND<0.19	ND<0.13	ND<0.19	ND<0.13	ND<0.13	ND<0.14	ND<0.13	ND<0.15	ND<0.15	ND<0.005	ND<0.3
				01/23/2026	ND<0.19	ND<0.19	ND<0.13	ND<0.19	ND<0.13	ND<0.13	ND<0.14	ND<0.13	ND<0.15	ND<0.15	ND<0.005	ND<0.3
				04/23/2026	ND<0.21	ND<0.28	ND<0.21	ND<0.50	ND<0.12	ND<0.19	ND<0.23	ND<0.21	ND<0.20	ND<0.18	ND<0.005	ND<0.3
				06/22/2026	ND<0.21	ND<0.28	ND<0.21	ND<0.50	ND<0.12	ND<0.19	ND<0.23	ND<0.21	ND<0.20	ND<0.18	ND<0.005	ND<0.3
				08/18/2026	ND<0.21	ND<0.28	ND<0.21	ND<0.50	ND<0.12	ND<0.19	ND<0.23	ND<0.21	ND<0.20	ND<0.18	ND<0.005	ND<0.3
			POET- Midfluent	03/21/2025	ND<0.19	ND<0.19	ND<0.13	ND<0.19	ND<0.13	ND<0.13	ND<0.14	ND<0.13	ND<0.15	ND<0.15	ND<0.005	ND<0.3
				05/17/2025	ND<0.19	ND<0.19	ND<0.13	ND<0.19	ND<0.13	ND<0.13	ND<0.14	ND<0.13	ND<0.15	ND<0.15	ND<0.005	ND<0.3
				07/09/2025	ND<0.19	ND<0.19	ND<0.13	ND<0.19	ND<0.13	ND<0.13	ND<0.14	ND<0.13	ND<0.15	ND<0.15	ND<0.005	ND<0.3
				09/10/2025	ND<0.19	ND<0.19	ND<0.13	ND<0.19	ND<0.13	ND<0.13	ND<0.14	ND<0.13	ND<0.15	ND<0.15	ND<0.005	ND<0.3
				11/11/2025	ND<0.19	ND<0.19	ND<0.13	ND<0.19	ND<0.13	ND<0.13	ND<0.14	ND<0.13	ND<0.15	ND<0.15	ND<0.005	ND<0.3
				01/23/2026	ND<0.19	ND<0.19	ND<0.13	ND<0.19	ND<0.13	ND<0.13	ND<0.14	ND<0.13	ND<0.15	ND<0.15	ND<0.005	ND<0.3
				04/23/2026	ND<0.21	ND<0.28	ND<0.21	ND<0.50	ND<0.12	ND<0.19	ND<0.23	ND<0.21	ND<0.20	ND<0.18	ND<0.005	ND<0.3
				06/22/2026	ND<0.21	ND<0.28	ND<0.21	ND<0.50	ND<0.12	ND<0.19	ND<0.23	ND<0.21	ND<0.20	ND<0.18	ND<0.005	ND<0.3
				08/18/2026	ND<0.21	ND<0.28	ND<0.21	ND<0.50	ND<0.12	ND<0.19	ND<0.23	ND<0.21	ND<0.20	ND<0.18	ND<0.005	ND<0.3
			POET- Effluent	03/21/2025	ND<0.19	ND<0.19	ND<0.13	ND<0.19	ND<0.13	ND<0.13	ND<0.14	ND<0.13	ND<0.15	ND<0.15	ND<0.005	ND<0.3
				05/17/2025	ND<0.19	ND<0.19	ND<0.13	ND<0.19	ND<0.13	ND<0.13	ND<0.14	ND<0.13	ND<0.15	ND<0.15	ND<0.005	ND<0.3
				07/09/2025	ND<0.19	ND<0.19	ND<0.13	ND<0.19	ND<0.13	ND<0.13	ND<0.14	ND<0.13	ND<0.15	ND<0.15	ND<0.005	ND<0.3
				09/10/2025	ND<0.19	ND<0.19	ND<0.13	ND<0.19	ND<0.13	ND<0.13	ND<0.14	ND<0.13	ND<0.15	ND<0.15	ND<0.005	ND<0.3
				11/11/2025	ND<0.19	ND<0.19	ND<0.13	ND<0.19	ND<0.13	ND<0.13	ND<0.14	ND<0.13	ND<0.15	ND<0.15	ND<0.005	ND<0.3
				01/23/2026	ND<0.19	ND<0.19	ND<0.13	ND<0.19	ND<0.13	ND<0.13	ND<0.14	ND<0.13	ND<0.15	ND<0.15	ND<0.005	ND<0.3
				04/23/2026	ND<0.21	ND<0.28	ND<0.21	ND<0.50	ND<0.12	ND<0.19	ND<0.23	ND<0.21	ND<0.20	ND<0.18	ND<0.005	ND<0.3
				06/22/2026	ND<0.21	ND<0.28	ND<0.21	ND<0.50	ND<0.12	ND<0.19	ND<0.23	ND<0.21	ND<0.20	ND<0.18	ND<0.005	ND<0.3
				08/18/2026	ND<0.21	ND<0.28	ND<0.21	ND<0.50	ND<0.12	ND<0.19	ND<0.23	ND<0.21	ND<0.20	ND<0.18	ND<0.005	ND<0.3
			Post Holding Tank #1	02/18/2025	ND<0.50	ND<0.50	ND<0.50	ND<0.50	ND<0.50	ND<0.50	ND<0.50	ND<0.50	ND<0.50	ND<0.50	ND<0.0094	ND<0.12
			Post Holding Tank #2	02/25/2025	ND<0.10	ND<0.10	ND<0.10	ND<0.10	ND<0.10	ND<0.10	ND<0.20	ND<0.10	ND<0.10	ND<0.10	ND<0.0094	0.35 J
			Laundry Room Sink	04/10/2025	ND<0.19	ND<0.19	ND<0.13	ND<0.19	ND<0.13	ND<0.13	ND<0.14	ND<0.13	ND<0.15	ND<0.15	ND<0.005	0.4 J
			POET-Influent	05/01/2025	ND<0.19	ND<0.19	ND<0.13	ND<0.19	ND<0.13	ND<0.13	ND<0.14	ND<0.13	ND<0.15	ND<0.15	ND<0.005	0.5 J
				06/24/2025	ND<0.19	ND<0.19	ND<0.13	ND<0.19	ND<0.13	ND<0.13	ND<0.14	ND<0.13	ND<0.15	ND<0.15	ND<0.005	0.5 J
				08/21/2025	ND<0.19	ND<0.19	ND<0.13	ND<0.19	ND<0.13	ND<0.13	ND<0.14	ND<0.13	ND<0.15	ND<0.15	ND<0.005	0.4 J
				10/21/2025	ND<0.19	ND<0.19	ND<0.13	ND<0.19	ND<0.13	ND<0.13	ND<0.14	ND<0.13	ND<0.15	ND<0.15	ND<0.005	0.4 J
				12/15/2025	ND<0.19	ND<0.19	ND<0.13	ND<0.19	ND<0.13	ND<0.13	ND<0.14	ND<0.13	ND<0.15	ND<0.15	ND<0.005	ND<0.3
				03/10/2026	ND<0.21	ND<0.28	ND<0.21	ND<0.50	ND<0.12	ND<0.19	ND<0.23	ND<0.21	ND<0.20	ND<0.18	ND<0.005	0.3 J
				05/05/2026	ND<0.21	ND<0.28	ND<0.21	ND<0.50	ND<0.12	ND<0.19	ND<0.23	ND<0.21	ND<0.20	ND<0.18	ND<0.005	0.4 J
				07/16/2026	ND<0.21	ND<0.28	ND<0.21	ND<0.50	ND<0.12	ND<0.19	ND<0.23	ND<0.21	ND<0.20	ND<0.18	ND<0.005	0.5 J
			POET-Midfluent	05/01/2025	ND<0.19	ND<0.19	ND<0.13	ND<0.19	ND<0.13	ND<0.13	ND<0.14	ND<0.13	ND<0.15	ND<0.15	ND<0.005	0.8 J
				06/24/2025	ND<0.19	ND<0.19	ND<0.13	ND<0.19	ND<0.13	ND<0.13	ND<0.14	ND<0.13	ND<0.15	ND<0.15	ND<0.005	ND<0.3
				08/21/2025	ND<0.19	ND<0.19	ND<0.13	ND<0.19	ND<0.13	ND<0.13	ND<0.14	ND<0.13	ND<0.15	ND<0.15	ND<0.005	ND<0.3
				10/21/2025	ND<0.19	ND<0.19	ND<0.13	ND<0.19	ND<0.13	ND<0.13	ND<0.14	ND<0.13	ND<0.15	ND<0.15	ND<0.005	ND<0.3
				12/15/2025	ND<0.19	ND<0.19	ND<0.13	ND<0.19	ND<0.13	ND<0.13	ND<0.14	ND<0.13	ND<0.15	ND<0.15	ND<0.005	ND<0.3
				03/10/2026	ND<0.21	ND<0.28	ND<0.21	ND<0.50	ND<0.12	ND<0.19	ND<0.23	ND<0.21	ND<0.20	ND<0.18	ND<0.005	ND<0.3
				05/05/2026	ND<0.21	ND<0.28	ND<0.21	ND<0.50	ND<0.12	ND<0.19	ND<0.23	ND<0.21	ND<0.20	ND<0.18	ND<0.005	ND<0.3
				07/16/2026	ND<0.21	ND<0.28	ND<0.21	ND<0.50	ND<0.12	ND<0.19	ND<0.23	ND<0.21	ND<0.20	ND<0.18	ND<0.005	ND<0.3
			POET-Effluent	05/01/2025	ND<0.19	ND<0.19	ND<0.13	ND<0.19	ND<0.13	ND<0.13	ND<0.14	ND<0.13	ND<0.15	ND<0.15	ND<0.005	0.96 J
				06/24/2025	ND<0.19	ND<0.19	ND<0.13	ND<0.19	ND<0.13	ND<0.13	ND<0.14	ND<0.13	ND<0.15	ND<0.15	ND<0.005	0.4 J
				08/21/2025	ND<0.19	ND<0.19	ND<0.13	ND<0.19	ND<0.13	ND<0.13	ND<0.14	ND<0.13	ND<0.15	ND<0.15	ND<0.005	ND<0.3
				10/21/2025	ND<0.19	ND<0.19	ND<0.13	ND<0.19	ND<0.13	ND<0.13	ND<0.14	ND<0.13	ND<0.15	ND<0.15	ND<0.005	ND<0.3
				12/15/2025	ND<0.19	ND<0.19	ND<0.13	ND<0.19	ND<0.13	ND<0.13	ND<0.14	ND<0.13	ND<0.15	ND<0.15	ND<0.005	ND<0.3
				03/10/2026	ND<0.21	ND<0.28	ND<0.21	ND<0.50	ND<0.12	ND<0.19	ND<0.23	ND<0.21	ND<0.20	ND<0.18	ND<0.005	ND<0.3
				05/05/2026	ND<0.21	ND<0.28	ND<0.21	ND<0.50	ND<0.12	ND<0.19	ND<0.23	ND<0.21	ND<0.20	ND<0.18	ND<0.005	0.7 J
				07/16/2026	ND<0.21	ND<0.28	ND<0.21	ND<0.50	ND<0.12	ND<0.19	ND<0.23	ND<0.21	ND<0.20	ND<0.18	ND<0.005	ND<0.3
			Influent	04/05/2025	ND<0.19	ND<0.19	ND<0.13	ND<0.19	ND<0.13	ND<0.13	ND<0.14	ND<0.13	ND<0.15	ND<0.15	ND<0.005	ND<0.3
			Midfluent	04/05/2025	ND<0.19	ND<0.19	ND<0.13	ND<0.19	ND<0.13	ND<0.13	ND<0.14	ND<0.13	ND<0.15	ND<0.15	ND<0.005	0.5 J
			Effluent	04/05/2025	ND<0.19	ND<0.19	ND<0.13	ND<0.19	ND<0.13	ND<0.13	ND<0.14	ND<0.13	ND<0.15	ND<0.15	ND<0.005	ND<0.3
			Pressure Tank	02/19/2025	ND<0.10	ND<0.10	ND<0.10	ND<0.10	ND<0.10	ND<0.10	ND<0.20	ND<0.10	ND<0.10	ND<0.10	ND<0.0095	3.4
				02/24/2025	ND<0.10	ND<0.10	ND<0.10	ND<0.10	ND<0.10	ND<0.10	ND<0.20	ND<0.10	ND<0.10	ND<0.10	ND<0.0095	1.8
			Kitchen Sink	06/16/2025	ND<0.19	ND<0.19	ND<0.13	ND<0.19	ND<0.13	ND<0.13	ND<0.14	ND<0.13	ND<0.15	ND<0.15	ND<0.005	2.4
				03/28/2025	ND<0.19	ND<0.19	ND<0.13	ND<0.19	ND<0.13	ND<0.13	ND<0.14	ND<0.13	ND<0.15	ND<0.15	ND<0.005	ND<0.3
				04/28/2025	ND<0.19	ND<0.19	ND<0.13	ND<0.19	ND<0.13	ND<0.13	ND<0.14	ND<0.13	ND<0.15	ND<0.15	ND<0.005	0.4 J
				06/16/2025	ND<0.19	ND<0.19	ND<0.13	ND<0.19	ND<0.13	ND<0.13	ND<0.14	ND<0.13	ND<0.15	ND<0.15	ND<0.005	0.5 J
			POET-Influent	07/22/2025	ND<0.19	ND<0.19	ND<0.13	ND<0.19	ND<0.13	ND<0.13	ND<0.14	ND<0.13	ND<0.15	ND<0.15	ND<0.005	1.5
				09/22/2025	ND<0.19	ND<0.19	ND<0.13	ND<0.19	ND<0.13	ND<0.13	ND<0.14	ND<0.13	ND<0.15	ND<0.15	ND<0.005	1.1
				12/01/2025	ND<0.19	ND<0.19	ND<0.13	ND<0.19	ND<0.13	ND<0.13	ND<0.14	ND<0.13	ND<0.15	ND<0.15	ND<0.005	1.0
				02/05/2026	ND<0.19	ND<0.19	ND<0.13	ND<0.19	ND<0.13	ND<0.13	ND<0.14	ND<0.13	ND<0.15	ND<0.15	ND<0.005	1.0 J
				04/08/2026	ND<0.21	ND<0.28	ND<0.21	ND<0.50	ND<0.12	ND<0.19	ND<0.23	ND<0.21	ND<0.20	ND<0.18	ND<0.005	0.9 J
				06/15/2026	ND<0.21	ND<0.28	ND<0.21	ND<0.50	ND<0.12	ND<0.19	ND<0.23	ND<0.21	ND<0.20	ND<0.18	ND<0.005	ND<0.3
				08/17/2026	ND<0.21	ND<0.28	ND<0.21	ND<0.50	ND<0.12	ND<0.19	ND<0.23	ND<0.21	ND<0.20	ND<0.18	ND<0.005	0.8 J
			POET-Midfluent	07/22/2025	ND<0.19	ND<0.19	ND<0.13	ND<0.19	ND<0.13	ND<0.13	ND<0.14	ND<0.13	ND<0.15	ND<0.15	ND<0.005	0.5 J
				09/22/2025	ND<0.19	ND<0.19	ND<0.13	ND<0.19	ND<0.13	ND<0.13	ND<0.14	ND<0.13	ND<0.15	ND<0.15	ND<0.005	ND<0.3
				12/01/2025	ND<0.19	ND<0.19	ND<0.13	ND<0.19	ND<0.13	ND<0.13	ND<0.14	ND<0.13	ND<0.15	ND<0.15	ND<0.005	ND<0.3
				02/05/2026	ND<0.19	ND<0.19	ND<0.13	ND<0.19	ND<0.13	ND<0.13	ND<0.14	ND<0.13	ND<0.15	ND<0.15	ND<0.005	ND<0.3
				04/08/2026	ND<0.21	ND<0.28	ND<0.21	ND<0.50	ND<0.12	ND<0.19	ND<0.23	ND<0.21	ND<0.20	ND<0.18	ND<0.005	ND<0.3
				06/15/2026	ND<0.21	ND<0.28	ND<0.21	ND<0.50	ND<0.12	ND<0.19	ND<0.23	ND<0.21	ND<0.20	ND<0.18	ND<0.005	ND<0.3
				08/17/2026	ND<0.21	ND<0.28	ND<0.21	ND<0.50	ND<0.12	ND<0.19	ND<0.23	ND<0.21	ND<0.20	ND<0.18	ND<0.005	ND<0.3
			POET-Effluent	07/22/2025	ND<0.19	ND<0.19	ND<0.13	ND<0.19	ND<0.13	ND<0.13	ND<0.14	ND<0.13	ND<0.15	ND<0.15	ND<0.005	0.6 J
				09/22/2025	ND<0.19	ND<0.19	ND<0.13	ND<0.19	ND<0.13	ND<0.13	ND<0.14	ND<0.13	ND<0.15	ND<0.15	ND<0.005	ND<0.3
				12/01/2025	ND<0.19	ND<0.19	ND<0.13	ND<0.19	ND<0.13	ND<0.13	ND<0.14	ND<0.13	ND<0.15	ND<0.15	ND<0.005	ND<0.3
				02/05/2026	ND<0.19	ND<0.19	ND<0.13	ND<0.19	ND<0.13	ND<0.13	ND<0.14	ND<0.13	ND<0.15	ND<0.15	ND<0.005	ND<0.3
				04/08/2026	ND<0.21	ND<0.28	ND<0.21	ND<0.50	ND<0.12	ND<0.19	ND<0.23	ND<0.21	ND<0.20	ND<0.18	ND<0.005	ND<0.3
				06/15/2026	ND<0.21	ND<0.28	ND<0.21	ND<0.50	ND<0.12	ND<0.19	ND<0.23	ND<0.21	ND<0.20	ND<0.18	ND<0.005	0.90 J
				08/17/2026	ND<0.21	ND<0.28	ND<0.21	ND<0.50	ND<0.12	ND<0.19	ND<0.23	ND<0.21	ND<0.20	ND<0.18	ND<0.005	ND<0.3

Table 1
Potable Well Analytical Results Summary

Sample Address	Well Depth (feet)	Pump Depth (feet)	Sample Location	Date	Benzene (µg/L)	Toluene (µg/L)	Ethyl-benzene (µg/L)	Total Xylenes (µg/L)	MTBE (µg/L)	Isopropyl Benzene (µg/L)	Naph-thalene (µg/L)	1,2,4-Trimethyl-benzene (µg/L)	1,3,5-Trimethyl-benzene (µg/L)	1,2-Dichloro-ethane (µg/L)	1,2 Dibromo-ethane (µg/L)	Dissolved Lead (µg/L)
DEP MSCs for a Residential, Used Aquifer					5	1,000	700	10,000	20	840	100	130	130	5	0.05	5
Redacted			Kitchen Sink	02/14/2025	ND<0.10	ND<0.10	ND<0.10	ND<0.10	ND<0.10	ND<0.10	ND<0.20	ND<0.10	ND<0.10	ND<0.10	ND<0.0095	ND<0.12
				02/28/2025	ND<0.10	ND<0.10	ND<0.10	ND<0.10	ND<0.10	ND<0.10	ND<0.20	ND<0.10	ND<0.10	ND<0.10	ND<0.0095	0.17 J
			POET - Influent	03/15/2025	ND<0.19	ND<0.19	ND<0.13	ND<0.19	ND<0.13	ND<0.13	ND<0.14	ND<0.13	ND<0.15	ND<0.15	ND<0.005	ND<0.3
				03/22/2025	ND<0.19	ND<0.19	ND<0.13	ND<0.19	ND<0.13	ND<0.13	ND<0.14	ND<0.13	ND<0.15	ND<0.15	ND<0.005	ND<0.3
				04/26/2025	ND<0.19	ND<0.19	ND<0.13	ND<0.19	ND<0.13	ND<0.13	ND<0.14	ND<0.13	ND<0.15	ND<0.15	ND<0.005	ND<0.3
				06/16/2025	ND<0.19	ND<0.19	ND<0.13	ND<0.19	ND<0.13	ND<0.13	ND<0.14	ND<0.13	ND<0.15	ND<0.15	ND<0.005	ND<0.3
				08/20/2025	ND<0.19	15	ND<0.13	ND<0.19	ND<0.13	ND<0.13	ND<0.14	ND<0.13	ND<0.15	ND<0.15	ND<0.005	ND<0.3
				10/31/2025	ND<0.19	0.58	ND<0.13	ND<0.19	ND<0.13	ND<0.13	ND<0.14	ND<0.13	ND<0.15	ND<0.15	ND<0.005	ND<0.3
				12/19/2025	ND<0.19	ND<0.19	ND<0.13	ND<0.19	ND<0.13	ND<0.13	ND<0.14	ND<0.13	ND<0.15	ND<0.15	ND<0.005	ND<0.3
				03/13/2026	ND<0.21	ND<0.28	ND<0.21	ND<0.50	ND<0.12	ND<0.19	ND<0.23	ND<0.21	ND<0.20	ND<0.18	ND<0.005	ND<0.3
				05/22/2026	ND<0.21	ND<0.28	ND<0.21	ND<0.50	ND<0.12	ND<0.19	ND<0.23	ND<0.21	ND<0.20	ND<0.18	ND<0.005	ND<0.3
				07/31/2026	ND<0.21	ND<0.28	ND<0.21	ND<0.50	ND<0.12	ND<0.19	ND<0.23	ND<0.21	ND<0.20	ND<0.18	ND<0.005	ND<0.3
			POET - Midfluent	03/15/2025	ND<0.19	ND<0.19	ND<0.13	ND<0.19	ND<0.13	ND<0.13	ND<0.14	ND<0.13	ND<0.15	ND<0.15	ND<0.005	ND<0.3
				03/22/2025	ND<0.19	ND<0.19	ND<0.13	ND<0.19	ND<0.13	ND<0.13	ND<0.14	ND<0.13	ND<0.15	ND<0.15	ND<0.005	ND<0.3
				04/26/2025	ND<0.19	ND<0.19	ND<0.13	ND<0.19	ND<0.13	ND<0.13	ND<0.14	ND<0.13	ND<0.15	ND<0.15	ND<0.005	ND<0.3
				06/16/2025	ND<0.19	ND<0.19	ND<0.13	ND<0.19	ND<0.13	ND<0.13	ND<0.14	ND<0.13	ND<0.15	ND<0.15	ND<0.005	ND<0.3
				08/20/2025	ND<0.19	ND<0.19	ND<0.13	ND<0.19	ND<0.13	ND<0.13	ND<0.14	ND<0.13	ND<0.15	ND<0.15	ND<0.005	ND<0.3
				10/31/2025	ND<0.19	ND<0.19	ND<0.13	ND<0.19	ND<0.13	ND<0.13	ND<0.14	ND<0.13	ND<0.15	ND<0.15	ND<0.005	ND<0.3
				12/19/2025	ND<0.19	ND<0.19	ND<0.13	ND<0.19	ND<0.13	ND<0.13	ND<0.14	ND<0.13	ND<0.15	ND<0.15	ND<0.005	ND<0.3
				03/13/2026	ND<0.21	ND<0.28	ND<0.21	ND<0.50	ND<0.12	ND<0.19	ND<0.23	ND<0.21	ND<0.20	ND<0.18	ND<0.005	ND<0.3
				05/22/2026	ND<0.21	ND<0.28	ND<0.21	ND<0.50	ND<0.12	ND<0.19	ND<0.23	ND<0.21	ND<0.20	ND<0.18	ND<0.005	ND<0.3
				07/31/2026	ND<0.21	ND<0.28	ND<0.21	ND<0.50	ND<0.12	ND<0.19	ND<0.23	ND<0.21	ND<0.20	ND<0.18	ND<0.005	ND<0.3
			POET - Effluent	03/15/2025	ND<0.19	ND<0.19	ND<0.13	0.65 J	ND<0.13	ND<0.13	ND<0.14	ND<0.13	ND<0.15	ND<0.15	ND<0.005	ND<0.3
				03/22/2025	ND<0.19	ND<0.19	ND<0.13	ND<0.19	ND<0.13	ND<0.13	ND<0.14	ND<0.13	ND<0.15	ND<0.15	ND<0.005	ND<0.3
				04/26/2025	ND<0.19	ND<0.19	ND<0.13	ND<0.19	ND<0.13	ND<0.13	ND<0.14	ND<0.13	ND<0.15	ND<0.15	ND<0.005	ND<0.3
				06/16/2025	ND<0.19	ND<0.19	ND<0.13	ND<0.19	ND<0.13	ND<0.13	ND<0.14	ND<0.13	ND<0.15	ND<0.15	ND<0.005	ND<0.3
				08/20/2025	ND<0.19	ND<0.19	ND<0.13	ND<0.19	ND<0.13	ND<0.13	ND<0.14	ND<0.13	ND<0.15	ND<0.15	ND<0.005	ND<0.3
				10/31/2025	ND<0.19	ND<0.19	ND<0.13	ND<0.19	ND<0.13	ND<0.13	ND<0.14	ND<0.13	ND<0.15	ND<0.15	ND<0.005	ND<0.3
				12/19/2025	ND<0.19	ND<0.19	ND<0.13	ND<0.19	ND<0.13	ND<0.13	ND<0.14	ND<0.13	ND<0.15	ND<0.15	ND<0.005	ND<0.3
				03/13/2026	ND<0.21	ND<0.28	ND<0.21	ND<0.50	ND<0.12	ND<0.19	ND<0.23	ND<0.21	ND<0.20	ND<0.18	ND<0.005	ND<0.3
				05/22/2026	ND<0.21	ND<0.28	ND<0.21	ND<0.50	ND<0.12	ND<0.19	ND<0.23	ND<0.21	ND<0.20	ND<0.18	ND<0.005	ND<0.3
				07/31/2026	ND<0.21	ND<0.28	ND<0.21	ND<0.50	ND<0.12	ND<0.19	ND<0.23	ND<0.21	ND<0.20	ND<0.18	ND<0.005	ND<0.3
			Kitchen Sink	02/05/2025	ND<0.50	ND<0.50	ND<0.50	ND<0.50	ND<0.50	ND<0.50	ND<0.50	ND<0.50	ND<0.50	ND<0.50	ND<0.0094	0.82
			POET - Influent	06/09/2025	ND<0.19	ND<0.19	ND<0.13	ND<0.19	ND<0.13	ND<0.13	ND<0.14	ND<0.13	ND<0.15	ND<0.15	ND<0.005	0.8 J
				08/06/2025	ND<0.19	ND<0.19	ND<0.13	ND<0.19	ND<0.13	ND<0.13	ND<0.14	ND<0.13	ND<0.15	ND<0.15	ND<0.005	0.5 J
				10/20/2025	ND<0.19	ND<0.19	ND<0.13	ND<0.19	ND<0.13	ND<0.13	ND<0.14	ND<0.13	ND<0.15	ND<0.15	ND<0.005	ND<0.3
				12/15/2025	ND<0.19	ND<0.19	ND<0.13	ND<0.19	ND<0.13	ND<0.13	ND<0.14	ND<0.13	ND<0.15	ND<0.15	ND<0.005	ND<0.3
				02/24/2026	ND<0.19	ND<0.19	ND<0.13	ND<0.19	ND<0.13	ND<0.13	ND<0.14	ND<0.13	ND<0.15	ND<0.15	ND<0.005	ND<0.3
				05/04/2026	ND<0.21	ND<0.28	ND<0.21	ND<0.50	ND<0.12	ND<0.19	ND<0.23	ND<0.21	ND<0.20	ND<0.18	ND<0.005	ND<0.3
				07/06/2026	ND<0.21	ND<0.28	ND<0.21	ND<0.50	ND<0.12	ND<0.19	ND<0.23	ND<0.21	ND<0.20	ND<0.18	ND<0.005	ND<0.3
			POET - Midfluent	06/09/2025	ND<0.19	ND<0.19	ND<0.13	ND<0.19	ND<0.13	ND<0.13	ND<0.14	ND<0.13	ND<0.15	ND<0.15	ND<0.005	0.6 J
				08/06/2025	ND<0.19	ND<0.19	ND<0.13	ND<0.19	ND<0.13	ND<0.13	ND<0.14	ND<0.13	ND<0.15	ND<0.15	ND<0.005	ND<0.3
				10/20/2025	ND<0.19	ND<0.19	ND<0.13	ND<0.19	ND<0.13	ND<0.13	ND<0.14	ND<0.13	ND<0.15	ND<0.15	ND<0.005	ND<0.3
				12/15/2025	ND<0.19	ND<0.19	ND<0.13	ND<0.19	ND<0.13	ND<0.13	ND<0.14	ND<0.13	ND<0.15	ND<0.15	ND<0.005	ND<0.3
				02/24/2026	ND<0.19	ND<0.19	ND<0.13	ND<0.19	ND<0.13	ND<0.13	ND<0.14	ND<0.13	ND<0.15	ND<0.15	ND<0.005	ND<0.3
				05/04/2026	ND<0.21	ND<0.28	ND<0.21	ND<0.50	ND<0.12	ND<0.19	ND<0.23	ND<0.21	ND<0.20	ND<0.18	ND<0.005	ND<0.3
				07/06/2026	ND<0.21	ND<0.28	ND<0.21	ND<0.50	ND<0.12	ND<0.19	ND<0.23	ND<0.21	ND<0.20	ND<0.18	ND<0.005	ND<0.3
			POET - Effluent	06/09/2025	ND<0.19	ND<0.19	ND<0.13	ND<0.19	ND<0.13	ND<0.13	ND<0.14	ND<0.13	ND<0.15	ND<0.15	ND<0.005	0.7 J
				08/06/2025	ND<0.19	ND<0.19	ND<0.13	ND<0.19	ND<0.13	ND<0.13	ND<0.14	ND<0.13	ND<0.15	ND<0.15	ND<0.005	ND<0.3
				10/20/2025	ND<0.19	ND<0.19	ND<0.13	ND<0.19	ND<0.13	ND<0.13	ND<0.14	ND<0.13	ND<0.15	ND<0.15	ND<0.005	ND<0.3
				12/15/2025	ND<0.19	ND<0.19	ND<0.13	ND<0.19	ND<0.13	ND<0.13	ND<0.14	ND<0.13	ND<0.15	ND<0.15	ND<0.005	ND<0.3
				02/24/2026	ND<0.19	ND<0.19	ND<0.13	ND<0.19	ND<0.13	ND<0.13	ND<0.14	ND<0.13	ND<0.15	ND<0.15	ND<0.005	ND<0.3
				05/04/2026	ND<0.21	ND<0.28	ND<0.21	ND<0.50	ND<0.12	ND<0.19	ND<0.23	ND<0.21	ND<0.20	ND<0.18	ND<0.005	ND<0.3
				07/06/2026	ND<0.21	ND<0.28	ND<0.21	ND<0.50	ND<0.12	ND<0.19	ND<0.23	ND<0.21	ND<0.20	ND<0.18	ND<0.005	ND<0.3
			Kitchen Sink	02/04/2025	ND<0.50	ND<0.50	ND<0.50	ND<0.50	ND<0.50	ND<0.50	ND<0.50	ND<0.50	ND<0.50	ND<0.50	ND<0.0095	0.13 J
			Pressure Tank	02/17/2025	ND<0.50	ND<0.50	ND<0.50	ND<0.50	ND<0.50	ND<0.50	ND<0.50	ND<0.50	ND<0.50	ND<0.50	ND<0.0094	0.45 J
			Kitchen	03/12/2025	ND<0.19	ND<0.19	ND<0.13	ND<0.19	ND<0.13	ND<0.13	ND<0.14	ND<0.13	ND<0.15	ND<0.15	ND<0.005	ND<0.3
			POET - Influent	03/12/2025	ND<0.19	ND<0.19	ND<0.13	ND<0.19	ND<0.13	ND<0.13	ND<0.14	ND<0.13	ND<0.15	ND<0.15	ND<0.005	ND<0.3
				04/09/2025	ND<0.19	ND<0.19	ND<0.13	ND<0.19	ND<0.13	ND<0.13	ND<0.14	ND<0.13	ND<0.15	ND<0.15	ND<0.005	ND<0.3
				06/17/2025	ND<0.19	ND<0.19	ND<0.13	ND<0.19	ND<0.13	ND<0.13	ND<0.14	ND<0.13	ND<0.15	ND<0.15	ND<0.005	ND<0.3
				08/12/2025	ND<0.19	ND<0.19	ND<0.13	ND<0.19	ND<0.13	ND<0.13	ND<0.14	ND<0.13	ND<0.15	ND<0.15	ND<0.005	ND<0.3
				10/28/2025	ND<0.19	ND<0.19	ND<0.13	ND<0.19	ND<0.13	ND<0.13	ND<0.14	ND<0.13	ND<0.15	ND<0.15	ND<0.005	ND<0.3
				02/16/2026	ND<0.19	ND<0.19	ND<0.13	ND<0.19	ND<0.13	ND<0.13	ND<0.14	ND<0.13	ND<0.15	ND<0.15	ND<0.005	ND<0.3
				05/04/2026	ND<0.21	ND<0.28	ND<0.21	ND<0.50	ND<0.12	ND<0.19	ND<0.23	ND<0.21	ND<0.20	ND<0.18	ND<0.005	ND<0.3
				08/06/2026	ND<0.21	ND<0.28	ND<0.21	ND<0.50	ND<0.12	ND<0.19	ND<0.23	ND<0.21	ND<0.20	ND<0.18	ND<0.005	ND<0.3
			POET - Midfluent	03/12/2025	ND<0.19	ND<0.19	ND<0.13	ND<0.19	ND<0.13	ND<0.13	ND<0.14	ND<0.13	ND<0.15	ND<0.15	ND<0.005	ND<0.3
				04/09/2025	ND<0.19	ND<0.19	ND<0.13	ND<0.19	ND<0.13	ND<0.13	ND<0.14	ND<0.13	ND<0.15	ND<0.15	ND<0.005	ND<0.3
				06/17/2025	ND<0.19	ND<0.19	ND<0.13	ND<0.19	ND<0.13	ND<0.13	ND<0.14	ND<0.13	ND<0.15	ND<0.15	ND<0.005	ND<0.3
				08/12/2025	ND<0.19	ND<0.19	ND<0.13	ND<0.19	ND<0.13	ND<0.13	ND<0.14	ND<0.13	ND<0.15	ND<0.15	ND<0.005	ND<0.3
				10/28/2025	ND<0.19	ND<0.19	ND<0.13	ND<0.19	ND<0.13	ND<0.13	ND<0.14	ND<0.13	ND<0.15	ND<0.15	ND<0.005	ND<0.3
				02/16/2026	ND<0.19	ND<0.19	ND<0.13	ND<0.19	ND<0.13	ND<0.13	ND<0.14	ND<0.13	ND<0.15	ND<0.15	ND<0.005	ND<0.3
				05/04/2026	ND<0.21	ND<0.28	ND<0.21	ND<0.50	ND<0.12	ND<0.19	ND<0.23	ND<0.21	ND<0.20	ND<0.18	ND<0.005	ND<0.3
				08/06/2026	ND<0.21	ND<0.28	ND<0.21	ND<0.50	ND<0.12	ND<0.19	ND<0.23	ND<0.21	ND<0.20	ND<0.18	ND<0.005	ND<0.3
			POET - Effluent	04/09/2025	ND<0.19	ND<0.19	ND<0.13	ND<0.19	ND<0.13	ND<0.13	ND<0.14	ND<0.13	ND<0.15	ND<0.15	ND<0.005	ND<0.3
				06/17/2025	ND<0.19	ND<0.19	ND<0.13	ND<0.19	ND<0.13	ND<0.13	ND<0.14	ND<0.13	ND<0.15	ND<0.15	ND<0.005	ND<0.3
				08/12/2025	ND<0.19	ND<0.19	ND<0.13	ND<0.19	ND<0.13	ND<0.13	ND<0.14	ND<0.13	ND<0.15	ND<0.15	ND<0.005	ND<0.3
				10/28/2025	ND<0.19	ND<0.19	ND<0.13	ND<0.19	ND<0.13	ND<0.13	ND<0.14	ND<0.13	ND<0.15	ND<0.15	ND<0.005	ND<0.3
				02/16/2026	ND<0.19	ND<0.19	ND<0.13	ND<0.19	ND<0.13	ND<0.13	ND<0.14	ND<0.13	ND<0.15	ND<0.15	ND<0.005	ND<0.3
				05/04/2026	ND<0.21	ND<0.28	ND<0.21	ND<0.50	ND<0.12	ND<0.19	ND<0.23	ND<0.21	ND<0.20	ND<0.18	ND<0.005	ND<0.3
				08/06/2026	ND<0.21	ND<0.28	ND<0.21	ND<0.50	ND<0.12	ND<0.19	ND<0.23	ND<0.21	ND<0.20	ND<0.18	ND<0.005	ND<0.3
			Outside Spigot	02/13/2025	ND<0.50	ND<0.50	ND<0.50	ND<0.50	ND<0.50	ND<0.50	ND<0.50	ND<0.50	ND<0.50	0.11 J	ND<0.0094	0.19 J
				02/22/2025	ND<0.10	ND<0.10	ND<0.10	ND<0.10	ND<0.10	ND<0.10	ND<0.20	ND<0.10	ND<0.10	0.19 J	ND<0.0094	0.36 J
				03/20/2025	ND<0.19	ND<0.19	ND<0.13	ND<0.19	ND<0.13	ND<0.13	ND<0.14	ND<0.13	ND<0.15	ND<0.15	ND<0.005	ND<0.3
				04/14/2025	ND<0.19	ND<0.19	ND<0.13	ND<0.19	ND<0.13	ND<0.13	ND<0.14	ND<0.13	ND<0.15	0.15 J	ND<0.005	0.4 J
				05/07/2025	ND<0.19	ND<0.19	ND<0.13	ND<0.19	ND<0.13	ND<0.13	ND<0.14	ND<0.13	ND<0.15	ND<0.15	ND<0.005	ND<0.3
				06/13/2025	ND<0.19	ND<0.19	ND<0.13	ND<0.19	ND<0.13	ND<0.13	ND<0.14	ND<0.13	ND<0.15	0.41 J	ND<0.005	0.7 J
				08/08/2025	ND<0.19	ND<0.19	ND<0.13	ND<0.19	ND<0.13	ND<0.13	ND<0.14	ND<0.13	ND<0.15	ND<0.15	ND<0.005	0.6 J
				10/09/2025	ND<0.19	ND<0.19	ND<0.13	ND<0.19	ND<0.13	ND<0.13	ND<0.14	ND<0.13	ND<0.15	0.41 J	ND<0.005	0.9 J
				12/09/2025	ND<0.19	ND<0.19	ND<0.13	ND<0.19	ND<0.13	ND<0.13	ND<0.14	ND<0.13	ND<0.15	ND<0.15	ND<0.005	ND<0.3
				02/04/2026	ND<0.19	ND<0.19	ND<0.13	ND<0.19	ND<0.13	ND<0.13	ND<0.14	ND<0.13	ND<0.15	0.16 J	ND<0.005	0.4 J
				04/15/2026	ND<0.21	ND<0.28	ND<0.21	ND<0.50	ND<0.12	ND<0.19	ND<0.23	ND<0.21	ND<0.20	ND<0.18	ND<0.005	0.7 J
				06/09/2026	ND<0.21	ND<0.28	ND<0.21	ND<0.50	ND<0.12	ND<0.19	ND<0.23	ND<0.21	ND<0.20	ND<0.18	ND<0.005	ND<0.3
				07/28/2026	ND<0.21	ND<0.28	ND<0.21	ND<0.50	ND<0.12	ND<0.19	ND<0.23	ND<0.21	ND<0.20	ND<0.18	ND<0.005	ND<0.3

Table 1
Potable Well Analytical Results Summary

Sample Address	Well Depth (feet)	Pump Depth (feet)	Sample Location	Date	Benzene (µg/L)	Toluene (µg/L)	Ethyl-benzene (µg/L)	Total Xylenes (µg/L)	MTBE (µg/L)	Isopropyl Benzene (µg/L)	Naph-thalene (µg/L)	1,2,4-Trimethyl-benzene (µg/L)	1,3,5-Trimethyl-benzene (µg/L)	1,2-Dichloro-ethane (µg/L)	1,2 Dibromo-ethane (µg/L)	Dissolved Lead (µg/L)
DEP MSCs for a Residential, Used Aquifer					5	1,000	700	10,000	20	840	100	130	130	5	0.05	5
Redacted			Kitchen Sink	02/25/2025	ND<0.10	ND<0.10	ND<0.10	ND<0.10	ND<0.10	ND<0.10	ND<0.20	ND<0.10	ND<0.10	ND<0.10	ND<0.0094	0.14 J
				03/08/2025	ND<0.19	ND<0.19	ND<0.13	ND<0.19	ND<0.13	ND<0.13	ND<0.14	ND<0.13	ND<0.15	ND<0.15	ND<0.005	ND<0.3
				03/10/2025	ND<0.19	ND<0.19	ND<0.13	ND<0.19	ND<0.13	ND<0.13	ND<0.14	ND<0.13	ND<0.15	ND<0.15	ND<0.005	0.4 J
			POET - Influent	03/31/2025	ND<0.19	ND<0.19	ND<0.13	ND<0.19	ND<0.13	ND<0.13	ND<0.14	ND<0.13	ND<0.15	ND<0.15	ND<0.005	0.7 J
				05/03/2025	ND<0.19	ND<0.19	ND<0.13	ND<0.19	ND<0.13	ND<0.13	ND<0.14	ND<0.13	ND<0.15	ND<0.15	ND<0.005	1.6
				05/31/2025	ND<0.19	ND<0.19	ND<0.13	ND<0.19	ND<0.13	ND<0.13	ND<0.14	ND<0.13	ND<0.15	ND<0.15	ND<0.005	0.4 J
				08/07/2025	ND<0.19	ND<0.19	ND<0.13	ND<0.19	ND<0.13	ND<0.13	ND<0.14	ND<0.13	ND<0.15	ND<0.15	ND<0.005	ND<0.3
				10/13/2025	ND<0.19	ND<0.19	ND<0.13	ND<0.19	ND<0.13	ND<0.13	ND<0.14	ND<0.13	ND<0.15	ND<0.15	ND<0.005	ND<0.3
				12/15/2025	ND<0.19	ND<0.19	ND<0.13	ND<0.19	ND<0.13	ND<0.13	ND<0.14	ND<0.13	ND<0.15	ND<0.15	ND<0.005	ND<0.3
				02/20/2026	ND<0.19	ND<0.19	ND<0.13	ND<0.19	ND<0.13	ND<0.13	ND<0.14	ND<0.13	ND<0.15	ND<0.15	ND<0.005	ND<0.3
				04/28/2026	ND<0.21	ND<0.28	ND<0.21	ND<0.50	ND<0.12	ND<0.19	ND<0.23	ND<0.21	ND<0.20	ND<0.18	ND<0.005	ND<0.3
				07/13/2026	ND<0.21	ND<0.28	ND<0.21	ND<0.50	ND<0.12	ND<0.19	ND<0.23	ND<0.21	ND<0.20	ND<0.18	ND<0.005	ND<0.3
			POET - Midfluent	05/03/2025	ND<0.19	ND<0.19	ND<0.13	ND<0.19	ND<0.13	ND<0.13	ND<0.14	ND<0.13	ND<0.15	ND<0.15	ND<0.005	ND<0.3
				05/31/2025	ND<0.19	ND<0.19	ND<0.13	ND<0.19	ND<0.13	ND<0.13	ND<0.14	ND<0.13	ND<0.15	ND<0.15	ND<0.005	ND<0.3
				08/07/2025	ND<0.19	ND<0.19	ND<0.13	ND<0.19	ND<0.13	ND<0.13	ND<0.14	ND<0.13	ND<0.15	ND<0.15	ND<0.005	ND<0.3
				10/13/2025	ND<0.19	ND<0.19	ND<0.13	ND<0.19	ND<0.13	ND<0.13	ND<0.14	ND<0.13	ND<0.15	ND<0.15	ND<0.005	ND<0.3
				12/15/2025	ND<0.19	ND<0.19	ND<0.13	ND<0.19	ND<0.13	ND<0.13	ND<0.14	ND<0.13	ND<0.15	ND<0.15	ND<0.005	ND<0.3
				02/20/2026	ND<0.19	ND<0.19	ND<0.13	ND<0.19	ND<0.13	ND<0.13	ND<0.14	ND<0.13	ND<0.15	ND<0.15	ND<0.005	ND<0.3
				04/28/2026	ND<0.21	ND<0.28	ND<0.21	ND<0.50	ND<0.12	ND<0.19	ND<0.23	ND<0.21	ND<0.20	ND<0.18	ND<0.005	ND<0.3
				07/13/2026	ND<0.21	ND<0.28	ND<0.21	ND<0.50	ND<0.12	ND<0.19	ND<0.23	ND<0.21	ND<0.20	ND<0.18	ND<0.005	ND<0.3
			POET - Effluent	03/31/2025	ND<0.19	ND<0.19	ND<0.13	ND<0.19	ND<0.13	ND<0.13	ND<0.14	ND<0.13	ND<0.15	ND<0.15	ND<0.005	ND<0.3
				05/03/2025	ND<0.19	ND<0.19	ND<0.13	ND<0.19	ND<0.13	ND<0.13	ND<0.14	ND<0.13	ND<0.15	ND<0.15	ND<0.005	ND<0.3
				05/31/2025	ND<0.19	ND<0.19	ND<0.13	ND<0.19	ND<0.13	ND<0.13	ND<0.14	ND<0.13	ND<0.15	ND<0.15	ND<0.005	0.4 J
				08/07/2025	ND<0.19	ND<0.19	ND<0.13	ND<0.19	ND<0.13	ND<0.13	ND<0.14	ND<0.13	ND<0.15	ND<0.15	ND<0.005	ND<0.3
				10/13/2025	ND<0.19	ND<0.19	ND<0.13	ND<0.19	ND<0.13	ND<0.13	ND<0.14	ND<0.13	ND<0.15	ND<0.15	ND<0.005	ND<0.3
				12/15/2025	ND<0.19	ND<0.19	ND<0.13	ND<0.19	ND<0.13	ND<0.13	ND<0.14	ND<0.13	ND<0.15	ND<0.15	ND<0.005	ND<0.3
				02/20/2026	ND<0.19	ND<0.19	ND<0.13	ND<0.19	ND<0.13	ND<0.13	ND<0.14	ND<0.13	ND<0.15	ND<0.15	ND<0.005	ND<0.3
				04/28/2026	ND<0.21	ND<0.28	ND<0.21	ND<0.50	ND<0.12	ND<0.19	ND<0.23	ND<0.21	ND<0.20	ND<0.18	ND<0.005	ND<0.3
				07/13/2026	ND<0.21	ND<0.28	ND<0.21	ND<0.50	ND<0.12	ND<0.19	ND<0.23	ND<0.21	ND<0.20	ND<0.18	ND<0.005	ND<0.3
			Kitchen Sink	02/07/2025	ND<0.50	ND<0.50	ND<0.50	ND<0.50	ND<0.50	ND<0.50	ND<0.50	ND<0.50	ND<0.50	ND<0.50	ND<0.0094	0.42 J
				02/22/2025	ND<0.10	ND<0.10	ND<0.10	ND<0.10	ND<0.10	ND<0.10	ND<0.20	ND<0.10	ND<0.10	ND<0.10	ND<0.0095	0.19 J
			POET - Influent	03/06/2025	ND<0.19	ND<0.19	ND<0.13	ND<0.19	ND<0.13	ND<0.13	ND<0.14	ND<0.13	ND<0.15	ND<0.15	ND<0.005	ND<0.3
				03/20/2025	ND<0.19	ND<0.19	ND<0.13	ND<0.19	ND<0.13	ND<0.13	ND<0.14	ND<0.13	ND<0.15	ND<0.15	ND<0.005	ND<0.3
				04/26/2025	ND<0.19	ND<0.19	ND<0.13	ND<0.19	ND<0.13	ND<0.13	ND<0.14	ND<0.13	ND<0.15	ND<0.15	ND<0.005	ND<0.3
				06/06/2025	ND<0.19	ND<0.19	ND<0.13	ND<0.19	ND<0.13	ND<0.13	ND<0.14	ND<0.13	ND<0.15	ND<0.15	ND<0.005	ND<0.3
				08/18/2025	ND<0.19	ND<0.19	ND<0.13	ND<0.19	ND<0.13	ND<0.13	ND<0.14	ND<0.13	ND<0.15	ND<0.15	ND<0.005	ND<0.3
				10/17/2025	ND<0.19	ND<0.19	ND<0.13	ND<0.19	ND<0.13	ND<0.13	ND<0.14	ND<0.13	ND<0.15	ND<0.15	ND<0.005	ND<0.3
				04/23/2026	ND<0.21	ND<0.28	ND<0.21	ND<0.50	ND<0.12	ND<0.19	ND<0.23	ND<0.21	ND<0.20	ND<0.18	ND<0.005	ND<0.3
				07/17/2026	ND<0.21	ND<0.28	ND<0.21	ND<0.50	ND<0.12	ND<0.19	ND<0.23	ND<0.21	ND<0.20	ND<0.18	ND<0.005	0.6 J
			POET - Midfluent	03/06/2025	ND<0.19	ND<0.19	ND<0.13	ND<0.19	ND<0.13	ND<0.13	ND<0.14	ND<0.13	ND<0.15	ND<0.15	ND<0.005	ND<0.3
				03/20/2025	ND<0.19	ND<0.19	ND<0.13	ND<0.19	ND<0.13	ND<0.13	ND<0.14	ND<0.13	ND<0.15	ND<0.15	ND<0.005	ND<0.3
				04/26/2025	ND<0.19	ND<0.19	ND<0.13	ND<0.19	ND<0.13	ND<0.13	ND<0.14	ND<0.13	ND<0.15	ND<0.15	ND<0.005	ND<0.3
				06/06/2025	ND<0.19	ND<0.19	ND<0.13	ND<0.19	ND<0.13	ND<0.13	ND<0.14	ND<0.13	ND<0.15	ND<0.15	ND<0.005	ND<0.3
				08/18/2025	ND<0.19	ND<0.19	ND<0.13	ND<0.19	ND<0.13	ND<0.13	ND<0.14	ND<0.13	ND<0.15	ND<0.15	ND<0.005	ND<0.3
				10/17/2025	ND<0.19	ND<0.19	ND<0.13	ND<0.19	ND<0.13	ND<0.13	ND<0.14	ND<0.13	ND<0.15	ND<0.15	ND<0.005	ND<0.3
				04/23/2026	ND<0.21	ND<0.28	ND<0.21	ND<0.50	ND<0.12	ND<0.19	ND<0.23	ND<0.21	ND<0.20	ND<0.18	ND<0.005	ND<0.3
				07/17/2026	ND<0.21	ND<0.28	ND<0.21	ND<0.50	ND<0.12	ND<0.19	ND<0.23	ND<0.21	ND<0.20	ND<0.18	ND<0.005	ND<0.3
			POET - Effluent	03/06/2025	ND<0.19	ND<0.19	ND<0.13	ND<0.19	ND<0.13	ND<0.13	ND<0.14	ND<0.13	ND<0.15	ND<0.15	ND<0.005	ND<0.3
				03/20/2025	ND<0.19	ND<0.19	ND<0.13	ND<0.19	ND<0.13	ND<0.13	ND<0.14	ND<0.13	ND<0.15	ND<0.15	ND<0.005	ND<0.3
				04/26/2025	ND<0.19	ND<0.19	ND<0.13	ND<0.19	ND<0.13	ND<0.13	ND<0.14	ND<0.13	ND<0.15	ND<0.15	ND<0.005	ND<0.3
				06/06/2025	ND<0.19	ND<0.19	ND<0.13	ND<0.19	ND<0.13	ND<0.13	ND<0.14	ND<0.13	ND<0.15	ND<0.15	ND<0.005	ND<0.3
				08/18/2025	ND<0.19	ND<0.19	ND<0.13	ND<0.19	ND<0.13	ND<0.13	ND<0.14	ND<0.13	ND<0.15	ND<0.15	ND<0.005	ND<0.3
				10/17/2025	ND<0.19	ND<0.19	ND<0.13	ND<0.19	ND<0.13	ND<0.13	ND<0.14	ND<0.13	ND<0.15	ND<0.15	ND<0.005	ND<0.3
				04/23/2026	ND<0.21	ND<0.28	ND<0.21	ND<0.50	ND<0.12	ND<0.19	ND<0.23	ND<0.21	ND<0.20	ND<0.18	ND<0.005	ND<0.3
				07/17/2026	ND<0.21	ND<0.28	ND<0.21	ND<0.50	ND<0.12	ND<0.19	ND<0.23	ND<0.21	ND<0.20	ND<0.18	ND<0.005	ND<0.3
			Kitchen Sink	11/17/2025	ND<0.19	ND<0.19	ND<0.13	ND<0.19	ND<0.13	ND<0.13	ND<0.14	ND<0.13	ND<0.15	ND<0.15	ND<0.005	ND<0.3
			1st Floor Kitchen Sink	03/06/2026	ND<0.21	ND<0.28	ND<0.21	ND<0.50	ND<0.12	ND<0.19	ND<0.23	ND<0.21	ND<0.20	ND<0.18	ND<0.005	0.8 J
			Kitchen Sink	02/12/2025	ND<0.50	ND<0.50	ND<0.50	ND<0.50	ND<0.50	ND<0.50	ND<0.50	ND<0.50	ND<0.50	ND<0.50	ND<0.0092	ND<0.12
				02/22/2025	ND<0.10	ND<0.10	ND<0.10	ND<0.10	ND<0.10	ND<0.10	ND<0.20	ND<0.10	ND<0.10	ND<0.10	ND<0.0095	ND<0.12
			POET-Influent	03/12/2025	ND<0.19	ND<0.19	ND<0.13	ND<0.19	ND<0.13	ND<0.13	ND<0.14	ND<0.13	ND<0.15	ND<0.15	ND<0.005	ND<0.3
				04/09/2025	ND<0.19	ND<0.19	ND<0.13	ND<0.19	ND<0.13	ND<0.13	ND<0.14	ND<0.13	ND<0.15	ND<0.15	ND<0.005	ND<0.3
				05/05/2025	ND<0.19	ND<0.19	ND<0.13	ND<0.19	ND<0.13	ND<0.13	ND<0.14	ND<0.13	ND<0.15	ND<0.15	ND<0.005	ND<0.3
				06/05/2025	ND<0.19	ND<0.19	ND<0.13	ND<0.19	ND<0.13	ND<0.13	ND<0.14	ND<0.13	ND<0.15	ND<0.15	ND<0.005	ND<0.3
				08/11/2025	ND<0.19	ND<0.19	ND<0.13	ND<0.19	ND<0.13	ND<0.13	ND<0.14	ND<0.13	ND<0.15	ND<0.15	ND<0.005	ND<0.3
				10/08/2025	ND<0.19	ND<0.19	ND<0.13	ND<0.19	ND<0.13	ND<0.13	ND<0.14	ND<0.13	ND<0.15	ND<0.15	ND<0.005	ND<0.3
				12/16/2025	ND<0.19	ND<0.19	ND<0.13	ND<0.19	ND<0.13	ND<0.13	ND<0.14	ND<0.13	ND<0.15	ND<0.15	ND<0.005	ND<0.3
				03/09/2026	ND<0.21	ND<0.28	ND<0.21	ND<0.50	ND<0.12	ND<0.19	ND<0.23	ND<0.21	ND<0.20	ND<0.18	ND<0.005	ND<0.3
				04/27/2026	ND<0.21	ND<0.28	ND<0.21	ND<0.50	ND<0.12	ND<0.19	ND<0.23	ND<0.21	ND<0.20	ND<0.18	ND<0.005	ND<0.3
				06/22/2026	ND<0.21	ND<0.28	ND<0.21	ND<0.50	ND<0.12	ND<0.19	ND<0.23	ND<0.21	ND<0.20	ND<0.18	ND<0.005	ND<0.3
				08/18/2026	ND<0.21	ND<0.28	ND<0.21	ND<0.50	ND<0.12	ND<0.19	ND<0.23	ND<0.21	ND<0.20	ND<0.18	ND<0.005	ND<0.3
			POET-Midfluent	03/12/2025	ND<0.19	ND<0.19	ND<0.13	ND<0.19	ND<0.13	ND<0.13	ND<0.14	ND<0.13	ND<0.15	ND<0.15	ND<0.005	ND<0.3
				04/09/2025	ND<0.19	ND<0.19	ND<0.13	ND<0.19	ND<0.13	ND<0.13	ND<0.14	ND<0.13	ND<0.15	ND<0.15	ND<0.005	ND<0.3
				05/05/2025	ND<0.19	ND<0.19	ND<0.13	ND<0.19	ND<0.13	ND<0.13	ND<0.14	ND<0.13	ND<0.15	ND<0.15	ND<0.005	ND<0.3
				06/05/2025	ND<0.19	ND<0.19	ND<0.13	ND<0.19	ND<0.13	ND<0.13	ND<0.14	ND<0.13	ND<0.15	ND<0.15	ND<0.005	ND<0.3
				08/11/2025	ND<0.19	ND<0.19	ND<0.13	ND<0.19	ND<0.13	ND<0.13	ND<0.14	ND<0.13	ND<0.15	ND<0.15	ND<0.005	ND<0.3
				10/08/2025	ND<0.19	ND<0.19	ND<0.13	ND<0.19	ND<0.13	ND<0.13	ND<0.14	ND<0.13	ND<0.15	ND<0.15	ND<0.005	ND<0.3
				12/16/2025	ND<0.19	ND<0.19	ND<0.13	ND<0.19	ND<0.13	ND<0.13	ND<0.14	ND<0.13	ND<0.15	ND<0.15	ND<0.005	ND<0.3
				03/09/2026	ND<0.21	ND<0.28	ND<0.21	ND<0.50	ND<0.12	ND<0.19	ND<0.23	ND<0.21	ND<0.20	ND<0.18	ND<0.005	ND<0.3
				04/27/2026	ND<0.21	ND<0.28	ND<0.21	ND<0.50	ND<0.12	ND<0.19	ND<0.23	ND<0.21	ND<0.20	ND<0.18	ND<0.005	ND<0.3
				06/22/2026	ND<0.21	ND<0.28	ND<0.21	ND<0.50	ND<0.12	ND<0.19	ND<0.23	ND<0.21	ND<0.20	ND<0.18	ND<0.005	ND<0.3
				08/18/2026	ND<0.21	ND<0.28	ND<0.21	ND<0.50	ND<0.12	ND<0.19	ND<0.23	ND<0.21	ND<0.20	ND<0.18	ND<0.005	ND<0.3
			POET-Effluent	03/12/2025	ND<0.19	ND<0.19	ND<0.13	ND<0.19	ND<0.13	ND<0.13	ND<0.14	ND<0.13	ND<0.15	ND<0.15	ND<0.005	ND<0.3
				04/09/2025	ND<0.19	ND<0.19	ND<0.13	ND<0.19	ND<0.13	ND<0.13	ND<0.14	ND<0.13	ND<0.15	ND<0.15	ND<0.005	ND<0.3
				05/05/2025	ND<0.19	ND<0.19	ND<0.13	ND<0.19	ND<0.13	ND<0.13	ND<0.14	ND<0.13	ND<0.15	ND<0.15	ND<0.005	ND<0.3
				06/05/2025	ND<0.19	ND<0.19	ND<0.13	ND<0.19	ND<0.13	ND<0.13	ND<0.14	ND<0.13	ND<0.15	ND<0.15	ND<0.005	ND<0.3
				08/11/2025	ND<0.19	ND<0.19	ND<0.13	ND<0.19	ND<0.13	ND<0.13	ND<0.14	ND<0.13	ND<0.15	ND<0.15	ND<0.005	ND<0.3
				10/08/2025	ND<0.19	ND<0.19	ND<0.13	ND<0.19	ND<0.13	ND<0.13	ND<0.14	ND<0.13	ND<0.15	ND<0.15	ND<0.005	ND<0.3
				12/16/2025	ND<0.19	ND<0.19	ND<0.13	ND<0.19	ND<0.13	ND<0.13	ND<0.14	ND<0.13	ND<0.15	ND<0.15	ND<0.005	ND<0.3
				03/09/2026	ND<0.21	ND<0.28	ND<0.21	ND<0.50	ND<0.12	ND<0.19	ND<0.23	ND<0.21	ND<0.20	ND<0.18	ND<0.005	ND<0.3
				04/27/2026	ND<0.21	ND<0.28	ND<0.21	ND<0.50	ND<0.12	ND<0.19	ND<0.23	ND<0.21	ND<0.20	ND<0.18	ND<0.005	ND<0.3
				06/22/2026	ND<0.21	ND<0.28	ND<0.21	ND<0.50	ND<0.12	ND<0.19	ND<0.23	ND<0.21	ND<0.20	ND<0.18	ND<0.005	ND<0.3
				08/18/2026	ND<0.21	ND<0.28	ND<0.21	ND<0.50	ND<0.12	ND<0.19	ND<0.23	ND<0.21	ND<0.20	ND<0.18	ND<0.005	ND<0.3

Table 1
Potable Well Analytical Results Summary

Sample Address	Well Depth (feet)	Pump Depth (feet)	Sample Location	Date	Benzene (µg/L)	Toluene (µg/L)	Ethyl-benzene (µg/L)	Total Xylenes (µg/L)	MTBE (µg/L)	Isopropyl Benzene (µg/L)	Naph-thalene (µg/L)	1,2,4-Trimethyl-benzene (µg/L)	1,3,5-Trimethyl-benzene (µg/L)	1,2-Dichloro-ethane (µg/L)	1,2 Dibromo-ethane (µg/L)	Dissolved Lead (µg/L)
DEP MSCs for a Residential, Used Aquifer					5	1,000	700	10,000	20	840	100	130	130	5	0.05	5
Redacted			Second Kitchen	02/10/2025	ND<0.50	ND<0.50	ND<0.50	ND<0.50	ND<0.50	ND<0.50	ND<0.50	ND<0.50	ND<0.50	ND<0.50	ND<0.0095	ND<0.12
				02/26/2025	ND<0.10	ND<0.10	ND<0.10	ND<0.10	ND<0.10	ND<0.10	ND<0.20	ND<0.10	ND<0.10	ND<0.10	ND<0.0095	0.17 J
			Pressure Tank (Influent)	03/20/2025	ND<0.19	ND<0.19	ND<0.13	ND<0.19	ND<0.13	ND<0.13	ND<0.14	ND<0.13	ND<0.15	ND<0.15	ND<0.005	1.4
				04/24/2025	ND<0.19	ND<0.19	ND<0.13	ND<0.19	ND<0.13	ND<0.13	ND<0.14	ND<0.13	ND<0.15	ND<0.15	ND<0.005	2.4
				06/02/2025	ND<0.19	ND<0.19	ND<0.13	ND<0.19	ND<0.13	ND<0.13	ND<0.14	ND<0.13	ND<0.15	ND<0.15	ND<0.005	ND<0.3
				08/04/2025	ND<0.19	ND<0.19	ND<0.13	ND<0.19	ND<0.13	ND<0.13	ND<0.14	ND<0.13	ND<0.15	ND<0.15	ND<0.005	4.0
				11/05/2025	ND<0.19	ND<0.19	ND<0.13	ND<0.19	ND<0.13	ND<0.13	ND<0.14	ND<0.13	ND<0.15	ND<0.15	ND<0.005	3.2
				01/19/2026	ND<0.19	ND<0.19	ND<0.13	ND<0.19	ND<0.13	ND<0.13	ND<0.14	ND<0.13	ND<0.15	ND<0.15	ND<0.005	2.1
				03/16/2026	ND<0.21	ND<0.28	ND<0.21	ND<0.50	ND<0.12	ND<0.19	ND<0.23	ND<0.21	ND<0.20	ND<0.18	ND<0.005	2.3
				06/08/2026	ND<0.21	ND<0.28	ND<0.21	ND<0.50	ND<0.12	ND<0.19	ND<0.23	ND<0.21	ND<0.20	ND<0.18	ND<0.005	1.8
				08/10/2026	ND<0.21	ND<0.28	ND<0.21	ND<0.50	ND<0.12	ND<0.19	ND<0.23	ND<0.21	ND<0.20	ND<0.18	ND<0.005	1.7
			POET - Midfluent	03/20/2025	ND<0.19	ND<0.19	ND<0.13	ND<0.19	ND<0.13	ND<0.13	ND<0.14	ND<0.13	ND<0.15	ND<0.15	ND<0.005	ND<0.3
				04/24/2025	ND<0.19	ND<0.19	ND<0.13	ND<0.19	ND<0.13	ND<0.13	ND<0.14	ND<0.13	ND<0.15	ND<0.15	ND<0.005	ND<0.3
				06/02/2025	ND<0.19	ND<0.19	ND<0.13	ND<0.19	ND<0.13	ND<0.13	ND<0.14	ND<0.13	ND<0.15	ND<0.15	ND<0.005	ND<0.3
				08/04/2025	ND<0.19	ND<0.19	ND<0.13	ND<0.19	ND<0.13	ND<0.13	ND<0.14	ND<0.13	ND<0.15	ND<0.15	ND<0.005	ND<0.3
				11/05/2025	ND<0.19	ND<0.19	ND<0.13	ND<0.19	ND<0.13	ND<0.13	ND<0.14	ND<0.13	ND<0.15	ND<0.15	ND<0.005	ND<0.3
				01/19/2026	ND<0.19	ND<0.19	ND<0.13	ND<0.19	ND<0.13	ND<0.13	ND<0.14	ND<0.13	ND<0.15	ND<0.15	ND<0.005	ND<0.3
				03/16/2026	ND<0.21	ND<0.28	ND<0.21	ND<0.50	ND<0.12	ND<0.19	ND<0.23	ND<0.21	ND<0.20	ND<0.18	ND<0.005	ND<0.3
				06/08/2026	ND<0.21	ND<0.28	ND<0.21	ND<0.50	ND<0.12	ND<0.19	ND<0.23	ND<0.21	ND<0.20	ND<0.18	ND<0.005	ND<0.3
				08/10/2026	ND<0.21	ND<0.28	ND<0.21	ND<0.50	ND<0.12	ND<0.19	ND<0.23	ND<0.21	ND<0.20	ND<0.18	ND<0.005	ND<0.3
			Smaller Kitchen Sink	03/20/2025	ND<0.19	ND<0.19	ND<0.13	ND<0.19	ND<0.13	ND<0.13	ND<0.14	ND<0.13	ND<0.15	ND<0.15	ND<0.005	ND<0.3
			Kitchen Sink (Effluent)	04/24/2025	ND<0.19	ND<0.19	ND<0.13	ND<0.19	ND<0.13	ND<0.13	ND<0.14	ND<0.13	ND<0.15	ND<0.15	ND<0.005	ND<0.3
				06/02/2025	ND<0.19	ND<0.19	ND<0.13	ND<0.19	ND<0.13	ND<0.13	ND<0.14	ND<0.13	ND<0.15	ND<0.15	ND<0.005	ND<0.3
				08/04/2025	ND<0.19	ND<0.19	ND<0.13	ND<0.19	ND<0.13	ND<0.13	ND<0.14	ND<0.13	ND<0.15	ND<0.15	ND<0.005	ND<0.3
				11/05/2025	ND<0.19	ND<0.19	ND<0.13	ND<0.19	ND<0.13	ND<0.13	ND<0.14	ND<0.13	ND<0.15	ND<0.15	ND<0.005	ND<0.3
				01/19/2026	ND<0.19	ND<0.19	ND<0.13	ND<0.19	ND<0.13	ND<0.13	ND<0.14	ND<0.13	ND<0.15	ND<0.15	ND<0.005	0.4 J
				03/16/2026	ND<0.21	ND<0.28	ND<0.21	ND<0.50	ND<0.12	ND<0.19	ND<0.23	ND<0.21	ND<0.20	ND<0.18	ND<0.005	ND<0.3
				06/08/2026	ND<0.21	ND<0.28	ND<0.21	ND<0.50	ND<0.12	ND<0.19	ND<0.23	ND<0.21	ND<0.20	ND<0.18	ND<0.005	ND<0.3
				08/10/2026	ND<0.21	ND<0.28	ND<0.21	ND<0.50	ND<0.12	ND<0.19	ND<0.23	ND<0.21	ND<0.20	ND<0.18	ND<0.005	ND<0.3
			Kitchen Sink	02/11/2025	ND<0.50	ND<0.50	ND<0.50	ND<0.50	ND<0.50	ND<0.50	ND<0.50	ND<0.50	ND<0.50	ND<0.50	ND<0.0093	ND<0.12
				02/27/2025	ND<0.10	ND<0.10	ND<0.10	ND<0.10	ND<0.10	ND<0.10	ND<0.20	ND<0.10	ND<0.10	ND<0.10	ND<0.0095	ND<0.12
			POET-Influent	03/19/2025	ND<0.19	ND<0.19	ND<0.13	ND<0.19	ND<0.13	ND<0.13	ND<0.14	ND<0.13	ND<0.15	ND<0.15	ND<0.005	ND<0.3
				04/14/2025	ND<0.19	ND<0.19	ND<0.13	ND<0.19	ND<0.13	ND<0.13	ND<0.14	ND<0.13	ND<0.15	ND<0.15	ND<0.005	ND<0.3
				05/15/2025	ND<0.19	ND<0.19	ND<0.13	ND<0.19	ND<0.13	ND<0.13	ND<0.14	ND<0.13	ND<0.15	ND<0.15	ND<0.005	ND<0.3
				07/08/2025	ND<0.19	ND<0.19	ND<0.13	ND<0.19	ND<0.13	ND<0.13	ND<0.14	ND<0.13	ND<0.15	ND<0.15	ND<0.005	ND<0.3
				09/02/2025	ND<0.19	ND<0.19	ND<0.13	ND<0.19	ND<0.13	ND<0.13	ND<0.14	ND<0.13	ND<0.15	ND<0.15	ND<0.005	ND<0.3
				10/27/2025	ND<0.19	ND<0.19	ND<0.13	ND<0.19	ND<0.13	ND<0.13	ND<0.14	ND<0.13	ND<0.15	ND<0.15	ND<0.005	ND<0.3
				12/16/2025	ND<0.19	ND<0.19	ND<0.13	ND<0.19	ND<0.13	ND<0.13	ND<0.14	ND<0.13	ND<0.15	ND<0.15	ND<0.005	ND<0.3
				02/10/2026	ND<0.19	ND<0.19	ND<0.13	ND<0.19	ND<0.13	ND<0.13	ND<0.14	ND<0.13	ND<0.15	ND<0.15	ND<0.005	ND<0.3
				04/07/2026	ND<0.21	ND<0.28	ND<0.21	ND<0.50	ND<0.12	ND<0.19	ND<0.23	ND<0.21	ND<0.20	ND<0.18	ND<0.005	ND<0.3
				06/02/2026	ND<0.21	ND<0.28	ND<0.21	ND<0.50	ND<0.12	ND<0.19	ND<0.23	ND<0.21	ND<0.20	ND<0.18	ND<0.005	ND<0.3
				08/18/2026	ND<0.21	ND<0.28	ND<0.21	ND<0.50	ND<0.12	ND<0.19	ND<0.23	ND<0.21	ND<0.20	ND<0.18	ND<0.005	ND<0.3
			POET-Midfluent	03/19/2025	ND<0.19	ND<0.19	ND<0.13	ND<0.19	ND<0.13	ND<0.13	ND<0.14	ND<0.13	ND<0.15	ND<0.15	ND<0.005	ND<0.3
				04/14/2025	ND<0.19	ND<0.19	ND<0.13	ND<0.19	ND<0.13	ND<0.13	ND<0.14	ND<0.13	ND<0.15	ND<0.15	ND<0.005	ND<0.3
				05/15/2025	ND<0.19	ND<0.19	ND<0.13	ND<0.19	ND<0.13	ND<0.13	ND<0.14	ND<0.13	ND<0.15	ND<0.15	ND<0.005	ND<0.3
				07/08/2025	ND<0.19	ND<0.19	ND<0.13	ND<0.19	ND<0.13	ND<0.13	ND<0.14	ND<0.13	ND<0.15	ND<0.15	ND<0.005	ND<0.3
				09/02/2025	ND<0.19	ND<0.19	ND<0.13	ND<0.19	ND<0.13	ND<0.13	ND<0.14	ND<0.13	ND<0.15	ND<0.15	ND<0.005	ND<0.3
				10/27/2025	ND<0.19	ND<0.19	ND<0.13	ND<0.19	ND<0.13	ND<0.13	ND<0.14	ND<0.13	ND<0.15	ND<0.15	ND<0.005	ND<0.3
				12/16/2025	ND<0.19	ND<0.19	ND<0.13	ND<0.19	ND<0.13	ND<0.13	ND<0.14	ND<0.13	ND<0.15	ND<0.15	ND<0.005	ND<0.3
				02/10/2026	ND<0.19	ND<0.19	ND<0.13	ND<0.19	ND<0.13	ND<0.13	ND<0.14	ND<0.13	ND<0.15	ND<0.15	ND<0.005	ND<0.3
				04/07/2026	ND<0.21	ND<0.28	ND<0.21	ND<0.50	ND<0.12	ND<0.19	ND<0.23	ND<0.21	ND<0.20	ND<0.18	ND<0.005	ND<0.3
				06/02/2026	ND<0.21	ND<0.28	ND<0.21	ND<0.50	ND<0.12	ND<0.19	ND<0.23	ND<0.21	ND<0.20	ND<0.18	ND<0.005	ND<0.3
				08/18/2026	ND<0.21	ND<0.28	ND<0.21	ND<0.50	ND<0.12	ND<0.19	ND<0.23	ND<0.21	ND<0.20	ND<0.18	ND<0.005	ND<0.3
			POET-Effluent	03/19/2025	ND<0.19	ND<0.19	ND<0.13	ND<0.19	ND<0.13	ND<0.13	ND<0.14	ND<0.13	ND<0.15	ND<0.15	ND<0.005	ND<0.3
				04/14/2025	ND<0.19	ND<0.19	ND<0.13	ND<0.19	ND<0.13	ND<0.13	ND<0.14	ND<0.13	ND<0.15	ND<0.15	ND<0.005	ND<0.3
				05/15/2025	ND<0.19	ND<0.19	ND<0.13	ND<0.19	ND<0.13	ND<0.13	ND<0.14	ND<0.13	ND<0.15	ND<0.15	ND<0.005	ND<0.3
				07/08/2025	ND<0.19	ND<0.19	ND<0.13	ND<0.19	ND<0.13	ND<0.13	ND<0.14	ND<0.13	ND<0.15	ND<0.15	ND<0.005	ND<0.3
				09/02/2025	ND<0.19	ND<0.19	ND<0.13	ND<0.19	ND<0.13	ND<0.13	ND<0.14	ND<0.13	ND<0.15	ND<0.15	ND<0.005	ND<0.3
				10/27/2025	ND<0.19	ND<0.19	ND<0.13	ND<0.19	ND<0.13	ND<0.13	ND<0.14	ND<0.13	ND<0.15	ND<0.15	ND<0.005	ND<0.3
				12/16/2025	ND<0.19	ND<0.19	ND<0.13	ND<0.19	ND<0.13	ND<0.13	ND<0.14	ND<0.13	ND<0.15	ND<0.15	ND<0.005	ND<0.3
				02/10/2026	ND<0.19	ND<0.19	ND<0.13	ND<0.19	ND<0.13	ND<0.13	ND<0.14	ND<0.13	ND<0.15	ND<0.15	ND<0.005	ND<0.3
				04/07/2026	ND<0.21	ND<0.28	ND<0.21	ND<0.50	ND<0.12	ND<0.19	ND<0.23	ND<0.21	ND<0.20	ND<0.18	ND<0.005	ND<0.3
				06/02/2026	ND<0.21	ND<0.28	ND<0.21	ND<0.50	ND<0.12	ND<0.19	ND<0.23	ND<0.21	ND<0.20	ND<0.18	ND<0.005	ND<0.3
				08/18/2026	ND<0.21	ND<0.28	ND<0.21	ND<0.50	ND<0.12	ND<0.19	ND<0.23	ND<0.21	ND<0.20	ND<0.18	ND<0.005	ND<0.3
			Kitchen Sink	02/08/2025	ND<0.50	ND<0.50	ND<0.50	ND<0.50	ND<0.50	ND<0.50	ND<0.50	ND<0.50	ND<0.50	ND<0.50	ND<0.0094	ND<0.12
			POET-Influent	03/17/2025	ND<0.19	ND<0.19	ND<0.13	ND<0.19	ND<0.13	ND<0.13	ND<0.14	ND<0.13	ND<0.15	ND<0.15	ND<0.005	ND<0.3
				12/09/2025	ND<0.19	ND<0.19	ND<0.13	ND<0.19	ND<0.13	ND<0.13	ND<0.14	ND<0.13	ND<0.15	ND<0.15	ND<0.005	ND<0.3
				07/30/2026	ND<0.21	ND<0.28	ND<0.21	ND<0.50	ND<0.12	ND<0.19	ND<0.23	ND<0.21	ND<0.20	ND<0.18	ND<0.005	ND<0.3
			POET-Midfluent	03/17/2025	ND<0.19	ND<0.19	ND<0.13	ND<0.19	ND<0.13	ND<0.13	ND<0.14	ND<0.13	ND<0.15	ND<0.15	ND<0.005	ND<0.3
				12/09/2025	ND<0.19	ND<0.19	ND<0.13	ND<0.19	ND<0.13	ND<0.13	ND<0.14	ND<0.13	ND<0.15	ND<0.15	ND<0.005	ND<0.3
				07/30/2026	ND<0.21	ND<0.28	ND<0.21	ND<0.50	ND<0.12	ND<0.19	ND<0.23	ND<0.21	ND<0.20	ND<0.18	ND<0.005	ND<0.3
			POET-Effluent	03/17/2025	ND<0.19	ND<0.19	ND<0.13	ND<0.19	ND<0.13	ND<0.13	ND<0.14	ND<0.13	ND<0.15	ND<0.15	ND<0.005	ND<0.3
				12/09/2025	ND<0.19	ND<0.19	ND<0.13	ND<0.19	ND<0.13	ND<0.13	ND<0.14	ND<0.13	ND<0.15	ND<0.15	ND<0.005	ND<0.3
				07/30/2026	ND<0.21	ND<0.28	ND<0.21	ND<0.50	ND<0.12	ND<0.19	ND<0.23	ND<0.21	ND<0.20	ND<0.18	ND<0.005	ND<0.3

Table 1
Potable Well Analytical Results Summary

Sample Address	Well Depth (feet)	Pump Depth (feet)	Sample Location	Date	Benzene (µg/L)	Toluene (µg/L)	Ethyl-benzene (µg/L)	Total Xylenes (µg/L)	MTBE (µg/L)	Isopropyl Benzene (µg/L)	Naph-thalene (µg/L)	1,2,4-Trimethyl-benzene (µg/L)	1,3,5-Trimethyl-benzene (µg/L)	1,2-Dichloro-ethane (µg/L)	1,2 Dibromo-ethane (µg/L)	Dissolved Lead (µg/L)
DEP MSCs for a Residential, Used Aquifer					5	1,000	700	10,000	20	840	100	130	130	5	0.05	5
Redacted			Kitchen Sink	02/11/2025	ND<0.50	ND<0.50	ND<0.50	ND<0.50	ND<0.50	ND<0.50	ND<0.50	ND<0.50	ND<0.50	ND<0.50	ND<0.0094	ND<0.12
				02/22/2025	ND<0.10	ND<0.10	ND<0.10	ND<0.10	ND<0.10	ND<0.10	ND<0.20	ND<0.10	ND<0.10	ND<0.10	ND<0.0094	ND<0.12
			POET-Influent	03/11/2025	ND<0.19	ND<0.19	ND<0.13	ND<0.19	ND<0.13	ND<0.13	ND<0.14	ND<0.13	ND<0.15	ND<0.15	ND<0.005	ND<0.3
				04/10/2025	ND<0.19	ND<0.19	ND<0.13	ND<0.19	ND<0.13	ND<0.13	ND<0.14	ND<0.13	ND<0.15	ND<0.15	ND<0.005	ND<0.3
				05/06/2025	ND<0.19	ND<0.19	ND<0.13	ND<0.19	ND<0.13	ND<0.13	ND<0.14	ND<0.13	ND<0.15	ND<0.15	ND<0.005	ND<0.3
				06/04/2025	ND<0.19	ND<0.19	ND<0.13	ND<0.19	ND<0.13	ND<0.13	ND<0.14	ND<0.13	ND<0.15	ND<0.15	ND<0.005	ND<0.3
				08/05/2025	ND<0.19	ND<0.19	ND<0.13	ND<0.19	ND<0.13	ND<0.13	ND<0.14	ND<0.13	ND<0.15	ND<0.15	ND<0.005	ND<0.3
				10/15/2025	ND<0.19	ND<0.19	ND<0.13	ND<0.19	ND<0.13	ND<0.13	ND<0.14	ND<0.13	ND<0.15	ND<0.15	ND<0.005	ND<0.3
				01/12/2026	ND<0.19	ND<0.19	ND<0.13	ND<0.19	ND<0.13	ND<0.13	ND<0.14	ND<0.13	ND<0.15	ND<0.15	ND<0.005	ND<0.3
				05/04/2026	ND<0.21	ND<0.28	ND<0.21	ND<0.50	ND<0.12	ND<0.19	ND<0.23	ND<0.21	ND<0.20	ND<0.18	ND<0.005	ND<0.3
				07/20/2026	ND<0.21	ND<0.28	ND<0.21	ND<0.50	ND<0.12	ND<0.19	ND<0.23	ND<0.21	ND<0.20	ND<0.18	ND<0.005	ND<0.7
			POET-Midfluent	03/11/2025	ND<0.19	ND<0.19	ND<0.13	ND<0.19	ND<0.13	ND<0.13	ND<0.14	ND<0.13	ND<0.15	ND<0.15	ND<0.005	ND<0.3
				04/10/2025	ND<0.19	ND<0.19	ND<0.13	ND<0.19	ND<0.13	ND<0.13	ND<0.14	ND<0.13	ND<0.15	ND<0.15	ND<0.005	ND<0.3
				05/06/2025	ND<0.19	ND<0.19	ND<0.13	ND<0.19	ND<0.13	ND<0.13	ND<0.14	ND<0.13	ND<0.15	ND<0.15	ND<0.005	ND<0.3
				06/04/2025	ND<0.19	ND<0.19	ND<0.13	ND<0.19	ND<0.13	ND<0.13	ND<0.14	ND<0.13	ND<0.15	ND<0.15	ND<0.005	ND<0.3
				08/05/2025	ND<0.19	ND<0.19	ND<0.13	ND<0.19	ND<0.13	ND<0.13	ND<0.14	ND<0.13	ND<0.15	ND<0.15	ND<0.005	ND<0.3
				10/15/2025	ND<0.19	ND<0.19	ND<0.13	ND<0.19	ND<0.13	ND<0.13	ND<0.14	ND<0.13	ND<0.15	ND<0.15	ND<0.005	ND<0.3
				01/12/2026	ND<0.19	ND<0.19	ND<0.13	ND<0.19	ND<0.13	ND<0.13	ND<0.14	ND<0.13	ND<0.15	ND<0.15	ND<0.005	ND<0.3
				05/04/2026	ND<0.21	ND<0.28	ND<0.21	ND<0.50	ND<0.12	ND<0.19	ND<0.23	ND<0.21	ND<0.20	ND<0.18	ND<0.005	ND<0.3
				07/20/2026	ND<0.21	ND<0.28	ND<0.21	ND<0.50	ND<0.12	ND<0.19	ND<0.23	ND<0.21	ND<0.20	ND<0.18	ND<0.005	ND<0.7
			POET-Effluent	03/11/2025	ND<0.19	ND<0.19	ND<0.13	ND<0.19	ND<0.13	ND<0.13	ND<0.14	ND<0.13	ND<0.15	ND<0.15	ND<0.005	**8.1**
				04/10/2025	ND<0.19	ND<0.19	ND<0.13	ND<0.19	ND<0.13	ND<0.13	ND<0.14	ND<0.13	ND<0.15	ND<0.15	ND<0.005	ND<0.3
				05/06/2025	ND<0.19	ND<0.19	ND<0.13	ND<0.19	ND<0.13	ND<0.13	ND<0.14	ND<0.13	ND<0.15	ND<0.15	ND<0.005	0.5 J
				06/04/2025	ND<0.19	ND<0.19	ND<0.13	ND<0.19	ND<0.13	ND<0.13	ND<0.14	ND<0.13	ND<0.15	ND<0.15	ND<0.005	ND<0.3
				08/05/2025	ND<0.19	ND<0.19	ND<0.13	ND<0.19	ND<0.13	ND<0.13	ND<0.14	ND<0.13	ND<0.15	ND<0.15	ND<0.005	ND<0.3
				10/15/2025	ND<0.19	ND<0.19	ND<0.13	ND<0.19	ND<0.13	ND<0.13	ND<0.14	ND<0.13	ND<0.15	ND<0.15	ND<0.005	ND<0.3
				01/12/2026	ND<0.19	ND<0.19	ND<0.13	ND<0.19	ND<0.13	ND<0.13	ND<0.14	ND<0.13	ND<0.15	ND<0.15	ND<0.005	ND<0.3
				05/04/2026	ND<0.21	ND<0.28	ND<0.21	ND<0.50	ND<0.12	ND<0.19	ND<0.23	ND<0.21	ND<0.20	ND<0.18	ND<0.005	ND<0.3
				07/20/2026	ND<0.21	ND<0.28	ND<0.21	ND<0.50	ND<0.12	ND<0.19	ND<0.23	ND<0.21	ND<0.20	ND<0.18	ND<0.005	ND<0.7
			Outside Spigot	02/08/2025	ND<0.50	ND<0.50	ND<0.50	ND<0.50	ND<0.50	ND<0.50	ND<0.50	ND<0.50	ND<0.50	ND<0.50	ND<0.0094	ND<0.12
				02/26/2025	ND<0.10	ND<0.10	ND<0.10	ND<0.10	ND<0.10	ND<0.10	ND<0.20	ND<0.10	ND<0.10	ND<0.10	ND<0.0094	0.29 J
				03/01/2025	ND<0.19	ND<0.19	ND<0.13	ND<0.19	ND<0.13	ND<0.13	ND<0.14	ND<0.13	ND<0.15	ND<0.15	ND<0.005	0.4 J
				03/27/2025	ND<0.19	ND<0.19	ND<0.13	ND<0.19	ND<0.13	ND<0.13	ND<0.14	ND<0.13	ND<0.15	ND<0.15	ND<0.005	0.8 J
			POET-Influent	04/11/2025	ND<0.19	ND<0.19	ND<0.13	ND<0.19	ND<0.13	ND<0.13	ND<0.14	ND<0.13	ND<0.15	ND<0.15	ND<0.005	ND<0.3
				05/09/2025	ND<0.19	ND<0.19	ND<0.13	ND<0.19	ND<0.13	ND<0.13	ND<0.14	ND<0.13	ND<0.15	ND<0.15	ND<0.005	ND<0.3
				07/02/2025	ND<0.19	ND<0.19	ND<0.13	ND<0.19	ND<0.13	ND<0.13	ND<0.14	ND<0.13	ND<0.15	ND<0.15	ND<0.005	ND<0.3
				08/20/2025	ND<0.19	ND<0.19	ND<0.13	ND<0.19	ND<0.13	ND<0.13	ND<0.14	ND<0.13	ND<0.15	ND<0.15	ND<0.005	ND<0.3
				10/15/2025	ND<0.19	ND<0.19	ND<0.13	ND<0.19	ND<0.13	ND<0.13	ND<0.14	ND<0.13	ND<0.15	ND<0.15	ND<0.005	ND<0.3
				12/10/2025	ND<0.19	ND<0.19	ND<0.13	ND<0.19	ND<0.13	ND<0.13	ND<0.14	ND<0.13	ND<0.15	ND<0.15	ND<0.005	ND<0.3
				02/19/2026	ND<0.19	ND<0.19	ND<0.13	ND<0.19	ND<0.13	ND<0.13	ND<0.14	ND<0.13	ND<0.15	ND<0.15	ND<0.005	ND<0.3
				04/21/2026	ND<0.21	ND<0.28	ND<0.21	ND<0.50	ND<0.12	ND<0.19	ND<0.23	ND<0.21	ND<0.20	ND<0.18	ND<0.005	ND<0.3
				06/11/2026	ND<0.21	ND<0.28	ND<0.21	ND<0.50	ND<0.12	ND<0.19	ND<0.23	ND<0.21	ND<0.20	ND<0.18	ND<0.005	ND<0.3
				08/05/2026	ND<0.21	ND<0.28	ND<0.21	ND<0.50	ND<0.12	ND<0.19	ND<0.23	ND<0.21	ND<0.20	ND<0.18	ND<0.005	ND<0.3
			POET-Midfluent	04/11/2025	ND<0.19	ND<0.19	ND<0.13	ND<0.19	ND<0.13	ND<0.13	ND<0.14	ND<0.13	ND<0.15	ND<0.15	ND<0.005	ND<0.3
				05/09/2025	ND<0.19	ND<0.19	ND<0.13	ND<0.19	ND<0.13	ND<0.13	ND<0.14	ND<0.13	ND<0.15	ND<0.15	ND<0.005	ND<0.3
				07/02/2025	ND<0.19	ND<0.19	ND<0.13	ND<0.19	ND<0.13	ND<0.13	ND<0.14	ND<0.13	ND<0.15	ND<0.15	ND<0.005	ND<0.3
				08/20/2025	ND<0.19	ND<0.19	ND<0.13	ND<0.19	ND<0.13	ND<0.13	ND<0.14	ND<0.13	ND<0.15	ND<0.15	ND<0.005	ND<0.3
				10/15/2025	ND<0.19	ND<0.19	ND<0.13	ND<0.19	ND<0.13	ND<0.13	ND<0.14	ND<0.13	ND<0.15	ND<0.15	ND<0.005	ND<0.3
				12/10/2025	ND<0.19	ND<0.19	ND<0.13	ND<0.19	ND<0.13	ND<0.13	ND<0.14	ND<0.13	ND<0.15	ND<0.15	ND<0.005	ND<0.3
				02/19/2026	ND<0.19	ND<0.19	ND<0.13	ND<0.19	ND<0.13	ND<0.13	ND<0.14	ND<0.13	ND<0.15	ND<0.15	ND<0.005	ND<0.3
				04/21/2026	ND<0.21	ND<0.28	ND<0.21	ND<0.50	ND<0.12	ND<0.19	ND<0.23	ND<0.21	ND<0.20	ND<0.18	ND<0.005	ND<0.3
				06/11/2026	ND<0.21	ND<0.28	ND<0.21	ND<0.50	ND<0.12	ND<0.19	ND<0.23	ND<0.21	ND<0.20	ND<0.18	ND<0.005	ND<0.3
				08/05/2026	ND<0.21	ND<0.28	ND<0.21	ND<0.50	ND<0.12	ND<0.19	ND<0.23	ND<0.21	ND<0.20	ND<0.18	ND<0.005	ND<0.3
			POET-Effluent	04/11/2025	ND<0.19	ND<0.19	ND<0.13	ND<0.19	ND<0.13	ND<0.13	ND<0.14	ND<0.13	ND<0.15	ND<0.15	ND<0.005	ND<0.3
				05/09/2025	ND<0.19	ND<0.19	ND<0.13	ND<0.19	ND<0.13	ND<0.13	ND<0.14	ND<0.13	ND<0.15	ND<0.15	ND<0.005	ND<0.3
				07/02/2025	ND<0.19	ND<0.19	ND<0.13	ND<0.19	ND<0.13	ND<0.13	ND<0.14	ND<0.13	ND<0.15	ND<0.15	ND<0.005	ND<0.3
				08/20/2025	ND<0.19	ND<0.19	ND<0.13	ND<0.19	ND<0.13	ND<0.13	ND<0.14	ND<0.13	ND<0.15	ND<0.15	ND<0.005	ND<0.3
				10/15/2025	ND<0.19	ND<0.19	ND<0.13	ND<0.19	ND<0.13	ND<0.13	ND<0.14	ND<0.13	ND<0.15	ND<0.15	ND<0.005	ND<0.3
				12/10/2025	ND<0.19	ND<0.19	ND<0.13	ND<0.19	ND<0.13	ND<0.13	ND<0.14	ND<0.13	ND<0.15	ND<0.15	ND<0.005	ND<0.3
				02/19/2026	ND<0.19	ND<0.19	ND<0.13	ND<0.19	ND<0.13	ND<0.13	ND<0.14	ND<0.13	ND<0.15	ND<0.15	ND<0.005	ND<0.3
				04/21/2026	ND<0.21	ND<0.28	ND<0.21	ND<0.50	ND<0.12	ND<0.19	ND<0.23	ND<0.21	ND<0.20	ND<0.18	ND<0.005	ND<0.3
				06/11/2026	ND<0.21	ND<0.28	ND<0.21	ND<0.50	ND<0.12	ND<0.19	ND<0.23	ND<0.21	ND<0.20	ND<0.18	ND<0.005	ND<0.3
				08/05/2026	ND<0.21	ND<0.28	ND<0.21	ND<0.50	ND<0.12	ND<0.19	ND<0.23	ND<0.21	ND<0.20	ND<0.18	ND<0.005	ND<0.3
			Kitchen Sink	02/03/2025	ND<0.10	ND<0.10	ND<0.10	ND<0.10	ND<0.10	ND<0.10	ND<0.20	ND<0.10	ND<0.10	ND<0.10	ND<0.0094	ND<0.12
				02/21/2025	0.52	ND<0.10	ND<0.10	ND<0.10	ND<0.10	ND<0.10	ND<0.20	0.31 J	0.46 J	ND<0.10	ND<0.0094	ND<0.12
			POET-Influent	02/28/2025	0.18 J	ND<0.10	ND<0.10	ND<0.10	ND<0.10	ND<0.10	ND<0.20	ND<0.10	ND<0.10	ND<0.10	ND<0.0095	ND<0.12
				03/10/2025	0.42 J	ND<0.19	ND<0.13	ND<0.19	ND<0.13	ND<0.13	0.41 J	0.30 J	ND<0.15	ND<0.15	ND<0.005	ND<0.3
				04/08/2025	ND<0.19	ND<0.19	ND<0.13	ND<0.19	ND<0.13	ND<0.13	ND<0.14	ND<0.13	ND<0.15	ND<0.15	ND<0.005	ND<0.3
				05/07/2025	0.23 J	ND<0.19	ND<0.13	ND<0.19	ND<0.13	ND<0.13	ND<0.14	ND<0.13	ND<0.15	ND<0.15	ND<0.005	ND<0.3
				06/05/2025	ND<0.19	ND<0.19	ND<0.13	ND<0.19	ND<0.13	ND<0.13	ND<0.14	ND<0.13	ND<0.15	ND<0.15	ND<0.005	ND<0.3
				08/27/2025	0.69	ND<0.19	ND<0.13	ND<0.19	ND<0.13	ND<0.13	0.30 J	0.34 J	ND<0.15	ND<0.15	ND<0.005	ND<0.3
				11/05/2025	3.3	ND<0.19	ND<0.13	ND<0.19	ND<0.13	ND<0.13	0.24 J	0.16 J	ND<0.15	ND<0.15	ND<0.005	ND<0.3
				01/06/2026	1.8	ND<0.19	ND<0.13	ND<0.19	ND<0.13	ND<0.13	1.0	0.74	ND<0.15	ND<0.15	ND<0.005	ND<0.3
				06/08/2026	0.74	ND<0.28	ND<0.21	ND<0.50	ND<0.12	ND<0.19	0.92	0.77	ND<0.20	ND<0.18	ND<0.005	ND<0.3
			POET-Midfluent	02/28/2025	ND<0.10	ND<0.10	ND<0.10	ND<0.10	ND<0.10	ND<0.10	ND<0.20	ND<0.10	ND<0.10	ND<0.10	ND<0.0096	ND<0.12
				03/10/2025	ND<0.19	ND<0.19	ND<0.13	ND<0.19	ND<0.13	ND<0.13	ND<0.14	ND<0.13	ND<0.15	ND<0.15	ND<0.005	ND<0.3
				04/08/2025	ND<0.19	ND<0.19	ND<0.13	ND<0.19	ND<0.13	ND<0.13	ND<0.14	ND<0.13	ND<0.15	ND<0.15	ND<0.005	ND<0.3
				05/07/2025	ND<0.19	ND<0.19	ND<0.13	ND<0.19	ND<0.13	ND<0.13	ND<0.14	ND<0.13	ND<0.15	ND<0.15	ND<0.005	ND<0.3
				06/05/2025	ND<0.19	ND<0.19	ND<0.13	ND<0.19	ND<0.13	ND<0.13	ND<0.14	ND<0.13	ND<0.15	ND<0.15	ND<0.005	ND<0.3
				08/27/2025	ND<0.19	ND<0.19	ND<0.13	ND<0.19	ND<0.13	ND<0.13	ND<0.14	ND<0.13	ND<0.15	ND<0.15	ND<0.005	ND<0.3
				11/05/2025	ND<0.19	ND<0.19	ND<0.13	ND<0.19	ND<0.13	ND<0.13	ND<0.14	ND<0.13	ND<0.15	ND<0.15	ND<0.005	ND<0.3
				01/06/2026	ND<0.19	ND<0.19	ND<0.13	ND<0.19	ND<0.13	ND<0.13	ND<0.14	ND<0.13	ND<0.15	ND<0.15	ND<0.005	ND<0.3
				06/08/2026	ND<0.21	ND<0.28	ND<0.21	ND<0.50	ND<0.12	ND<0.19	ND<0.23	ND<0.21	ND<0.20	ND<0.18	ND<0.005	ND<0.3
			POET-Effluent	02/28/2025	ND<0.10	ND<0.10	ND<0.10	ND<0.10	ND<0.10	ND<0.10	ND<0.20	ND<0.10	ND<0.10	ND<0.10	ND<0.0096	ND<0.12
				03/10/2025	ND<0.19	ND<0.19	ND<0.13	ND<0.19	ND<0.13	ND<0.13	ND<0.14	ND<0.13	ND<0.15	ND<0.15	ND<0.005	ND<0.3
				04/08/2025	ND<0.19	ND<0.19	ND<0.13	ND<0.19	ND<0.13	ND<0.13	ND<0.14	ND<0.13	ND<0.15	ND<0.15	ND<0.005	ND<0.3
				05/07/2025	ND<0.19	ND<0.19	ND<0.13	ND<0.19	ND<0.13	ND<0.13	ND<0.14	ND<0.13	ND<0.15	ND<0.15	ND<0.005	ND<0.3
				06/05/2025	ND<0.19	ND<0.19	ND<0.13	ND<0.19	ND<0.13	ND<0.13	ND<0.14	ND<0.13	ND<0.15	ND<0.15	ND<0.005	ND<0.3
				08/27/2025	ND<0.19	ND<0.19	ND<0.13	ND<0.19	ND<0.13	ND<0.13	ND<0.14	ND<0.13	ND<0.15	ND<0.15	ND<0.005	ND<0.3
				11/05/2025	ND<0.19	ND<0.19	ND<0.13	ND<0.19	ND<0.13	ND<0.13	ND<0.14	ND<0.13	ND<0.15	ND<0.15	ND<0.005	ND<0.3
				01/06/2026	ND<0.19	ND<0.19	ND<0.13	ND<0.19	ND<0.13	ND<0.13	ND<0.14	ND<0.13	ND<0.15	ND<0.15	ND<0.005	ND<0.3
				06/08/2026	ND<0.21	ND<0.28	ND<0.21	ND<0.50	ND<0.12	ND<0.19	ND<0.23	ND<0.21	ND<0.20	ND<0.18	ND<0.005	ND<0.3

Table 1
Potable Well Analytical Results Summary

Sample Address	Well Depth (feet)	Pump Depth (feet)	Sample Location	Date	Benzene (µg/L)	Toluene (µg/L)	Ethyl-benzene (µg/L)	Total Xylenes (µg/L)	MTBE (µg/L)	Isopropyl Benzene (µg/L)	Naph-thalene (µg/L)	1,2,4-Trimethyl-benzene (µg/L)	1,3,5-Trimethyl-benzene (µg/L)	1,2-Dichloro-ethane (µg/L)	1,2 Dibromo-ethane (µg/L)	Dissolved Lead (µg/L)
DEP MSCs for a Residential, Used Aquifer					5	1,000	700	10,000	20	840	100	130	130	5	0.05	5
Redacted			Outside Spigot	09/28/2023	ND<0.50	ND<0.50	ND<0.50	ND<0.50	ND<0.50	ND<0.50	ND<0.50	ND<0.50	ND<0.50	-	-	-
				01/28/2025	0.92	6.6	ND<0.50	100	ND<0.50	1.0	84	47	23	ND<0.50	ND<0.0094	0.017 J
			POET-Influent	02/19/2025	0.13 J	0.27 J	0.72	29	ND<0.10	1.7	47	2.1	1.3	ND<0.10	ND<0.0094	ND<0.12
				02/24/2025	ND<0.10	ND<0.10	0.44 J	13	ND<0.10	0.94	30	0.32 J	0.22 J	ND<0.10	ND<0.0094	0.13 J
				03/20/2025	ND<0.19	ND<0.19	0.29 J	4.2 J	ND<0.13	1.3	19	2.8	1.4	ND<0.15	ND<0.005	ND<0.3
				03/27/2025	ND<0.19	ND<0.19	0.18 J	4.4	ND<0.13	0.98	18	ND<0.13	ND<0.15	ND<0.15	ND<0.005	ND<0.3
				04/10/2025	ND<0.19	ND<0.19	0.13 J	8.2	ND<0.13	0.70	12	ND<0.13	ND<0.15	ND<0.15	ND<0.005	ND<0.3
				04/10/2025	ND<0.19	ND<0.19	ND<0.13	6.5	ND<0.13	0.52	11	ND<0.13	ND<0.15	ND<0.15	-	-
				05/07/2025	0.21 J	ND<0.19	ND<0.13	5.1	ND<0.13	0.53	11	ND<0.13	ND<0.15	ND<0.15	ND<0.005	ND<0.3
				07/01/2025	ND<0.19	ND<0.19	ND<0.13	1.5	ND<0.13	ND<0.13	2.1	ND<0.13	ND<0.15	ND<0.15	ND<0.005	ND<0.3
				08/18/2025	ND<0.19	ND<0.19	ND<0.13	0.61	ND<0.13	ND<0.13	0.66	0.21 J	0.19 J	ND<0.15	ND<0.005	ND<0.3
				09/15/2025	ND<0.19	ND<0.19	ND<0.13	0.53	ND<0.13	ND<0.13	0.30 J	ND<0.13	ND<0.15	ND<0.15	ND<0.005	ND<0.3
				10/03/2025	ND<0.19	ND<0.19	ND<0.13	0.35 J	ND<0.13	ND<0.13	0.38 J	0.37 J	0.29 J	ND<0.15	ND<0.005	ND<0.3
				11/06/2025	ND<0.19	ND<0.19	ND<0.13	ND<0.19	ND<0.13	ND<0.13	ND<0.14	ND<0.13	ND<0.15	ND<0.15	ND<0.005	ND<0.3
				12/02/2025	ND<0.19	ND<0.19	ND<0.13	0.24 J	ND<0.13	ND<0.13	0.21 J	ND<0.13	ND<0.15	ND<0.15	ND<0.005	ND<0.3
				01/07/2026	ND<0.19	ND<0.19	ND<0.13	ND<0.19	ND<0.13	ND<0.13	0.15 J	ND<0.13	ND<0.15	ND<0.15	ND<0.005	ND<0.3
				02/10/2026	ND<0.19	ND<0.19	ND<0.13	ND<0.19	ND<0.13	ND<0.13	ND<0.14	ND<0.13	ND<0.15	ND<0.15	ND<0.005	ND<0.3
				03/18/2026	ND<0.21	ND<0.28	ND<0.21	ND<0.50	ND<0.12	ND<0.19	ND<0.23	ND<0.21	ND<0.20	ND<0.18	ND<0.005	ND<0.3
				05/01/2026	ND<0.21	ND<0.28	ND<0.21	ND<0.50	ND<0.12	ND<0.19	ND<0.23	ND<0.21	ND<0.20	ND<0.18	ND<0.005	ND<0.3
				06/03/2026	ND<0.21	ND<0.28	ND<0.21	ND<0.50	ND<0.12	ND<0.19	ND<0.23	ND<0.21	ND<0.20	ND<0.18	ND<0.005	ND<0.3
				06/30/2026	ND<0.21	ND<0.28	ND<0.21	ND<0.50	ND<0.12	ND<0.19	0.53	1.1	0.58	ND<0.18	ND<0.005	ND<0.3
				07/07/2026	ND<0.21	ND<0.28	ND<0.21	ND<0.50	ND<0.12	ND<0.19	ND<0.23	ND<0.21	ND<0.20	ND<0.18	ND<0.005	ND<0.3
				07/13/2026	ND<0.21	ND<0.28	ND<0.21	ND<0.50	ND<0.12	ND<0.19	ND<0.23	ND<0.21	ND<0.20	ND<0.18	ND<0.005	ND<0.3
				08/04/2026	ND<0.21	ND<0.28	ND<0.21	ND<0.50	ND<0.12	ND<0.19	ND<0.23	ND<0.21	ND<0.20	ND<0.18	ND<0.005	ND<0.3
			POET-Midfluent	02/19/2025	ND<0.10	ND<0.10	ND<0.10	ND<0.10	ND<0.10	ND<0.10	ND<0.20	ND<0.10	ND<0.10	ND<0.50	ND<0.0095	ND<0.12
				02/24/2025	ND<0.10	ND<0.10	ND<0.10	ND<0.10	ND<0.10	ND<0.10	ND<0.20	ND<0.10	ND<0.10	ND<0.50	ND<0.0093	ND<0.12
				03/20/2025	ND<0.19	ND<0.19	ND<0.13	ND<0.19	ND<0.13	ND<0.13	ND<0.14	ND<0.13	ND<0.15	ND<0.15	ND<0.005	ND<0.3
				03/27/2025	ND<0.19	ND<0.19	ND<0.13	ND<0.19	ND<0.13	ND<0.13	ND<0.14	ND<0.13	ND<0.15	ND<0.15	ND<0.005	ND<0.3
				04/10/2025	ND<0.19	ND<0.19	ND<0.13	ND<0.19	ND<0.13	ND<0.13	ND<0.14	ND<0.13	ND<0.15	ND<0.15	ND<0.005	ND<0.3
				04/10/2025	ND<0.19	ND<0.19	ND<0.13	ND<0.19	ND<0.13	ND<0.13	ND<0.14	ND<0.13	ND<0.15	ND<0.15	-	-
				05/07/2025	ND<0.19	ND<0.19	ND<0.13	ND<0.19	ND<0.13	ND<0.13	ND<0.14	ND<0.13	ND<0.15	ND<0.15	ND<0.005	ND<0.3
				07/01/2025	ND<0.19	ND<0.19	ND<0.13	ND<0.19	ND<0.13	ND<0.13	ND<0.14	ND<0.13	ND<0.15	ND<0.15	ND<0.005	ND<0.3
				08/18/2025	ND<0.19	ND<0.19	ND<0.13	ND<0.19	ND<0.13	ND<0.13	ND<0.14	ND<0.13	ND<0.15	ND<0.15	ND<0.005	ND<0.3
				09/15/2025	ND<0.19	ND<0.19	ND<0.13	ND<0.19	ND<0.13	ND<0.13	ND<0.14	ND<0.13	ND<0.15	ND<0.15	ND<0.005	ND<0.3
				10/03/2025	ND<0.19	ND<0.19	ND<0.13	ND<0.19	ND<0.13	ND<0.13	ND<0.14	ND<0.13	ND<0.15	ND<0.15	ND<0.005	ND<0.3
				11/06/2025	ND<0.19	ND<0.19	ND<0.13	ND<0.19	ND<0.13	ND<0.13	ND<0.14	ND<0.13	ND<0.15	ND<0.15	ND<0.005	ND<0.3
				12/02/2025	ND<0.19	ND<0.19	ND<0.13	ND<0.19	ND<0.13	ND<0.13	ND<0.14	ND<0.13	ND<0.15	ND<0.15	ND<0.005	ND<0.3
				01/07/2026	ND<0.19	ND<0.19	ND<0.13	ND<0.19	ND<0.13	ND<0.13	ND<0.14	ND<0.13	ND<0.15	ND<0.15	ND<0.005	ND<0.3
				02/10/2026	ND<0.19	ND<0.19	ND<0.13	ND<0.19	ND<0.13	ND<0.13	ND<0.14	ND<0.13	ND<0.15	ND<0.15	ND<0.005	ND<0.3
				03/18/2026	ND<0.21	ND<0.28	ND<0.21	ND<0.50	ND<0.12	ND<0.19	ND<0.23	ND<0.21	ND<0.20	ND<0.18	ND<0.005	ND<0.3
				05/01/2026	ND<0.21	ND<0.28	ND<0.21	ND<0.50	ND<0.12	ND<0.19	ND<0.23	ND<0.21	ND<0.20	ND<0.18	ND<0.005	ND<0.3
				06/03/2026	ND<0.21	ND<0.28	ND<0.21	ND<0.50	ND<0.12	ND<0.19	ND<0.23	ND<0.21	ND<0.20	ND<0.18	ND<0.005	ND<0.3
				06/30/2026	ND<0.21	ND<0.28	ND<0.21	ND<0.50	ND<0.12	ND<0.19	ND<0.23	ND<0.21	ND<0.20	ND<0.18	ND<0.005	ND<0.3
				07/07/2026	ND<0.21	ND<0.28	ND<0.21	ND<0.50	ND<0.12	ND<0.19	ND<0.23	ND<0.21	ND<0.20	ND<0.18	ND<0.005	ND<0.3
				07/13/2026	ND<0.21	ND<0.28	ND<0.21	ND<0.50	ND<0.12	ND<0.19	ND<0.23	ND<0.21	ND<0.20	ND<0.18	ND<0.005	ND<0.3
				08/04/2026	ND<0.21	ND<0.28	ND<0.21	ND<0.50	ND<0.12	ND<0.19	ND<0.23	ND<0.21	ND<0.20	ND<0.18	ND<0.005	ND<0.3
			POET-Effluent	02/19/2025	ND<0.10	ND<0.10	ND<0.10	ND<0.10	ND<0.10	ND<0.10	ND<0.20	ND<0.10	ND<0.10	ND<0.10	ND<0.0094	ND<0.12
				02/24/2025	ND<0.10	ND<0.10	ND<0.10	ND<0.10	ND<0.10	ND<0.10	ND<0.20	ND<0.10	ND<0.10	ND<0.50	ND<0.0095	ND<0.12
				03/20/2025	ND<0.19	ND<0.19	ND<0.13	ND<0.19	ND<0.13	ND<0.13	0.45 J	ND<0.13	ND<0.15	ND<0.15	ND<0.005	ND<0.3
				03/27/2025	ND<0.19	ND<0.19	ND<0.13	ND<0.19	ND<0.13	ND<0.13	0.42 J	ND<0.13	ND<0.15	ND<0.15	ND<0.005	ND<0.3
				04/10/2025	ND<0.19	ND<0.19	ND<0.13	ND<0.19	ND<0.13	ND<0.13	0.43 J	ND<0.13	ND<0.15	ND<0.15	ND<0.005	ND<0.3
				04/10/2025	ND<0.19	ND<0.19	ND<0.13	ND<0.19	ND<0.13	ND<0.13	ND<0.14	ND<0.13	ND<0.15	ND<0.15	-	-
				05/07/2025	ND<0.19	ND<0.19	ND<0.13	ND<0.19	ND<0.13	ND<0.13	ND<0.14	ND<0.13	ND<0.15	ND<0.15	ND<0.005	ND<0.3
				07/01/2025	ND<0.19	ND<0.19	ND<0.13	ND<0.19	ND<0.13	ND<0.13	ND<0.14	ND<0.13	ND<0.15	ND<0.15	ND<0.005	ND<0.3
				08/18/2025	ND<0.19	ND<0.19	ND<0.13	ND<0.19	ND<0.13	ND<0.13	ND<0.14	ND<0.13	ND<0.15	ND<0.15	ND<0.005	ND<0.3
				09/15/2025	ND<0.19	ND<0.19	ND<0.13	ND<0.19	ND<0.13	ND<0.13	ND<0.14	ND<0.13	ND<0.15	ND<0.15	ND<0.005	ND<0.3
				10/03/2025	ND<0.19	ND<0.19	ND<0.13	ND<0.19	ND<0.13	ND<0.13	ND<0.14	ND<0.13	ND<0.15	ND<0.15	ND<0.005	1.2
				11/06/2025	ND<0.19	ND<0.19	ND<0.13	ND<0.19	ND<0.13	ND<0.13	ND<0.14	ND<0.13	ND<0.15	ND<0.15	ND<0.005	ND<0.3
				12/02/2025	ND<0.19	ND<0.19	ND<0.13	ND<0.19	ND<0.13	ND<0.13	ND<0.14	ND<0.13	ND<0.15	ND<0.15	ND<0.005	ND<0.3
				01/07/2026	ND<0.19	ND<0.19	ND<0.13	ND<0.19	ND<0.13	ND<0.13	ND<0.14	ND<0.13	ND<0.15	ND<0.15	ND<0.005	ND<0.3
				02/10/2026	ND<0.19	ND<0.19	ND<0.13	ND<0.19	ND<0.13	ND<0.13	ND<0.14	ND<0.13	ND<0.15	ND<0.15	ND<0.005	ND<0.3
				03/18/2026	ND<0.21	ND<0.28	ND<0.21	ND<0.50	ND<0.12	ND<0.19	ND<0.23	ND<0.21	ND<0.20	ND<0.18	ND<0.005	ND<0.3
				05/01/2026	ND<0.21	ND<0.28	ND<0.21	ND<0.50	ND<0.12	ND<0.19	ND<0.23	ND<0.21	ND<0.20	ND<0.18	ND<0.005	1.3
				06/03/2026	ND<0.21	ND<0.28	ND<0.21	ND<0.50	ND<0.12	ND<0.19	ND<0.23	ND<0.21	ND<0.20	ND<0.18	ND<0.005	ND<0.3
				06/30/2026	ND<0.21	ND<0.28	ND<0.21	ND<0.50	ND<0.12	ND<0.19	ND<0.23	ND<0.21	ND<0.20	ND<0.18	ND<0.005	ND<0.3
				07/07/2026	ND<0.21	ND<0.28	ND<0.21	ND<0.50	ND<0.12	ND<0.19	ND<0.23	ND<0.21	ND<0.20	ND<0.18	ND<0.005	ND<0.3
				07/13/2026	ND<0.21	ND<0.28	ND<0.21	ND<0.50	ND<0.12	ND<0.19	ND<0.23	ND<0.21	ND<0.20	ND<0.18	ND<0.005	0.4 J
				08/04/2026	ND<0.21	ND<0.28	ND<0.21	ND<0.50	ND<0.12	ND<0.19	ND<0.23	ND<0.21	ND<0.20	ND<0.18	ND<0.005	ND<0.3
			Kitchen Sink	05/07/2025	ND<0.19	ND<0.19	ND<0.13	ND<0.19	ND<0.13	ND<0.13	ND<0.14	ND<0.13	ND<0.15	ND<0.15	ND<0.005	ND<0.3
			Bottom of Saltwater Pool	03/17/2025	ND<0.19	ND<0.19	ND<0.13	ND<0.19	ND<0.13	ND<0.13	ND<0.14	ND<0.13	ND<0.15	ND<0.15	ND<0.005	ND<0.3

Table 1
Potable Well Analytical Results Summary

Sample Address	Well Depth (feet)	Pump Depth (feet)	Sample Location	Date	Benzene (µg/L)	Toluene (µg/L)	Ethyl-benzene (µg/L)	Total Xylenes (µg/L)	MTBE (µg/L)	Isopropyl Benzene (µg/L)	Naph-thalene (µg/L)	1,2,4-Trimethyl-benzene (µg/L)	1,3,5-Trimethyl-benzene (µg/L)	1,2-Dichloro-ethane (µg/L)	1,2 Dibromo-ethane (µg/L)	Dissolved Lead (µg/L)
DEP MSCs for a Residential, Used Aquifer					**5**	**1,000**	**700**	**10,000**	**20**	**840**	**100**	**130**	**130**	**5**	**0.05**	**5**
Redacted			Bathroom Sink	09/28/2023	ND<0.50	ND<0.50	ND<0.50	ND<0.50	ND<0.50	ND<0.50	ND<0.50	ND<0.50	ND<0.50	-	-	-
				01/30/2025	ND<0.50	ND<0.50	ND<0.50	ND<0.50	ND<0.50	ND<0.50	ND<0.50	ND<0.50	ND<0.50	ND<0.50	ND<0.0094	ND<0.12
			Upstairs Bathroom Sink	03/28/2025	ND<0.19	ND<0.19	ND<0.13	ND<0.19	ND<0.13	ND<0.13	ND<0.14	ND<0.13	ND<0.15	ND<0.15	ND<0.005	ND<0.3
			POET-Influent	04/25/2025	ND<0.19	ND<0.19	ND<0.13	ND<0.19	ND<0.13	ND<0.13	ND<0.14	ND<0.13	ND<0.15	ND<0.15	ND<0.005	ND<0.3
				06/30/2025	ND<0.19	ND<0.19	ND<0.13	ND<0.19	ND<0.13	ND<0.13	ND<0.14	ND<0.13	ND<0.15	ND<0.15	ND<0.005	ND<0.3
				08/12/2025	ND<0.19	ND<0.19	ND<0.13	ND<0.19	ND<0.13	ND<0.13	ND<0.14	ND<0.13	ND<0.15	ND<0.15	ND<0.005	ND<0.3
				10/10/2025	ND<0.19	ND<0.19	ND<0.13	ND<0.19	ND<0.13	ND<0.13	ND<0.14	ND<0.13	ND<0.15	ND<0.15	ND<0.005	ND<0.3
				12/12/2025	ND<0.19	ND<0.19	ND<0.13	ND<0.19	ND<0.13	ND<0.13	ND<0.14	ND<0.13	ND<0.15	ND<0.15	ND<0.005	ND<0.3
				03/27/2026	ND<0.21	ND<0.28	ND<0.21	ND<0.50	ND<0.12	ND<0.19	ND<0.23	ND<0.21	ND<0.20	ND<0.18	ND<0.005	ND<0.3
				06/03/2026	ND<0.21	ND<0.28	ND<0.21	ND<0.50	ND<0.12	ND<0.19	ND<0.23	ND<0.21	ND<0.20	ND<0.18	ND<0.005	ND<0.3
				06/18/2026	ND<0.21	ND<0.28	ND<0.21	ND<0.50	ND<0.12	ND<0.19	ND<0.23	ND<0.21	ND<0.20	ND<0.18	ND<0.005	ND<0.3
				08/03/2026	ND<0.21	ND<0.28	ND<0.21	ND<0.50	ND<0.12	ND<0.19	ND<0.23	ND<0.21	ND<0.20	ND<0.18	ND<0.005	ND<0.3
			POET-Midfluent	04/25/2025	ND<0.19	ND<0.19	ND<0.13	ND<0.19	ND<0.13	ND<0.13	ND<0.14	ND<0.13	ND<0.15	ND<0.15	ND<0.005	ND<0.3
				06/30/2025	ND<0.19	ND<0.19	ND<0.13	ND<0.19	ND<0.13	ND<0.13	ND<0.14	ND<0.13	ND<0.15	ND<0.15	ND<0.005	ND<0.3
				08/12/2025	ND<0.19	ND<0.19	ND<0.13	ND<0.19	ND<0.13	ND<0.13	ND<0.14	ND<0.13	ND<0.15	ND<0.15	ND<0.005	ND<0.3
				10/10/2025	ND<0.19	ND<0.19	ND<0.13	ND<0.19	ND<0.13	ND<0.13	ND<0.14	ND<0.13	ND<0.15	ND<0.15	ND<0.005	ND<0.3
				12/12/2025	ND<0.19	ND<0.19	ND<0.13	ND<0.19	ND<0.13	ND<0.13	ND<0.14	ND<0.13	ND<0.15	ND<0.15	ND<0.005	ND<0.3
				03/27/2026	ND<0.21	ND<0.28	ND<0.21	ND<0.50	ND<0.12	ND<0.19	ND<0.23	ND<0.21	ND<0.20	ND<0.18	ND<0.005	ND<0.3
				06/03/2026	ND<0.21	ND<0.28	ND<0.21	ND<0.50	ND<0.12	ND<0.19	ND<0.23	ND<0.21	ND<0.20	ND<0.18	ND<0.005	ND<0.3
				06/18/2026	ND<0.21	ND<0.28	ND<0.21	ND<0.50	ND<0.12	ND<0.19	ND<0.23	ND<0.21	ND<0.20	ND<0.18	ND<0.005	ND<0.3
				08/03/2026	ND<0.21	ND<0.28	ND<0.21	ND<0.50	ND<0.12	ND<0.19	ND<0.23	ND<0.21	ND<0.20	ND<0.18	ND<0.005	ND<0.3
			POET-Effluent	04/25/2025	ND<0.19	ND<0.19	ND<0.13	ND<0.19	ND<0.13	ND<0.13	ND<0.14	ND<0.13	ND<0.15	ND<0.15	ND<0.005	ND<0.3
				06/30/2025	ND<0.19	ND<0.19	ND<0.13	ND<0.19	ND<0.13	ND<0.13	ND<0.14	ND<0.13	ND<0.15	ND<0.15	ND<0.005	ND<0.3
				08/12/2025	ND<0.19	ND<0.19	ND<0.13	ND<0.19	ND<0.13	ND<0.13	ND<0.14	ND<0.13	ND<0.15	ND<0.15	ND<0.005	ND<0.3
				10/10/2025	ND<0.19	ND<0.19	ND<0.13	ND<0.19	ND<0.13	ND<0.13	ND<0.14	ND<0.13	ND<0.15	ND<0.15	ND<0.005	ND<0.3
				12/12/2025	ND<0.19	ND<0.19	ND<0.13	ND<0.19	ND<0.13	ND<0.13	ND<0.14	ND<0.13	ND<0.15	ND<0.15	ND<0.005	ND<0.3
				03/27/2026	ND<0.21	ND<0.28	ND<0.21	ND<0.50	ND<0.12	ND<0.19	ND<0.23	ND<0.21	ND<0.20	ND<0.18	ND<0.005	ND<0.3
				06/03/2026	ND<0.21	ND<0.28	ND<0.21	ND<0.50	ND<0.12	ND<0.19	ND<0.23	ND<0.21	ND<0.20	ND<0.18	ND<0.005	ND<0.3
				06/18/2026	ND<0.21	ND<0.28	ND<0.21	ND<0.50	ND<0.12	ND<0.19	ND<0.23	ND<0.21	ND<0.20	ND<0.18	ND<0.005	ND<0.3
				08/03/2026	ND<0.21	ND<0.28	ND<0.21	ND<0.50	ND<0.12	ND<0.19	ND<0.23	ND<0.21	ND<0.20	ND<0.18	ND<0.005	ND<0.3

Table 1
Potable Well Analytical Results Summary

Sample Address	Well Depth (feet)	Pump Depth (feet)	Sample Location	Date	Benzene (µg/L)	Toluene (µg/L)	Ethyl-benzene (µg/L)	Total Xylenes (µg/L)	MTBE (µg/L)	Isopropyl Benzene (µg/L)	Naph-thalene (µg/L)	1,2,4-Trimethyl-benzene (µg/L)	1,3,5-Trimethyl-benzene (µg/L)	1,2-Dichloro-ethane (µg/L)	1,2 Dibromo-ethane (µg/L)	Dissolved Lead (µg/L)
DEP MSCs for a Residential, Used Aquifer					**5**	**1,000**	**700**	**10,000**	**20**	**840**	**100**	**130**	**130**	**5**	**0.05**	**5**
Redacted			Utility Sink	02/11/2025	ND<0.50	ND<0.50	ND<0.50	ND<0.50	ND<0.50	ND<0.50	ND<0.50	ND<0.50	ND<0.50	ND<0.50	ND<0.0095	ND<0.12
			Kitchen Sink	02/24/2025	0.63	ND<0.10	ND<0.10	0.63	ND<0.10	ND<0.10	ND<0.20	ND<0.10	ND<0.10	ND<0.10	ND<0.0094	ND<0.12
			POET-Influent	03/31/2025	**28**	25	0.64	250	ND<0.13	0.17 J	48	130	70	ND<0.15	ND<0.005	ND<0.3
				06/04/2025	**17**	2.0	0.21 J	62	ND<0.13	1.4	50	2.5	1.0	ND<0.15	ND<0.005	ND<0.3
				08/01/2025	**14**	0.48 J	ND<0.13	42	ND<0.13	0.74	34	ND<0.13	ND<0.15	ND<0.15	ND<0.005	ND<0.3
				09/25/2025	**8.5**	ND<0.19	ND<0.13	13	ND<0.13	ND<0.13	18	ND<0.13	ND<0.15	ND<0.15	ND<0.005	ND<0.3
				11/19/2025	**7.9**	ND<0.19	ND<0.13	11	ND<0.13	ND<0.13	15	ND<0.13	ND<0.15	ND<0.15	ND<0.005	ND<0.3
				12/19/2025	**12**	ND<0.19	ND<0.13	17	ND<0.13	0.14 J	18	ND<0.13	ND<0.15	ND<0.15	ND<0.005	ND<0.3
				01/19/2026	**16**	0.20 J	ND<0.13	23	ND<0.13	0.15 J	23	ND<0.13	ND<0.15	ND<0.15	ND<0.005	ND<0.3
				02/16/2026	**9.4**	0.29 J	0.14 J	15	ND<0.13	0.23 J	25	1.1	0.65	ND<0.15	ND<0.005	ND<0.3
				03/19/2026	**8.8**	ND<0.28	0.36 J	15	ND<0.12	0.40 J	22	7.8	3.6	ND<0.18	ND<0.005	ND<0.3
				04/13/2026	**7.5**	ND<0.28	ND<0.21	5.9	ND<0.12	ND<0.19	18	0.98	0.72	ND<0.18	ND<0.005	ND<0.3
				05/11/2026	4.7	ND<0.28	ND<0.21	3.7	ND<0.12	0.21 J	18	0.31 J	0.50	ND<0.18	ND<0.005	ND<0.3
				06/08/2026	**5.4**	ND<0.28	ND<0.21	3.2	ND<0.12	0.21 J	19	ND<0.21	0.35 J	ND<0.18	ND<0.005	ND<0.3
				07/09/2026	**8.7**	ND<0.28	ND<0.21	3.8	ND<0.12	0.32 J	18	2.2	1.7	ND<0.18	ND<0.005	ND<0.3
				08/11/2026	**8.6**	ND<0.28	ND<0.21	1.0	ND<0.12	ND<0.19	17	ND<0.21	ND<0.20	ND<0.18	ND<0.005	ND<0.3
			POET-Midfluent	03/31/2025	ND<0.19	ND<0.19	ND<0.13	ND<0.19	ND<0.13	ND<0.13	ND<0.14	ND<0.13	ND<0.15	ND<0.15	ND<0.005	ND<0.3
				06/04/2025	ND<0.19	ND<0.19	ND<0.13	ND<0.19	ND<0.13	ND<0.13	ND<0.14	ND<0.13	ND<0.15	ND<0.15	ND<0.005	ND<0.3
				08/01/2025	ND<0.19	ND<0.19	ND<0.13	ND<0.19	ND<0.13	ND<0.13	ND<0.14	ND<0.13	ND<0.15	ND<0.15	ND<0.005	ND<0.3
				09/25/2025	ND<0.19	ND<0.19	ND<0.13	ND<0.19	ND<0.13	ND<0.13	ND<0.14	ND<0.13	ND<0.15	ND<0.15	ND<0.005	1.3
				11/19/2025	ND<0.19	ND<0.19	ND<0.13	ND<0.19	ND<0.13	ND<0.13	ND<0.14	ND<0.13	ND<0.15	ND<0.15	ND<0.005	ND<0.3
				12/19/2025	ND<0.19	ND<0.19	ND<0.13	ND<0.19	ND<0.13	ND<0.13	ND<0.14	ND<0.13	ND<0.15	ND<0.15	ND<0.005	ND<0.3
				01/19/2026	ND<0.19	ND<0.19	ND<0.13	ND<0.19	ND<0.13	ND<0.13	ND<0.14	ND<0.13	ND<0.15	ND<0.15	ND<0.005	ND<0.3
				02/16/2026	ND<0.19	ND<0.19	ND<0.13	ND<0.19	ND<0.13	ND<0.13	ND<0.14	ND<0.13	ND<0.15	ND<0.15	ND<0.005	ND<0.3
				03/19/2026	ND<0.21	ND<0.28	ND<0.21	ND<0.50	ND<0.12	ND<0.19	ND<0.23	ND<0.21	ND<0.20	ND<0.18	ND<0.005	ND<0.3
				04/13/2026	ND<0.21	ND<0.28	ND<0.21	ND<0.50	ND<0.12	ND<0.19	ND<0.23	ND<0.21	ND<0.20	ND<0.18	ND<0.005	ND<0.3
				05/11/2026	ND<0.21	ND<0.28	ND<0.21	ND<0.50	ND<0.12	ND<0.19	ND<0.23	ND<0.21	ND<0.20	ND<0.18	ND<0.005	ND<0.3
				06/08/2026	ND<0.21	ND<0.28	ND<0.21	ND<0.50	ND<0.12	ND<0.19	ND<0.23	ND<0.21	ND<0.20	ND<0.18	ND<0.005	ND<0.3
				07/09/2026	ND<0.21	ND<0.28	ND<0.21	ND<0.50	ND<0.12	ND<0.19	ND<0.23	ND<0.21	ND<0.20	ND<0.18	ND<0.005	ND<0.3
				08/11/2026	ND<0.21	ND<0.28	ND<0.21	ND<0.50	ND<0.12	ND<0.19	ND<0.23	ND<0.21	ND<0.20	ND<0.18	ND<0.005	ND<0.3
			POET-Effluent	03/31/2025	ND<0.19	ND<0.19	ND<0.13	ND<0.19	ND<0.13	ND<0.13	ND<0.14	ND<0.13	ND<0.15	ND<0.15	ND<0.005	ND<0.3
				06/04/2025	ND<0.19	ND<0.19	ND<0.13	ND<0.19	ND<0.13	ND<0.13	ND<0.14	ND<0.13	ND<0.15	ND<0.15	ND<0.005	ND<0.3
				08/01/2025	ND<0.19	ND<0.19	ND<0.13	ND<0.19	ND<0.13	ND<0.13	ND<0.14	ND<0.13	ND<0.15	ND<0.15	ND<0.005	ND<0.3
				09/25/2025	ND<0.19	ND<0.19	ND<0.13	ND<0.19	ND<0.13	ND<0.13	ND<0.14	ND<0.13	ND<0.15	ND<0.15	ND<0.005	ND<0.3
				11/19/2025	ND<0.19	ND<0.19	ND<0.13	ND<0.19	ND<0.13	ND<0.13	ND<0.14	ND<0.13	ND<0.15	ND<0.15	ND<0.005	ND<0.3
				12/19/2025	ND<0.19	ND<0.19	ND<0.13	ND<0.19	ND<0.13	ND<0.13	ND<0.14	ND<0.13	ND<0.15	ND<0.15	ND<0.005	ND<0.3
				01/19/2026	ND<0.19	ND<0.19	ND<0.13	ND<0.19	ND<0.13	ND<0.13	ND<0.14	ND<0.13	ND<0.15	ND<0.15	ND<0.005	ND<0.3
				02/16/2026	ND<0.19	ND<0.19	ND<0.13	ND<0.19	ND<0.13	ND<0.13	ND<0.14	ND<0.13	ND<0.15	ND<0.15	ND<0.005	ND<0.3
				03/19/2026	ND<0.21	ND<0.28	ND<0.21	ND<0.50	ND<0.12	ND<0.19	ND<0.23	ND<0.21	ND<0.20	ND<0.18	ND<0.005	ND<0.3
				04/13/2026	ND<0.21	ND<0.28	ND<0.21	ND<0.50	ND<0.12	ND<0.19	ND<0.23	ND<0.21	ND<0.20	ND<0.18	ND<0.005	ND<0.3
				05/11/2026	ND<0.21	ND<0.28	ND<0.21	ND<0.50	ND<0.12	ND<0.19	ND<0.23	ND<0.21	ND<0.20	ND<0.18	ND<0.005	ND<0.3
				06/08/2026	ND<0.21	ND<0.28	ND<0.21	ND<0.50	ND<0.12	ND<0.19	ND<0.23	ND<0.21	ND<0.20	ND<0.18	ND<0.005	ND<0.3
				07/09/2026	ND<0.21	ND<0.28	ND<0.21	ND<0.50	ND<0.12	ND<0.50	ND<0.23	ND<0.21	ND<0.20	ND<0.18	ND<0.005	ND<0.3
				08/11/2026	ND<0.21	ND<0.28	ND<0.21	ND<0.50	ND<0.12	ND<0.19	ND<0.23	ND<0.21	ND<0.20	ND<0.18	ND<0.005	ND<0.3
			Kitchen Sink	01/28/2025	ND<0.50	ND<0.50	ND<0.50	ND<0.50	ND<0.50	ND<0.50	ND<0.50	ND<0.50	ND<0.50	ND<0.50	ND<0.0095	ND<0.12
			Pressure Tank	02/24/2025	ND<0.10	ND<0.10	ND<0.10	ND<0.10	ND<0.10	ND<0.10	ND<0.20	ND<0.10	ND<0.10	ND<0.10	ND<0.0093	0.47 J
				03/20/2025	ND<0.19	ND<0.19	ND<0.13	ND<0.19	ND<0.13	ND<0.13	ND<0.14	ND<0.13	ND<0.15	ND<0.15	ND<0.005	0.5 J
			POET-Influent	04/08/2025	ND<0.19	ND<0.19	ND<0.13	ND<0.19	ND<0.13	ND<0.13	ND<0.14	ND<0.13	ND<0.15	ND<0.15	ND<0.005	ND<0.3
				04/16/2025	ND<0.19	ND<0.19	ND<0.13	ND<0.19	ND<0.13	ND<0.13	ND<0.14	ND<0.13	ND<0.15	ND<0.15	ND<0.005	ND<0.3
				05/12/2025	ND<0.19	ND<0.19	ND<0.13	ND<0.19	ND<0.13	ND<0.13	ND<0.14	ND<0.13	ND<0.15	ND<0.15	ND<0.005	ND<0.3
				07/24/2025	ND<0.19	ND<0.19	ND<0.13	ND<0.19	ND<0.13	ND<0.13	ND<0.14	ND<0.13	ND<0.15	ND<0.15	ND<0.005	ND<0.3
				09/24/2025	ND<0.19	ND<0.19	ND<0.13	ND<0.19	ND<0.13	ND<0.13	ND<0.14	ND<0.13	ND<0.15	ND<0.15	ND<0.005	ND<0.3
				12/03/2025	ND<0.19	ND<0.19	ND<0.13	ND<0.19	ND<0.13	ND<0.13	ND<0.14	ND<0.13	ND<0.15	ND<0.15	ND<0.005	ND<0.3
				02/05/2026	ND<0.19	ND<0.19	ND<0.13	ND<0.19	ND<0.13	ND<0.13	ND<0.14	ND<0.13	ND<0.15	ND<0.15	ND<0.005	ND<0.3
				04/06/2026	ND<0.21	ND<0.28	ND<0.21	ND<0.50	ND<0.12	ND<0.19	ND<0.23	ND<0.21	ND<0.20	ND<0.18	ND<0.005	ND<0.3
				06/01/2026	ND<0.21	ND<0.28	ND<0.21	ND<0.50	ND<0.12	ND<0.19	ND<0.23	ND<0.21	ND<0.20	ND<0.18	ND<0.005	ND<0.3
				07/27/2026	ND<0.21	ND<0.28	ND<0.21	ND<0.50	ND<0.12	ND<0.19	ND<0.23	ND<0.21	ND<0.20	ND<0.18	ND<0.005	ND<0.3
			POET-Midfluent	04/08/2025	ND<0.19	ND<0.19	ND<0.13	ND<0.19	ND<0.13	ND<0.13	0.31 J	ND<0.13	ND<0.15	ND<0.15	ND<0.005	ND<0.3
				04/16/2025	ND<0.19	ND<0.19	ND<0.13	ND<0.19	ND<0.13	ND<0.13	ND<0.14	ND<0.13	ND<0.15	ND<0.15	ND<0.005	ND<0.3
				05/12/2025	ND<0.19	ND<0.19	ND<0.13	ND<0.19	ND<0.13	ND<0.13	ND<0.14	ND<0.13	ND<0.15	ND<0.15	ND<0.005	ND<0.3
				07/24/2025	ND<0.19	ND<0.19	ND<0.13	ND<0.19	ND<0.13	ND<0.13	ND<0.14	ND<0.13	ND<0.15	ND<0.15	ND<0.005	ND<0.3
				09/24/2025	ND<0.19	ND<0.19	ND<0.13	ND<0.19	ND<0.13	ND<0.13	ND<0.14	ND<0.13	ND<0.15	ND<0.15	ND<0.005	ND<0.3
				12/03/2025	ND<0.19	ND<0.19	ND<0.13	ND<0.19	ND<0.13	ND<0.13	ND<0.14	ND<0.13	ND<0.15	ND<0.15	ND<0.005	ND<0.3
				02/05/2026	ND<0.19	ND<0.19	ND<0.13	ND<0.19	ND<0.13	ND<0.13	ND<0.14	ND<0.13	ND<0.15	ND<0.15	ND<0.005	ND<0.3
				04/06/2026	ND<0.21	ND<0.28	ND<0.21	ND<0.50	ND<0.12	ND<0.19	ND<0.23	ND<0.21	ND<0.20	ND<0.18	ND<0.005	ND<0.3
				06/01/2026	ND<0.21	ND<0.28	ND<0.21	ND<0.50	ND<0.12	ND<0.19	ND<0.23	ND<0.21	ND<0.20	ND<0.18	ND<0.005	ND<0.3
				07/27/2026	ND<0.21	ND<0.28	ND<0.21	ND<0.50	ND<0.12	ND<0.19	ND<0.23	ND<0.21	ND<0.20	ND<0.18	ND<0.005	ND<0.3
			POET-Effluent	04/08/2025	ND<0.19	ND<0.19	ND<0.13	ND<0.19	ND<0.13	ND<0.13	ND<0.14	ND<0.13	ND<0.15	ND<0.15	ND<0.005	ND<0.3
				04/16/2025	ND<0.19	ND<0.19	ND<0.13	ND<0.19	ND<0.13	ND<0.13	ND<0.14	ND<0.13	ND<0.15	ND<0.15	ND<0.005	ND<0.3
				05/12/2025	ND<0.19	ND<0.19	ND<0.13	ND<0.19	ND<0.13	ND<0.13	ND<0.14	ND<0.13	ND<0.15	ND<0.15	ND<0.005	ND<0.3
				07/24/2025	ND<0.19	ND<0.19	ND<0.13	ND<0.19	ND<0.13	ND<0.13	ND<0.14	ND<0.13	ND<0.15	ND<0.15	ND<0.005	ND<0.3
				09/24/2025	ND<0.19	ND<0.19	ND<0.13	ND<0.19	ND<0.13	ND<0.13	ND<0.14	ND<0.13	ND<0.15	ND<0.15	ND<0.005	ND<0.3
				12/03/2025	ND<0.19	ND<0.19	ND<0.13	ND<0.19	ND<0.13	ND<0.13	ND<0.14	ND<0.13	ND<0.15	ND<0.15	ND<0.005	ND<0.3
				02/05/2026	ND<0.19	ND<0.19	ND<0.13	ND<0.19	ND<0.13	ND<0.13	ND<0.14	ND<0.13	ND<0.15	ND<0.15	ND<0.005	ND<0.3
				04/06/2026	ND<0.21	ND<0.28	ND<0.21	ND<0.50	ND<0.12	ND<0.19	ND<0.23	ND<0.21	ND<0.20	ND<0.18	ND<0.005	ND<0.3
				06/01/2026	ND<0.21	ND<0.28	ND<0.21	ND<0.50	ND<0.12	ND<0.19	ND<0.23	ND<0.21	ND<0.20	ND<0.18	ND<0.005	ND<0.3
				07/27/2026	ND<0.21	ND<0.28	ND<0.21	ND<0.50	ND<0.12	ND<0.19	ND<0.23	ND<0.21	ND<0.20	ND<0.18	ND<0.005	ND<0.3

Table 1
Potable Well Analytical Results Summary

Sample Address	Well Depth (feet)	Pump Depth (feet)	Sample Location	Date	Benzene (µg/L)	Toluene (µg/L)	Ethyl-benzene (µg/L)	Total Xylenes (µg/L)	MTBE (µg/L)	Isopropyl Benzene (µg/L)	Naph-thalene (µg/L)	1,2,4-Trimethyl-benzene (µg/L)	1,3,5-Trimethyl-benzene (µg/L)	1,2-Dichloro-ethane (µg/L)	1,2 Dibromo-ethane (µg/L)	Dissolved Lead (µg/L)
DEP MSCs for a Residential, Used Aquifer					5	1,000	700	10,000	20	840	100	130	130	5	0.05	5
Redacted			Kitchen Sink	01/28/2025	ND<0.50	ND<0.50	ND<0.50	ND<0.50	ND<0.50	ND<0.50	ND<0.50	ND<0.50	ND<0.50	ND<0.50	ND<0.0095	0.15 J
				02/24/2025	ND<0.10	ND<0.10	ND<0.10	ND<0.10	ND<0.10	ND<0.10	ND<0.20	ND<0.10	ND<0.10	ND<0.10	ND<0.0094	0.15 J
			POET-Influent	04/02/2025	ND<0.19	ND<0.19	ND<0.13	ND<0.19	ND<0.13	ND<0.13	ND<0.14	ND<0.13	ND<0.15	ND<0.15	ND<0.005	ND<0.3
				07/22/2025	ND<0.19	ND<0.19	ND<0.13	ND<0.19	ND<0.13	ND<0.13	ND<0.14	ND<0.13	ND<0.15	ND<0.15	ND<0.005	ND<0.3
				09/30/2025	ND<0.19	0.21 J	ND<0.13	ND<0.19	ND<0.13	ND<0.13	ND<0.14	ND<0.13	ND<0.15	ND<0.15	ND<0.005	ND<0.3
				12/17/2025	ND<0.19	ND<0.19	ND<0.13	ND<0.19	ND<0.13	ND<0.13	ND<0.14	ND<0.13	ND<0.15	ND<0.15	ND<0.005	ND<0.3
				02/27/2026	ND<0.21	ND<0.28	ND<0.21	ND<0.50	ND<0.12	ND<0.19	ND<0.23	ND<0.21	ND<0.20	ND<0.18	ND<0.005	ND<0.3
				04/27/2026	ND<0.21	ND<0.28	ND<0.21	ND<0.50	ND<0.12	ND<0.19	ND<0.23	ND<0.21	ND<0.20	ND<0.18	ND<0.005	ND<0.3
				07/07/2026	ND<0.21	ND<0.28	ND<0.21	ND<0.50	ND<0.12	ND<0.19	ND<0.23	ND<0.21	ND<0.20	ND<0.18	ND<0.005	ND<0.3
			POET-Midfluent	04/02/2025	ND<0.19	ND<0.19	ND<0.13	ND<0.19	ND<0.13	ND<0.13	ND<0.14	ND<0.13	ND<0.15	ND<0.15	ND<0.005	ND<0.3
				07/22/2025	ND<0.19	ND<0.19	ND<0.13	ND<0.19	ND<0.13	ND<0.13	ND<0.14	ND<0.13	ND<0.15	ND<0.15	ND<0.005	ND<0.3
				09/30/2025	ND<0.19	ND<0.19	ND<0.13	ND<0.19	ND<0.13	ND<0.13	ND<0.14	ND<0.13	ND<0.15	ND<0.15	ND<0.005	1.6
				12/17/2025	ND<0.19	ND<0.19	ND<0.13	ND<0.19	ND<0.13	ND<0.13	ND<0.14	ND<0.13	ND<0.15	ND<0.15	ND<0.005	ND<0.3
				02/27/2026	ND<0.21	ND<0.28	ND<0.21	ND<0.50	ND<0.12	ND<0.19	ND<0.23	ND<0.21	ND<0.20	ND<0.18	ND<0.005	ND<0.3
				04/27/2026	ND<0.21	ND<0.28	ND<0.21	ND<0.50	ND<0.12	ND<0.19	ND<0.23	ND<0.21	ND<0.20	ND<0.18	ND<0.005	ND<0.3
				07/07/2026	ND<0.21	ND<0.28	ND<0.21	ND<0.50	ND<0.12	ND<0.19	ND<0.23	ND<0.21	ND<0.20	ND<0.18	ND<0.005	ND<0.3
			Basement Sink (post treatment)	04/02/2025	ND<0.19	ND<0.19	ND<0.13	ND<0.19	ND<0.13	ND<0.13	ND<0.14	ND<0.13	ND<0.15	ND<0.15	ND<0.005	ND<0.3
				09/30/2025	ND<0.19	ND<0.19	ND<0.13	ND<0.19	ND<0.13	ND<0.13	ND<0.14	ND<0.13	ND<0.15	ND<0.15	ND<0.005	0.7 J
				12/17/2025	ND<0.19	ND<0.19	ND<0.13	ND<0.19	ND<0.13	ND<0.13	ND<0.14	ND<0.13	ND<0.15	ND<0.15	ND<0.005	ND<0.3
				02/27/2026	ND<0.21	ND<0.28	ND<0.21	ND<0.50	ND<0.12	ND<0.19	ND<0.23	ND<0.21	ND<0.20	ND<0.18	ND<0.005	ND<0.3
				04/27/2026	ND<0.21	ND<0.28	ND<0.21	ND<0.50	ND<0.12	ND<0.19	ND<0.23	ND<0.21	ND<0.20	ND<0.18	ND<0.005	ND<0.3
				07/07/2026	ND<0.21	ND<0.28	ND<0.21	ND<0.50	ND<0.12	ND<0.19	ND<0.23	ND<0.21	ND<0.20	ND<0.18	ND<0.005	ND<0.3
			Kitchen Sink (post treatment)	07/22/2025	ND<0.19	ND<0.19	ND<0.13	ND<0.19	ND<0.13	ND<0.13	ND<0.14	ND<0.13	ND<0.15	ND<0.15	ND<0.005	0.4 J
			Kitchen Sink	01/23/2025	**12**	ND<0.50	ND<0.50	0.29	ND<0.50	ND<0.50	1.3	ND<0.50	ND<0.50	ND<0.50	ND<0.0091	ND<0.12
				01/30/2025	**12**	ND<0.50	ND<0.50	0.19	ND<0.50	ND<0.50	1.3	ND<0.50	ND<0.50	ND<0.50	ND<0.0094	0.25 J
			Post-Treatment	02/12/2025	ND<0.50	ND<0.50	ND<0.50	ND<0.50	ND<0.50	ND<0.50	ND<0.50	ND<0.50	ND<0.50	ND<0.50	ND<0.0094	ND<0.12
			POET-Influent	02/25/2025	**14**	ND<0.10	ND<0.10	ND<0.10	ND<0.10	ND<0.10	2.0	ND<0.10	ND<0.10	ND<0.10	ND<0.0094	ND<0.12
				03/25/2025	**8.8**	ND<0.19	ND<0.13	ND<0.19	ND<0.13	ND<0.13	1.2	ND<0.13	ND<0.15	ND<0.15	ND<0.005	ND<0.3
				05/06/2025	3.6	ND<0.19	ND<0.13	ND<0.19	ND<0.13	ND<0.13	ND<0.14	ND<0.13	ND<0.15	ND<0.15	ND<0.005	ND<0.3
				06/25/2025	1.3	ND<0.19	ND<0.13	ND<0.19	ND<0.13	ND<0.13	0.89	ND<0.13	ND<0.15	ND<0.15	ND<0.005	ND<0.3
				08/22/2025	0.42 J	ND<0.19	ND<0.13	ND<0.19	ND<0.13	ND<0.13	0.42 J	ND<0.13	ND<0.15	ND<0.15	ND<0.005	ND<0.3
				10/22/2025	ND<0.19	ND<0.19	ND<0.13	ND<0.19	ND<0.13	ND<0.13	ND<0.14	ND<0.13	ND<0.15	ND<0.15	ND<0.005	ND<0.3
				12/16/2025	ND<0.19	ND<0.19	ND<0.13	ND<0.19	ND<0.13	ND<0.13	ND<0.14	ND<0.13	ND<0.15	ND<0.15	ND<0.005	ND<0.3
				02/09/2026	0.23 J	ND<0.19	ND<0.13	ND<0.19	ND<0.13	ND<0.13	ND<0.14	ND<0.13	ND<0.15	ND<0.15	ND<0.005	ND<0.3
				04/10/2026	0.22 J	ND<0.28	ND<0.21	ND<0.50	ND<0.12	ND<0.19	ND<0.23	ND<0.21	ND<0.20	ND<0.18	ND<0.005	ND<0.3
				06/10/2026	ND<0.21	ND<0.28	ND<0.21	ND<0.50	ND<0.12	ND<0.19	ND<0.23	ND<0.21	ND<0.20	ND<0.18	ND<0.005	ND<0.3
				08/14/2026	ND<0.21	ND<0.28	ND<0.21	ND<0.50	ND<0.12	ND<0.19	ND<0.23	ND<0.21	ND<0.20	ND<0.18	ND<0.005	ND<0.3
			POET-Midfluent	02/25/2025	ND<0.10	ND<0.10	ND<0.10	ND<0.10	ND<0.10	ND<0.10	ND<0.20	ND<0.10	ND<0.10	ND<0.10	ND<0.0095	ND<0.12
				03/25/2025	ND<0.19	ND<0.19	ND<0.13	ND<0.19	ND<0.13	ND<0.13	ND<0.14	ND<0.13	ND<0.15	ND<0.15	ND<0.005	ND<0.3
				05/06/2025	ND<0.19	ND<0.19	ND<0.13	ND<0.19	ND<0.13	ND<0.13	ND<0.14	ND<0.13	ND<0.15	ND<0.15	ND<0.005	ND<0.3
				06/25/2025	ND<0.19	ND<0.19	ND<0.13	ND<0.19	ND<0.13	ND<0.13	ND<0.14	ND<0.13	ND<0.15	ND<0.15	ND<0.005	ND<0.3
				08/22/2025	ND<0.19	ND<0.19	ND<0.13	ND<0.19	ND<0.13	ND<0.13	ND<0.14	ND<0.13	ND<0.15	ND<0.15	ND<0.005	ND<0.3
				10/22/2025	ND<0.19	ND<0.19	ND<0.13	ND<0.19	ND<0.13	ND<0.13	ND<0.14	ND<0.13	ND<0.15	ND<0.15	ND<0.005	ND<0.3
				12/16/2025	ND<0.19	ND<0.19	ND<0.13	ND<0.19	ND<0.13	ND<0.13	ND<0.14	ND<0.13	ND<0.15	ND<0.15	ND<0.005	ND<0.3
				02/09/2026	ND<0.19	ND<0.19	ND<0.13	ND<0.19	ND<0.13	ND<0.13	ND<0.14	ND<0.13	ND<0.15	ND<0.15	ND<0.005	ND<0.3
				04/10/2026	ND<0.21	ND<0.28	ND<0.21	ND<0.50	ND<0.12	ND<0.19	ND<0.23	ND<0.21	ND<0.20	ND<0.18	ND<0.005	ND<0.3
				06/10/2026	ND<0.21	ND<0.28	ND<0.21	ND<0.50	ND<0.12	ND<0.19	ND<0.23	ND<0.21	ND<0.20	ND<0.18	ND<0.005	ND<0.3
				08/14/2026	ND<0.21	ND<0.28	ND<0.21	ND<0.50	ND<0.12	ND<0.19	ND<0.23	ND<0.21	ND<0.20	ND<0.18	ND<0.005	ND<0.3
			POET-Effluent	02/25/2025	ND<0.10	ND<0.10	ND<0.10	ND<0.10	ND<0.10	ND<0.10	ND<0.20	ND<0.10	ND<0.10	ND<0.10	ND<0.0094	ND<0.12
				03/25/2025	ND<0.19	ND<0.19	ND<0.13	ND<0.19	ND<0.13	ND<0.13	ND<0.14	ND<0.13	ND<0.15	ND<0.15	ND<0.005	ND<0.3
				05/06/2025	ND<0.19	ND<0.19	ND<0.13	ND<0.19	ND<0.13	ND<0.13	ND<0.14	ND<0.13	ND<0.15	ND<0.15	ND<0.005	ND<0.3
				06/25/2025	ND<0.19	ND<0.19	ND<0.13	ND<0.19	ND<0.13	ND<0.13	ND<0.14	ND<0.13	ND<0.15	ND<0.15	ND<0.005	ND<0.3
				08/22/2025	ND<0.19	ND<0.19	ND<0.13	ND<0.19	ND<0.13	ND<0.13	ND<0.14	ND<0.13	ND<0.15	ND<0.15	ND<0.005	ND<0.3
				10/22/2025	ND<0.19	ND<0.19	ND<0.13	ND<0.19	ND<0.13	ND<0.13	ND<0.14	ND<0.13	ND<0.15	ND<0.15	ND<0.005	ND<0.3
				12/16/2025	ND<0.19	ND<0.19	ND<0.13	ND<0.19	ND<0.13	ND<0.13	ND<0.14	ND<0.13	ND<0.15	ND<0.15	ND<0.005	ND<0.3
				02/09/2026	ND<0.19	ND<0.19	ND<0.13	ND<0.19	ND<0.13	ND<0.13	ND<0.14	ND<0.13	ND<0.15	ND<0.15	ND<0.005	ND<0.3
				04/10/2026	ND<0.21	ND<0.28	ND<0.21	ND<0.50	ND<0.12	ND<0.19	ND<0.23	ND<0.21	ND<0.20	ND<0.18	ND<0.005	ND<0.3
				06/10/2026	ND<0.21	ND<0.28	ND<0.21	ND<0.50	ND<0.12	ND<0.19	ND<0.23	ND<0.21	ND<0.20	ND<0.18	ND<0.005	ND<0.3
				08/14/2026	ND<0.21	ND<0.28	ND<0.21	ND<0.50	ND<0.12	ND<0.19	ND<0.23	ND<0.21	ND<0.20	ND<0.18	ND<0.005	ND<0.3
			Pool Water	04/15/2025	ND<0.19	ND<0.19	ND<0.13	ND<0.19	ND<0.13	ND<0.13	ND<0.14	ND<0.13	ND<0.15	ND<0.15	ND<0.005	ND<0.3
				06/01/2026	ND<0.21	ND<0.28	ND<0.21	ND<0.50	ND<0.12	ND<0.19	ND<0.23	ND<0.21	ND<0.20	ND<0.18	ND<0.005	ND<0.3
			Utility Sink	01/29/2025	ND<0.50	ND<0.50	ND<0.50	ND<0.50	ND<0.50	ND<0.50	ND<0.50	ND<0.50	ND<0.50	ND<0.50	ND<0.0095	ND<0.12
				02/26/2025	ND<0.10	ND<0.10	ND<0.10	ND<0.10	ND<0.10	ND<0.10	ND<0.20	ND<0.10	ND<0.10	ND<0.10	ND<0.0095	ND<0.12
			Laundry Room Sink	03/26/2025	ND<0.19	ND<0.19	ND<0.13	ND<0.19	ND<0.13	ND<0.13	ND<0.14	ND<0.13	ND<0.15	ND<0.15	ND<0.005	ND<0.3
			POET-Influent	04/21/2025	ND<0.19	ND<0.19	ND<0.13	ND<0.19	ND<0.13	ND<0.13	ND<0.14	ND<0.13	ND<0.15	ND<0.15	ND<0.005	ND<0.3
				06/03/2025	ND<0.19	ND<0.19	ND<0.13	ND<0.19	ND<0.13	ND<0.13	ND<0.14	ND<0.13	ND<0.15	ND<0.15	ND<0.005	ND<0.3
				08/26/2025	ND<0.19	ND<0.19	ND<0.13	ND<0.19	ND<0.13	ND<0.13	ND<0.14	ND<0.13	ND<0.15	ND<0.15	ND<0.005	ND<0.3
				11/03/2025	ND<0.19	ND<0.19	ND<0.13	ND<0.19	ND<0.13	ND<0.13	ND<0.14	ND<0.13	ND<0.15	ND<0.15	ND<0.005	ND<0.3
				01/12/2026	ND<0.19	ND<0.19	ND<0.13	ND<0.19	ND<0.13	ND<0.13	ND<0.14	ND<0.13	ND<0.15	ND<0.15	ND<0.005	ND<0.3
				03/17/2026	ND<0.21	ND<0.28	ND<0.21	ND<0.50	ND<0.12	ND<0.19	ND<0.23	ND<0.21	ND<0.20	ND<0.18	ND<0.005	ND<0.3
				05/27/2026	ND<0.21	ND<0.28	ND<0.21	ND<0.50	ND<0.12	ND<0.19	ND<0.23	ND<0.21	ND<0.20	ND<0.18	ND<0.005	ND<0.3
			POET-Midfluent	04/21/2025	ND<0.19	ND<0.19	ND<0.13	ND<0.19	ND<0.13	ND<0.13	ND<0.14	ND<0.13	ND<0.15	ND<0.15	ND<0.005	ND<0.3
				06/03/2025	ND<0.19	ND<0.19	ND<0.13	ND<0.19	ND<0.13	ND<0.13	ND<0.14	ND<0.13	ND<0.15	ND<0.15	ND<0.005	ND<0.3
				08/26/2025	ND<0.19	ND<0.19	ND<0.13	ND<0.19	ND<0.13	ND<0.13	ND<0.14	ND<0.13	ND<0.15	ND<0.15	ND<0.005	ND<0.3
				11/03/2025	ND<0.19	ND<0.19	ND<0.13	ND<0.19	ND<0.13	ND<0.13	ND<0.14	ND<0.13	ND<0.15	ND<0.15	ND<0.005	ND<0.3
				01/12/2026	ND<0.19	ND<0.19	ND<0.13	ND<0.19	ND<0.13	ND<0.13	ND<0.14	ND<0.13	ND<0.15	ND<0.15	ND<0.005	ND<0.3
				03/17/2026	ND<0.21	ND<0.28	ND<0.21	ND<0.50	ND<0.12	ND<0.19	ND<0.23	ND<0.21	ND<0.20	ND<0.18	ND<0.005	ND<0.3
				05/27/2026	ND<0.21	ND<0.28	ND<0.21	ND<0.50	ND<0.12	ND<0.19	ND<0.23	ND<0.21	ND<0.20	ND<0.18	ND<0.005	ND<0.3
			POET-Effluent	04/21/2025	ND<0.19	ND<0.19	ND<0.13	ND<0.19	ND<0.13	ND<0.13	ND<0.14	ND<0.13	ND<0.15	ND<0.15	ND<0.005	ND<0.3
				06/03/2025	ND<0.19	ND<0.19	ND<0.13	ND<0.19	ND<0.13	ND<0.13	ND<0.14	ND<0.13	ND<0.15	ND<0.15	ND<0.005	ND<0.3
				08/26/2025	ND<0.19	ND<0.19	ND<0.13	ND<0.19	ND<0.13	ND<0.13	ND<0.14	ND<0.13	ND<0.15	ND<0.15	ND<0.005	ND<0.3
				11/03/2025	ND<0.19	ND<0.19	ND<0.13	ND<0.19	ND<0.13	ND<0.13	ND<0.14	ND<0.13	ND<0.15	ND<0.15	ND<0.005	ND<0.3
				01/12/2026	ND<0.19	ND<0.19	ND<0.13	ND<0.19	ND<0.13	ND<0.13	ND<0.14	ND<0.13	ND<0.15	ND<0.15	ND<0.005	ND<0.3
				03/17/2026	ND<0.21	ND<0.28	ND<0.21	ND<0.50	ND<0.12	ND<0.19	ND<0.23	ND<0.21	ND<0.20	ND<0.18	ND<0.005	ND<0.3
				05/27/2026	ND<0.21	ND<0.28	ND<0.21	ND<0.50	ND<0.12	ND<0.19	ND<0.23	ND<0.21	ND<0.20	ND<0.18	ND<0.005	ND<0.3

Table 1
Potable Well Analytical Results Summary

Sample Address	Well Depth (feet)	Pump Depth (feet)	Sample Location	Date	Benzene (µg/L)	Toluene (µg/L)	Ethyl-benzene (µg/L)	Total Xylenes (µg/L)	MTBE (µg/L)	Isopropyl Benzene (µg/L)	Naph-thalene (µg/L)	1,2,4-Trimethyl-benzene (µg/L)	1,3,5-Trimethyl-benzene (µg/L)	1,2-Dichloro-ethane (µg/L)	1,2 Dibromo-ethane (µg/L)	Dissolved Lead (µg/L)
DEP MSCs for a Residential, Used Aquifer					**5**	**1,000**	**700**	**10,000**	**20**	**840**	**100**	**130**	**130**	**5**	**0.05**	**5**
Redacted			Kitchen Sink	01/23/2025	ND<0.50	ND<0.50	ND<0.50	ND<0.50	ND<0.50	ND<0.50	ND<0.50	ND<0.50	ND<0.50	ND<0.50	ND<0.0092	ND<0.12
			POET-Influent	03/04/2025	ND<0.19	ND<0.19	ND<0.13	ND<0.19	ND<0.13	ND<0.13	ND<0.14	ND<0.13	ND<0.15	ND<0.15	ND<0.005	ND<0.3
				03/28/2025	ND<0.19	ND<0.19	ND<0.13	ND<0.19	ND<0.13	ND<0.13	ND<0.14	ND<0.13	ND<0.15	ND<0.15	ND<0.005	ND<0.3
				05/12/2025	ND<0.19	ND<0.19	ND<0.13	ND<0.19	ND<0.13	ND<0.13	ND<0.14	ND<0.13	ND<0.15	ND<0.15	ND<0.005	ND<0.3
				07/29/2025	ND<0.19	ND<0.19	ND<0.13	ND<0.19	ND<0.13	ND<0.13	ND<0.14	ND<0.13	ND<0.15	ND<0.15	ND<0.005	ND<0.3
				09/22/2025	ND<0.19	ND<0.19	ND<0.13	ND<0.19	ND<0.13	ND<0.13	ND<0.14	ND<0.13	ND<0.15	ND<0.15	ND<0.005	1.4
				11/17/2025	ND<0.19	ND<0.19	ND<0.13	ND<0.19	ND<0.13	ND<0.13	ND<0.14	ND<0.13	ND<0.15	ND<0.15	ND<0.005	ND<0.3
				01/12/2026	ND<0.19	ND<0.19	ND<0.13	ND<0.19	ND<0.13	ND<0.13	ND<0.14	ND<0.13	ND<0.15	ND<0.15	ND<0.005	ND<0.3
				03/10/2026	ND<0.21	ND<0.28	ND<0.21	ND<0.50	ND<0.12	ND<0.19	ND<0.23	ND<0.21	ND<0.20	ND<0.18	ND<0.005	ND<0.3
				05/11/2026	ND<0.21	ND<0.28	ND<0.21	ND<0.50	ND<0.12	ND<0.19	ND<0.23	ND<0.21	ND<0.20	ND<0.18	ND<0.005	ND<0.3
				07/10/2026	ND<0.21	ND<0.28	ND<0.21	ND<0.50	ND<0.12	ND<0.19	ND<0.23	ND<0.21	ND<0.20	ND<0.18	ND<0.005	ND<0.3
			POET-Midfluent	03/04/2025	ND<0.19	ND<0.19	ND<0.13	ND<0.19	ND<0.13	ND<0.13	ND<0.14	ND<0.13	ND<0.15	ND<0.15	ND<0.005	ND<0.3
				03/28/2025	ND<0.19	ND<0.19	ND<0.13	ND<0.19	ND<0.13	ND<0.13	ND<0.14	ND<0.13	ND<0.15	ND<0.15	ND<0.005	ND<0.3
				05/12/2025	ND<0.19	ND<0.19	ND<0.13	ND<0.19	ND<0.13	ND<0.13	ND<0.14	ND<0.13	ND<0.15	ND<0.15	ND<0.005	ND<0.3
				07/29/2025	ND<0.19	ND<0.19	ND<0.13	ND<0.19	ND<0.13	ND<0.13	ND<0.14	ND<0.13	ND<0.15	ND<0.15	ND<0.005	ND<0.3
				09/22/2025	ND<0.19	ND<0.19	ND<0.13	ND<0.19	ND<0.13	ND<0.13	ND<0.14	ND<0.13	ND<0.15	ND<0.15	ND<0.005	1.90
				11/17/2025	ND<0.19	ND<0.19	ND<0.13	ND<0.19	ND<0.13	ND<0.13	ND<0.14	ND<0.13	ND<0.15	ND<0.15	ND<0.005	ND<0.3
				01/12/2026	ND<0.19	ND<0.19	ND<0.13	ND<0.19	ND<0.13	ND<0.13	ND<0.14	ND<0.13	ND<0.15	ND<0.15	ND<0.005	ND<0.3
				03/10/2026	ND<0.21	ND<0.28	ND<0.21	ND<0.50	ND<0.12	ND<0.19	ND<0.23	ND<0.21	ND<0.20	ND<0.18	ND<0.005	ND<0.3
				05/11/2026	ND<0.21	ND<0.28	ND<0.21	ND<0.50	ND<0.12	ND<0.19	ND<0.23	ND<0.21	ND<0.20	ND<0.18	ND<0.005	ND<0.3
				07/10/2026	ND<0.21	ND<0.28	ND<0.21	ND<0.50	ND<0.12	ND<0.19	ND<0.23	ND<0.21	ND<0.20	ND<0.18	ND<0.005	ND<0.3
			POET-Effluent	03/04/2025	ND<0.19	ND<0.19	ND<0.13	ND<0.19	ND<0.13	ND<0.13	ND<0.14	ND<0.13	ND<0.15	ND<0.15	ND<0.005	ND<0.3
				03/28/2025	ND<0.19	ND<0.19	ND<0.13	ND<0.19	ND<0.13	ND<0.13	ND<0.14	ND<0.13	ND<0.15	ND<0.15	ND<0.005	ND<0.3
				05/12/2025	ND<0.19	ND<0.19	ND<0.13	ND<0.19	ND<0.13	ND<0.13	ND<0.14	ND<0.13	ND<0.15	ND<0.15	ND<0.005	ND<0.3
				07/29/2025	ND<0.19	ND<0.19	ND<0.13	ND<0.19	ND<0.13	ND<0.13	ND<0.14	ND<0.13	ND<0.15	ND<0.15	ND<0.005	ND<0.3
				09/22/2025	ND<0.19	ND<0.19	ND<0.13	ND<0.19	ND<0.13	ND<0.13	ND<0.14	ND<0.13	ND<0.15	ND<0.15	ND<0.005	ND<0.3
				11/17/2025	ND<0.19	ND<0.19	ND<0.13	ND<0.19	ND<0.13	ND<0.13	ND<0.14	ND<0.13	ND<0.15	ND<0.15	ND<0.005	ND<0.3
				01/12/2026	ND<0.19	ND<0.19	ND<0.13	ND<0.19	ND<0.13	ND<0.13	ND<0.14	ND<0.13	ND<0.15	ND<0.15	ND<0.005	ND<0.3
				03/10/2026	ND<0.21	ND<0.28	ND<0.21	ND<0.50	ND<0.12	ND<0.19	ND<0.23	ND<0.21	ND<0.20	ND<0.18	ND<0.005	ND<0.3
				05/11/2026	ND<0.21	ND<0.28	ND<0.21	ND<0.50	ND<0.12	ND<0.19	ND<0.23	ND<0.21	ND<0.20	ND<0.18	ND<0.005	ND<0.3
				07/10/2026	ND<0.21	ND<0.28	ND<0.21	ND<0.50	ND<0.12	ND<0.19	ND<0.23	ND<0.21	ND<0.20	ND<0.18	ND<0.005	ND<0.3

Table 1
Potable Well Analytical Results Summary

Sample Address	Well Depth (feet)	Pump Depth (feet)	Sample Location	Date	Benzene (µg/L)	Toluene (µg/L)	Ethyl-benzene (µg/L)	Total Xylenes (µg/L)	MTBE (µg/L)	Isopropyl Benzene (µg/L)	Naph-thalene (µg/L)	1,2,4-Trimethyl-benzene (µg/L)	1,3,5-Trimethyl-benzene (µg/L)	1,2-Dichloro-ethane (µg/L)	1,2 Dibromo-ethane (µg/L)	Dissolved Lead (µg/L)
DEP MSCs for a Residential, Used Aquifer					5	1,000	700	10,000	20	840	100	130	130	5	0.05	5
Redacted			Bladder Tank	01/28/2025	ND<0.50	ND<0.50	ND<0.50	ND<0.50	ND<0.50	ND<0.50	ND<0.50	ND<0.50	ND<0.50	ND<0.50	ND<0.0092	0.16 J
			Pressure Tank	02/21/2025	ND<0.10	ND<0.10	ND<0.10	ND<0.10	ND<0.10	ND<0.10	ND<0.20	ND<0.10	ND<0.10	ND<0.10	ND<0.0095	ND<0.12
			POET-Influent	03/13/2025	ND<0.19	ND<0.19	ND<0.13	ND<0.19	ND<0.13	ND<0.13	ND<0.14	ND<0.13	ND<0.15	ND<0.15	ND<0.005	0.4 J
				04/09/2025	ND<0.19	ND<0.19	ND<0.13	ND<0.19	ND<0.13	ND<0.13	ND<0.14	ND<0.13	ND<0.15	ND<0.15	ND<0.005	0.5 J
				05/06/2025	ND<0.19	ND<0.19	ND<0.13	ND<0.19	ND<0.13	ND<0.13	ND<0.14	ND<0.13	ND<0.15	ND<0.15	ND<0.005	ND<0.3
				07/28/2025	ND<0.19	ND<0.19	ND<0.13	ND<0.19	ND<0.13	ND<0.13	ND<0.14	ND<0.13	ND<0.15	ND<0.15	ND<0.005	ND<0.3
				09/24/2025	ND<0.19	ND<0.19	ND<0.13	ND<0.19	ND<0.13	ND<0.13	ND<0.14	ND<0.13	ND<0.15	ND<0.15	ND<0.005	ND<0.3
				12/04/2025	ND<0.19	ND<0.19	ND<0.13	ND<0.19	ND<0.13	ND<0.13	ND<0.14	ND<0.13	ND<0.15	ND<0.15	ND<0.005	ND<0.3
				02/03/2026	ND<0.19	ND<0.19	ND<0.13	ND<0.19	ND<0.13	ND<0.13	ND<0.14	ND<0.13	ND<0.15	ND<0.15	ND<0.005	ND<0.3
				04/01/2026	ND<0.21	ND<0.28	ND<0.21	ND<0.50	ND<0.12	ND<0.19	ND<0.23	ND<0.21	ND<0.20	ND<0.18	ND<0.005	ND<0.3
				06/01/2026	ND<0.21	ND<0.28	ND<0.21	ND<0.50	ND<0.12	ND<0.19	ND<0.23	ND<0.21	ND<0.20	ND<0.18	ND<0.005	ND<0.3
				07/27/2026	ND<0.21	ND<0.28	ND<0.21	ND<0.50	ND<0.12	ND<0.19	ND<0.23	ND<0.21	ND<0.20	ND<0.18	ND<0.005	ND<0.3
			POET-Midfluent	03/13/2025	ND<0.19	ND<0.19	ND<0.13	ND<0.19	ND<0.13	ND<0.13	ND<0.14	ND<0.13	ND<0.15	ND<0.15	ND<0.005	ND<0.3
				04/09/2025	ND<0.19	ND<0.19	ND<0.13	ND<0.19	ND<0.13	ND<0.13	ND<0.14	ND<0.13	ND<0.15	ND<0.15	ND<0.005	ND<0.3
				05/06/2025	ND<0.19	ND<0.19	ND<0.13	ND<0.19	ND<0.13	ND<0.13	ND<0.14	ND<0.13	ND<0.15	ND<0.15	ND<0.005	ND<0.3
				07/28/2025	ND<0.19	ND<0.19	ND<0.13	ND<0.19	ND<0.13	ND<0.13	ND<0.14	ND<0.13	ND<0.15	ND<0.15	ND<0.005	ND<0.3
				09/24/2025	ND<0.19	ND<0.19	ND<0.13	ND<0.19	ND<0.13	ND<0.13	ND<0.14	ND<0.13	ND<0.15	ND<0.15	ND<0.005	0.9 J
				12/04/2025	ND<0.19	ND<0.19	ND<0.13	ND<0.19	ND<0.13	ND<0.13	ND<0.14	ND<0.13	ND<0.15	ND<0.15	ND<0.005	ND<0.3
				02/03/2026	ND<0.19	ND<0.19	ND<0.13	ND<0.19	ND<0.13	ND<0.13	ND<0.14	ND<0.13	ND<0.15	ND<0.15	ND<0.005	ND<0.3
				04/01/2026	ND<0.21	ND<0.28	ND<0.21	ND<0.50	ND<0.12	ND<0.19	ND<0.23	ND<0.21	ND<0.20	ND<0.18	ND<0.005	ND<0.3
				06/01/2026	ND<0.21	ND<0.28	ND<0.21	ND<0.50	ND<0.12	ND<0.19	ND<0.23	ND<0.21	ND<0.20	ND<0.18	ND<0.005	ND<0.3
				07/27/2026	ND<0.21	ND<0.28	ND<0.21	ND<0.50	ND<0.12	ND<0.19	ND<0.23	ND<0.21	ND<0.20	ND<0.18	ND<0.005	ND<0.3
			Kitchen Sink (Effluent)	02/21/2025	ND<0.10	ND<0.10	ND<0.10	ND<0.10	ND<0.10	ND<0.10	ND<0.20	ND<0.10	ND<0.10	ND<0.10	ND<0.0094	ND<0.12
				03/13/2025	ND<0.19	ND<0.19	ND<0.13	ND<0.19	ND<0.13	ND<0.13	ND<0.14	ND<0.13	ND<0.15	ND<0.15	ND<0.005	ND<0.3
				05/06/2025	ND<0.19	ND<0.19	ND<0.13	ND<0.19	ND<0.13	ND<0.13	ND<0.14	ND<0.13	ND<0.15	ND<0.15	ND<0.005	ND<0.3
				07/28/2025	ND<0.19	ND<0.19	ND<0.13	ND<0.19	ND<0.13	ND<0.13	ND<0.14	ND<0.13	ND<0.15	ND<0.15	ND<0.005	ND<0.3
				09/24/2025	ND<0.19	ND<0.19	ND<0.13	ND<0.19	ND<0.13	ND<0.13	ND<0.14	ND<0.13	ND<0.15	ND<0.15	ND<0.005	0.5 J
				02/03/2026	ND<0.19	ND<0.19	ND<0.13	ND<0.19	ND<0.13	ND<0.13	ND<0.14	ND<0.13	ND<0.15	ND<0.15	ND<0.005	ND<0.3
				04/01/2026	ND<0.21	ND<0.28	ND<0.21	ND<0.50	ND<0.12	ND<0.19	ND<0.23	ND<0.21	ND<0.20	ND<0.18	ND<0.005	ND<0.3
				06/01/2026	ND<0.21	ND<0.28	ND<0.21	ND<0.50	ND<0.12	ND<0.19	ND<0.23	ND<0.21	ND<0.20	ND<0.18	ND<0.005	ND<0.3
				07/27/2026	ND<0.21	ND<0.28	ND<0.21	ND<0.50	ND<0.12	ND<0.19	ND<0.23	ND<0.21	ND<0.20	ND<0.18	ND<0.005	ND<0.3
			POET-Effluent	03/13/2025	ND<0.19	ND<0.19	ND<0.13	ND<0.19	ND<0.13	ND<0.13	ND<0.14	ND<0.13	ND<0.15	ND<0.15	ND<0.005	ND<0.3
				04/09/2025	ND<0.19	ND<0.19	ND<0.13	ND<0.19	ND<0.13	ND<0.13	ND<0.14	ND<0.13	ND<0.15	ND<0.15	ND<0.005	ND<0.3
				12/04/2025	ND<0.19	ND<0.19	ND<0.13	ND<0.19	ND<0.13	ND<0.13	ND<0.14	ND<0.13	ND<0.15	ND<0.15	ND<0.005	ND<0.3
			Pressure Tank	01/23/2025	ND<0.10	ND<0.10	ND<0.10	ND<0.10	ND<0.10	ND<0.10	ND<0.20	ND<0.10	ND<0.10	ND<0.10	ND<0.0091	0.19 J
				03/21/2025	ND<0.19	ND<0.19	ND<0.13	ND<0.19	ND<0.13	ND<0.13	ND<0.14	ND<0.13	ND<0.15	ND<0.15	ND<0.005	ND<0.3
				06/18/2025	ND<0.19	ND<0.19	ND<0.13	ND<0.19	ND<0.13	ND<0.13	ND<0.14	ND<0.13	ND<0.15	ND<0.15	ND<0.005	ND<0.3
				08/19/2025	ND<0.19	ND<0.19	ND<0.13	ND<0.19	ND<0.13	ND<0.13	ND<0.14	ND<0.13	ND<0.15	ND<0.15	ND<0.005	ND<0.3
				10/17/2025	ND<0.19	ND<0.19	ND<0.13	ND<0.19	ND<0.13	ND<0.13	ND<0.14	ND<0.13	ND<0.15	ND<0.15	ND<0.005	ND<0.3
				01/30/2026	ND<0.19	ND<0.19	ND<0.13	ND<0.19	ND<0.13	ND<0.13	ND<0.14	ND<0.13	ND<0.15	ND<0.15	ND<0.005	ND<0.3
				04/17/2026	ND<0.21	ND<0.28	ND<0.21	ND<0.50	ND<0.12	ND<0.19	ND<0.23	ND<0.21	ND<0.20	ND<0.18	ND<0.005	ND<0.3
				07/17/2026	ND<0.21	ND<0.28	ND<0.21	ND<0.50	ND<0.12	ND<0.19	ND<0.23	ND<0.21	ND<0.20	ND<0.18	ND<0.005	ND<0.3
			POET-Midfluent	06/18/2025	ND<0.19	ND<0.19	ND<0.13	ND<0.19	ND<0.13	ND<0.13	ND<0.14	ND<0.13	ND<0.15	ND<0.15	ND<0.005	1.0
				08/19/2025	ND<0.19	ND<0.19	ND<0.13	ND<0.19	ND<0.13	ND<0.13	ND<0.14	ND<0.13	ND<0.15	ND<0.15	ND<0.005	ND<0.3
				10/17/2025	ND<0.19	ND<0.19	ND<0.13	ND<0.19	ND<0.13	ND<0.13	ND<0.14	ND<0.13	ND<0.15	ND<0.15	ND<0.005	ND<0.3
				01/30/2026	ND<0.19	ND<0.19	ND<0.13	ND<0.19	ND<0.13	0.94	ND<0.14	ND<0.13	ND<0.15	ND<0.15	ND<0.005	ND<0.3
				04/17/2026	ND<0.21	ND<0.28	ND<0.21	ND<0.50	ND<0.12	0.22 J	ND<0.23	ND<0.21	ND<0.20	ND<0.18	ND<0.005	ND<0.3
				07/17/2026	ND<0.21	ND<0.28	ND<0.21	ND<0.50	ND<0.12	ND<0.19	ND<0.23	ND<0.21	ND<0.20	ND<0.18	ND<0.005	0.4 J
			Kitchen Sink (First Floor)	02/22/2025	ND<0.10	ND<0.10	ND<0.10	ND<0.10	ND<0.10	ND<0.10	ND<0.20	ND<0.10	ND<0.10	ND<0.10	ND<0.0094	ND<0.12
			Kitchen Sink	04/24/2025	ND<0.19	ND<0.19	ND<0.13	ND<0.19	ND<0.13	ND<0.13	ND<0.14	ND<0.13	ND<0.15	ND<0.15	ND<0.005	ND<0.3
				06/18/2025	ND<0.19	0.49 J	ND<0.13	ND<0.19	ND<0.13	ND<0.13	ND<0.14	ND<0.13	0.36 J	ND<0.15	ND<0.005	ND<0.3
				08/19/2025	ND<0.19	ND<0.19	ND<0.13	ND<0.19	ND<0.13	ND<0.13	ND<0.14	ND<0.13	ND<0.15	ND<0.15	ND<0.005	0.4 J
			Upstairs Bathroom Sink	04/17/2026	ND<0.21	ND<0.28	ND<0.21	ND<0.50	ND<0.12	ND<0.19	ND<0.23	ND<0.21	ND<0.20	ND<0.18	ND<0.005	1.7
				07/17/2026	ND<0.21	ND<0.28	ND<0.21	ND<0.50	ND<0.12	ND<0.19	ND<0.23	ND<0.21	ND<0.20	ND<0.18	ND<0.005	0.7 J
			Bathroom Sink	10/17/2025	ND<0.19	ND<0.19	ND<0.13	ND<0.19	ND<0.13	ND<0.13	ND<0.14	ND<0.13	ND<0.15	ND<0.15	ND<0.005	ND<0.3
				01/30/2026	ND<0.19	ND<0.19	ND<0.13	ND<0.19	ND<0.13	ND<0.13	ND<0.14	ND<0.13	ND<0.15	ND<0.15	ND<0.005	0.6 J
			Kitchen Sink	01/23/2025	ND<0.10	ND<0.10	ND<0.10	ND<0.10	ND<0.10	ND<0.10	ND<0.20	ND<0.10	ND<0.10	ND<0.10	ND<0.0092	ND<0.12
				02/21/2025	ND<0.10	ND<0.10	ND<0.10	ND<0.10	ND<0.10	ND<0.10	ND<0.20	ND<0.10	ND<0.10	ND<0.10	ND<0.0095	ND<0.12
			POET-Influent	03/20/2025	ND<0.19	ND<0.19	ND<0.13	ND<0.19	ND<0.13	ND<0.13	ND<0.14	ND<0.13	ND<0.15	ND<0.15	ND<0.005	ND<0.3
				04/29/2025	ND<0.19	ND<0.19	ND<0.13	ND<0.19	ND<0.13	ND<0.13	ND<0.14	ND<0.13	ND<0.15	ND<0.15	ND<0.005	ND<0.3
				07/03/2025	ND<0.19	ND<0.19	ND<0.13	ND<0.19	ND<0.13	ND<0.13	ND<0.14	ND<0.13	ND<0.15	ND<0.15	ND<0.005	ND<0.3
				10/02/2025	ND<0.19	ND<0.19	ND<0.13	ND<0.19	ND<0.13	ND<0.13	ND<0.14	ND<0.13	ND<0.15	ND<0.15	ND<0.005	ND<0.3
				12/09/2025	ND<0.19	ND<0.19	ND<0.13	ND<0.19	ND<0.13	ND<0.13	ND<0.14	ND<0.13	ND<0.15	ND<0.15	ND<0.005	ND<0.3
				04/22/2026	ND<0.21	ND<0.28	ND<0.21	ND<0.50	ND<0.12	ND<0.19	ND<0.23	ND<0.21	ND<0.20	ND<0.18	ND<0.005	ND<0.3
				07/02/2026	ND<0.21	ND<0.28	ND<0.21	ND<0.50	ND<0.12	ND<0.19	ND<0.23	ND<0.21	ND<0.20	ND<0.18	ND<0.005	ND<0.3
			POET-Midfluent	03/20/2025	ND<0.19	ND<0.19	ND<0.13	ND<0.19	ND<0.13	ND<0.13	ND<0.14	ND<0.13	ND<0.15	ND<0.15	ND<0.005	ND<0.3
				04/29/2025	ND<0.19	ND<0.19	ND<0.13	ND<0.19	ND<0.13	ND<0.13	ND<0.14	ND<0.13	ND<0.15	ND<0.15	ND<0.005	ND<0.3
				07/03/2025	ND<0.19	ND<0.19	ND<0.13	ND<0.19	ND<0.13	ND<0.13	ND<0.14	ND<0.13	ND<0.15	ND<0.15	ND<0.005	ND<0.3
				10/02/2025	ND<0.19	ND<0.19	ND<0.13	ND<0.19	ND<0.13	ND<0.13	ND<0.14	ND<0.13	ND<0.15	ND<0.15	ND<0.005	ND<0.3
				12/09/2025	ND<0.19	ND<0.19	ND<0.13	ND<0.19	ND<0.13	ND<0.13	ND<0.14	ND<0.13	ND<0.15	ND<0.15	ND<0.005	ND<0.3
				04/22/2026	ND<0.21	ND<0.28	ND<0.21	ND<0.50	ND<0.12	ND<0.19	ND<0.23	ND<0.21	ND<0.20	ND<0.18	ND<0.005	ND<0.3
				07/02/2026	ND<0.21	ND<0.28	ND<0.21	ND<0.50	ND<0.12	ND<0.19	ND<0.23	ND<0.21	ND<0.20	ND<0.18	ND<0.005	ND<0.3
			POET-Effluent	03/20/2025	ND<0.19	ND<0.19	ND<0.13	ND<0.19	ND<0.13	ND<0.13	ND<0.14	ND<0.13	ND<0.15	ND<0.15	ND<0.005	ND<0.3
				04/29/2025	ND<0.19	ND<0.19	ND<0.13	ND<0.19	ND<0.13	ND<0.13	ND<0.14	ND<0.13	ND<0.15	ND<0.15	ND<0.005	ND<0.3
				07/03/2025	ND<0.19	ND<0.19	ND<0.13	ND<0.19	ND<0.13	ND<0.13	ND<0.14	ND<0.13	ND<0.15	ND<0.15	ND<0.005	ND<0.3
				10/02/2025	ND<0.19	ND<0.19	ND<0.13	ND<0.19	ND<0.13	ND<0.13	ND<0.14	ND<0.13	ND<0.15	ND<0.15	ND<0.005	ND<0.3
				12/09/2025	ND<0.19	ND<0.19	ND<0.13	ND<0.19	ND<0.13	ND<0.13	ND<0.14	ND<0.13	ND<0.15	ND<0.15	ND<0.005	ND<0.3
				04/22/2026	ND<0.21	ND<0.28	ND<0.21	ND<0.50	ND<0.12	ND<0.19	ND<0.23	ND<0.21	ND<0.20	ND<0.18	ND<0.005	ND<0.3
				07/02/2026	ND<0.21	ND<0.28	ND<0.21	ND<0.50	ND<0.12	ND<0.19	ND<0.23	ND<0.21	ND<0.20	ND<0.18	ND<0.005	ND<0.3

Table 1
Potable Well Analytical Results Summary

Sample Address	Well Depth (feet)	Pump Depth (feet)	Sample Location	Date	Benzene (µg/L)	Toluene (µg/L)	Ethyl-benzene (µg/L)	Total Xylenes (µg/L)	MTBE (µg/L)	Isopropyl Benzene (µg/L)	Naph-thalene (µg/L)	1,2,4-Trimethyl-benzene (µg/L)	1,3,5-Trimethyl-benzene (µg/L)	1,2-Dichloro-ethane (µg/L)	1,2 Dibromo-ethane (µg/L)	Dissolved Lead (µg/L)
DEP MSCs for a Residential, Used Aquifer					5	1,000	700	10,000	20	840	100	130	130	5	0.05	5
Redacted			Bladder Tank	01/24/2025	ND<0.10	ND<0.10	ND<0.10	ND<0.10	ND<0.10	ND<0.10	ND<0.20	ND<0.10	ND<0.10	ND<0.10	ND<0.0094	0.63
			Basement (Influent)	02/21/2025	ND<0.10	ND<0.10	ND<0.10	ND<0.10	ND<0.10	ND<0.10	ND<0.20	ND<0.10	ND<0.10	ND<0.10	ND<0.0095	0.36 J
			POET-Influent	03/14/2025	ND<0.19	ND<0.19	ND<0.13	ND<0.19	ND<0.13	ND<0.13	ND<0.14	ND<0.13	ND<0.15	ND<0.15	ND<0.005	ND<0.3
				04/07/2025	ND<0.19	ND<0.19	ND<0.13	ND<0.19	ND<0.13	ND<0.13	ND<0.14	ND<0.13	ND<0.15	ND<0.15	ND<0.005	ND<0.3
				05/09/2025	ND<0.19	ND<0.19	ND<0.13	ND<0.19	ND<0.13	ND<0.13	ND<0.14	ND<0.13	ND<0.15	ND<0.15	ND<0.005	ND<0.3
				07/11/2025	ND<0.19	ND<0.19	ND<0.13	ND<0.19	ND<0.13	ND<0.13	ND<0.14	ND<0.13	ND<0.15	ND<0.15	ND<0.005	ND<0.3
				09/19/2025	ND<0.19	ND<0.19	ND<0.13	ND<0.19	ND<0.13	ND<0.13	ND<0.14	ND<0.13	ND<0.15	ND<0.15	ND<0.005	1.1
				12/18/2025	ND<0.19	ND<0.19	ND<0.13	ND<0.19	ND<0.13	ND<0.13	ND<0.14	ND<0.13	ND<0.15	ND<0.15	ND<0.005	ND<0.3
				03/13/2026	ND<0.21	ND<0.28	ND<0.21	ND<0.50	ND<0.12	ND<0.19	ND<0.23	ND<0.21	ND<0.20	ND<0.18	NA	ND<0.3
				05/14/2026	ND<0.21	ND<0.28	ND<0.21	ND<0.50	ND<0.12	ND<0.19	ND<0.23	ND<0.21	ND<0.20	ND<0.18	ND<0.005	ND<0.3
				07/15/2026	ND<0.21	ND<0.28	ND<0.21	ND<0.50	ND<0.12	ND<0.19	ND<0.23	ND<0.21	ND<0.20	ND<0.18	ND<0.005	ND<0.3
			POET-Midfluent	03/14/2025	ND<0.19	ND<0.19	ND<0.13	ND<0.19	ND<0.13	ND<0.13	ND<0.14	ND<0.13	ND<0.15	ND<0.15	ND<0.005	ND<0.3
				04/07/2025	ND<0.19	ND<0.19	ND<0.13	ND<0.19	ND<0.13	ND<0.13	ND<0.14	ND<0.13	ND<0.15	ND<0.15	ND<0.005	ND<0.3
				05/09/2025	ND<0.19	ND<0.19	ND<0.13	ND<0.19	ND<0.13	ND<0.13	ND<0.14	ND<0.13	ND<0.15	ND<0.15	ND<0.005	ND<0.3
				07/11/2025	ND<0.19	ND<0.19	ND<0.13	ND<0.19	ND<0.13	ND<0.13	ND<0.14	ND<0.13	ND<0.15	ND<0.15	ND<0.005	ND<0.3
				09/19/2025	ND<0.19	ND<0.19	ND<0.13	ND<0.19	ND<0.13	ND<0.13	ND<0.14	ND<0.13	ND<0.15	ND<0.15	ND<0.005	ND<0.3
				12/18/2025	ND<0.19	ND<0.19	ND<0.13	ND<0.19	ND<0.13	ND<0.13	ND<0.14	ND<0.13	ND<0.15	ND<0.15	ND<0.005	ND<0.3
				03/13/2026	ND<0.21	ND<0.28	ND<0.21	ND<0.50	ND<0.12	ND<0.19	ND<0.23	ND<0.21	ND<0.20	ND<0.18	ND<0.005	ND<0.3
				05/14/2026	ND<0.21	ND<0.28	ND<0.21	ND<0.50	ND<0.12	ND<0.19	ND<0.23	ND<0.21	ND<0.20	ND<0.18	ND<0.005	ND<0.3
				07/15/2026	ND<0.21	ND<0.28	ND<0.21	ND<0.50	ND<0.12	ND<0.19	ND<0.23	ND<0.21	ND<0.20	ND<0.18	ND<0.005	ND<0.3
			Kitchen Sink (Effluent)	02/21/2025	ND<0.10	ND<0.10	ND<0.10	ND<0.10	ND<0.10	ND<0.10	ND<0.20	ND<0.10	ND<0.10	ND<0.10	ND<0.0095	ND<0.12
				02/22/2025	ND<0.10	ND<0.10	ND<0.10	ND<0.10	ND<0.10	ND<0.10	ND<0.20	ND<0.10	ND<0.10	ND<0.10	ND<0.0094	ND<0.12
			POET-Effluent	03/14/2025	ND<0.19	ND<0.19	ND<0.13	ND<0.19	ND<0.13	ND<0.13	ND<0.14	ND<0.13	ND<0.15	ND<0.15	ND<0.005	ND<0.3
				04/07/2025	ND<0.19	ND<0.19	ND<0.13	ND<0.19	ND<0.13	ND<0.13	ND<0.14	ND<0.13	ND<0.15	ND<0.15	ND<0.005	ND<0.3
				05/09/2025	ND<0.19	ND<0.19	ND<0.13	ND<0.19	ND<0.13	ND<0.13	ND<0.14	ND<0.13	ND<0.15	ND<0.15	ND<0.005	ND<0.3
				07/11/2025	ND<0.19	ND<0.19	ND<0.13	ND<0.19	ND<0.13	ND<0.13	ND<0.14	ND<0.13	ND<0.15	ND<0.15	ND<0.005	ND<0.3
				09/19/2025	ND<0.19	ND<0.19	ND<0.13	ND<0.19	ND<0.13	ND<0.13	ND<0.14	ND<0.13	ND<0.15	ND<0.15	ND<0.005	ND<0.3
				12/18/2025	ND<0.19	ND<0.19	ND<0.13	ND<0.19	ND<0.13	ND<0.13	ND<0.14	ND<0.13	ND<0.15	ND<0.15	ND<0.005	ND<0.3
				03/13/2026	ND<0.21	ND<0.28	ND<0.21	ND<0.50	ND<0.12	ND<0.19	ND<0.23	ND<0.21	ND<0.20	ND<0.18	ND<0.005	ND<0.3
				05/14/2026	ND<0.21	ND<0.28	ND<0.21	ND<0.50	ND<0.12	ND<0.19	ND<0.23	ND<0.21	ND<0.20	ND<0.18	ND<0.005	ND<0.3
				07/15/2026	ND<0.21	ND<0.28	ND<0.21	ND<0.50	ND<0.12	ND<0.19	ND<0.23	ND<0.21	ND<0.20	ND<0.18	ND<0.005	ND<0.3
			Kitchen Sink	01/31/2025	ND<0.10	ND<0.10	ND<0.10	ND<0.10	ND<0.10	ND<0.10	ND<0.20	ND<0.10	ND<0.10	ND<0.10	ND<0.0094	ND<0.12
			Kitchen Sink (First Floor)	02/21/2025	ND<0.10	ND<0.10	ND<0.10	ND<0.10	ND<0.10	ND<0.10	ND<0.20	ND<0.10	ND<0.10	ND<0.10	ND<0.0095	ND<0.12
			POET-Influent	03/13/2025	ND<0.19	ND<0.19	ND<0.13	ND<0.19	ND<0.13	ND<0.13	ND<0.14	ND<0.13	ND<0.15	ND<0.15	ND<0.005	ND<0.3
				04/09/2025	ND<0.19	ND<0.19	ND<0.13	ND<0.19	ND<0.13	ND<0.13	ND<0.14	ND<0.13	ND<0.15	ND<0.15	ND<0.005	ND<0.3
				05/09/2025	ND<0.19	ND<0.19	ND<0.13	ND<0.19	ND<0.13	ND<0.13	ND<0.14	ND<0.13	ND<0.15	ND<0.15	ND<0.005	ND<0.3
				06/30/2025	ND<0.19	ND<0.19	ND<0.13	ND<0.19	ND<0.13	ND<0.13	ND<0.14	ND<0.13	ND<0.15	ND<0.15	ND<0.005	ND<0.3
				08/26/2025	ND<0.19	ND<0.19	ND<0.13	ND<0.19	ND<0.13	ND<0.13	ND<0.14	ND<0.13	ND<0.15	ND<0.15	ND<0.005	ND<0.3
				10/21/2025	ND<0.19	ND<0.19	ND<0.13	ND<0.19	ND<0.13	ND<0.13	ND<0.14	ND<0.13	ND<0.15	ND<0.15	ND<0.005	ND<0.3
				12/18/2025	ND<0.19	ND<0.19	ND<0.13	ND<0.19	ND<0.13	ND<0.13	ND<0.14	ND<0.13	ND<0.15	ND<0.15	ND<0.005	ND<0.3
				02/24/2026	ND<0.19	ND<0.19	ND<0.13	ND<0.19	ND<0.13	ND<0.13	ND<0.14	ND<0.13	ND<0.15	ND<0.15	ND<0.005	ND<0.3
				04/21/2026	ND<0.21	ND<0.28	ND<0.21	ND<0.50	ND<0.12	ND<0.19	ND<0.23	ND<0.21	ND<0.20	ND<0.18	ND<0.005	ND<0.3
				06/17/2026	ND<0.21	ND<0.28	ND<0.21	ND<0.50	ND<0.12	ND<0.19	ND<0.23	ND<0.21	ND<0.20	ND<0.18	ND<0.005	ND<0.3
				08/19/2026	ND<0.21	ND<0.28	ND<0.21	ND<0.50	ND<0.12	ND<0.19	ND<0.23	ND<0.21	ND<0.20	ND<0.18	ND<0.005	ND<0.3
			POET-Midfluent	03/13/2025	ND<0.19	ND<0.19	ND<0.13	ND<0.19	ND<0.13	ND<0.13	ND<0.14	ND<0.13	ND<0.15	ND<0.15	ND<0.005	ND<0.3
				04/09/2025	ND<0.19	ND<0.19	ND<0.13	ND<0.19	ND<0.13	ND<0.13	ND<0.14	ND<0.13	ND<0.15	ND<0.15	ND<0.005	ND<0.3
				05/09/2025	ND<0.19	ND<0.19	ND<0.13	ND<0.19	ND<0.13	ND<0.13	ND<0.14	ND<0.13	ND<0.15	ND<0.15	ND<0.005	ND<0.3
				06/30/2025	ND<0.19	ND<0.19	ND<0.13	ND<0.19	ND<0.13	ND<0.13	ND<0.14	ND<0.13	ND<0.15	ND<0.15	ND<0.005	1.6
				08/26/2025	ND<0.19	ND<0.19	ND<0.13	ND<0.19	ND<0.13	ND<0.13	ND<0.14	ND<0.13	ND<0.15	ND<0.15	ND<0.005	ND<0.3
				10/21/2025	ND<0.19	ND<0.19	ND<0.13	ND<0.19	ND<0.13	ND<0.13	ND<0.14	ND<0.13	ND<0.15	ND<0.15	ND<0.005	ND<0.3
				12/18/2025	ND<0.19	ND<0.19	ND<0.13	ND<0.19	ND<0.13	ND<0.13	ND<0.14	ND<0.13	ND<0.15	ND<0.15	ND<0.005	ND<0.3
				02/24/2026	ND<0.19	ND<0.19	ND<0.13	ND<0.19	ND<0.13	ND<0.13	ND<0.14	ND<0.13	ND<0.15	ND<0.15	ND<0.005	ND<0.3
				04/21/2026	ND<0.21	ND<0.28	ND<0.21	ND<0.50	ND<0.12	ND<0.19	ND<0.23	ND<0.21	ND<0.20	ND<0.18	ND<0.005	ND<0.3
				06/17/2026	ND<0.21	ND<0.28	ND<0.21	ND<0.50	ND<0.12	ND<0.19	ND<0.23	ND<0.21	ND<0.20	ND<0.18	ND<0.005	ND<0.3
				08/19/2026	ND<0.21	ND<0.28	ND<0.21	ND<0.50	ND<0.12	ND<0.19	ND<0.23	ND<0.21	ND<0.20	ND<0.18	ND<0.005	ND<0.3
			POET-Effluent	03/13/2025	ND<0.19	ND<0.19	ND<0.13	ND<0.19	ND<0.13	ND<0.13	ND<0.14	ND<0.13	ND<0.15	ND<0.15	ND<0.005	ND<0.3
				04/09/2025	ND<0.19	ND<0.19	ND<0.13	ND<0.19	ND<0.13	ND<0.13	ND<0.14	ND<0.13	ND<0.15	ND<0.15	ND<0.005	ND<0.3
				05/09/2025	ND<0.19	ND<0.19	ND<0.13	ND<0.19	ND<0.13	ND<0.13	ND<0.14	ND<0.13	ND<0.15	ND<0.15	ND<0.005	ND<0.3
				06/30/2025	ND<0.19	ND<0.19	ND<0.13	ND<0.19	ND<0.13	ND<0.13	ND<0.14	ND<0.13	ND<0.15	ND<0.15	ND<0.005	ND<0.3
				08/26/2025	ND<0.19	ND<0.19	ND<0.13	ND<0.19	ND<0.13	ND<0.13	ND<0.14	ND<0.13	ND<0.15	ND<0.15	ND<0.005	ND<0.3
				10/21/2025	ND<0.19	ND<0.19	ND<0.13	ND<0.19	ND<0.13	ND<0.13	ND<0.14	ND<0.13	ND<0.15	ND<0.15	ND<0.005	ND<0.3
				12/18/2025	ND<0.19	ND<0.19	ND<0.13	ND<0.19	ND<0.13	ND<0.13	ND<0.14	ND<0.13	ND<0.15	ND<0.15	ND<0.005	ND<0.3
				02/24/2026	ND<0.19	ND<0.19	ND<0.13	ND<0.19	ND<0.13	ND<0.13	ND<0.14	ND<0.13	ND<0.15	ND<0.15	ND<0.005	ND<0.3
				04/21/2026	ND<0.21	ND<0.28	ND<0.21	ND<0.50	ND<0.12	ND<0.19	ND<0.23	ND<0.21	ND<0.20	ND<0.18	ND<0.005	ND<0.3
				06/17/2026	ND<0.21	ND<0.28	ND<0.21	ND<0.50	ND<0.12	ND<0.19	ND<0.23	ND<0.21	ND<0.20	ND<0.18	ND<0.005	ND<0.3
				08/19/2026	ND<0.21	ND<0.28	ND<0.21	ND<0.50	ND<0.12	ND<0.19	ND<0.23	ND<0.21	ND<0.20	ND<0.18	ND<0.005	ND<0.3

Table 1
Potable Well Analytical Results Summary

Sample Address	Well Depth (feet)	Pump Depth (feet)	Sample Location	Date	Benzene (µg/L)	Toluene (µg/L)	Ethyl-benzene (µg/L)	Total Xylenes (µg/L)	MTBE (µg/L)	Isopropyl Benzene (µg/L)	Naph-thalene (µg/L)	1,2,4-Trimethyl-benzene (µg/L)	1,3,5-Trimethyl-benzene (µg/L)	1,2-Dichloro-ethane (µg/L)	1,2 Dibromo-ethane (µg/L)	Dissolved Lead (µg/L)
DEP MSCs for a Residential, Used Aquifer					**5**	**1,000**	**700**	**10,000**	**20**	**840**	**100**	**130**	**130**	**5**	**0.05**	**5**
Redacted			Pressure Tank (Influent)	02/21/2025	ND<0.10	ND<0.10	ND<0.10	ND<0.10	ND<0.10	ND<0.10	ND<0.20	ND<0.10	ND<0.10	ND<0.10	ND<0.0093	0.23 J
				03/14/2025	ND<0.19	ND<0.19	ND<0.13	ND<0.19	ND<0.13	ND<0.13	ND<0.14	ND<0.13	ND<0.15	ND<0.15	ND<0.005	1.2
			Utility Sink (Effluent)	03/14/2025	ND<0.19	ND<0.19	ND<0.13	ND<0.19	ND<0.13	ND<0.13	ND<0.14	ND<0.13	ND<0.15	ND<0.15	ND<0.005	0.4 J
			POET-Influent	04/11/2025	ND<0.19	ND<0.19	ND<0.13	ND<0.19	ND<0.13	ND<0.13	ND<0.14	ND<0.13	ND<0.15	ND<0.15	ND<0.005	ND<0.3
				05/08/2025	ND<0.19	ND<0.19	ND<0.13	ND<0.19	ND<0.13	ND<0.13	ND<0.14	ND<0.13	ND<0.15	ND<0.15	ND<0.005	ND<0.3
				06/10/2025	ND<0.19	ND<0.19	ND<0.13	ND<0.19	ND<0.13	ND<0.13	ND<0.14	ND<0.13	ND<0.15	ND<0.15	ND<0.005	ND<0.3
				08/08/2025	ND<0.19	ND<0.19	ND<0.13	ND<0.19	ND<0.13	ND<0.13	ND<0.14	ND<0.13	ND<0.15	ND<0.15	ND<0.005	ND<0.3
				10/09/2025	ND<0.19	ND<0.19	ND<0.13	ND<0.19	ND<0.13	ND<0.13	ND<0.14	ND<0.13	ND<0.15	ND<0.15	ND<0.005	ND<0.3
				01/05/2026	ND<0.19	ND<0.19	ND<0.13	ND<0.19	ND<0.13	ND<0.13	ND<0.14	ND<0.13	ND<0.15	ND<0.15	ND<0.005	ND<0.3
				03/06/2026	ND<0.21	ND<0.28	ND<0.21	ND<0.50	ND<0.12	ND<0.19	ND<0.23	ND<0.21	ND<0.20	ND<0.18	ND<0.005	ND<0.3
				05/07/2026	ND<0.21	ND<0.28	ND<0.21	ND<0.50	ND<0.12	ND<0.19	ND<0.23	ND<0.21	ND<0.20	ND<0.18	ND<0.005	ND<0.3
				07/29/2026	ND<0.21	ND<0.28	ND<0.21	ND<0.50	ND<0.12	ND<0.19	ND<0.23	ND<0.21	ND<0.20	ND<0.18	ND<0.005	ND<0.3
			POET-Midfluent	04/11/2025	ND<0.19	ND<0.19	ND<0.13	ND<0.19	ND<0.13	ND<0.13	ND<0.14	ND<0.13	ND<0.15	ND<0.15	ND<0.005	ND<0.3
				05/08/2025	ND<0.19	ND<0.19	ND<0.13	ND<0.19	ND<0.13	ND<0.13	ND<0.14	ND<0.13	ND<0.15	ND<0.15	ND<0.005	ND<0.3
				06/10/2025	ND<0.19	ND<0.19	ND<0.13	ND<0.19	ND<0.13	ND<0.13	ND<0.14	ND<0.13	ND<0.15	ND<0.15	ND<0.005	ND<0.3
				08/08/2025	ND<0.19	ND<0.19	ND<0.13	ND<0.19	ND<0.13	ND<0.13	ND<0.14	ND<0.13	ND<0.15	ND<0.15	ND<0.005	ND<0.3
				10/09/2025	ND<0.19	ND<0.19	ND<0.13	ND<0.19	ND<0.13	ND<0.13	ND<0.14	ND<0.13	ND<0.15	ND<0.15	ND<0.005	ND<0.3
				01/05/2026	ND<0.19	ND<0.19	ND<0.13	ND<0.19	ND<0.13	ND<0.13	ND<0.14	ND<0.13	ND<0.15	ND<0.15	ND<0.005	ND<0.3
				03/06/2026	ND<0.21	ND<0.28	ND<0.21	ND<0.50	ND<0.12	ND<0.19	ND<0.23	ND<0.21	ND<0.20	ND<0.18	ND<0.005	ND<0.3
				05/07/2026	ND<0.21	ND<0.28	ND<0.21	ND<0.50	ND<0.12	ND<0.19	ND<0.23	ND<0.21	ND<0.20	ND<0.18	ND<0.005	ND<0.3
				07/29/2026	ND<0.21	ND<0.28	ND<0.21	ND<0.50	ND<0.12	ND<0.19	ND<0.23	ND<0.21	ND<0.20	ND<0.18	ND<0.005	ND<0.3
			POET-Effluent	10/09/2025	ND<0.19	ND<0.19	ND<0.13	ND<0.19	ND<0.13	ND<0.13	ND<0.14	ND<0.13	ND<0.15	ND<0.15	ND<0.005	0.6 J
				01/05/2026	ND<0.19	ND<0.19	ND<0.13	ND<0.19	ND<0.13	ND<0.13	ND<0.14	ND<0.13	ND<0.15	ND<0.15	ND<0.005	ND<0.3
			Kitchen Sink (Effluent)	02/03/2025	ND<0.10	ND<0.10	ND<0.10	ND<0.10	ND<0.10	ND<0.10	ND<0.20	ND<0.10	ND<0.10	ND<0.10	ND<0.0093	ND<0.12
				02/21/2025	ND<0.10	ND<0.10	ND<0.10	ND<0.10	ND<0.10	ND<0.10	ND<0.20	ND<0.10	ND<0.10	ND<0.10	ND<0.0093	ND<0.12
				04/11/2025	ND<0.19	ND<0.19	ND<0.13	ND<0.19	ND<0.13	ND<0.13	ND<0.14	ND<0.13	ND<0.15	ND<0.15	ND<0.005	ND<0.3
				05/08/2025	ND<0.19	ND<0.19	ND<0.13	ND<0.19	ND<0.13	ND<0.13	ND<0.14	ND<0.13	ND<0.15	ND<0.15	ND<0.005	ND<0.3
				06/10/2025	ND<0.19	ND<0.19	ND<0.13	ND<0.19	ND<0.13	ND<0.13	ND<0.14	ND<0.13	ND<0.15	ND<0.15	ND<0.005	ND<0.3
				08/08/2025	ND<0.19	ND<0.19	ND<0.13	ND<0.19	ND<0.13	ND<0.13	ND<0.14	ND<0.13	ND<0.15	ND<0.15	ND<0.005	0.4 J
			Basement Sink (Effluent)	03/06/2026	ND<0.21	ND<0.28	ND<0.21	ND<0.50	ND<0.12	ND<0.19	ND<0.23	ND<0.21	ND<0.20	ND<0.18	ND<0.005	0.4 J
				05/07/2026	ND<0.21	ND<0.28	ND<0.21	ND<0.50	ND<0.12	ND<0.19	ND<0.23	ND<0.21	ND<0.20	ND<0.18	ND<0.005	0.6 J
				07/29/2026	ND<0.21	ND<0.28	ND<0.21	ND<0.50	ND<0.12	ND<0.19	ND<0.23	ND<0.21	ND<0.20	ND<0.18	ND<0.005	0.6 J

Table 1
Potable Well Analytical Results Summary

Sample Address	Well Depth (feet)	Pump Depth (feet)	Sample Location	Date	Benzene (µg/L)	Toluene (µg/L)	Ethyl-benzene (µg/L)	Total Xylenes (µg/L)	MTBE (µg/L)	Isopropyl Benzene (µg/L)	Naph-thalene (µg/L)	1,2,4-Trimethyl-benzene (µg/L)	1,3,5-Trimethyl-benzene (µg/L)	1,2-Dichloro-ethane (µg/L)	1,2 Dibromo-ethane (µg/L)	Dissolved Lead (µg/L)
DEP MSCs for a Residential, Used Aquifer					5	1,000	700	10,000	20	840	100	130	130	5	0.05	5
Redacted			Kitchen Sink	02/04/2025	ND<0.50	ND<0.50	ND<0.50	ND<0.50	ND<0.50	ND<0.50	ND<0.50	ND<0.50	ND<0.50	ND<0.50	ND<0.0094	ND<0.12
				02/22/2025	ND<0.10	ND<0.10	ND<0.10	ND<0.10	ND<0.10	ND<0.10	ND<0.20	ND<0.10	ND<0.10	ND<0.10	ND<0.0094	ND<0.12
				03/13/2025	ND<0.19	ND<0.19	ND<0.13	ND<0.19	ND<0.13	ND<0.13	ND<0.14	ND<0.13	ND<0.15	ND<0.15	ND<0.005	ND<0.3
			Pressure Tank (Influent)	02/22/2025	ND<0.10	ND<0.10	ND<0.10	ND<0.10	ND<0.10	ND<0.10	ND<0.20	ND<0.10	ND<0.10	ND<0.10	ND<0.0094	1.5
				03/14/2025	ND<0.19	ND<0.19	ND<0.13	ND<0.19	ND<0.13	ND<0.13	ND<0.14	ND<0.13	ND<0.15	ND<0.15	ND<0.005	1.3
				04/09/2025	ND<0.19	ND<0.19	ND<0.13	ND<0.19	ND<0.13	ND<0.13	ND<0.14	ND<0.13	ND<0.15	ND<0.15	ND<0.005	0.9 J
				05/08/2025	ND<0.19	ND<0.19	ND<0.13	ND<0.19	ND<0.13	ND<0.13	ND<0.14	ND<0.13	ND<0.15	ND<0.15	ND<0.005	3.5
				07/02/2025	ND<0.19	ND<0.19	ND<0.13	ND<0.19	ND<0.13	ND<0.13	ND<0.14	ND<0.13	ND<0.15	ND<0.15	ND<0.005	2.4
				11/05/2025	ND<0.19	ND<0.19	ND<0.13	ND<0.19	ND<0.13	ND<0.13	ND<0.14	ND<0.13	ND<0.15	ND<0.15	ND<0.005	2.7
				05/12/2026	ND<0.21	ND<0.28	ND<0.21	ND<0.50	ND<0.12	ND<0.19	ND<0.23	ND<0.21	ND<0.20	ND<0.18	ND<0.005	2.8
			POET-Influent	08/28/2025	ND<0.19	ND<0.19	ND<0.13	ND<0.19	ND<0.13	ND<0.13	ND<0.14	ND<0.13	ND<0.15	ND<0.15	ND<0.005	ND<0.3
				01/07/2026	ND<0.19	ND<0.19	ND<0.13	ND<0.19	ND<0.13	ND<0.13	ND<0.14	ND<0.13	ND<0.15	ND<0.15	ND<0.005	1.6
				03/16/2026	ND<0.21	ND<0.28	ND<0.21	ND<0.50	ND<0.12	ND<0.19	ND<0.23	ND<0.21	ND<0.20	ND<0.18	ND<0.005	ND<0.3
				07/08/2026	ND<0.21	ND<0.28	ND<0.21	ND<0.50	ND<0.12	ND<0.19	ND<0.23	ND<0.21	ND<0.20	ND<0.18	ND<0.005	ND<0.3
			POET-Midfluent	03/14/2025	ND<0.19	ND<0.19	ND<0.13	ND<0.19	ND<0.13	ND<0.13	ND<0.14	ND<0.13	ND<0.15	ND<0.15	ND<0.005	ND<0.3
				04/09/2025	ND<0.19	ND<0.19	ND<0.13	ND<0.19	ND<0.13	ND<0.13	ND<0.14	ND<0.13	ND<0.15	ND<0.15	ND<0.005	ND<0.3
				05/08/2025	ND<0.19	ND<0.19	ND<0.13	ND<0.19	ND<0.13	ND<0.13	ND<0.14	ND<0.13	ND<0.15	ND<0.15	ND<0.005	ND<0.3
				07/02/2025	ND<0.19	ND<0.19	ND<0.13	ND<0.19	ND<0.13	ND<0.13	ND<0.14	ND<0.13	ND<0.15	ND<0.15	ND<0.005	ND<0.3
				08/28/2025	ND<0.19	ND<0.19	ND<0.13	ND<0.19	ND<0.13	ND<0.13	ND<0.14	ND<0.13	ND<0.15	ND<0.15	ND<0.005	ND<0.3
				11/05/2025	ND<0.19	ND<0.19	ND<0.13	ND<0.19	ND<0.13	ND<0.13	ND<0.14	ND<0.13	ND<0.15	ND<0.15	ND<0.005	ND<0.3
				01/07/2026	ND<0.19	ND<0.19	ND<0.13	ND<0.19	ND<0.13	ND<0.13	ND<0.14	ND<0.13	ND<0.15	ND<0.15	ND<0.005	ND<0.3
				03/16/2026	ND<0.21	ND<0.28	ND<0.21	ND<0.50	ND<0.12	ND<0.19	ND<0.23	ND<0.21	ND<0.20	ND<0.18	ND<0.005	ND<0.3
				05/12/2026	ND<0.21	ND<0.28	ND<0.21	ND<0.50	ND<0.12	ND<0.19	ND<0.23	ND<0.21	ND<0.20	ND<0.18	ND<0.005	ND<0.3
				07/08/2026	ND<0.21	ND<0.28	ND<0.21	ND<0.50	ND<0.12	ND<0.19	ND<0.23	ND<0.21	ND<0.20	ND<0.18	ND<0.005	ND<0.3
			POET-Effluent	04/09/2025	ND<0.19	ND<0.19	ND<0.13	ND<0.19	ND<0.13	ND<0.13	ND<0.14	ND<0.13	ND<0.15	ND<0.15	ND<0.005	ND<0.3
				05/08/2025	ND<0.19	ND<0.19	ND<0.13	ND<0.19	ND<0.13	ND<0.13	ND<0.14	ND<0.13	ND<0.15	ND<0.15	ND<0.005	0.4 J
				07/02/2025	ND<0.19	ND<0.19	ND<0.13	ND<0.19	ND<0.13	ND<0.13	ND<0.14	ND<0.13	ND<0.15	ND<0.15	ND<0.005	ND<0.3
				08/28/2025	ND<0.19	ND<0.19	ND<0.13	ND<0.19	ND<0.13	ND<0.13	ND<0.14	ND<0.13	ND<0.15	ND<0.15	ND<0.005	ND<0.3
				11/05/2025	ND<0.19	ND<0.19	ND<0.13	ND<0.19	ND<0.13	ND<0.13	ND<0.14	ND<0.13	ND<0.15	ND<0.15	ND<0.005	ND<0.3
				01/07/2026	ND<0.19	ND<0.19	ND<0.13	ND<0.19	ND<0.13	ND<0.13	ND<0.14	ND<0.13	ND<0.15	ND<0.15	ND<0.005	ND<0.3
				03/16/2026	ND<0.21	ND<0.28	ND<0.21	ND<0.50	ND<0.12	ND<0.19	ND<0.23	ND<0.21	ND<0.20	ND<0.18	ND<0.005	ND<0.3
				05/12/2026	ND<0.21	ND<0.28	ND<0.21	ND<0.50	ND<0.12	ND<0.19	ND<0.23	ND<0.21	ND<0.20	ND<0.18	ND<0.005	ND<0.3
				07/08/2026	ND<0.21	ND<0.28	ND<0.21	ND<0.50	ND<0.12	ND<0.19	ND<0.23	ND<0.21	ND<0.20	ND<0.18	ND<0.005	ND<0.3
			Front Spigot	02/07/2025	ND<0.50	ND<0.50	ND<0.50	ND<0.50	ND<0.50	ND<0.50	ND<0.50	ND<0.50	ND<0.50	ND<0.50	ND<0.0094	0.28 J
				02/26/2025	ND<0.10	ND<0.10	ND<0.10	ND<0.10	ND<0.10	ND<0.10	ND<0.20	ND<0.10	ND<0.10	ND<0.10	ND<0.0095	0.36 J
			POET-Influent	04/14/2025	ND<0.19	ND<0.19	ND<0.13	ND<0.19	ND<0.13	ND<0.13	ND<0.14	ND<0.13	ND<0.15	ND<0.15	ND<0.005	ND<0.3
				04/23/2026	ND<0.21	ND<0.28	ND<0.21	ND<0.50	ND<0.12	ND<0.19	ND<0.23	ND<0.21	ND<0.20	ND<0.18	ND<0.005	ND<0.3
			POET-Midfluent	04/14/2025	ND<0.19	ND<0.19	ND<0.13	ND<0.19	ND<0.13	ND<0.13	ND<0.14	ND<0.13	ND<0.15	ND<0.15	ND<0.005	ND<0.3
				04/23/2026	ND<0.21	ND<0.28	ND<0.21	ND<0.50	ND<0.12	ND<0.19	ND<0.23	ND<0.21	ND<0.20	ND<0.18	ND<0.005	ND<0.3
			POET-Effluent	04/14/2025	ND<0.19	ND<0.19	ND<0.13	ND<0.19	ND<0.13	ND<0.13	ND<0.14	ND<0.13	ND<0.15	ND<0.15	ND<0.005	ND<0.3
				04/23/2026	ND<0.21	ND<0.28	ND<0.21	ND<0.50	ND<0.12	ND<0.19	ND<0.23	ND<0.21	ND<0.20	ND<0.18	ND<0.005	ND<0.3
			Pressure Tank	02/13/2025	ND<0.50	ND<0.50	ND<0.50	ND<0.50	ND<0.50	ND<0.50	ND<0.50	ND<0.50	ND<0.50	ND<0.50	ND<0.0095	0.93
			Laundry Room Sink	02/26/2025	ND<0.10	ND<0.10	ND<0.10	ND<0.10	ND<0.10	ND<0.10	ND<0.20	ND<0.10	ND<0.10	ND<0.10	ND<0.0094	0.42 J
			Pressure Tank (Influent)	02/26/2025	ND<0.10	ND<0.10	ND<0.10	ND<0.10	ND<0.10	ND<0.10	ND<0.20	ND<0.10	ND<0.10	ND<0.10	ND<0.0095	**5.3**
				04/03/2025	ND<0.19	ND<0.19	ND<0.13	ND<0.19	ND<0.13	ND<0.13	ND<0.14	ND<0.13	ND<0.15	ND<0.15	ND<0.005	3.6
				04/16/2025	ND<0.19	ND<0.19	ND<0.13	ND<0.19	ND<0.13	ND<0.13	ND<0.14	ND<0.13	ND<0.15	ND<0.15	ND<0.005	2.90
				05/23/2025	ND<0.19	ND<0.19	ND<0.13	ND<0.19	ND<0.13	ND<0.13	ND<0.14	ND<0.13	ND<0.15	ND<0.15	ND<0.005	3.2
				09/17/2025	ND<0.19	ND<0.19	ND<0.13	ND<0.19	ND<0.13	ND<0.13	ND<0.14	ND<0.13	ND<0.15	ND<0.15	ND<0.005	3.0
				11/13/2025	ND<0.19	ND<0.19	ND<0.13	ND<0.19	ND<0.13	ND<0.13	ND<0.14	ND<0.13	ND<0.15	ND<0.15	ND<0.005	4.7
				01/07/2026	ND<0.19	ND<0.19	ND<0.13	ND<0.19	ND<0.13	ND<0.13	ND<0.14	ND<0.13	ND<0.15	ND<0.15	ND<0.005	1.4
				03/25/2026	ND<0.21	ND<0.28	ND<0.21	ND<0.50	ND<0.12	ND<0.19	ND<0.23	ND<0.21	ND<0.20	ND<0.18	ND<0.005	2.4
				06/09/2026	ND<0.21	ND<0.28	ND<0.21	ND<0.50	ND<0.12	ND<0.19	ND<0.23	ND<0.21	ND<0.20	ND<0.18	ND<0.005	1.6
				08/12/2026	ND<0.21	ND<0.28	ND<0.21	ND<0.50	ND<0.12	ND<0.19	ND<0.23	ND<0.21	ND<0.20	ND<0.18	ND<0.005	1.6
			POET-Midfluent	04/16/2025	ND<0.19	ND<0.19	ND<0.13	ND<0.19	ND<0.13	ND<0.13	ND<0.14	ND<0.13	ND<0.15	ND<0.15	ND<0.005	ND<0.3
				05/23/2025	ND<0.19	ND<0.19	ND<0.13	ND<0.19	ND<0.13	ND<0.13	ND<0.14	ND<0.13	ND<0.15	ND<0.15	ND<0.005	ND<0.3
				11/13/2025	ND<0.19	ND<0.19	ND<0.13	ND<0.19	ND<0.13	ND<0.13	ND<0.14	ND<0.13	ND<0.15	ND<0.15	ND<0.005	0.5 J
				01/07/2026	ND<0.19	ND<0.19	ND<0.13	ND<0.19	ND<0.13	ND<0.13	ND<0.14	ND<0.13	ND<0.15	ND<0.15	ND<0.005	ND<0.3
				03/25/2026	ND<0.21	ND<0.28	ND<0.21	ND<0.50	ND<0.12	ND<0.19	ND<0.23	ND<0.21	ND<0.20	ND<0.18	ND<0.005	ND<0.3
				06/09/2026	ND<0.21	ND<0.28	ND<0.21	ND<0.50	ND<0.12	ND<0.19	ND<0.23	ND<0.21	ND<0.20	ND<0.18	ND<0.005	ND<0.3
				08/12/2026	ND<0.21	ND<0.28	ND<0.21	ND<0.50	ND<0.12	ND<0.19	ND<0.23	ND<0.21	ND<0.20	ND<0.18	ND<0.005	ND<0.3
			Basement Sink (Effluent)	04/16/2025	ND<0.19	ND<0.19	ND<0.13	ND<0.19	ND<0.13	ND<0.13	ND<0.14	ND<0.13	ND<0.15	ND<0.15	ND<0.005	1.5
				05/23/2025	ND<0.19	ND<0.19	ND<0.13	ND<0.19	ND<0.13	ND<0.13	ND<0.14	ND<0.13	ND<0.15	ND<0.15	ND<0.005	1.0 J
				07/17/2025	ND<0.19	ND<0.19	ND<0.13	ND<0.19	ND<0.13	ND<0.13	ND<0.14	ND<0.13	ND<0.15	ND<0.15	ND<0.005	2.0
				09/17/2025	ND<0.19	ND<0.19	ND<0.13	ND<0.19	ND<0.13	ND<0.13	ND<0.14	ND<0.13	ND<0.15	ND<0.15	ND<0.005	0.6 J
				06/09/2026	ND<0.21	ND<0.28	ND<0.21	ND<0.50	ND<0.12	ND<0.19	ND<0.23	ND<0.21	ND<0.20	ND<0.18	ND<0.005	0.6 J
			Basement Kitchen Sink (Effluent)	11/13/2025	ND<0.19	ND<0.19	ND<0.13	ND<0.19	ND<0.13	ND<0.13	ND<0.14	ND<0.13	ND<0.15	ND<0.15	ND<0.005	3.3
				01/07/2026	ND<0.19	ND<0.19	ND<0.13	ND<0.19	ND<0.13	ND<0.13	ND<0.14	ND<0.13	ND<0.15	ND<0.15	ND<0.005	0.9 J
				03/25/2026	ND<0.21	ND<0.28	ND<0.21	ND<0.50	ND<0.12	ND<0.19	ND<0.23	ND<0.21	ND<0.20	ND<0.18	ND<0.005	1.2
				08/12/2026	ND<0.21	ND<0.28	ND<0.21	ND<0.50	ND<0.12	ND<0.19	ND<0.23	ND<0.21	ND<0.20	ND<0.18	ND<0.005	0.9 J

Table 1
Potable Well Analytical Results Summary

Sample Address	Well Depth (feet)	Pump Depth (feet)	Sample Location	Date	Benzene (µg/L)	Toluene (µg/L)	Ethyl-benzene (µg/L)	Total Xylenes (µg/L)	MTBE (µg/L)	Isopropyl Benzene (µg/L)	Naph-thalene (µg/L)	1,2,4-Trimethyl-benzene (µg/L)	1,3,5-Trimethyl-benzene (µg/L)	1,2-Dichloro-ethane (µg/L)	1,2 Dibromo-ethane (µg/L)	Dissolved Lead (µg/L)
DEP MSCs for a Residential, Used Aquifer					5	1,000	700	10,000	20	840	100	130	130	5	0.05	5
Redacted			Kitchen Sink	02/15/2025	ND<0.50	ND<0.50	ND<0.50	ND<0.50	ND<0.50	ND<0.50	ND<0.50	ND<0.50	ND<0.50	ND<0.50	ND<0.0094	ND<0.12
				03/01/2025	ND<0.19	ND<0.19	ND<0.13	ND<0.19	ND<0.13	ND<0.13	ND<0.14	ND<0.13	ND<0.15	ND<0.15	ND<0.005	ND<0.3
				03/25/2025	ND<0.19	ND<0.19	ND<0.13	ND<0.19	ND<0.13	ND<0.13	ND<0.14	ND<0.13	ND<0.15	ND<0.15	ND<0.005	ND<0.3
				04/22/2025	ND<0.19	ND<0.19	ND<0.13	ND<0.19	ND<0.13	ND<0.13	ND<0.14	ND<0.13	ND<0.15	ND<0.15	ND<0.005	ND<0.3
			POET-Influent	05/21/2025	ND<0.19	ND<0.19	ND<0.13	ND<0.19	ND<0.13	ND<0.13	ND<0.14	ND<0.13	ND<0.15	ND<0.15	ND<0.005	ND<0.3
				07/17/2025	ND<0.19	ND<0.19	ND<0.13	ND<0.19	ND<0.13	ND<0.13	ND<0.14	ND<0.13	ND<0.15	ND<0.15	ND<0.005	ND<0.3
				09/10/2025	ND<0.19	ND<0.19	ND<0.13	ND<0.19	ND<0.13	ND<0.13	ND<0.14	ND<0.13	ND<0.15	ND<0.15	ND<0.005	ND<0.3
				11/05/2025	ND<0.19	ND<0.19	ND<0.13	ND<0.19	ND<0.13	ND<0.13	ND<0.14	ND<0.13	ND<0.15	ND<0.15	ND<0.005	ND<0.3
				01/08/2026	ND<0.19	ND<0.19	ND<0.13	ND<0.19	ND<0.13	ND<0.13	ND<0.14	ND<0.13	ND<0.15	ND<0.15	ND<0.005	ND<0.3
				03/10/2026	ND<0.21	ND<0.28	ND<0.21	ND<0.50	ND<0.12	ND<0.19	ND<0.23	ND<0.21	ND<0.20	ND<0.18	ND<0.005	ND<0.3
				05/05/2026	ND<0.21	ND<0.28	ND<0.21	ND<0.50	ND<0.12	ND<0.19	ND<0.23	ND<0.21	ND<0.20	ND<0.18	ND<0.005	ND<0.3
				06/30/2026	ND<0.21	ND<0.28	ND<0.21	ND<0.50	ND<0.12	ND<0.19	ND<0.23	ND<0.21	ND<0.20	ND<0.18	ND<0.005	ND<0.3
			POET-Midfluent	05/21/2025	ND<0.19	ND<0.19	ND<0.13	ND<0.19	ND<0.13	ND<0.13	ND<0.14	ND<0.13	ND<0.15	ND<0.15	ND<0.005	ND<0.3
				07/17/2025	ND<0.19	ND<0.19	ND<0.13	ND<0.19	ND<0.13	ND<0.13	ND<0.14	ND<0.13	ND<0.15	ND<0.15	ND<0.005	ND<0.3
				09/10/2025	ND<0.19	ND<0.19	ND<0.13	ND<0.19	ND<0.13	ND<0.13	ND<0.14	ND<0.13	ND<0.15	ND<0.15	ND<0.005	ND<0.3
				11/05/2025	ND<0.19	ND<0.19	ND<0.13	ND<0.19	ND<0.13	ND<0.13	ND<0.14	ND<0.13	ND<0.15	ND<0.15	ND<0.005	ND<0.3
				01/08/2026	ND<0.19	ND<0.19	ND<0.13	ND<0.19	ND<0.13	ND<0.13	ND<0.14	ND<0.13	ND<0.15	ND<0.15	ND<0.005	ND<0.3
				03/10/2026	ND<0.21	ND<0.28	ND<0.21	ND<0.50	ND<0.12	ND<0.19	ND<0.23	ND<0.21	ND<0.20	ND<0.18	ND<0.005	ND<0.3
				05/05/2026	ND<0.21	ND<0.28	ND<0.21	ND<0.50	ND<0.12	ND<0.19	ND<0.23	ND<0.21	ND<0.20	ND<0.18	ND<0.005	ND<0.3
				06/30/2026	ND<0.21	ND<0.28	ND<0.21	ND<0.50	ND<0.12	ND<0.19	ND<0.23	ND<0.21	ND<0.20	ND<0.18	ND<0.005	ND<0.3
			POET-Effluent	05/21/2025	ND<0.19	ND<0.19	ND<0.13	ND<0.19	ND<0.13	ND<0.13	ND<0.14	ND<0.13	ND<0.15	ND<0.15	ND<0.005	ND<0.3
				07/17/2025	ND<0.19	ND<0.19	ND<0.13	ND<0.19	ND<0.13	ND<0.13	ND<0.14	ND<0.13	ND<0.15	ND<0.15	ND<0.005	ND<0.3
				09/10/2025	ND<0.19	ND<0.19	ND<0.13	ND<0.19	ND<0.13	ND<0.13	ND<0.14	ND<0.13	ND<0.15	ND<0.15	ND<0.005	ND<0.3
				11/05/2025	ND<0.19	ND<0.19	ND<0.13	ND<0.19	ND<0.13	ND<0.13	ND<0.14	ND<0.13	ND<0.15	ND<0.15	ND<0.005	ND<0.3
				01/08/2026	ND<0.19	ND<0.19	ND<0.13	ND<0.19	ND<0.13	ND<0.13	ND<0.14	ND<0.13	ND<0.15	ND<0.15	ND<0.005	ND<0.3
				03/10/2026	ND<0.21	ND<0.28	ND<0.21	ND<0.50	ND<0.12	ND<0.19	ND<0.23	ND<0.21	ND<0.20	ND<0.18	ND<0.005	ND<0.3
				05/05/2026	ND<0.21	ND<0.28	ND<0.21	ND<0.50	ND<0.12	ND<0.19	ND<0.23	ND<0.21	ND<0.20	ND<0.18	ND<0.005	ND<0.3
				06/30/2026	ND<0.21	ND<0.28	ND<0.21	ND<0.50	ND<0.12	ND<0.19	ND<0.23	ND<0.21	ND<0.20	ND<0.18	ND<0.005	ND<0.3
			Pressure Tank	01/31/2025	ND<0.50	ND<0.50	ND<0.50	ND<0.50	ND<0.50	ND<0.50	ND<0.50	ND<0.50	ND<0.50	ND<0.50	ND<0.0093	0.41 J
			POET-Influent	03/01/2025	ND<0.19	ND<0.19	ND<0.13	ND<0.19	ND<0.13	ND<0.13	ND<0.14	ND<0.13	ND<0.15	ND<0.15	ND<0.005	ND<0.3
				03/27/2025	ND<0.19	ND<0.19	ND<0.13	ND<0.19	ND<0.13	ND<0.13	ND<0.14	ND<0.13	ND<0.15	ND<0.15	ND<0.005	ND<0.3
				04/24/2025	ND<0.19	ND<0.19	ND<0.13	ND<0.19	ND<0.13	ND<0.13	ND<0.14	ND<0.13	ND<0.15	ND<0.15	ND<0.005	ND<0.3
				06/05/2025	ND<0.19	1.7	ND<0.13	ND<0.19	ND<0.13	ND<0.13	ND<0.14	ND<0.13	ND<0.15	ND<0.15	ND<0.005	ND<0.3
				08/04/2025	ND<0.19	ND<0.19	ND<0.13	ND<0.19	ND<0.13	ND<0.13	ND<0.14	ND<0.13	ND<0.15	ND<0.15	ND<0.005	ND<0.3
				10/07/2025	ND<0.19	ND<0.19	ND<0.13	ND<0.19	ND<0.13	ND<0.13	ND<0.14	ND<0.13	ND<0.15	ND<0.15	ND<0.005	ND<0.3
				12/08/2025	ND<0.19	ND<0.19	ND<0.13	ND<0.19	ND<0.13	ND<0.13	ND<0.14	ND<0.13	ND<0.15	ND<0.15	ND<0.005	ND<0.3
				02/06/2026	ND<0.19	ND<0.19	ND<0.13	ND<0.19	ND<0.13	ND<0.13	ND<0.14	ND<0.13	ND<0.15	ND<0.15	ND<0.005	ND<0.3
				04/06/2026	ND<0.21	ND<0.28	ND<0.21	ND<0.50	ND<0.12	ND<0.19	ND<0.23	ND<0.21	ND<0.20	ND<0.18	ND<0.005	ND<0.3
				06/17/2026	ND<0.21	ND<0.28	ND<0.21	ND<0.50	ND<0.12	ND<0.19	ND<0.23	ND<0.21	ND<0.20	ND<0.18	ND<0.005	ND<0.3
			POET-Midfluent	03/01/2025	ND<0.19	ND<0.19	ND<0.13	ND<0.19	ND<0.13	ND<0.13	ND<0.14	ND<0.13	ND<0.15	ND<0.15	ND<0.005	ND<0.3
				03/27/2025	ND<0.19	ND<0.19	ND<0.13	ND<0.19	ND<0.13	ND<0.13	ND<0.14	ND<0.13	ND<0.15	ND<0.15	ND<0.005	ND<0.3
				04/24/2025	ND<0.19	ND<0.19	ND<0.13	ND<0.19	ND<0.13	ND<0.13	ND<0.14	ND<0.13	ND<0.15	ND<0.15	ND<0.005	ND<0.3
				06/05/2025	ND<0.19	ND<0.19	ND<0.13	ND<0.19	ND<0.13	ND<0.13	ND<0.14	ND<0.13	ND<0.15	ND<0.15	ND<0.005	ND<0.3
				08/04/2025	ND<0.19	ND<0.19	ND<0.13	ND<0.19	ND<0.13	ND<0.13	ND<0.14	ND<0.13	ND<0.15	ND<0.15	ND<0.005	ND<0.3
				10/07/2025	ND<0.19	ND<0.19	ND<0.13	ND<0.19	ND<0.13	ND<0.13	ND<0.14	ND<0.13	ND<0.15	ND<0.15	ND<0.005	ND<0.3
				12/08/2025	ND<0.19	ND<0.19	ND<0.13	ND<0.19	ND<0.13	ND<0.13	ND<0.14	ND<0.13	ND<0.15	ND<0.15	ND<0.005	ND<0.3
				02/06/2026	ND<0.19	ND<0.19	ND<0.13	ND<0.19	ND<0.13	ND<0.13	ND<0.14	ND<0.13	ND<0.15	ND<0.15	ND<0.005	ND<0.3
				04/06/2026	ND<0.21	ND<0.28	ND<0.21	ND<0.50	ND<0.12	ND<0.19	ND<0.23	ND<0.21	ND<0.20	ND<0.18	ND<0.005	ND<0.3
				06/17/2026	ND<0.21	ND<0.28	ND<0.21	ND<0.50	ND<0.12	ND<0.19	ND<0.23	ND<0.21	ND<0.20	ND<0.18	ND<0.005	ND<0.3
			POET-Effluent	03/01/2025	ND<0.19	ND<0.19	ND<0.13	ND<0.19	ND<0.13	ND<0.13	ND<0.14	ND<0.13	ND<0.15	ND<0.15	ND<0.005	ND<0.3
				03/27/2025	ND<0.19	ND<0.19	ND<0.13	ND<0.19	ND<0.13	ND<0.13	ND<0.14	ND<0.13	ND<0.15	ND<0.15	ND<0.005	ND<0.3
				04/24/2025	ND<0.19	ND<0.19	ND<0.13	ND<0.19	ND<0.13	ND<0.13	ND<0.14	ND<0.13	ND<0.15	ND<0.15	ND<0.005	ND<0.3
				06/05/2025	ND<0.19	ND<0.19	ND<0.13	ND<0.19	ND<0.13	ND<0.13	ND<0.14	ND<0.13	ND<0.15	ND<0.15	ND<0.005	ND<0.3
				08/04/2025	ND<0.19	ND<0.19	ND<0.13	ND<0.19	ND<0.13	ND<0.13	ND<0.14	ND<0.13	ND<0.15	ND<0.15	ND<0.005	ND<0.3
				10/07/2025	ND<0.19	ND<0.19	ND<0.13	ND<0.19	ND<0.13	ND<0.13	ND<0.14	ND<0.13	ND<0.15	ND<0.15	ND<0.005	ND<0.3
				12/08/2025	ND<0.19	ND<0.19	ND<0.13	ND<0.19	ND<0.13	ND<0.13	ND<0.14	ND<0.13	ND<0.15	ND<0.15	ND<0.005	ND<0.3
				02/06/2026	ND<0.19	ND<0.19	ND<0.13	ND<0.19	ND<0.13	ND<0.13	ND<0.14	ND<0.13	ND<0.15	ND<0.15	ND<0.005	ND<0.3
				04/06/2026	ND<0.21	ND<0.28	ND<0.21	ND<0.50	ND<0.12	ND<0.19	ND<0.23	ND<0.21	ND<0.20	ND<0.18	ND<0.005	ND<0.3
				06/17/2026	ND<0.21	ND<0.28	ND<0.21	ND<0.50	ND<0.12	ND<0.19	ND<0.23	ND<0.21	ND<0.20	ND<0.18	ND<0.005	ND<0.3
			Kitchen Sink	02/04/2025	ND<0.50	ND<0.50	ND<0.50	ND<0.50	ND<0.50	ND<0.50	ND<0.50	ND<0.50	ND<0.50	ND<0.50	ND<0.0094	0.46 J
			Pressure Tank	02/21/2025	ND<0.10	ND<0.10	ND<0.10	ND<0.10	ND<0.10	ND<0.10	ND<0.20	ND<0.10	ND<0.10	ND<0.10	ND<0.0094	0.30 J
			POET-Influent	03/17/2025	ND<0.19	ND<0.19	ND<0.13	ND<0.19	ND<0.13	ND<0.13	ND<0.14	ND<0.13	ND<0.15	ND<0.15	ND<0.005	ND<0.3
				04/11/2025	ND<0.19	ND<0.19	ND<0.13	ND<0.19	ND<0.13	ND<0.13	ND<0.14	ND<0.13	ND<0.15	ND<0.15	ND<0.005	ND<0.3
				05/12/2025	ND<0.19	ND<0.19	ND<0.13	ND<0.19	ND<0.13	ND<0.13	ND<0.14	ND<0.13	ND<0.15	ND<0.15	ND<0.005	ND<0.3
				07/25/2025	ND<0.19	ND<0.19	ND<0.13	ND<0.19	ND<0.13	ND<0.13	ND<0.14	ND<0.13	ND<0.15	ND<0.15	ND<0.005	ND<0.3
				09/26/2025	ND<0.19	ND<0.19	ND<0.13	ND<0.19	ND<0.13	ND<0.13	ND<0.14	ND<0.13	ND<0.15	ND<0.15	ND<0.005	ND<0.3
				11/25/2025	ND<0.19	ND<0.19	ND<0.13	ND<0.19	ND<0.13	ND<0.13	ND<0.14	ND<0.13	ND<0.15	ND<0.15	ND<0.005	ND<0.3
				01/13/2026	ND<0.19	ND<0.19	ND<0.13	ND<0.19	ND<0.13	ND<0.13	ND<0.14	ND<0.13	ND<0.15	ND<0.15	ND<0.005	ND<0.3
				03/13/2026	ND<0.21	ND<0.28	ND<0.21	ND<0.50	ND<0.12	ND<0.19	ND<0.23	ND<0.21	ND<0.20	ND<0.18	ND<0.005	ND<0.3
				07/02/2026	ND<0.21	ND<0.28	ND<0.21	ND<0.50	ND<0.12	ND<0.19	ND<0.23	ND<0.21	ND<0.20	ND<0.18	ND<0.005	ND<0.3
			POET-Midfluent	03/17/2025	ND<0.19	ND<0.19	ND<0.13	ND<0.19	ND<0.13	ND<0.13	ND<0.14	ND<0.13	ND<0.15	ND<0.15	ND<0.005	ND<0.3
				04/11/2025	ND<0.19	ND<0.19	ND<0.13	ND<0.19	ND<0.13	ND<0.13	ND<0.14	ND<0.13	ND<0.15	ND<0.15	ND<0.005	ND<0.3
				05/12/2025	ND<0.19	ND<0.19	ND<0.13	ND<0.19	ND<0.13	ND<0.13	ND<0.14	ND<0.13	ND<0.15	ND<0.15	ND<0.005	ND<0.3
				07/25/2025	ND<0.19	ND<0.19	ND<0.13	ND<0.19	ND<0.13	ND<0.13	ND<0.14	ND<0.13	ND<0.15	ND<0.15	ND<0.005	ND<0.3
				09/26/2025	ND<0.19	ND<0.19	ND<0.13	ND<0.19	ND<0.13	ND<0.13	ND<0.14	ND<0.13	ND<0.15	ND<0.15	ND<0.005	1.2
				11/25/2025	ND<0.19	ND<0.19	ND<0.13	ND<0.19	ND<0.13	ND<0.13	ND<0.14	ND<0.13	ND<0.15	ND<0.15	ND<0.005	ND<0.3
				01/13/2026	ND<0.19	ND<0.19	ND<0.13	ND<0.19	ND<0.13	ND<0.13	ND<0.14	ND<0.13	ND<0.15	ND<0.15	ND<0.005	ND<0.3
				03/13/2026	ND<0.21	ND<0.28	ND<0.21	ND<0.50	ND<0.12	ND<0.19	ND<0.23	ND<0.21	ND<0.20	ND<0.18	ND<0.005	ND<0.3
				07/02/2026	ND<0.21	ND<0.28	ND<0.21	ND<0.50	ND<0.12	ND<0.19	ND<0.23	ND<0.21	ND<0.20	ND<0.18	ND<0.005	ND<0.3
			POET-Effluent	03/17/2025	ND<0.19	ND<0.19	ND<0.13	ND<0.19	ND<0.13	ND<0.13	ND<0.14	ND<0.13	ND<0.15	ND<0.15	ND<0.005	ND<0.3
				04/11/2025	ND<0.19	ND<0.19	ND<0.13	ND<0.19	ND<0.13	ND<0.13	ND<0.14	ND<0.13	ND<0.15	ND<0.15	ND<0.005	ND<0.3
				05/12/2025	ND<0.19	ND<0.19	ND<0.13	ND<0.19	ND<0.13	ND<0.13	ND<0.14	ND<0.13	ND<0.15	ND<0.15	ND<0.005	ND<0.3
				07/25/2025	ND<0.19	ND<0.19	ND<0.13	ND<0.19	ND<0.13	ND<0.13	ND<0.14	ND<0.13	ND<0.15	ND<0.15	ND<0.005	ND<0.3
				09/26/2025	ND<0.19	ND<0.19	ND<0.13	ND<0.19	ND<0.13	ND<0.13	ND<0.14	ND<0.13	ND<0.15	ND<0.15	ND<0.005	ND<0.3
				11/25/2025	ND<0.19	ND<0.19	ND<0.13	ND<0.19	ND<0.13	ND<0.13	ND<0.14	ND<0.13	ND<0.15	ND<0.15	ND<0.005	ND<0.3
				01/13/2026	ND<0.19	ND<0.19	ND<0.13	ND<0.19	ND<0.13	ND<0.13	ND<0.14	ND<0.13	ND<0.15	ND<0.15	ND<0.005	ND<0.3
				03/13/2026	ND<0.21	ND<0.28	ND<0.21	ND<0.50	ND<0.12	ND<0.19	ND<0.23	ND<0.21	ND<0.20	ND<0.18	ND<0.005	ND<0.3
				07/02/2026	ND<0.21	ND<0.28	ND<0.21	ND<0.50	ND<0.12	ND<0.19	ND<0.23	ND<0.21	ND<0.20	ND<0.18	ND<0.005	ND<0.3

Table 1
Potable Well Analytical Results Summary

Sample Address	Well Depth (feet)	Pump Depth (feet)	Sample Location	Date	Benzene (µg/L)	Toluene (µg/L)	Ethyl-benzene (µg/L)	Total Xylenes (µg/L)	MTBE (µg/L)	Isopropyl Benzene (µg/L)	Naph-thalene (µg/L)	1,2,4-Trimethyl-benzene (µg/L)	1,3,5-Trimethyl-benzene (µg/L)	1,2-Dichloro-ethane (µg/L)	1,2 Dibromo-ethane (µg/L)	Dissolved Lead (µg/L)
DEP MSCs for a Residential, Used Aquifer					5	1,000	700	10,000	20	840	100	130	130	5	0.05	5
Redacted			Bladder Tank	01/28/2025	ND<0.50	ND<0.50	ND<0.50	ND<0.50	ND<0.50	ND<0.50	ND<0.50	ND<0.50	ND<0.50	ND<0.50	ND<0.0094	ND<0.12
				02/21/2025	ND<0.10	ND<0.10	ND<0.10	ND<0.10	0.16 J	ND<0.10	ND<0.20	ND<0.10	ND<0.10	ND<0.10	ND<0.0094	0.13 J
			POET-Influent	02/28/2025	ND<0.10	ND<0.10	ND<0.10	ND<0.10	0.22 J	ND<0.10	ND<0.20	ND<0.10	ND<0.10	ND<0.10	ND<0.0096	0.14 J
				03/24/2025	ND<0.19	ND<0.19	ND<0.13	ND<0.19	0.24 J	ND<0.13	ND<0.14	ND<0.13	ND<0.15	ND<0.15	ND<0.005	ND<0.3
				04/21/2025	ND<0.19	ND<0.19	ND<0.13	ND<0.19	0.16 J	ND<0.13	ND<0.14	ND<0.13	ND<0.15	ND<0.15	ND<0.005	ND<0.3
				05/19/2025	ND<0.19	ND<0.19	ND<0.13	ND<0.19	ND<0.13	ND<0.13	ND<0.14	ND<0.13	ND<0.15	ND<0.15	ND<0.005	ND<0.3
				07/11/2025	ND<0.19	ND<0.19	ND<0.13	ND<0.19	ND<0.13	ND<0.13	ND<0.14	ND<0.13	ND<0.15	ND<0.15	ND<0.005	ND<0.3
				09/12/2025	ND<0.19	ND<0.19	ND<0.13	ND<0.19	ND<0.13	ND<0.13	ND<0.14	ND<0.13	ND<0.15	ND<0.15	ND<0.005	ND<0.3
				11/17/2025	ND<0.19	ND<0.19	ND<0.13	ND<0.19	ND<0.13	ND<0.13	ND<0.14	ND<0.13	ND<0.15	ND<0.15	ND<0.005	ND<0.3
				01/28/2026	ND<0.19	ND<0.19	ND<0.13	ND<0.19	ND<0.13	ND<0.13	ND<0.14	ND<0.13	ND<0.15	ND<0.15	ND<0.005	ND<0.3
				03/30/2026	ND<0.21	ND<0.28	ND<0.21	ND<0.50	ND<0.12	ND<0.19	ND<0.23	ND<0.21	ND<0.20	ND<0.18	ND<0.005	ND<0.3
				05/29/2026	ND<0.21	ND<0.28	ND<0.21	ND<0.50	ND<0.12	ND<0.19	ND<0.23	ND<0.21	ND<0.20	ND<0.18	ND<0.005	ND<0.3
				07/31/2026	ND<0.21	ND<0.28	ND<0.21	ND<0.50	ND<0.12	ND<0.19	ND<0.23	ND<0.21	ND<0.20	ND<0.18	ND<0.005	ND<0.3
			POET-Midfluent	02/28/2025	ND<0.10	ND<0.10	ND<0.10	ND<0.10	ND<0.10	ND<0.10	ND<0.20	ND<0.10	ND<0.10	ND<0.10	ND<0.0095	ND<0.12
				03/24/2025	ND<0.19	ND<0.19	ND<0.13	ND<0.19	ND<0.13	ND<0.13	ND<0.14	ND<0.13	ND<0.15	ND<0.15	ND<0.005	ND<0.3
				04/21/2025	ND<0.19	ND<0.19	ND<0.13	ND<0.19	ND<0.13	ND<0.13	ND<0.14	ND<0.13	ND<0.15	ND<0.15	ND<0.005	ND<0.3
				05/19/2025	ND<0.19	ND<0.19	ND<0.13	ND<0.19	ND<0.13	ND<0.13	ND<0.14	ND<0.13	ND<0.15	ND<0.15	ND<0.005	ND<0.3
				07/11/2025	ND<0.19	ND<0.19	ND<0.13	ND<0.19	ND<0.13	ND<0.13	ND<0.14	ND<0.13	ND<0.15	ND<0.15	ND<0.005	ND<0.3
				09/12/2025	ND<0.19	ND<0.19	ND<0.13	ND<0.19	ND<0.13	ND<0.13	ND<0.14	ND<0.13	ND<0.15	ND<0.15	ND<0.005	ND<0.3
				11/17/2025	ND<0.19	ND<0.19	ND<0.13	ND<0.19	ND<0.13	ND<0.13	ND<0.14	ND<0.13	ND<0.15	ND<0.15	ND<0.005	ND<0.3
				01/28/2026	ND<0.19	ND<0.19	ND<0.13	ND<0.19	ND<0.13	ND<0.13	ND<0.14	ND<0.13	ND<0.15	ND<0.15	ND<0.005	ND<0.3
				03/30/2026	ND<0.21	ND<0.28	ND<0.21	ND<0.50	ND<0.12	ND<0.19	ND<0.23	ND<0.21	ND<0.20	ND<0.18	ND<0.005	ND<0.3
				05/29/2026	ND<0.21	ND<0.28	ND<0.21	ND<0.50	ND<0.12	ND<0.19	ND<0.23	ND<0.21	ND<0.20	ND<0.18	ND<0.005	ND<0.3
				07/31/2026	ND<0.21	ND<0.28	ND<0.21	ND<0.50	ND<0.12	ND<0.19	ND<0.23	ND<0.21	ND<0.20	ND<0.18	ND<0.005	ND<0.3
			POET-Effluent	02/28/2025	ND<0.10	ND<0.10	ND<0.10	ND<0.10	ND<0.10	ND<0.10	ND<0.20	ND<0.10	ND<0.10	ND<0.10	ND<0.0095	ND<0.12
				03/24/2025	ND<0.19	ND<0.19	ND<0.13	ND<0.19	ND<0.13	ND<0.13	ND<0.14	ND<0.13	ND<0.15	ND<0.15	ND<0.005	ND<0.3
				04/21/2025	ND<0.19	ND<0.19	ND<0.13	ND<0.19	ND<0.13	ND<0.13	ND<0.14	ND<0.13	ND<0.15	ND<0.15	ND<0.005	ND<0.3
				05/19/2025	ND<0.19	ND<0.19	ND<0.13	ND<0.19	ND<0.13	ND<0.13	ND<0.14	ND<0.13	ND<0.15	ND<0.15	ND<0.005	ND<0.3
				07/11/2025	ND<0.19	ND<0.19	ND<0.13	ND<0.19	ND<0.13	ND<0.13	ND<0.14	ND<0.13	ND<0.15	ND<0.15	ND<0.005	ND<0.3
				09/12/2025	ND<0.19	ND<0.19	ND<0.13	ND<0.19	ND<0.13	ND<0.13	ND<0.14	ND<0.13	ND<0.15	ND<0.15	ND<0.005	ND<0.3
				11/17/2025	ND<0.19	ND<0.19	ND<0.13	ND<0.19	ND<0.13	ND<0.13	ND<0.14	ND<0.13	ND<0.15	ND<0.15	ND<0.005	ND<0.3
				01/28/2026	ND<0.19	ND<0.19	ND<0.13	ND<0.19	ND<0.13	ND<0.13	ND<0.14	ND<0.13	ND<0.15	ND<0.15	ND<0.005	ND<0.3
				03/30/2026	ND<0.21	ND<0.28	ND<0.21	ND<0.50	ND<0.12	ND<0.19	ND<0.23	ND<0.21	ND<0.20	ND<0.18	ND<0.005	ND<0.3
				05/29/2026	ND<0.21	ND<0.28	ND<0.21	ND<0.50	ND<0.12	ND<0.19	ND<0.23	ND<0.21	ND<0.20	ND<0.18	ND<0.005	ND<0.3
				07/31/2026	ND<0.21	ND<0.28	ND<0.21	ND<0.50	ND<0.12	ND<0.19	ND<0.23	ND<0.21	ND<0.20	ND<0.18	ND<0.005	ND<0.3
			Utility Sink	01/29/2025	ND<0.50	ND<0.50	ND<0.50	ND<0.50	ND<0.50	ND<0.50	ND<0.50	ND<0.50	ND<0.50	ND<0.50	ND<0.0095	0.59
				02/21/2025	ND<0.10	ND<0.10	ND<0.10	ND<0.10	ND<0.10	ND<0.10	ND<0.20	ND<0.10	ND<0.10	ND<0.10	ND<0.0095	1.6
			POET-Influent	03/12/2025	ND<0.19	ND<0.19	ND<0.13	ND<0.19	ND<0.13	ND<0.13	0.31 J	ND<0.13	ND<0.15	ND<0.15	ND<0.005	ND<0.3
				04/02/2025	ND<0.19	ND<0.19	ND<0.13	ND<0.19	ND<0.13	ND<0.13	0.39 J	ND<0.13	ND<0.15	ND<0.15	ND<0.005	ND<0.3
				05/13/2025	ND<0.19	ND<0.19	ND<0.13	ND<0.19	ND<0.13	ND<0.13	ND<0.14	ND<0.13	ND<0.15	ND<0.15	ND<0.005	ND<0.3
				07/16/2025	ND<0.19	ND<0.19	ND<0.13	ND<0.19	ND<0.13	ND<0.13	ND<0.14	ND<0.13	ND<0.15	ND<0.15	ND<0.005	ND<0.3
				08/27/2025	ND<0.19	ND<0.19	ND<0.13	ND<0.19	ND<0.13	ND<0.13	ND<0.14	ND<0.13	ND<0.15	ND<0.15	ND<0.005	ND<0.3
				08/29/2025	ND<0.19	ND<0.19	ND<0.13	ND<0.19	ND<0.13	ND<0.13	ND<0.14	ND<0.13	ND<0.15	ND<0.15	ND<0.005	ND<0.3
				11/03/2025	ND<0.19	ND<0.19	ND<0.13	ND<0.19	ND<0.13	ND<0.13	ND<0.14	ND<0.13	ND<0.15	ND<0.15	ND<0.005	ND<0.3
				01/06/2026	ND<0.19	ND<0.19	ND<0.13	ND<0.19	ND<0.13	ND<0.13	ND<0.14	ND<0.13	ND<0.15	ND<0.15	ND<0.005	ND<0.3
				03/09/2026	ND<0.21	ND<0.28	ND<0.21	ND<0.50	ND<0.12	ND<0.19	ND<0.23	ND<0.21	ND<0.20	ND<0.18	ND<0.005	ND<0.3
				05/05/2026	ND<0.21	ND<0.28	ND<0.21	ND<0.50	ND<0.12	ND<0.19	ND<0.23	ND<0.21	ND<0.20	ND<0.18	ND<0.005	ND<0.3
				07/07/2026	ND<0.21	ND<0.28	ND<0.21	ND<0.50	ND<0.12	ND<0.19	ND<0.23	ND<0.21	ND<0.20	ND<0.18	ND<0.005	ND<0.3
			POET-Midfluent	03/12/2025	ND<0.19	ND<0.19	ND<0.13	ND<0.19	ND<0.13	ND<0.13	ND<0.14	ND<0.13	ND<0.15	ND<0.15	ND<0.005	ND<0.3
				04/02/2025	ND<0.19	ND<0.19	ND<0.13	ND<0.19	ND<0.13	ND<0.13	ND<0.14	ND<0.13	ND<0.15	ND<0.15	ND<0.005	ND<0.3
				05/13/2025	ND<0.19	ND<0.19	ND<0.13	ND<0.19	ND<0.13	ND<0.13	ND<0.14	ND<0.13	ND<0.15	ND<0.15	ND<0.005	ND<0.3
				07/16/2025	ND<0.19	ND<0.19	ND<0.13	ND<0.19	ND<0.13	ND<0.13	ND<0.14	ND<0.13	ND<0.15	ND<0.15	ND<0.005	ND<0.3
				08/27/2025	ND<0.19	ND<0.19	ND<0.13	ND<0.19	ND<0.13	ND<0.13	ND<0.14	ND<0.13	ND<0.15	ND<0.15	ND<0.005	ND<0.3
				08/29/2025	ND<0.19	ND<0.19	ND<0.13	ND<0.19	ND<0.13	ND<0.13	ND<0.14	ND<0.13	ND<0.15	ND<0.15	ND<0.005	ND<0.3
				11/03/2025	ND<0.19	ND<0.19	ND<0.13	ND<0.19	ND<0.13	ND<0.13	ND<0.14	ND<0.13	ND<0.15	ND<0.15	ND<0.005	ND<0.3
				01/06/2026	ND<0.19	ND<0.19	ND<0.13	ND<0.19	ND<0.13	ND<0.13	ND<0.14	ND<0.13	ND<0.15	ND<0.15	ND<0.005	ND<0.3
				03/09/2026	ND<0.21	ND<0.28	ND<0.21	ND<0.50	ND<0.12	ND<0.19	ND<0.23	ND<0.21	ND<0.20	ND<0.18	ND<0.005	ND<0.3
				05/05/2026	ND<0.21	ND<0.28	ND<0.21	ND<0.50	ND<0.12	ND<0.19	ND<0.23	ND<0.21	ND<0.20	ND<0.18	ND<0.005	ND<0.3
				07/07/2026	ND<0.21	ND<0.28	ND<0.21	ND<0.50	ND<0.12	ND<0.19	ND<0.23	ND<0.21	ND<0.20	ND<0.18	ND<0.005	ND<0.3
			POET-Effluent	03/12/2025	ND<0.19	ND<0.19	ND<0.13	ND<0.19	ND<0.13	ND<0.13	ND<0.14	ND<0.13	ND<0.15	ND<0.15	ND<0.005	ND<0.3
				04/02/2025	ND<0.19	ND<0.19	ND<0.13	ND<0.19	ND<0.13	ND<0.13	ND<0.14	ND<0.13	ND<0.15	ND<0.15	ND<0.005	ND<0.3
				05/13/2025	ND<0.19	ND<0.19	ND<0.13	ND<0.19	ND<0.13	ND<0.13	ND<0.14	ND<0.13	ND<0.15	ND<0.15	ND<0.005	ND<0.3
				07/16/2025	ND<0.19	ND<0.19	ND<0.13	ND<0.19	ND<0.13	ND<0.13	ND<0.14	ND<0.13	ND<0.15	ND<0.15	ND<0.005	ND<0.3
				08/27/2025	ND<0.19	ND<0.19	ND<0.13	ND<0.19	ND<0.13	ND<0.13	ND<0.14	ND<0.13	ND<0.15	ND<0.15	ND<0.005	ND<0.3
				08/29/2025	ND<0.19	ND<0.19	ND<0.13	ND<0.19	ND<0.13	ND<0.13	ND<0.14	ND<0.13	ND<0.15	ND<0.15	ND<0.005	ND<0.3
				11/03/2025	ND<0.19	ND<0.19	ND<0.13	ND<0.19	ND<0.13	ND<0.13	ND<0.14	ND<0.13	ND<0.15	ND<0.15	ND<0.005	ND<0.3
				01/06/2026	ND<0.19	ND<0.19	ND<0.13	ND<0.19	ND<0.13	ND<0.13	ND<0.14	ND<0.13	ND<0.15	ND<0.15	ND<0.005	ND<0.3
				03/09/2026	ND<0.21	ND<0.28	ND<0.21	ND<0.50	ND<0.12	ND<0.19	ND<0.23	ND<0.21	ND<0.20	ND<0.18	ND<0.005	ND<0.3
				05/05/2026	ND<0.21	ND<0.28	ND<0.21	ND<0.50	ND<0.12	ND<0.19	ND<0.23	ND<0.21	ND<0.20	ND<0.18	ND<0.005	ND<0.3
				07/07/2026	ND<0.21	ND<0.28	ND<0.21	ND<0.50	ND<0.12	ND<0.19	ND<0.23	ND<0.21	ND<0.20	ND<0.18	ND<0.005	ND<0.3

Table 1
Potable Well Analytical Results Summary

Sample Address	Well Depth (feet)	Pump Depth (feet)	Sample Location	Date	Benzene (µg/L)	Toluene (µg/L)	Ethyl-benzene (µg/L)	Total Xylenes (µg/L)	MTBE (µg/L)	Isopropyl Benzene (µg/L)	Naph-thalene (µg/L)	1,2,4-Trimethyl-benzene (µg/L)	1,3,5-Trimethyl-benzene (µg/L)	1,2-Dichloro-ethane (µg/L)	1,2 Dibromo-ethane (µg/L)	Dissolved Lead (µg/L)
DEP MSCs for a Residential, Used Aquifer					5	1,000	700	10,000	20	840	100	130	130	5	0.05	5
Redacted			Bladder Tank	01/24/2025	ND<0.10	ND<0.10	ND<0.10	ND<0.10	0.12 J	ND<0.10	ND<0.20	ND<0.10	ND<0.10	ND<0.10	ND<0.0095	ND<0.12
			Kitchen Sink	02/06/2025	ND<0.50	ND<0.50	ND<0.50	ND<0.50	ND<0.50	ND<0.50	ND<0.50	ND<0.50	ND<0.50	ND<0.50	ND<0.0094	ND<0.12
			POET-Influent	02/20/2025	ND<0.10	ND<0.10	ND<0.10	ND<0.10	ND<0.10	ND<0.10	ND<0.20	ND<0.10	ND<0.10	ND<0.10	ND<0.0094	0.15 J
				03/26/2025	ND<0.19	ND<0.19	ND<0.13	ND<0.19	ND<0.13	ND<0.13	ND<0.14	ND<0.13	ND<0.15	ND<0.15	ND<0.005	ND<0.3
				04/21/2025	ND<0.19	ND<0.19	ND<0.13	ND<0.19	ND<0.13	ND<0.13	ND<0.14	ND<0.13	ND<0.15	ND<0.15	ND<0.005	ND<0.3
				05/21/2025	ND<0.19	ND<0.19	ND<0.13	ND<0.19	ND<0.13	ND<0.13	ND<0.14	ND<0.13	ND<0.15	ND<0.15	ND<0.005	ND<0.3
				07/09/2025	ND<0.19	ND<0.19	ND<0.13	ND<0.19	ND<0.13	ND<0.13	ND<0.14	ND<0.13	ND<0.15	ND<0.15	ND<0.005	ND<0.3
				08/13/2025	ND<0.19	ND<0.19	ND<0.13	ND<0.19	ND<0.13	ND<0.13	ND<0.14	ND<0.13	ND<0.15	ND<0.15	ND<0.005	ND<0.3
				09/08/2025	ND<0.19	ND<0.19	ND<0.13	ND<0.19	ND<0.13	ND<0.13	ND<0.14	ND<0.13	ND<0.15	ND<0.15	ND<0.005	ND<0.3
				10/06/2025	ND<0.19	ND<0.19	ND<0.13	ND<0.19	ND<0.13	ND<0.13	ND<0.14	ND<0.13	ND<0.15	ND<0.15	ND<0.005	ND<0.3
				11/04/2025	ND<0.19	ND<0.19	ND<0.13	ND<0.19	ND<0.13	ND<0.13	ND<0.14	ND<0.13	ND<0.15	ND<0.15	ND<0.005	ND<0.3
				12/01/2025	ND<0.19	ND<0.19	ND<0.13	ND<0.19	ND<0.13	ND<0.13	ND<0.14	ND<0.13	ND<0.15	ND<0.15	ND<0.005	ND<0.3
				01/06/2026	ND<0.19	ND<0.19	ND<0.13	ND<0.19	ND<0.13	ND<0.13	ND<0.14	ND<0.13	ND<0.15	ND<0.15	ND<0.005	ND<0.3
				02/04/2026	ND<0.19	ND<0.19	ND<0.13	ND<0.19	ND<0.13	ND<0.13	ND<0.14	ND<0.13	ND<0.15	ND<0.15	ND<0.005	ND<0.3
				03/05/2026	ND<0.21	ND<0.28	ND<0.21	ND<0.50	ND<0.12	ND<0.19	ND<0.23	ND<0.21	ND<0.20	ND<0.18	ND<0.005	ND<0.3
				03/31/2026	ND<0.21	ND<0.28	ND<0.21	ND<0.50	ND<0.12	ND<0.19	ND<0.23	ND<0.21	ND<0.20	ND<0.18	ND<0.005	ND<0.3
				04/27/2026	ND<0.21	ND<0.28	ND<0.21	ND<0.50	ND<0.12	ND<0.19	ND<0.23	ND<0.21	ND<0.20	ND<0.18	ND<0.005	ND<0.3
				05/26/2026	ND<0.21	ND<0.28	ND<0.21	ND<0.50	ND<0.12	ND<0.19	ND<0.23	ND<0.21	ND<0.20	ND<0.18	ND<0.005	ND<0.3
				07/06/2026	ND<0.21	ND<0.28	ND<0.21	ND<0.50	ND<0.12	ND<0.19	ND<0.23	ND<0.21	ND<0.20	ND<0.18	ND<0.005	ND<0.3
				08/03/2026	ND<0.21	ND<0.28	ND<0.21	ND<0.50	ND<0.12	ND<0.19	ND<0.23	ND<0.21	ND<0.20	ND<0.18	ND<0.005	ND<0.3
			POET-Midfluent	02/20/2025	ND<0.10	ND<0.10	ND<0.10	ND<0.10	ND<0.10	ND<0.10	ND<0.20	ND<0.10	ND<0.10	ND<0.10	ND<0.0095	ND<0.12
				03/26/2025	ND<0.19	ND<0.19	ND<0.13	ND<0.19	ND<0.13	ND<0.13	ND<0.14	ND<0.13	ND<0.15	ND<0.15	ND<0.005	ND<0.3
				04/21/2025	ND<0.19	ND<0.19	ND<0.13	ND<0.19	ND<0.13	ND<0.13	ND<0.14	ND<0.13	ND<0.15	ND<0.15	ND<0.005	ND<0.3
				05/21/2025	ND<0.19	ND<0.19	ND<0.13	ND<0.19	ND<0.13	ND<0.13	ND<0.14	ND<0.13	ND<0.15	ND<0.15	ND<0.005	ND<0.3
				07/09/2025	ND<0.19	ND<0.19	ND<0.13	ND<0.19	ND<0.13	ND<0.13	ND<0.14	ND<0.13	ND<0.15	ND<0.15	ND<0.005	ND<0.3
				08/13/2025	ND<0.19	ND<0.19	ND<0.13	ND<0.19	ND<0.13	ND<0.13	ND<0.14	ND<0.13	ND<0.15	ND<0.15	ND<0.005	1.6
				09/08/2025	ND<0.19	ND<0.19	ND<0.13	ND<0.19	ND<0.13	ND<0.13	ND<0.14	ND<0.13	ND<0.15	ND<0.15	ND<0.005	ND<0.3
				10/06/2025	ND<0.19	ND<0.19	ND<0.13	ND<0.19	ND<0.13	ND<0.13	ND<0.14	ND<0.13	ND<0.15	ND<0.15	ND<0.005	ND<0.3
				11/04/2025	ND<0.19	ND<0.19	ND<0.13	ND<0.19	ND<0.13	ND<0.13	ND<0.14	ND<0.13	ND<0.15	ND<0.15	ND<0.005	ND<0.3
				12/01/2025	ND<0.19	ND<0.19	ND<0.13	ND<0.19	ND<0.13	ND<0.13	ND<0.14	ND<0.13	ND<0.15	ND<0.15	ND<0.005	ND<0.3
				01/06/2026	ND<0.19	ND<0.19	ND<0.13	ND<0.19	ND<0.13	ND<0.13	ND<0.14	ND<0.13	ND<0.15	ND<0.15	ND<0.005	ND<0.3
				02/04/2026	ND<0.19	ND<0.19	ND<0.13	ND<0.19	ND<0.13	ND<0.13	ND<0.14	ND<0.13	ND<0.15	ND<0.15	ND<0.005	ND<0.3
				03/05/2026	ND<0.21	ND<0.28	ND<0.21	ND<0.50	ND<0.12	ND<0.19	ND<0.23	ND<0.21	ND<0.20	ND<0.18	ND<0.005	ND<0.3
				03/31/2026	ND<0.21	ND<0.28	ND<0.21	ND<0.50	ND<0.12	ND<0.19	ND<0.23	ND<0.21	ND<0.20	ND<0.18	ND<0.005	ND<0.3
				04/27/2026	ND<0.21	ND<0.28	ND<0.21	ND<0.50	ND<0.12	ND<0.19	ND<0.23	ND<0.21	ND<0.20	ND<0.18	ND<0.005	ND<0.3
				05/26/2026	ND<0.21	ND<0.28	ND<0.21	ND<0.50	ND<0.12	ND<0.19	ND<0.23	ND<0.21	ND<0.20	ND<0.18	ND<0.005	ND<0.3
				07/06/2026	ND<0.21	ND<0.28	ND<0.21	ND<0.50	ND<0.12	ND<0.19	ND<0.23	ND<0.21	ND<0.20	ND<0.18	ND<0.005	ND<0.3
				08/03/2026	ND<0.21	ND<0.28	ND<0.21	ND<0.50	ND<0.12	ND<0.19	ND<0.23	ND<0.21	ND<0.20	ND<0.18	ND<0.005	ND<0.3
			POET-Effluent	02/20/2025	ND<0.10	ND<0.10	ND<0.10	ND<0.10	ND<0.10	ND<0.10	ND<0.20	ND<0.10	ND<0.10	ND<0.10	ND<0.0095	ND<0.12
				03/26/2025	ND<0.19	ND<0.19	ND<0.13	ND<0.19	ND<0.13	ND<0.13	ND<0.14	ND<0.13	ND<0.15	ND<0.15	ND<0.005	ND<0.3
				04/21/2025	ND<0.19	ND<0.19	ND<0.13	ND<0.19	ND<0.13	ND<0.13	ND<0.14	ND<0.13	ND<0.15	ND<0.15	ND<0.005	ND<0.3
				05/21/2025	ND<0.19	ND<0.19	ND<0.13	ND<0.19	ND<0.13	ND<0.13	ND<0.14	ND<0.13	ND<0.15	ND<0.15	ND<0.005	ND<0.3
				07/09/2025	ND<0.19	ND<0.19	ND<0.13	ND<0.19	ND<0.13	ND<0.13	ND<0.14	ND<0.13	ND<0.15	ND<0.15	ND<0.005	ND<0.3
				08/13/2025	ND<0.19	ND<0.19	ND<0.13	ND<0.19	ND<0.13	ND<0.13	ND<0.14	ND<0.13	ND<0.15	ND<0.15	ND<0.005	ND<0.3
				09/08/2025	ND<0.19	ND<0.19	ND<0.13	ND<0.19	ND<0.13	ND<0.13	ND<0.14	ND<0.13	ND<0.15	ND<0.15	ND<0.005	ND<0.3
				10/06/2025	ND<0.19	ND<0.19	ND<0.13	ND<0.19	ND<0.13	ND<0.13	ND<0.14	ND<0.13	ND<0.15	ND<0.15	ND<0.005	ND<0.3
				11/04/2025	ND<0.19	ND<0.19	ND<0.13	ND<0.19	ND<0.13	ND<0.13	ND<0.14	ND<0.13	ND<0.15	ND<0.15	ND<0.005	ND<0.3
				12/01/2025	ND<0.19	ND<0.19	ND<0.13	ND<0.19	ND<0.13	ND<0.13	ND<0.14	ND<0.13	ND<0.15	ND<0.15	ND<0.005	ND<0.3
				01/06/2026	ND<0.19	ND<0.19	ND<0.13	ND<0.19	ND<0.13	ND<0.13	ND<0.14	ND<0.13	ND<0.15	ND<0.15	ND<0.005	ND<0.3
				02/04/2026	ND<0.19	ND<0.19	ND<0.13	ND<0.19	ND<0.13	ND<0.13	ND<0.14	ND<0.13	ND<0.15	ND<0.15	ND<0.005	ND<0.3
				03/05/2026	ND<0.21	ND<0.28	ND<0.21	ND<0.50	ND<0.12	ND<0.19	ND<0.23	ND<0.21	ND<0.20	ND<0.18	ND<0.005	ND<0.3
				03/31/2026	ND<0.21	ND<0.28	ND<0.21	ND<0.50	ND<0.12	ND<0.19	ND<0.23	ND<0.21	ND<0.20	ND<0.18	ND<0.005	ND<0.3
				04/27/2026	ND<0.21	ND<0.28	ND<0.21	ND<0.50	ND<0.12	ND<0.19	ND<0.23	ND<0.21	ND<0.20	ND<0.18	ND<0.005	ND<0.3
				05/26/2026	ND<0.21	ND<0.28	ND<0.21	ND<0.50	ND<0.12	ND<0.19	ND<0.23	ND<0.21	ND<0.20	ND<0.18	ND<0.005	ND<0.3
				07/06/2026	ND<0.21	ND<0.28	ND<0.21	ND<0.50	ND<0.12	ND<0.19	ND<0.23	ND<0.21	ND<0.20	ND<0.18	ND<0.005	ND<0.3
				08/03/2026	ND<0.21	ND<0.28	ND<0.21	ND<0.50	ND<0.12	ND<0.19	ND<0.23	ND<0.21	ND<0.20	ND<0.18	ND<0.005	ND<0.3

Table 1
Potable Well Analytical Results Summary

Sample Address	Well Depth (feet)	Pump Depth (feet)	Sample Location	Date	Benzene (µg/L)	Toluene (µg/L)	Ethyl-benzene (µg/L)	Total Xylenes (µg/L)	MTBE (µg/L)	Isopropyl Benzene (µg/L)	Naph-thalene (µg/L)	1,2,4-Trimethyl-benzene (µg/L)	1,3,5-Trimethyl-benzene (µg/L)	1,2-Dichloro-ethane (µg/L)	1,2 Dibromo-ethane (µg/L)	Dissolved Lead (µg/L)
DEP MSCs for a Residential, Used Aquifer					**5**	**1,000**	**700**	**10,000**	**20**	**840**	**100**	**130**	**130**	**5**	**0.05**	**5**
Redacted			Bladder Tank	01/24/2025	ND<0.50	ND<0.50	ND<0.50	ND<0.50	ND<0.50	ND<0.50	ND<0.50	ND<0.50	ND<0.50	ND<0.50	ND<0.0094	1.7
			POET-Influent	02/24/2025	ND<0.10	ND<0.10	ND<0.10	ND<0.10	0.12 J	ND<0.10	ND<0.20	ND<0.10	ND<0.10	ND<0.50	ND<0.0093	3.1
				03/15/2025	ND<0.19	ND<0.19	ND<0.13	ND<0.19	ND<0.13	ND<0.13	ND<0.14	ND<0.13	ND<0.15	ND<0.15	ND<0.005	ND<0.3
				04/09/2025	ND<0.19	ND<0.19	ND<0.13	ND<0.19	ND<0.13	ND<0.13	ND<0.15	ND<0.13	ND<0.15	ND<0.15	ND<0.005	ND<0.3
				04/30/2025	ND<0.19	ND<0.19	ND<0.13	ND<0.19	ND<0.13	ND<0.13	ND<0.14	ND<0.13	ND<0.15	ND<0.15	ND<0.005	ND<0.3
				06/02/2025	ND<0.19	ND<0.19	ND<0.13	ND<0.19	ND<0.13	ND<0.13	ND<0.14	ND<0.13	ND<0.15	ND<0.15	ND<0.005	ND<0.3
				08/06/2025	ND<0.19	ND<0.19	ND<0.13	ND<0.19	ND<0.13	ND<0.13	ND<0.14	ND<0.13	ND<0.15	ND<0.15	ND<0.005	ND<0.3
				08/25/2025	ND<0.19	ND<0.19	ND<0.13	ND<0.19	ND<0.13	ND<0.13	ND<0.14	ND<0.13	ND<0.15	ND<0.15	ND<0.005	ND<0.3
				08/29/2025	ND<0.19	ND<0.19	ND<0.13	ND<0.19	ND<0.13	ND<0.13	ND<0.14	ND<0.13	ND<0.15	ND<0.15	ND<0.005	ND<0.3
				10/29/2025	ND<0.19	ND<0.19	ND<0.13	ND<0.19	ND<0.13	ND<0.13	ND<0.14	ND<0.13	ND<0.15	ND<0.15	ND<0.005	ND<0.3
				12/30/2025	ND<0.19	ND<0.19	ND<0.13	ND<0.19	ND<0.13	ND<0.13	ND<0.14	ND<0.13	ND<0.15	ND<0.15	ND<0.005	ND<0.3
				02/27/2026	ND<0.21	ND<0.28	ND<0.21	ND<0.50	ND<0.12	ND<0.19	ND<0.23	ND<0.21	ND<0.20	ND<0.18	ND<0.005	ND<0.3
				03/19/2026	ND<0.21	ND<0.28	ND<0.21	ND<0.50	ND<0.12	ND<0.19	ND<0.23	ND<0.21	ND<0.20	ND<0.18	ND<0.005	ND<0.3
				05/13/2026	ND<0.21	ND<0.28	ND<0.21	ND<0.50	ND<0.12	ND<0.19	ND<0.23	ND<0.21	ND<0.20	ND<0.18	ND<0.005	ND<0.3
				06/15/2026	ND<0.21	ND<0.28	ND<0.21	ND<0.50	ND<0.12	ND<0.19	ND<0.23	ND<0.21	ND<0.20	ND<0.18	ND<0.005	ND<0.3
				08/03/2026	ND<0.21	ND<0.28	ND<0.21	ND<0.50	ND<0.12	ND<0.19	ND<0.23	ND<0.21	ND<0.20	ND<0.18	ND<0.005	ND<0.3
			POET-Midfluent	03/15/2025	ND<0.19	ND<0.19	ND<0.13	ND<0.19	ND<0.13	ND<0.13	ND<0.14	ND<0.13	ND<0.15	ND<0.15	ND<0.005	ND<0.3
				04/09/2025	ND<0.19	ND<0.19	ND<0.13	ND<0.19	ND<0.13	ND<0.13	ND<0.14	ND<0.13	ND<0.15	ND<0.15	ND<0.005	ND<0.3
				04/30/2025	ND<0.19	ND<0.19	ND<0.13	ND<0.19	ND<0.13	ND<0.13	ND<0.14	ND<0.13	ND<0.15	ND<0.15	ND<0.005	ND<0.3
				06/02/2025	ND<0.19	ND<0.19	ND<0.13	ND<0.19	ND<0.13	ND<0.13	ND<0.14	ND<0.13	ND<0.15	ND<0.15	ND<0.005	ND<0.3
				08/06/2025	ND<0.19	ND<0.19	ND<0.13	ND<0.19	ND<0.13	ND<0.13	ND<0.14	ND<0.13	ND<0.15	ND<0.15	ND<0.005	ND<0.3
				08/25/2025	ND<0.19	ND<0.19	ND<0.13	ND<0.19	ND<0.13	ND<0.13	ND<0.14	ND<0.13	ND<0.15	ND<0.15	ND<0.005	ND<0.3
				08/29/2025	ND<0.19	ND<0.19	ND<0.13	ND<0.19	ND<0.13	ND<0.13	ND<0.14	ND<0.13	ND<0.15	ND<0.15	ND<0.005	ND<0.3
				10/29/2025	ND<0.19	ND<0.19	ND<0.13	ND<0.19	ND<0.13	ND<0.13	ND<0.14	ND<0.13	ND<0.15	ND<0.15	ND<0.005	ND<0.3
				12/30/2025	ND<0.19	ND<0.19	ND<0.13	ND<0.19	ND<0.13	ND<0.13	ND<0.14	ND<0.13	ND<0.15	ND<0.15	ND<0.005	ND<0.3
				02/27/2026	ND<0.21	ND<0.28	ND<0.21	ND<0.50	ND<0.12	ND<0.19	ND<0.23	ND<0.21	ND<0.20	ND<0.18	ND<0.005	ND<0.3
				03/19/2026	ND<0.21	ND<0.28	ND<0.21	ND<0.50	ND<0.12	ND<0.19	ND<0.23	ND<0.21	ND<0.20	ND<0.18	ND<0.005	ND<0.3
				05/13/2026	ND<0.21	ND<0.28	ND<0.21	ND<0.50	ND<0.12	ND<0.19	ND<0.23	ND<0.21	ND<0.20	ND<0.18	ND<0.005	ND<0.3
				06/15/2026	ND<0.21	ND<0.28	ND<0.21	ND<0.50	ND<0.12	ND<0.19	ND<0.23	ND<0.21	ND<0.20	ND<0.18	ND<0.005	ND<0.3
				08/03/2026	ND<0.21	ND<0.28	ND<0.21	ND<0.50	ND<0.12	ND<0.19	ND<0.23	ND<0.21	ND<0.20	ND<0.18	ND<0.005	ND<0.3
			POET-Effluent	02/24/2025	ND<0.10	ND<0.10	ND<0.10	ND<0.10	ND<0.10	ND<0.10	ND<0.20	ND<0.10	ND<0.10	ND<0.50	ND<0.0093	0.13 J
				03/15/2025	ND<0.19	ND<0.19	ND<0.13	ND<0.19	ND<0.13	ND<0.13	ND<0.14	ND<0.13	ND<0.15	ND<0.15	ND<0.005	ND<0.3
				04/09/2025	ND<0.19	ND<0.19	ND<0.13	ND<0.19	ND<0.13	ND<0.13	ND<0.14	ND<0.13	ND<0.15	ND<0.15	ND<0.005	ND<0.3
				04/30/2025	ND<0.19	ND<0.19	ND<0.13	ND<0.19	ND<0.13	ND<0.13	ND<0.14	ND<0.13	ND<0.15	ND<0.15	ND<0.005	ND<0.3
				06/02/2025	ND<0.19	ND<0.19	ND<0.13	ND<0.19	ND<0.13	ND<0.13	ND<0.14	ND<0.13	ND<0.15	ND<0.15	ND<0.005	ND<0.3
				08/06/2025	ND<0.19	ND<0.19	ND<0.13	ND<0.19	ND<0.13	ND<0.13	ND<0.14	ND<0.13	ND<0.15	ND<0.15	ND<0.005	ND<0.3
				08/25/2025	ND<0.19	ND<0.19	ND<0.13	ND<0.19	ND<0.13	ND<0.13	ND<0.14	ND<0.13	ND<0.15	ND<0.15	ND<0.005	ND<0.3
				08/29/2025	ND<0.19	ND<0.19	ND<0.13	ND<0.19	ND<0.13	ND<0.13	ND<0.14	ND<0.13	ND<0.15	ND<0.15	ND<0.005	ND<0.3
				10/29/2025	ND<0.19	ND<0.19	ND<0.13	ND<0.19	ND<0.13	ND<0.13	ND<0.14	ND<0.13	ND<0.15	ND<0.15	ND<0.005	ND<0.3
				12/30/2025	ND<0.19	ND<0.19	ND<0.13	ND<0.19	ND<0.13	ND<0.13	ND<0.14	ND<0.13	ND<0.15	ND<0.15	ND<0.005	ND<0.3
				02/27/2026	ND<0.21	ND<0.28	ND<0.21	ND<0.50	ND<0.12	ND<0.19	ND<0.23	ND<0.21	ND<0.20	ND<0.18	ND<0.005	ND<0.3
				03/19/2026	ND<0.21	ND<0.28	ND<0.21	ND<0.50	ND<0.12	ND<0.19	ND<0.23	ND<0.21	ND<0.20	ND<0.18	ND<0.005	ND<0.3
				05/13/2026	ND<0.21	ND<0.28	ND<0.21	ND<0.50	ND<0.12	ND<0.19	ND<0.23	ND<0.21	ND<0.20	ND<0.18	ND<0.005	ND<0.3
				06/15/2026	ND<0.21	ND<0.28	ND<0.21	ND<0.50	ND<0.12	ND<0.19	ND<0.23	ND<0.21	ND<0.20	ND<0.18	ND<0.005	ND<0.3
				08/03/2026	ND<0.21	ND<0.28	ND<0.21	ND<0.50	ND<0.12	ND<0.19	ND<0.23	ND<0.21	ND<0.20	ND<0.18	ND<0.005	ND<0.3

Table 1
Potable Well Analytical Results Summary

Sample Address	Well Depth (feet)	Pump Depth (feet)	Sample Location	Date	Benzene (µg/L)	Toluene (µg/L)	Ethyl-benzene (µg/L)	Total Xylenes (µg/L)	MTBE (µg/L)	Isopropyl Benzene (µg/L)	Naph-thalene (µg/L)	1,2,4-Trimethyl-benzene (µg/L)	1,3,5-Trimethyl-benzene (µg/L)	1,2-Dichloro-ethane (µg/L)	1,2 Dibromo-ethane (µg/L)	Dissolved Lead (µg/L)
DEP MSCs for a Residential, Used Aquifer					5	1,000	700	10,000	20	840	100	130	130	5	0.05	5
Redacted			Bladder Tank	01/23/2025	**15**	6.7	2.7	49	ND<0.50	1.3	19	48	39	ND<0.50	ND<0.0092	**5.2**
			Kitchen Sink	01/31/2025	**8.9**	3.7	1.7	25	ND<0.50	0.94	7.3	29	22	ND<0.50	ND<0.0093	0.23 J
			POET-Influent	02/15/2025	**25**	6.7	4.1	44	0.12 J	1.9	20	49	34	ND<0.50	ND<0.0095	ND<0.12
				02/24/2025	**28**	4.6	4.6	42	0.14 J	2.1	22	55	41	ND<0.50	ND<0.0094	0.15 J
				03/24/2025	**15**	2.3	3.8	19	ND<0.13	2.0	18	77	48	0.40 J	ND<0.005	ND<0.3
				05/19/2025	**5.6**	1.4	2.3	13	ND<0.13	1.5	14	68	40	ND<0.15	ND<0.005	ND<0.3
				07/17/2025	**7.0**	1.4	2.1	14	ND<0.13	1.3	13	54	30	ND<0.15	ND<0.005	ND<0.3
				08/13/2025	**15**	2.2	2.7	13	ND<0.13	1.3	14	46	23	ND<0.15	ND<0.005	ND<0.3
				09/16/2025	**24**	3.4	4.6	15	ND<0.13	1.4	12	47	27	ND<0.15	ND<0.005	ND<0.3
				10/13/2025	**29**	5.2	7.0	18	ND<0.13	1.6	17	49	23	ND<0.15	ND<0.005	ND<0.3
				11/10/2025	**23**	3.4	8.7	24	ND<0.13	1.6	16	43	14	ND<0.15	ND<0.005	ND<0.3
				12/08/2025	**21**	2.0	10	26	ND<0.13	1.8	14	46	2.9	ND<0.15	ND<0.005	ND<0.3
				01/05/2026	**18**	3.3	12	27	ND<0.13	1.9	14	51	3.5	ND<0.15	ND<0.005	ND<0.3
				02/03/2026	**8.8**	1.5	12	20	ND<0.13	2.5	12	38	ND<0.15	ND<0.15	ND<0.005	ND<0.3
				03/03/2026	**7.8**	1.4	6.8	14	ND<0.12	1.4	7.4	17	1.3	ND<0.18	ND<0.005	ND<0.3
				04/08/2026	3.2	0.60	2.8	5.8	ND<0.12	0.83	2.7	9.2	0.81	ND<0.18	ND<0.005	ND<0.3
				05/07/2026	4.3	0.98	5.6	6.0	ND<0.12	1.3	2.5	8.6	0.48 J	ND<0.18	ND<0.005	ND<0.3
				06/03/2026	4.3	0.70	5.9	2.5	ND<0.12	1.5	1.4	7.5	0.27 J	ND<0.18	ND<0.005	ND<0.3
				06/30/2026	4.2	0.40 J	3.6	ND<0.50	ND<0.12	0.70	0.79	1.5	ND<0.20	ND<0.18	ND<0.005	ND<0.3
				08/05/2026	**5.6**	0.64	8.5	0.74	ND<0.12	1.8	0.91 *	3.1	ND<0.20	ND<0.18	ND<0.005	ND<0.3
			POET-Midfluent	02/15/2025	ND<0.50	ND<0.50	ND<0.50	ND<0.50	ND<0.50	ND<0.50	ND<0.50	ND<0.50	ND<0.50	ND<0.50	ND<0.0093	ND<0.12
				02/24/2025	ND<0.10	ND<0.10	ND<0.10	ND<0.10	ND<0.10	ND<0.10	ND<0.20	ND<0.10	ND<0.10	ND<0.50	ND<0.0094	0.17 J
				03/24/2025	ND<0.19	ND<0.19	ND<0.13	ND<0.19	ND<0.13	ND<0.13	ND<0.14	ND<0.13	ND<0.15	ND<0.15	ND<0.005	ND<0.3
				05/19/2025	ND<0.19	ND<0.19	ND<0.13	ND<0.19	ND<0.13	ND<0.13	ND<0.14	ND<0.13	ND<0.15	ND<0.15	ND<0.005	ND<0.3
				07/17/2025	ND<0.19	ND<0.19	ND<0.13	ND<0.19	ND<0.13	ND<0.13	ND<0.14	ND<0.13	ND<0.15	ND<0.15	ND<0.005	ND<0.3
				08/13/2025	ND<0.19	ND<0.19	ND<0.13	ND<0.19	ND<0.13	ND<0.13	ND<0.14	ND<0.13	ND<0.15	ND<0.15	ND<0.005	ND<0.3
				09/16/2025	ND<0.19	ND<0.19	ND<0.13	ND<0.19	ND<0.13	ND<0.13	ND<0.14	ND<0.13	ND<0.15	ND<0.15	ND<0.005	ND<0.3
				10/13/2025	ND<0.19	ND<0.19	ND<0.13	ND<0.19	ND<0.13	ND<0.13	ND<0.14	ND<0.13	ND<0.15	ND<0.15	ND<0.005	ND<0.3
				11/10/2025	ND<0.19	ND<0.19	ND<0.13	ND<0.19	ND<0.13	ND<0.13	ND<0.14	ND<0.13	ND<0.15	ND<0.15	ND<0.005	ND<0.3
				12/08/2025	ND<0.19	ND<0.19	ND<0.13	ND<0.19	ND<0.13	ND<0.13	ND<0.14	ND<0.13	ND<0.15	ND<0.15	ND<0.005	ND<0.3
				01/05/2026	ND<0.19	ND<0.19	ND<0.13	ND<0.19	ND<0.13	ND<0.13	ND<0.14	ND<0.13	ND<0.15	ND<0.15	ND<0.005	**5.4**
				02/03/2026	ND<0.19	ND<0.19	ND<0.13	ND<0.19	ND<0.13	ND<0.13	ND<0.14	ND<0.13	ND<0.15	ND<0.15	ND<0.005	ND<0.3
				03/03/2026	ND<0.21	ND<0.28	ND<0.21	ND<0.50	ND<0.12	ND<0.19	ND<0.23	ND<0.21	ND<0.20	ND<0.18	ND<0.005	ND<0.3
				04/08/2026	ND<0.21	ND<0.28	ND<0.21	ND<0.50	ND<0.12	ND<0.19	ND<0.23	ND<0.21	ND<0.20	ND<0.18	ND<0.005	ND<0.3
				05/07/2026	ND<0.21	ND<0.28	ND<0.21	ND<0.50	ND<0.12	ND<0.19	ND<0.23	ND<0.21	ND<0.20	ND<0.18	ND<0.005	ND<0.3
				06/03/2026	ND<0.21	ND<0.28	ND<0.21	ND<0.50	ND<0.12	ND<0.19	ND<0.23	ND<0.21	ND<0.20	ND<0.18	ND<0.005	ND<0.3
				06/30/2026	ND<0.21	ND<0.28	ND<0.21	ND<0.50	ND<0.12	ND<0.19	ND<0.23	ND<0.21	ND<0.20	ND<0.18	ND<0.005	ND<0.3
				08/05/2026	ND<0.21	ND<0.28	ND<0.21	ND<0.50	ND<0.12	ND<0.19	ND<0.23	ND<0.21	ND<0.20	ND<0.18	ND<0.005	ND<0.3
			POET-Effluent	02/15/2025	ND<0.50	ND<0.50	ND<0.50	ND<0.50	ND<0.50	ND<0.50	ND<0.50	ND<0.50	ND<0.50	ND<0.50	ND<0.0094	ND<0.12
				02/24/2025	ND<0.10	ND<0.10	ND<0.10	ND<0.10	ND<0.10	ND<0.10	ND<0.20	ND<0.10	ND<0.10	ND<0.50	ND<0.0094	ND<0.12
				03/24/2025	ND<0.19	ND<0.19	ND<0.13	ND<0.19	ND<0.13	ND<0.13	ND<0.14	ND<0.13	ND<0.15	ND<0.15	ND<0.005	ND<0.3
				05/19/2025	ND<0.19	ND<0.19	ND<0.13	ND<0.19	ND<0.13	ND<0.13	ND<0.14	ND<0.13	ND<0.15	ND<0.15	ND<0.005	ND<0.3
				07/17/2025	ND<0.19	ND<0.19	ND<0.13	ND<0.19	ND<0.13	ND<0.13	ND<0.14	ND<0.13	ND<0.15	ND<0.15	ND<0.005	ND<0.3
				08/13/2025	ND<0.19	ND<0.19	ND<0.13	ND<0.19	ND<0.13	ND<0.13	ND<0.14	ND<0.13	ND<0.15	ND<0.15	ND<0.005	ND<0.3
				09/16/2025	ND<0.19	ND<0.19	ND<0.13	ND<0.19	ND<0.13	ND<0.13	ND<0.14	ND<0.13	ND<0.15	ND<0.15	ND<0.005	ND<0.3
				10/13/2025	ND<0.19	ND<0.19	ND<0.13	ND<0.19	ND<0.13	ND<0.13	ND<0.14	ND<0.13	ND<0.15	ND<0.15	ND<0.005	ND<0.3
				11/10/2025	ND<0.19	ND<0.19	ND<0.13	ND<0.19	ND<0.13	ND<0.13	ND<0.14	ND<0.13	ND<0.15	ND<0.15	ND<0.005	ND<0.3
				12/08/2025	ND<0.19	ND<0.19	ND<0.13	ND<0.19	ND<0.13	ND<0.13	ND<0.14	ND<0.13	ND<0.15	ND<0.15	ND<0.005	ND<0.3
				01/05/2026	ND<0.19	ND<0.19	ND<0.13	ND<0.19	ND<0.13	ND<0.13	ND<0.14	ND<0.13	ND<0.15	ND<0.15	ND<0.005	ND<0.3
				02/03/2026	ND<0.19	ND<0.19	ND<0.13	ND<0.19	ND<0.13	ND<0.13	ND<0.14	ND<0.13	ND<0.15	ND<0.15	ND<0.005	ND<0.3
				03/03/2026	ND<0.21	ND<0.28	ND<0.21	ND<0.50	ND<0.12	ND<0.19	ND<0.23	ND<0.21	ND<0.20	ND<0.18	ND<0.005	ND<0.3
				04/08/2026	ND<0.21	ND<0.28	ND<0.21	ND<0.50	ND<0.12	ND<0.19	ND<0.23	ND<0.21	ND<0.20	ND<0.18	ND<0.005	ND<0.3
				05/07/2026	ND<0.21	ND<0.28	ND<0.21	ND<0.50	ND<0.12	ND<0.19	ND<0.23	ND<0.21	ND<0.20	ND<0.18	ND<0.005	ND<0.3
				06/03/2026	ND<0.21	ND<0.28	ND<0.21	ND<0.50	ND<0.12	ND<0.19	ND<0.23	ND<0.21	ND<0.20	ND<0.18	ND<0.005	ND<0.3
				06/30/2026	ND<0.21	ND<0.28	ND<0.21	ND<0.50	ND<0.12	ND<0.19	ND<0.23	ND<0.21	ND<0.20	ND<0.18	ND<0.005	ND<0.3
				08/05/2026	ND<0.21	ND<0.28	ND<0.21	ND<0.50	ND<0.12	ND<0.19	ND<0.23	ND<0.21	ND<0.20	ND<0.18	ND<0.005	ND<0.3
			Bladder Tank	01/23/2025	**20**	51	32	640	ND<0.50	7.6	**120**	**310**	120	ND<0.50	ND<0.0093	0.23 J
			Post Treatment	02/07/2025	0.35 J	2.3	1.2	46	ND<0.50	0.26 J	29	19	11	ND<0.50	ND<0.0094	0.75
				This well was taken out of service on February 17, 2025												
				As of 5/9/25, the analytical results for the samples collected from this well are reported on the Groundwater Analytical Results Summary table.												
			Bladder Tank	01/23/2025	ND<0.50	ND<0.50	ND<0.50	ND<0.50	ND<0.50	ND<0.50	ND<0.50	ND<0.50	ND<0.50	ND<0.50	ND<0.0093	1.4
			Basement	02/21/2025	ND<0.10	ND<0.10	ND<0.10	ND<0.10	0.11 J	ND<0.10	ND<0.20	ND<0.10	ND<0.10	ND<0.10	ND<0.0094	ND<0.12
			Kitchen Sink	02/21/2025	ND<0.10	ND<0.10	ND<0.10	ND<0.10	0.12 J	ND<0.10	ND<0.20	ND<0.10	ND<0.10	ND<0.10	ND<0.0094	0.29 J
			POET-Influent	03/14/2025	ND<0.19	ND<0.19	ND<0.13	ND<0.19	ND<0.13	ND<0.13	ND<0.14	ND<0.13	ND<0.15	ND<0.15	ND<0.005	ND<0.3
				04/24/2025	ND<0.19	ND<0.19	ND<0.13	ND<0.19	ND<0.13	ND<0.13	ND<0.14	ND<0.13	ND<0.15	ND<0.15	ND<0.005	ND<0.3
				05/19/2025	ND<0.19	ND<0.19	ND<0.13	ND<0.19	ND<0.13	ND<0.13	ND<0.14	ND<0.13	ND<0.15	ND<0.15	ND<0.005	ND<0.3
				07/08/2025	ND<0.19	ND<0.19	ND<0.13	ND<0.19	ND<0.13	ND<0.13	ND<0.14	ND<0.13	ND<0.15	ND<0.15	ND<0.005	ND<0.3
				09/29/2025	ND<0.19	ND<0.19	ND<0.13	ND<0.19	ND<0.13	ND<0.13	ND<0.14	ND<0.13	ND<0.15	ND<0.15	ND<0.005	1.5
				11/20/2025	ND<0.19	ND<0.19	ND<0.13	ND<0.19	ND<0.13	ND<0.13	ND<0.14	ND<0.13	ND<0.15	ND<0.15	ND<0.005	ND<0.3
				01/14/2026	ND<0.19	ND<0.19	ND<0.13	ND<0.19	ND<0.13	ND<0.13	ND<0.14	ND<0.13	ND<0.15	ND<0.15	ND<0.005	ND<0.3
				03/12/2026	ND<0.21	ND<0.28	ND<0.21	ND<0.50	ND<0.12	ND<0.19	ND<0.23	ND<0.21	ND<0.20	ND<0.18	ND<0.005	ND<0.3
				05/08/2026	ND<0.21	ND<0.28	ND<0.21	ND<0.50	ND<0.12	ND<0.19	ND<0.23	ND<0.21	ND<0.20	ND<0.18	ND<0.005	ND<0.3
				07/06/2026	ND<0.21	ND<0.28	ND<0.21	ND<0.50	ND<0.12	ND<0.19	ND<0.23	ND<0.21	ND<0.20	ND<0.18	ND<0.005	ND<0.3
			POET-Midfluent	03/14/2025	ND<0.19	ND<0.19	ND<0.13	ND<0.19	ND<0.13	ND<0.13	ND<0.14	ND<0.13	ND<0.15	ND<0.15	ND<0.005	ND<0.3
				04/24/2025	ND<0.19	ND<0.19	ND<0.13	ND<0.19	ND<0.13	ND<0.13	ND<0.14	ND<0.13	ND<0.15	ND<0.15	ND<0.005	ND<0.3
				05/19/2025	ND<0.19	ND<0.19	ND<0.13	ND<0.19	ND<0.13	ND<0.13	ND<0.14	ND<0.13	ND<0.15	ND<0.15	ND<0.005	ND<0.3
				07/08/2025	ND<0.19	ND<0.19	ND<0.13	ND<0.19	ND<0.13	ND<0.13	ND<0.14	ND<0.13	ND<0.15	ND<0.15	ND<0.005	ND<0.3
				09/29/2025	ND<0.19	ND<0.19	ND<0.13	ND<0.19	ND<0.13	ND<0.13	ND<0.14	ND<0.13	ND<0.15	ND<0.15	ND<0.005	ND<0.3
				11/20/2025	ND<0.19	ND<0.19	ND<0.13	ND<0.19	ND<0.13	ND<0.13	ND<0.14	ND<0.13	ND<0.15	ND<0.15	ND<0.005	1.4
				01/14/2026	ND<0.19	ND<0.19	ND<0.13	ND<0.19	ND<0.13	ND<0.13	ND<0.14	ND<0.13	ND<0.15	ND<0.15	ND<0.005	ND<0.3
				03/12/2026	ND<0.21	ND<0.28	ND<0.21	ND<0.50	ND<0.12	ND<0.19	ND<0.23	ND<0.21	ND<0.20	ND<0.18	ND<0.005	ND<0.3
				05/08/2026	ND<0.21	ND<0.28	ND<0.21	ND<0.50	ND<0.12	ND<0.19	ND<0.23	ND<0.21	ND<0.20	ND<0.18	ND<0.005	ND<0.3
				07/06/2026	ND<0.21	ND<0.28	ND<0.21	ND<0.50	ND<0.12	ND<0.19	ND<0.23	ND<0.21	ND<0.20	ND<0.18	ND<0.005	ND<0.3
			POET-Effluent	03/14/2025	ND<0.19	ND<0.19	ND<0.13	ND<0.19	ND<0.13	ND<0.13	ND<0.14	ND<0.13	ND<0.15	ND<0.15	ND<0.005	ND<0.3
				04/24/2025	ND<0.19	ND<0.19	ND<0.13	ND<0.19	ND<0.13	ND<0.13	ND<0.14	ND<0.13	ND<0.15	ND<0.15	ND<0.005	ND<0.3
				05/19/2025	ND<0.19	ND<0.19	ND<0.13	ND<0.19	ND<0.13	ND<0.13	ND<0.14	ND<0.13	ND<0.15	ND<0.15	ND<0.005	ND<0.3
				07/08/2025	ND<0.19	ND<0.19	ND<0.13	ND<0.19	ND<0.13	ND<0.13	ND<0.14	ND<0.13	ND<0.15	ND<0.15	ND<0.005	ND<0.3
				09/29/2025	ND<0.19	ND<0.19	ND<0.13	ND<0.19	ND<0.13	ND<0.13	ND<0.14	ND<0.13	ND<0.15	ND<0.15	ND<0.005	ND<0.3
				11/20/2025	ND<0.19	ND<0.19	ND<0.13	ND<0.19	ND<0.13	ND<0.13	ND<0.14	ND<0.13	ND<0.15	ND<0.15	ND<0.005	ND<0.3
				01/14/2026	ND<0.19	ND<0.19	ND<0.13	ND<0.19	ND<0.13	ND<0.13	ND<0.14	ND<0.13	ND<0.15	ND<0.15	ND<0.005	ND<0.3
				03/12/2026	ND<0.21	ND<0.28	ND<0.21	ND<0.50	ND<0.12	ND<0.19	ND<0.23	ND<0.21	ND<0.20	ND<0.18	ND<0.005	ND<0.3
				05/08/2026	ND<0.21	ND<0.28	ND<0.21	ND<0.50	ND<0.12	ND<0.19	ND<0.23	ND<0.21	ND<0.20	ND<0.18	ND<0.005	ND<0.3
				07/06/2026	ND<0.21	ND<0.28	ND<0.21	ND<0.50	ND<0.12	ND<0.19	ND<0.23	ND<0.21	ND<0.20	ND<0.18	ND<0.005	ND<0.3

Table 1
Potable Well Analytical Results Summary

Sample Address	Well Depth (feet)	Pump Depth (feet)	Sample Location	Date	Benzene (µg/L)	Toluene (µg/L)	Ethyl-benzene (µg/L)	Total Xylenes (µg/L)	MTBE (µg/L)	Isopropyl Benzene (µg/L)	Naph-thalene (µg/L)	1,2,4-Trimethyl-benzene (µg/L)	1,3,5-Trimethyl-benzene (µg/L)	1,2-Dichloro-ethane (µg/L)	1,2 Dibromo-ethane (µg/L)	Dissolved Lead (µg/L)
DEP MSCs for a Residential, Used Aquifer					5	1,000	700	10,000	20	840	100	130	130	5	0.05	5
Redacted			Kitchen Sink	01/24/2025	ND<0.50	ND<0.50	ND<0.50	ND<0.50	ND<0.50	ND<0.50	ND<0.50	ND<0.50	ND<0.50	ND<0.50	ND<0.0094	ND<0.12
				02/17/2025	ND<0.50	ND<0.50	ND<0.50	ND<0.50	ND<0.50	ND<0.50	ND<0.50	ND<0.50	ND<0.50	ND<0.50	ND<0.0095	ND<0.12
			POET-Influent	03/15/2025	ND<0.19	ND<0.19	ND<0.13	ND<0.19	ND<0.13	ND<0.13	ND<0.14	ND<0.13	ND<0.15	ND<0.15	ND<0.005	ND<0.3
				04/07/2025	ND<0.19	ND<0.19	ND<0.13	ND<0.19	ND<0.13	ND<0.13	ND<0.14	ND<0.13	ND<0.15	ND<0.15	ND<0.005	ND<0.3
				05/05/2025	ND<0.19	ND<0.19	ND<0.13	ND<0.19	ND<0.13	ND<0.13	ND<0.14	ND<0.13	ND<0.15	ND<0.15	ND<0.005	ND<0.3
				06/27/2025	0.24 J	ND<0.19	ND<0.13	ND<0.19	ND<0.13	ND<0.13	ND<0.14	ND<0.13	ND<0.15	ND<0.15	ND<0.005	ND<0.3
				07/25/2025	ND<0.19	ND<0.19	ND<0.13	ND<0.19	ND<0.13	ND<0.13	ND<0.14	ND<0.13	ND<0.15	ND<0.15	ND<0.005	ND<0.3
				09/22/2025	ND<0.19	ND<0.19	ND<0.13	ND<0.19	ND<0.13	ND<0.13	ND<0.14	ND<0.13	ND<0.15	ND<0.15	ND<0.005	ND<0.3
				11/18/2025	0.56	ND<0.19	ND<0.13	ND<0.19	ND<0.13	ND<0.13	ND<0.14	ND<0.13	ND<0.15	ND<0.15	ND<0.005	ND<0.3
				01/15/2026	ND<0.19	ND<0.19	ND<0.13	ND<0.19	ND<0.13	ND<0.13	ND<0.14	ND<0.13	ND<0.15	ND<0.15	ND<0.005	ND<0.3
				03/20/2026	1.8	ND<0.28	ND<0.21	ND<0.50	ND<0.12	ND<0.19	ND<0.23	ND<0.21	ND<0.20	ND<0.18	ND<0.005	ND<0.3
				05/28/2026	1.9	ND<0.28	ND<0.21	0.72	ND<0.12	ND<0.19	ND<0.23	ND<0.21	ND<0.20	ND<0.18	ND<0.005	ND<0.3
				07/30/2026	1.2	ND<0.28	ND<0.21	ND<0.50	ND<0.12	ND<0.19	2.1	ND<0.21	ND<0.20	ND<0.18	ND<0.005	ND<0.3
			POET-Midfluent	03/15/2025	ND<0.19	ND<0.19	ND<0.13	ND<0.19	ND<0.13	ND<0.13	ND<0.14	ND<0.13	ND<0.15	ND<0.15	ND<0.005	ND<0.3
				04/07/2025	ND<0.19	ND<0.19	ND<0.13	ND<0.19	ND<0.13	ND<0.13	ND<0.14	ND<0.13	ND<0.15	ND<0.15	ND<0.005	ND<0.3
				05/05/2025	ND<0.19	ND<0.19	ND<0.13	ND<0.19	ND<0.13	ND<0.13	ND<0.14	ND<0.13	ND<0.15	ND<0.15	ND<0.005	ND<0.3
				06/27/2025	ND<0.19	ND<0.19	ND<0.13	ND<0.19	ND<0.13	ND<0.13	ND<0.14	ND<0.13	ND<0.15	ND<0.15	ND<0.005	ND<0.3
				07/25/2025	ND<0.19	ND<0.19	ND<0.13	ND<0.19	ND<0.13	ND<0.13	ND<0.14	ND<0.13	ND<0.15	ND<0.15	ND<0.005	ND<0.3
				09/22/2025	ND<0.19	ND<0.19	ND<0.13	ND<0.19	ND<0.13	ND<0.13	ND<0.14	ND<0.13	ND<0.15	ND<0.15	ND<0.005	0.9 J
				11/18/2025	ND<0.19	ND<0.19	ND<0.13	ND<0.19	ND<0.13	ND<0.13	ND<0.14	ND<0.13	ND<0.15	ND<0.15	ND<0.005	ND<0.3
				01/15/2026	ND<0.19	ND<0.19	ND<0.13	ND<0.19	ND<0.13	ND<0.13	ND<0.14	ND<0.13	ND<0.15	ND<0.15	ND<0.005	ND<0.3
				03/20/2026	ND<0.21	ND<0.28	ND<0.21	ND<0.50	ND<0.12	ND<0.19	ND<0.23	ND<0.21	ND<0.20	ND<0.18	ND<0.005	ND<0.3
				05/28/2026	ND<0.21	ND<0.28	ND<0.21	ND<0.50	ND<0.12	ND<0.19	ND<0.23	ND<0.21	ND<0.20	ND<0.18	ND<0.005	ND<0.3
				07/30/2026	ND<0.21	ND<0.28	ND<0.21	ND<0.50	ND<0.12	ND<0.19	ND<0.23	ND<0.21	ND<0.20	ND<0.18	ND<0.005	ND<0.3
			POET-Effluent	03/15/2025	ND<0.19	ND<0.19	ND<0.13	ND<0.19	ND<0.13	ND<0.13	ND<0.14	ND<0.13	ND<0.15	ND<0.15	ND<0.005	ND<0.3
				04/07/2025	ND<0.19	ND<0.19	ND<0.13	ND<0.19	ND<0.13	ND<0.13	ND<0.14	ND<0.13	ND<0.15	ND<0.15	ND<0.005	ND<0.3
				05/05/2025	ND<0.19	ND<0.19	ND<0.13	ND<0.19	ND<0.13	ND<0.13	ND<0.14	ND<0.13	ND<0.15	ND<0.15	ND<0.005	ND<0.3
				06/27/2025	ND<0.19	ND<0.19	ND<0.13	ND<0.19	ND<0.13	ND<0.13	ND<0.14	ND<0.13	ND<0.15	ND<0.15	ND<0.005	ND<0.3
				07/25/2025	ND<0.19	ND<0.19	ND<0.13	ND<0.19	ND<0.13	ND<0.13	ND<0.14	ND<0.13	ND<0.15	ND<0.15	ND<0.005	ND<0.3
				09/22/2025	ND<0.19	ND<0.19	ND<0.13	ND<0.19	ND<0.13	ND<0.13	ND<0.14	ND<0.13	ND<0.15	ND<0.15	ND<0.005	ND<0.3
				11/18/2025	ND<0.19	ND<0.19	ND<0.13	ND<0.19	ND<0.13	ND<0.13	ND<0.14	ND<0.13	ND<0.15	ND<0.15	ND<0.005	ND<0.3
				01/15/2026	ND<0.19	ND<0.19	ND<0.13	ND<0.19	ND<0.13	ND<0.13	ND<0.14	ND<0.13	ND<0.15	ND<0.15	ND<0.005	ND<0.3
				03/20/2026	ND<0.21	ND<0.28	ND<0.21	ND<0.50	ND<0.12	ND<0.19	ND<0.23	ND<0.21	ND<0.20	ND<0.18	ND<0.005	ND<0.3
				05/28/2026	ND<0.21	ND<0.28	ND<0.21	ND<0.50	ND<0.12	ND<0.19	ND<0.23	ND<0.21	ND<0.20	ND<0.18	ND<0.005	ND<0.3
				07/30/2026	ND<0.21	ND<0.28	ND<0.21	ND<0.50	ND<0.12	ND<0.19	ND<0.23	ND<0.21	ND<0.20	ND<0.18	ND<0.005	ND<0.3
			Kitchen Sink	01/24/2025	ND<0.50	ND<0.50	ND<0.50	ND<0.50	ND<0.50	ND<0.50	ND<0.50	ND<0.50	ND<0.50	ND<0.50	ND<0.0094	ND<0.12
				02/17/2025	ND<0.50	ND<0.50	ND<0.50	ND<0.50	ND<0.50	ND<0.50	ND<0.50	ND<0.50	ND<0.50	ND<0.50	ND<0.0095	0.22 J
			POET-Influent	03/10/2025	ND<0.19	ND<0.19	ND<0.13	ND<0.19	ND<0.13	ND<0.13	ND<0.14	ND<0.13	ND<0.15	ND<0.15	ND<0.005	ND<0.3
				04/07/2025	ND<0.19	ND<0.19	ND<0.13	ND<0.19	ND<0.13	ND<0.13	ND<0.14	ND<0.13	ND<0.15	ND<0.15	ND<0.005	ND<0.3
				05/05/2025	ND<0.19	ND<0.19	ND<0.13	ND<0.19	ND<0.13	ND<0.13	ND<0.14	ND<0.13	ND<0.15	ND<0.15	ND<0.005	ND<0.3
				06/09/2025	ND<0.19	ND<0.19	ND<0.13	ND<0.19	ND<0.13	ND<0.13	ND<0.14	ND<0.13	ND<0.15	ND<0.15	ND<0.005	ND<0.3
				08/12/2025	ND<0.19	ND<0.19	ND<0.13	ND<0.19	ND<0.13	ND<0.13	ND<0.14	ND<0.13	ND<0.15	ND<0.15	ND<0.005	ND<0.3
				09/16/2025	ND<0.19	ND<0.19	ND<0.13	ND<0.19	ND<0.13	ND<0.13	ND<0.14	ND<0.13	ND<0.15	ND<0.15	ND<0.005	ND<0.3
				11/10/2025	ND<0.19	ND<0.19	ND<0.13	ND<0.19	ND<0.13	ND<0.13	ND<0.14	ND<0.13	ND<0.15	ND<0.15	ND<0.005	ND<0.3
				01/06/2026	ND<0.19	ND<0.19	ND<0.13	ND<0.19	ND<0.13	ND<0.13	ND<0.14	ND<0.13	ND<0.15	ND<0.15	ND<0.005	ND<0.3
				03/03/2026	ND<0.21	ND<0.28	ND<0.21	ND<0.50	ND<0.12	ND<0.19	ND<0.23	ND<0.21	ND<0.20	ND<0.18	ND<0.005	ND<0.3
				04/28/2026	ND<0.21	ND<0.28	ND<0.21	ND<0.50	ND<0.12	ND<0.19	ND<0.23	ND<0.21	ND<0.20	ND<0.18	ND<0.005	ND<0.3
				06/25/2026	ND<0.21	ND<0.28	ND<0.21	ND<0.50	ND<0.12	ND<0.19	ND<0.23	ND<0.21	ND<0.20	ND<0.18	ND<0.005	ND<0.3
			POET-Midfluent	03/10/2025	ND<0.19	ND<0.19	ND<0.13	ND<0.19	ND<0.13	ND<0.13	ND<0.14	ND<0.13	ND<0.15	ND<0.15	ND<0.005	ND<0.3
				04/07/2025	ND<0.19	ND<0.19	ND<0.13	ND<0.19	ND<0.13	ND<0.13	ND<0.14	ND<0.13	ND<0.15	ND<0.15	ND<0.005	ND<0.3
				05/05/2025	ND<0.19	ND<0.19	ND<0.13	ND<0.19	ND<0.13	ND<0.13	ND<0.14	ND<0.13	ND<0.15	ND<0.15	ND<0.005	ND<0.3
				06/09/2025	ND<0.19	ND<0.19	ND<0.13	ND<0.19	ND<0.13	ND<0.13	ND<0.14	ND<0.13	ND<0.15	ND<0.15	ND<0.005	ND<0.3
				08/12/2025	ND<0.19	ND<0.19	ND<0.13	ND<0.19	ND<0.13	ND<0.13	ND<0.14	ND<0.13	ND<0.15	ND<0.15	ND<0.005	ND<0.3
				09/16/2025	ND<0.19	ND<0.19	ND<0.13	ND<0.19	ND<0.13	ND<0.13	ND<0.14	ND<0.13	ND<0.15	ND<0.15	ND<0.005	ND<0.3
				11/10/2025	ND<0.19	ND<0.19	ND<0.13	ND<0.19	ND<0.13	ND<0.13	ND<0.14	ND<0.13	ND<0.15	ND<0.15	ND<0.005	ND<0.3
				01/06/2026	ND<0.19	ND<0.19	ND<0.13	ND<0.19	ND<0.13	ND<0.13	ND<0.14	ND<0.13	ND<0.15	ND<0.15	ND<0.005	ND<0.3
				03/03/2026	ND<0.21	ND<0.28	ND<0.21	ND<0.50	ND<0.12	ND<0.19	ND<0.23	ND<0.21	ND<0.20	ND<0.18	ND<0.005	ND<0.3
				04/28/2026	ND<0.21	ND<0.28	ND<0.21	ND<0.50	ND<0.12	ND<0.19	ND<0.23	ND<0.21	ND<0.20	ND<0.18	ND<0.005	ND<0.3
				06/25/2026	ND<0.21	ND<0.28	ND<0.21	ND<0.50	ND<0.12	ND<0.19	ND<0.23	ND<0.21	ND<0.20	ND<0.18	ND<0.005	ND<0.3
			POET-Effluent	03/10/2025	ND<0.19	ND<0.19	ND<0.13	ND<0.19	ND<0.13	ND<0.13	ND<0.14	ND<0.13	ND<0.15	ND<0.15	ND<0.005	ND<0.3
				04/07/2025	ND<0.19	ND<0.19	ND<0.13	ND<0.19	ND<0.13	ND<0.13	ND<0.14	ND<0.13	ND<0.15	ND<0.15	ND<0.005	ND<0.3
				05/05/2025	ND<0.19	ND<0.19	ND<0.13	ND<0.19	ND<0.13	ND<0.13	ND<0.14	ND<0.13	ND<0.15	ND<0.15	ND<0.005	ND<0.3
				06/09/2025	ND<0.19	ND<0.19	ND<0.13	ND<0.19	ND<0.13	ND<0.13	ND<0.14	ND<0.13	ND<0.15	ND<0.15	ND<0.005	ND<0.3
				08/12/2025	ND<0.19	ND<0.19	ND<0.13	ND<0.19	ND<0.13	ND<0.13	ND<0.14	ND<0.13	ND<0.15	ND<0.15	ND<0.005	ND<0.3
				09/16/2025	ND<0.19	ND<0.19	ND<0.13	ND<0.19	ND<0.13	ND<0.13	ND<0.14	ND<0.13	ND<0.15	ND<0.15	ND<0.005	ND<0.3
				11/10/2025	ND<0.19	ND<0.19	ND<0.13	ND<0.19	ND<0.13	ND<0.13	ND<0.14	ND<0.13	ND<0.15	ND<0.15	ND<0.005	ND<0.3
				01/06/2026	ND<0.19	ND<0.19	ND<0.13	ND<0.19	ND<0.13	ND<0.13	ND<0.14	ND<0.13	ND<0.15	ND<0.15	ND<0.005	ND<0.3
				03/03/2026	ND<0.21	ND<0.28	ND<0.21	ND<0.50	ND<0.12	ND<0.19	ND<0.23	ND<0.21	ND<0.20	ND<0.18	ND<0.005	ND<0.3
				04/28/2026	ND<0.21	ND<0.28	ND<0.21	ND<0.50	ND<0.12	ND<0.19	ND<0.23	ND<0.21	ND<0.20	ND<0.18	ND<0.005	ND<0.3
				06/25/2026	ND<0.21	ND<0.28	ND<0.21	ND<0.50	ND<0.12	ND<0.19	ND<0.23	ND<0.21	ND<0.20	ND<0.18	ND<0.005	ND<0.3
			New Pressure Tank	09/16/2025	ND<0.19	ND<0.19	ND<0.13	ND<0.19	ND<0.13	ND<0.13	ND<0.14	ND<0.13	ND<0.15	ND<0.15	ND<0.005	ND<0.3
			Supply Tank Spigot	02/17/2025	ND<0.50	ND<0.50	ND<0.50	ND<0.50	ND<0.50	ND<0.50	ND<0.50	ND<0.50	ND<0.50	ND<0.50	ND<0.0094	0.20 J

Table 1
Potable Well Analytical Results Summary

Sample Address	Well Depth (feet)	Pump Depth (feet)	Sample Location	Date	Benzene (µg/L)	Toluene (µg/L)	Ethyl-benzene (µg/L)	Total Xylenes (µg/L)	MTBE (µg/L)	Isopropyl Benzene (µg/L)	Naph-thalene (µg/L)	1,2,4-Trimethyl-benzene (µg/L)	1,3,5-Trimethyl-benzene (µg/L)	1,2-Dichloro-ethane (µg/L)	1,2 Dibromo-ethane (µg/L)	Dissolved Lead (µg/L)
DEP MSCs for a Residential, Used Aquifer					5	1,000	700	10,000	20	840	100	130	130	5	0.05	5
Redacted			Pressure Tank	02/17/2025	ND<0.50	ND<0.50	ND<0.50	ND<0.50	ND<0.50	ND<0.50	ND<0.50	ND<0.50	ND<0.50	ND<0.50	ND<0.0096	1.3
			Kitchen Sink	01/27/2025	ND<0.50	ND<0.50	ND<0.50	ND<0.50	ND<0.50	ND<0.50	ND<0.50	ND<0.50	ND<0.50	ND<0.50	ND<0.0094	ND<0.12
				03/24/2025	ND<0.19	ND<0.19	ND<0.13	ND<0.19	ND<0.13	ND<0.13	ND<0.14	ND<0.13	ND<0.15	ND<0.15	ND<0.005	ND<0.3
			POET-Influent	04/09/2025	ND<0.19	ND<0.19	ND<0.13	ND<0.19	ND<0.13	ND<0.13	ND<0.14	ND<0.13	ND<0.15	ND<0.15	ND<0.005	ND<0.3
				05/09/2025	ND<0.19	ND<0.19	ND<0.13	ND<0.19	ND<0.13	ND<0.13	ND<0.14	ND<0.13	ND<0.15	ND<0.15	ND<0.005	ND<0.3
				07/17/2025	**5.5**	ND<0.19	ND<0.13	0.78	ND<0.13	ND<0.13	1.6	ND<0.13	ND<0.15	ND<0.15	ND<0.005	ND<0.3
				07/29/2025	ND<0.19	ND<0.19	ND<0.13	ND<0.19	ND<0.13	ND<0.13	0.23 J	ND<0.13	ND<0.15	ND<0.15	ND<0.005	ND<0.3
				09/24/2025	0.97	ND<0.19	ND<0.13	ND<0.19	ND<0.13	ND<0.13	ND<0.14	ND<0.13	ND<0.15	ND<0.15	ND<0.005	ND<0.3
				12/01/2025	ND<0.19	ND<0.19	ND<0.13	ND<0.19	ND<0.13	ND<0.13	ND<0.14	ND<0.13	ND<0.15	ND<0.15	ND<0.005	ND<0.3
				01/28/2026	ND<0.19	ND<0.19	ND<0.13	ND<0.19	ND<0.13	ND<0.13	ND<0.14	ND<0.13	ND<0.15	ND<0.15	ND<0.005	ND<0.3
				03/30/2026	4.2	ND<0.28	ND<0.21	ND<0.50	ND<0.12	ND<0.19	0.50	ND<0.21	ND<0.20	ND<0.18	ND<0.005	ND<0.3
				05/26/2026	ND<0.21	ND<0.28	ND<0.21	0.66	ND<0.12	0.20 J	0.38 J	ND<0.21	ND<0.20	ND<0.18	ND<0.005	ND<0.3
				07/23/2026	ND<0.21	ND<0.28	ND<0.21	ND<0.50	ND<0.12	ND<0.19	0.41 J	ND<0.21	ND<0.20	ND<0.18	ND<0.005	ND<0.3
			POET-Midfluent	04/09/2025	ND<0.19	ND<0.19	ND<0.13	ND<0.19	ND<0.13	ND<0.13	ND<0.14	ND<0.13	ND<0.15	ND<0.15	ND<0.005	ND<0.3
				05/09/2025	ND<0.19	ND<0.19	ND<0.13	ND<0.19	ND<0.13	ND<0.13	ND<0.14	ND<0.13	ND<0.15	ND<0.15	ND<0.005	ND<0.3
				07/17/2025	ND<0.19	ND<0.19	ND<0.13	ND<0.19	ND<0.13	ND<0.13	ND<0.14	ND<0.13	ND<0.15	ND<0.15	ND<0.005	ND<0.3
				07/29/2025	ND<0.19	ND<0.19	ND<0.13	ND<0.19	ND<0.13	ND<0.13	ND<0.14	ND<0.13	ND<0.15	ND<0.15	ND<0.005	ND<0.3
				09/24/2025	ND<0.19	ND<0.19	ND<0.13	ND<0.19	ND<0.13	ND<0.13	ND<0.14	ND<0.13	ND<0.15	ND<0.15	ND<0.005	ND<0.3
				12/01/2025	ND<0.19	ND<0.19	ND<0.13	ND<0.19	ND<0.13	ND<0.13	ND<0.14	ND<0.13	ND<0.15	ND<0.15	ND<0.005	ND<0.3
				01/28/2026	ND<0.19	ND<0.19	ND<0.13	ND<0.19	ND<0.13	ND<0.13	ND<0.14	ND<0.13	ND<0.15	ND<0.15	ND<0.005	ND<0.3
				03/30/2026	ND<0.21	ND<0.28	ND<0.21	ND<0.50	ND<0.12	ND<0.19	ND<0.23	ND<0.21	ND<0.20	ND<0.18	ND<0.005	ND<0.3
				05/26/2026	ND<0.21	ND<0.28	ND<0.21	ND<0.50	ND<0.12	ND<0.19	ND<0.23	ND<0.21	ND<0.20	ND<0.18	ND<0.005	ND<0.3
				07/23/2026	ND<0.21	ND<0.28	ND<0.21	ND<0.50	ND<0.12	ND<0.19	ND<0.23	ND<0.21	ND<0.20	ND<0.18	ND<0.005	ND<0.3
			POET-Effluent	04/09/2025	ND<0.19	ND<0.19	ND<0.13	ND<0.19	ND<0.13	ND<0.13	ND<0.14	ND<0.13	ND<0.15	ND<0.15	ND<0.005	ND<0.3
				05/09/2025	ND<0.19	ND<0.19	ND<0.13	ND<0.19	ND<0.13	ND<0.13	ND<0.14	ND<0.13	ND<0.15	ND<0.15	ND<0.005	ND<0.3
				07/17/2025	ND<0.19	ND<0.19	ND<0.13	ND<0.19	ND<0.13	ND<0.13	ND<0.14	ND<0.13	ND<0.15	ND<0.15	ND<0.005	ND<0.3
				07/29/2025	ND<0.19	ND<0.19	ND<0.13	ND<0.19	ND<0.13	ND<0.13	ND<0.14	ND<0.13	ND<0.15	ND<0.15	ND<0.005	ND<0.3
				09/24/2025	ND<0.19	ND<0.19	ND<0.13	ND<0.19	ND<0.13	ND<0.13	ND<0.14	ND<0.13	ND<0.15	ND<0.15	ND<0.005	1.1
				12/01/2025	ND<0.19	ND<0.19	ND<0.13	ND<0.19	ND<0.13	ND<0.13	ND<0.14	ND<0.13	ND<0.15	ND<0.15	ND<0.005	ND<0.3
				01/28/2026	ND<0.19	ND<0.19	ND<0.13	ND<0.19	ND<0.13	ND<0.13	ND<0.14	ND<0.13	ND<0.15	ND<0.15	ND<0.005	ND<0.3
				03/30/2026	ND<0.21	ND<0.28	ND<0.21	ND<0.50	ND<0.12	ND<0.19	ND<0.23	ND<0.21	ND<0.20	ND<0.18	ND<0.005	ND<0.3
				05/26/2026	ND<0.21	ND<0.28	ND<0.21	ND<0.50	ND<0.12	ND<0.19	ND<0.23	ND<0.21	ND<0.20	ND<0.18	ND<0.005	ND<0.3
				07/23/2026	ND<0.21	ND<0.28	ND<0.21	ND<0.50	ND<0.12	ND<0.19	ND<0.23	ND<0.21	ND<0.20	ND<0.18	ND<0.005	ND<0.3
			Kitchen Sink	02/28/2025	ND<0.10	ND<0.10	ND<0.10	ND<0.10	ND<0.10	ND<0.10	ND<0.20	ND<0.10	ND<0.10	ND<0.10	ND<0.0094	0.19 J
				03/18/2025	ND<0.19	ND<0.19	ND<0.13	ND<0.19	ND<0.13	ND<0.13	ND<0.14	ND<0.13	ND<0.15	ND<0.15	ND<0.005	ND<0.3
				04/15/2025	ND<0.19	ND<0.19	ND<0.13	ND<0.19	ND<0.13	ND<0.13	ND<0.14	ND<0.13	ND<0.15	ND<0.15	ND<0.005	ND<0.3
				05/15/2025	ND<0.19	ND<0.19	ND<0.13	ND<0.19	ND<0.13	ND<0.13	ND<0.14	ND<0.13	ND<0.15	ND<0.15	ND<0.005	ND<0.3

Table 1
Potable Well Analytical Results Summary

Sample Address	Well Depth (feet)	Pump Depth (feet)	Sample Location	Date	Benzene (µg/L)	Toluene (µg/L)	Ethyl-benzene (µg/L)	Total Xylenes (µg/L)	MTBE (µg/L)	Isopropyl Benzene (µg/L)	Naph-thalene (µg/L)	1,2,4-Trimethyl-benzene (µg/L)	1,3,5-Trimethyl-benzene (µg/L)	1,2-Dichloro-ethane (µg/L)	1,2 Dibromo-ethane (µg/L)	Dissolved Lead (µg/L)
DEP MSCs for a Residential, Used Aquifer					5	1,000	700	10,000	20	840	100	130	130	5	0.05	5
Redacted			Kitchen Sink	02/14/2025	ND<0.50	ND<0.50	ND<0.50	ND<0.50	ND<0.50	ND<0.50	ND<0.50	ND<0.50	ND<0.50	ND<0.50	ND<0.0095	ND<0.12
				02/22/2025	ND<0.10	ND<0.10	ND<0.10	ND<0.10	ND<0.10	ND<0.10	ND<0.20	ND<0.10	ND<0.10	ND<0.10	ND<0.0094	ND<0.12
				03/20/2025	ND<0.19	ND<0.19	ND<0.13	ND<0.19	ND<0.13	ND<0.13	ND<0.14	ND<0.13	ND<0.15	ND<0.15	ND<0.005	ND<0.3
			POET-Influent	04/02/2025	ND<0.19	ND<0.19	ND<0.13	ND<0.19	ND<0.13	ND<0.13	ND<0.14	ND<0.13	ND<0.15	ND<0.15	ND<0.005	ND<0.3
				05/06/2025	ND<0.19	ND<0.19	ND<0.13	ND<0.19	ND<0.13	ND<0.13	ND<0.14	ND<0.13	ND<0.15	ND<0.15	ND<0.005	ND<0.3
				07/10/2025	ND<0.19	ND<0.19	ND<0.13	ND<0.19	ND<0.13	ND<0.13	ND<0.14	ND<0.13	ND<0.15	ND<0.15	ND<0.005	ND<0.3
				12/04/2025	ND<0.19	ND<0.19	ND<0.13	ND<0.19	ND<0.13	ND<0.13	ND<0.14	ND<0.13	ND<0.15	ND<0.15	ND<0.005	ND<0.3
				08/24/2026	ND<0.21	ND<0.28	ND<0.21	ND<0.50	ND<0.12	ND<0.19	ND<0.23	ND<0.21	ND<0.20	ND<0.18	ND<0.005	ND<0.3
			POET-Midfluent	04/02/2025	ND<0.19	ND<0.19	ND<0.13	ND<0.19	ND<0.13	ND<0.13	ND<0.14	ND<0.13	ND<0.15	ND<0.15	ND<0.005	ND<0.3
				05/06/2025	ND<0.19	ND<0.19	ND<0.13	ND<0.19	ND<0.13	ND<0.13	ND<0.14	ND<0.13	ND<0.15	ND<0.15	ND<0.005	ND<0.3
				07/10/2025	ND<0.19	ND<0.19	ND<0.13	ND<0.19	ND<0.13	ND<0.13	ND<0.14	ND<0.13	ND<0.15	ND<0.15	ND<0.005	ND<0.3
				12/04/2025	ND<0.19	ND<0.19	ND<0.13	ND<0.19	ND<0.13	ND<0.13	ND<0.14	ND<0.13	ND<0.15	ND<0.15	ND<0.005	ND<0.3
				08/24/2026	ND<0.21	ND<0.28	ND<0.21	ND<0.50	ND<0.12	ND<0.19	ND<0.23	ND<0.21	ND<0.20	ND<0.18	ND<0.005	ND<0.3
			POET-Effluent	04/02/2025	ND<0.19	ND<0.19	ND<0.13	ND<0.19	ND<0.13	ND<0.13	ND<0.14	ND<0.13	ND<0.15	ND<0.15	ND<0.005	ND<0.3
				05/06/2025	ND<0.19	ND<0.19	ND<0.13	ND<0.19	ND<0.13	ND<0.13	ND<0.14	ND<0.13	ND<0.15	ND<0.15	ND<0.005	ND<0.3
				07/10/2025	ND<0.19	ND<0.19	ND<0.13	ND<0.19	ND<0.13	ND<0.13	ND<0.14	ND<0.13	ND<0.15	ND<0.15	ND<0.005	ND<0.3
				12/04/2025	ND<0.19	ND<0.19	ND<0.13	ND<0.19	ND<0.13	ND<0.13	ND<0.14	ND<0.13	ND<0.15	ND<0.15	ND<0.005	ND<0.3
				08/24/2026	ND<0.21	ND<0.28	ND<0.21	ND<0.50	ND<0.12	ND<0.19	ND<0.23	ND<0.21	ND<0.20	ND<0.18	ND<0.005	ND<0.3
			Kitchen Sink	02/04/2025	ND<0.10	ND<0.10	ND<0.10	ND<0.10	ND<0.10	ND<0.10	ND<0.20	ND<0.10	ND<0.10	ND<0.10	ND<0.0094	0.29 J
				02/20/2025	ND<0.10	ND<0.10	ND<0.10	ND<0.10	ND<0.10	ND<0.10	ND<0.20	ND<0.10	ND<0.10	ND<0.10	ND<0.0094	0.19 J
				03/15/2025	ND<0.19	ND<0.19	ND<0.13	ND<0.19	ND<0.13	ND<0.13	ND<0.14	ND<0.13	ND<0.15	ND<0.15	ND<0.005	ND<0.3
			Pressure Tank (Influent).	04/07/2025	ND<0.19	ND<0.19	ND<0.13	ND<0.19	ND<0.13	ND<0.13	ND<0.14	0.25 J	ND<0.15	ND<0.15	ND<0.005	ND<0.3
				05/05/2025	ND<0.19	ND<0.19	ND<0.13	ND<0.19	ND<0.13	ND<0.13	ND<0.14	ND<0.13	ND<0.15	ND<0.15	ND<0.005	0.4 J
				06/11/2025	ND<0.19	ND<0.19	ND<0.13	ND<0.19	ND<0.13	ND<0.13	ND<0.14	ND<0.13	ND<0.15	ND<0.15	ND<0.005	0.4 J
				10/06/2025	ND<0.19	ND<0.19	ND<0.13	ND<0.19	ND<0.13	ND<0.13	ND<0.14	ND<0.13	ND<0.15	ND<0.15	ND<0.005	0.8 J
				12/01/2025	ND<0.19	ND<0.19	ND<0.13	ND<0.19	ND<0.13	ND<0.13	ND<0.14	ND<0.13	ND<0.15	ND<0.15	ND<0.005	0.7 J
				01/20/2026	ND<0.19	ND<0.19	ND<0.13	ND<0.19	ND<0.13	ND<0.13	ND<0.14	ND<0.13	ND<0.15	ND<0.15	ND<0.005	0.4 J
				03/18/2026	ND<0.21	ND<0.28	ND<0.21	ND<0.50	ND<0.12	ND<0.19	ND<0.23	ND<0.21	ND<0.20	ND<0.18	ND<0.005	0.6 J
				05/21/2026	ND<0.21	ND<0.28	ND<0.21	ND<0.50	ND<0.12	ND<0.19	ND<0.23	ND<0.21	ND<0.20	ND<0.18	ND<0.005	ND<0.3
				07/14/2026	ND<0.21	ND<0.28	ND<0.21	ND<0.50	ND<0.12	ND<0.19	ND<0.23	ND<0.21	ND<0.20	ND<0.18	ND<0.005	0.6 J
			POET-Midfluent	05/05/2025	ND<0.19	ND<0.19	ND<0.13	ND<0.19	ND<0.13	ND<0.13	ND<0.14	ND<0.13	ND<0.15	ND<0.15	ND<0.005	ND<0.3
				06/11/2025	ND<0.19	ND<0.19	ND<0.13	ND<0.19	ND<0.13	ND<0.13	ND<0.14	ND<0.13	ND<0.15	ND<0.15	ND<0.005	ND<0.3
				10/06/2025	ND<0.19	ND<0.19	ND<0.13	ND<0.19	ND<0.13	ND<0.13	ND<0.14	ND<0.13	ND<0.15	ND<0.15	ND<0.005	0.8 J
				12/01/2025	ND<0.19	ND<0.19	ND<0.13	ND<0.19	ND<0.13	ND<0.13	ND<0.14	ND<0.13	ND<0.15	ND<0.15	ND<0.005	ND<0.3
				01/20/2026	ND<0.19	ND<0.19	ND<0.13	ND<0.19	ND<0.13	ND<0.13	ND<0.14	ND<0.13	ND<0.15	ND<0.15	ND<0.005	ND<0.3
				03/18/2026	ND<0.21	ND<0.28	ND<0.21	ND<0.50	ND<0.12	ND<0.19	ND<0.23	ND<0.21	ND<0.20	ND<0.18	ND<0.005	ND<0.3
				05/21/2026	ND<0.21	ND<0.28	ND<0.21	ND<0.50	ND<0.12	ND<0.19	ND<0.23	ND<0.21	ND<0.20	ND<0.18	ND<0.005	ND<0.3
				07/14/2026	ND<0.21	ND<0.28	ND<0.21	ND<0.50	ND<0.12	ND<0.19	ND<0.23	ND<0.21	ND<0.20	ND<0.18	ND<0.005	ND<0.3
			Kitchen Sink (Effluent)	04/07/2025	ND<0.19	ND<0.19	ND<0.13	ND<0.19	ND<0.13	ND<0.13	ND<0.14	ND<0.13	ND<0.15	ND<0.15	ND<0.005	ND<0.3
				05/05/2025	ND<0.19	ND<0.19	ND<0.13	ND<0.19	ND<0.13	ND<0.13	ND<0.14	ND<0.13	ND<0.15	ND<0.15	ND<0.005	ND<0.3
				06/11/2025	ND<0.19	ND<0.19	ND<0.13	ND<0.19	ND<0.13	ND<0.13	ND<0.14	ND<0.13	ND<0.15	ND<0.15	ND<0.005	ND<0.3
				10/06/2025	ND<0.19	ND<0.19	ND<0.13	ND<0.19	ND<0.13	ND<0.13	ND<0.14	ND<0.13	ND<0.15	ND<0.15	ND<0.005	1.4
				12/01/2025	ND<0.19	ND<0.19	ND<0.13	ND<0.19	ND<0.13	ND<0.13	ND<0.14	ND<0.13	ND<0.15	ND<0.15	ND<0.005	2.9
				01/20/2026	ND<0.19	ND<0.19	ND<0.13	ND<0.19	ND<0.13	ND<0.13	ND<0.14	ND<0.13	ND<0.15	ND<0.15	ND<0.005	0.9 J
				03/18/2026	ND<0.21	ND<0.28	ND<0.21	ND<0.50	ND<0.12	ND<0.19	ND<0.23	ND<0.21	ND<0.20	ND<0.18	ND<0.005	0.3 J
				05/21/2026	ND<0.21	ND<0.28	ND<0.21	ND<0.50	ND<0.12	ND<0.19	ND<0.23	ND<0.21	ND<0.20	ND<0.18	ND<0.005	0.4 J
				07/14/2026	ND<0.21	ND<0.28	ND<0.21	ND<0.50	ND<0.12	ND<0.19	ND<0.23	ND<0.21	ND<0.20	ND<0.18	ND<0.005	ND<0.3
			Pressure Tank	02/15/2025	ND<0.10	ND<0.10	ND<0.10	ND<0.10	ND<0.10	ND<0.10	ND<0.20	ND<0.10	ND<0.10	ND<0.10	ND<0.0095	ND<0.12
			POET-Influent	03/04/2025	ND<0.19	ND<0.19	ND<0.13	ND<0.19	ND<0.13	ND<0.13	ND<0.14	ND<0.13	ND<0.15	ND<0.15	ND<0.005	ND<0.3
				04/02/2025	ND<0.19	ND<0.19	ND<0.13	ND<0.19	ND<0.13	ND<0.13	ND<0.14	ND<0.13	ND<0.15	ND<0.15	ND<0.005	ND<0.3
				04/25/2025	ND<0.19	ND<0.19	ND<0.13	ND<0.19	ND<0.13	ND<0.13	ND<0.14	ND<0.13	ND<0.15	ND<0.15	ND<0.005	ND<0.3
				07/14/2025	ND<0.19	ND<0.19	ND<0.13	ND<0.19	ND<0.13	ND<0.13	ND<0.14	ND<0.13	ND<0.15	ND<0.15	ND<0.005	ND<0.3
				10/28/2025	ND<0.19	ND<0.19	ND<0.13	ND<0.19	ND<0.13	ND<0.13	ND<0.14	ND<0.13	ND<0.15	ND<0.15	ND<0.005	ND<0.3
				01/30/2026	ND<0.19	ND<0.19	ND<0.13	ND<0.19	ND<0.13	ND<0.13	ND<0.14	ND<0.13	ND<0.15	ND<0.15	ND<0.005	ND<0.3
				05/05/2026	ND<0.21	ND<0.28	ND<0.21	ND<0.50	ND<0.12	ND<0.19	ND<0.23	ND<0.21	ND<0.20	ND<0.18	ND<0.005	ND<0.3
				08/17/2026	ND<0.21	ND<0.28	ND<0.21	ND<0.50	ND<0.12	ND<0.19	ND<0.23	ND<0.21	ND<0.20	ND<0.18	ND<0.005	ND<0.3
			POET-Midfluent	03/04/2025	ND<0.19	ND<0.19	ND<0.13	ND<0.19	ND<0.13	ND<0.13	ND<0.14	ND<0.13	ND<0.15	ND<0.15	ND<0.005	ND<0.3
				04/02/2025	ND<0.19	ND<0.19	ND<0.13	ND<0.19	ND<0.13	ND<0.13	ND<0.14	ND<0.13	ND<0.15	ND<0.15	ND<0.005	ND<0.3
				04/25/2025	ND<0.19	ND<0.19	ND<0.13	ND<0.19	ND<0.13	ND<0.13	ND<0.14	ND<0.13	ND<0.15	ND<0.15	ND<0.005	ND<0.3
				07/14/2025	ND<0.19	ND<0.19	ND<0.13	ND<0.19	ND<0.13	ND<0.13	ND<0.14	ND<0.13	ND<0.15	ND<0.15	ND<0.005	ND<0.3
				10/28/2025	ND<0.19	ND<0.19	ND<0.13	ND<0.19	ND<0.13	ND<0.13	ND<0.14	ND<0.13	ND<0.15	ND<0.15	ND<0.005	ND<0.3
				01/30/2026	ND<0.19	ND<0.19	ND<0.13	ND<0.19	ND<0.13	ND<0.13	ND<0.14	ND<0.13	ND<0.15	ND<0.15	ND<0.005	ND<0.3
				05/05/2026	ND<0.21	ND<0.28	ND<0.21	ND<0.50	ND<0.12	ND<0.19	ND<0.23	ND<0.21	ND<0.20	ND<0.18	ND<0.005	ND<0.3
				08/17/2026	ND<0.21	ND<0.28	ND<0.21	ND<0.50	ND<0.12	ND<0.19	ND<0.23	ND<0.21	ND<0.20	ND<0.18	ND<0.005	ND<0.3
			POET-Effluent	03/04/2025	ND<0.19	ND<0.19	ND<0.13	ND<0.19	ND<0.13	ND<0.13	ND<0.14	ND<0.13	ND<0.15	ND<0.15	ND<0.005	ND<0.3
				04/02/2025	ND<0.19	ND<0.19	ND<0.13	ND<0.19	ND<0.13	ND<0.13	ND<0.14	ND<0.13	ND<0.15	ND<0.15	ND<0.005	ND<0.3
				04/25/2025	ND<0.19	ND<0.19	ND<0.13	ND<0.19	ND<0.13	ND<0.13	ND<0.14	ND<0.13	ND<0.15	ND<0.15	ND<0.005	ND<0.3
				07/14/2025	ND<0.19	ND<0.19	ND<0.13	ND<0.19	ND<0.13	ND<0.13	ND<0.14	ND<0.13	ND<0.15	ND<0.15	ND<0.005	ND<0.3
				10/28/2025	ND<0.19	ND<0.19	ND<0.13	ND<0.19	ND<0.13	ND<0.13	ND<0.14	ND<0.13	ND<0.15	ND<0.15	ND<0.005	ND<0.3
				01/30/2026	ND<0.19	ND<0.19	ND<0.13	ND<0.19	ND<0.13	ND<0.13	ND<0.14	ND<0.13	ND<0.15	ND<0.15	ND<0.005	ND<0.3
				05/05/2026	ND<0.21	ND<0.28	ND<0.21	ND<0.50	ND<0.12	ND<0.19	ND<0.23	ND<0.21	ND<0.20	ND<0.18	ND<0.005	ND<0.3
				08/17/2026	ND<0.21	ND<0.28	ND<0.21	ND<0.50	ND<0.12	ND<0.19	ND<0.23	ND<0.21	ND<0.20	ND<0.18	ND<0.005	ND<0.3

Table 1
Potable Well Analytical Results Summary

Sample Address	Well Depth (feet)	Pump Depth (feet)	Sample Location	Date	Benzene (µg/L)	Toluene (µg/L)	Ethyl-benzene (µg/L)	Total Xylenes (µg/L)	MTBE (µg/L)	Isopropyl Benzene (µg/L)	Naph-thalene (µg/L)	1,2,4-Trimethyl-benzene (µg/L)	1,3,5-Trimethyl-benzene (µg/L)	1,2-Dichloro-ethane (µg/L)	1,2 Dibromo-ethane (µg/L)	Dissolved Lead (µg/L)
DEP MSCs for a Residential, Used Aquifer					5	1,000	700	10,000	20	840	100	130	130	5	0.05	5
Redacted			Pressure Tank	02/03/2025	ND<0.10	ND<0.10	ND<0.10	ND<0.10	ND<0.10	ND<0.10	ND<0.20	ND<0.10	ND<0.10	ND<0.10	ND<0.0094	**41**
				03/07/2025	ND<0.19	ND<0.19	ND<0.13	ND<0.19	ND<0.13	ND<0.13	ND<0.14	ND<0.13	ND<0.15	ND<0.15	ND<0.005	3.9
			Kitchen Sink	03/07/2025	ND<0.19	ND<0.19	ND<0.13	ND<0.19	ND<0.13	ND<0.13	ND<0.14	ND<0.13	ND<0.15	ND<0.15	ND<0.005	ND<0.3
			POET-Influent	03/17/2025	ND<0.19	ND<0.19	ND<0.13	ND<0.19	ND<0.13	ND<0.13	ND<0.14	ND<0.13	ND<0.15	ND<0.15	ND<0.005	ND<0.3
				04/25/2025	ND<0.19	ND<0.19	ND<0.13	ND<0.19	ND<0.13	ND<0.13	ND<0.14	ND<0.13	ND<0.15	ND<0.15	ND<0.005	ND<0.3
				07/08/2025	ND<0.19	ND<0.19	ND<0.13	ND<0.19	ND<0.13	ND<0.13	ND<0.14	ND<0.13	ND<0.15	ND<0.15	ND<0.005	ND<0.3
				09/02/2025	ND<0.19	ND<0.19	ND<0.13	ND<0.19	ND<0.13	ND<0.13	ND<0.14	ND<0.13	ND<0.15	ND<0.15	ND<0.005	ND<0.3
				11/03/2025	ND<0.19	ND<0.19	ND<0.13	ND<0.19	ND<0.13	ND<0.13	ND<0.14	ND<0.13	ND<0.15	ND<0.15	ND<0.005	ND<0.3
				01/16/2026	ND<0.19	ND<0.19	ND<0.13	ND<0.19	ND<0.13	ND<0.13	ND<0.14	ND<0.13	ND<0.15	ND<0.15	ND<0.005	ND<0.3
				06/08/2026	ND<0.21	ND<0.28	ND<0.21	ND<0.50	ND<0.12	ND<0.19	ND<0.23	ND<0.21	ND<0.20	ND<0.18	ND<0.005	ND<0.3
			POET-Midfluent	03/17/2025	ND<0.19	ND<0.19	ND<0.13	ND<0.19	ND<0.13	ND<0.13	ND<0.14	ND<0.13	ND<0.15	ND<0.15	ND<0.005	ND<0.3
				04/25/2025	ND<0.19	ND<0.19	ND<0.13	ND<0.19	ND<0.13	ND<0.13	ND<0.14	ND<0.13	ND<0.15	ND<0.15	ND<0.005	ND<0.3
				07/08/2025	ND<0.19	ND<0.19	ND<0.13	ND<0.19	ND<0.13	ND<0.13	ND<0.14	ND<0.13	ND<0.15	ND<0.15	ND<0.005	ND<0.3
				09/02/2025	ND<0.19	ND<0.19	ND<0.13	ND<0.19	ND<0.13	ND<0.13	ND<0.14	ND<0.13	ND<0.15	ND<0.15	ND<0.005	ND<0.3
				11/03/2025	ND<0.19	ND<0.19	ND<0.13	ND<0.19	ND<0.13	ND<0.13	ND<0.14	ND<0.13	ND<0.15	ND<0.15	ND<0.005	ND<0.3
				01/16/2026	ND<0.19	ND<0.19	ND<0.13	ND<0.19	ND<0.13	ND<0.13	ND<0.14	ND<0.13	ND<0.15	ND<0.15	ND<0.005	ND<0.3
				06/08/2026	ND<0.21	ND<0.28	ND<0.21	ND<0.50	ND<0.12	ND<0.19	ND<0.23	ND<0.21	ND<0.20	ND<0.18	ND<0.005	ND<0.3
			POET-Effluent	03/17/2025	ND<0.19	ND<0.19	ND<0.13	ND<0.19	ND<0.13	ND<0.13	ND<0.14	ND<0.13	ND<0.15	ND<0.15	ND<0.005	ND<0.3
				04/25/2025	ND<0.19	ND<0.19	ND<0.13	ND<0.19	ND<0.13	ND<0.13	ND<0.14	ND<0.13	ND<0.15	ND<0.15	ND<0.005	ND<0.3
				07/08/2025	ND<0.19	ND<0.19	ND<0.13	ND<0.19	ND<0.13	ND<0.13	ND<0.14	ND<0.13	ND<0.15	ND<0.15	ND<0.005	ND<0.3
				09/02/2025	ND<0.19	ND<0.19	ND<0.13	ND<0.19	ND<0.13	ND<0.13	ND<0.14	ND<0.13	ND<0.15	ND<0.15	ND<0.005	ND<0.3
				11/03/2025	ND<0.19	ND<0.19	ND<0.13	ND<0.19	ND<0.13	ND<0.13	ND<0.14	ND<0.13	ND<0.15	ND<0.15	ND<0.005	ND<0.3
				01/16/2026	ND<0.19	ND<0.19	ND<0.13	ND<0.19	ND<0.13	ND<0.13	ND<0.14	ND<0.13	ND<0.15	ND<0.15	ND<0.005	ND<0.3
				06/08/2026	ND<0.21	ND<0.28	ND<0.21	ND<0.50	ND<0.12	ND<0.19	ND<0.23	ND<0.21	ND<0.20	ND<0.18	ND<0.005	ND<0.3
			Pressure Tank (Influent)	02/05/2025	ND<0.10	ND<0.10	ND<0.10	ND<0.10	ND<0.10	ND<0.10	ND<0.20	ND<0.10	ND<0.10	ND<0.10	ND<0.0093	0.66
				02/25/2025	ND<0.10	ND<0.10	ND<0.10	ND<0.10	ND<0.10	ND<0.10	ND<0.20	ND<0.10	ND<0.10	ND<0.10	ND<0.0095	0.95
				03/20/2025	ND<0.19	ND<0.19	ND<0.13	ND<0.19	ND<0.13	ND<0.13	ND<0.14	ND<0.13	ND<0.15	ND<0.15	ND<0.005	0.7 J
			POET-Influent	03/31/2025	ND<0.19	ND<0.19	ND<0.13	ND<0.19	ND<0.13	ND<0.13	ND<0.14	ND<0.13	ND<0.15	ND<0.15	ND<0.005	ND<0.3
				04/29/2025	ND<0.19	ND<0.19	ND<0.13	ND<0.19	ND<0.13	ND<0.13	ND<0.14	ND<0.13	ND<0.15	ND<0.15	ND<0.005	ND<0.3
				06/03/2025	ND<0.19	ND<0.19	ND<0.13	ND<0.19	ND<0.13	ND<0.13	ND<0.14	ND<0.13	ND<0.15	ND<0.15	ND<0.005	ND<0.3
				08/05/2025	ND<0.19	ND<0.19	ND<0.13	ND<0.19	ND<0.13	ND<0.13	ND<0.14	ND<0.13	ND<0.15	ND<0.15	ND<0.005	ND<0.3
				10/02/2025	ND<0.19	ND<0.19	ND<0.13	ND<0.19	ND<0.13	ND<0.13	ND<0.14	ND<0.13	ND<0.15	ND<0.15	ND<0.005	1.7
				12/02/2025	ND<0.19	ND<0.19	ND<0.13	ND<0.19	ND<0.13	ND<0.13	ND<0.14	ND<0.13	ND<0.15	ND<0.15	ND<0.005	ND<0.3
				01/22/2026	ND<0.19	ND<0.19	ND<0.13	ND<0.19	ND<0.13	ND<0.13	ND<0.14	ND<0.13	ND<0.15	ND<0.15	ND<0.005	ND<0.3
				03/23/2026	ND<0.21	ND<0.28	ND<0.21	ND<0.50	ND<0.12	ND<0.19	ND<0.23	ND<0.21	ND<0.20	ND<0.18	ND<0.005	ND<0.3
				05/13/2026	ND<0.21	ND<0.28	ND<0.21	ND<0.50	ND<0.12	ND<0.19	ND<0.23	ND<0.21	ND<0.20	ND<0.18	ND<0.005	ND<0.3
				07/22/2026	ND<0.21	ND<0.28	ND<0.21	ND<0.50	ND<0.12	ND<0.19	ND<0.23	ND<0.21	ND<0.20	ND<0.18	ND<0.005	ND<0.3
			POET-Midfluent	03/31/2025	ND<0.19	ND<0.19	ND<0.13	ND<0.19	ND<0.13	ND<0.13	ND<0.14	ND<0.13	ND<0.15	ND<0.15	ND<0.005	ND<0.3
				04/29/2025	ND<0.19	ND<0.19	ND<0.13	ND<0.19	ND<0.13	ND<0.13	ND<0.14	ND<0.13	ND<0.15	ND<0.15	ND<0.005	ND<0.3
				06/03/2025	ND<0.19	ND<0.19	ND<0.13	ND<0.19	ND<0.13	ND<0.13	ND<0.14	ND<0.13	ND<0.15	ND<0.15	ND<0.005	ND<0.3
				08/05/2025	ND<0.19	ND<0.19	ND<0.13	ND<0.19	ND<0.13	ND<0.13	ND<0.14	ND<0.13	ND<0.15	ND<0.15	ND<0.005	ND<0.3
				10/02/2025	ND<0.19	ND<0.19	ND<0.13	ND<0.19	ND<0.13	ND<0.13	ND<0.14	ND<0.13	ND<0.15	ND<0.15	ND<0.005	0.8 J
				12/02/2025	ND<0.19	ND<0.19	ND<0.13	ND<0.19	ND<0.13	ND<0.13	ND<0.14	ND<0.13	ND<0.15	ND<0.15	ND<0.005	ND<0.3
				01/22/2026	ND<0.19	ND<0.19	ND<0.13	ND<0.19	ND<0.13	ND<0.13	ND<0.14	ND<0.13	ND<0.15	ND<0.15	ND<0.005	ND<0.3
				03/23/2026	ND<0.21	ND<0.28	ND<0.21	ND<0.50	ND<0.12	ND<0.19	ND<0.23	ND<0.21	ND<0.20	ND<0.18	ND<0.005	ND<0.3
				05/13/2026	ND<0.21	ND<0.28	ND<0.21	ND<0.50	ND<0.12	ND<0.19	ND<0.23	ND<0.21	ND<0.20	ND<0.18	ND<0.005	ND<0.3
				07/22/2026	ND<0.21	ND<0.28	ND<0.21	ND<0.50	ND<0.12	ND<0.19	ND<0.23	ND<0.21	ND<0.20	ND<0.18	ND<0.005	ND<0.3
			POET-Effluent	03/31/2025	ND<0.19	ND<0.19	ND<0.13	ND<0.19	ND<0.13	ND<0.13	ND<0.14	ND<0.13	ND<0.15	ND<0.15	ND<0.005	ND<0.3
				04/29/2025	ND<0.19	ND<0.19	ND<0.13	ND<0.19	ND<0.13	ND<0.13	ND<0.14	ND<0.13	ND<0.15	ND<0.15	ND<0.005	ND<0.3
				06/03/2025	ND<0.19	ND<0.19	ND<0.13	ND<0.19	ND<0.13	ND<0.13	ND<0.14	ND<0.13	ND<0.15	ND<0.15	ND<0.005	ND<0.3
				08/05/2025	ND<0.19	ND<0.19	ND<0.13	ND<0.19	ND<0.13	ND<0.13	ND<0.14	ND<0.13	ND<0.15	ND<0.15	ND<0.005	ND<0.3
				10/02/2025	ND<0.19	ND<0.19	ND<0.13	ND<0.19	ND<0.13	ND<0.13	ND<0.14	ND<0.13	ND<0.15	ND<0.15	ND<0.005	1.1
				12/02/2025	ND<0.19	ND<0.19	ND<0.13	ND<0.19	ND<0.13	ND<0.13	ND<0.14	ND<0.13	ND<0.15	ND<0.15	ND<0.005	ND<0.3
				01/22/2026	ND<0.19	ND<0.19	ND<0.13	ND<0.19	ND<0.13	ND<0.13	ND<0.14	ND<0.13	ND<0.15	ND<0.15	ND<0.005	ND<0.3
				03/23/2026	ND<0.21	ND<0.28	ND<0.21	ND<0.50	ND<0.12	ND<0.19	ND<0.23	ND<0.21	ND<0.20	ND<0.18	ND<0.005	ND<0.3
				05/13/2026	ND<0.21	ND<0.28	ND<0.21	ND<0.50	ND<0.12	ND<0.19	ND<0.23	ND<0.21	ND<0.20	ND<0.18	ND<0.005	ND<0.3
				07/22/2026	ND<0.21	ND<0.28	ND<0.21	ND<0.50	ND<0.12	ND<0.19	ND<0.23	ND<0.21	ND<0.20	ND<0.18	ND<0.005	ND<0.3
			Kitchen Sink (Effluent)	02/25/2025	ND<0.10	ND<0.10	ND<0.10	ND<0.10	ND<0.10	ND<0.10	ND<0.20	ND<0.10	ND<0.10	ND<0.10	ND<0.0093	0.55
				03/20/2025	ND<0.19	ND<0.19	ND<0.13	ND<0.19	ND<0.13	ND<0.13	ND<0.14	ND<0.13	ND<0.15	ND<0.15	ND<0.005	ND<0.3

Table 1
Potable Well Analytical Results Summary

Sample Address	Well Depth (feet)	Pump Depth (feet)	Sample Location	Date	Benzene (µg/L)	Toluene (µg/L)	Ethyl-benzene (µg/L)	Total Xylenes (µg/L)	MTBE (µg/L)	Isopropyl Benzene (µg/L)	Naph-thalene (µg/L)	1,2,4-Trimethyl-benzene (µg/L)	1,3,5-Trimethyl-benzene (µg/L)	1,2-Dichloro-ethane (µg/L)	1,2 Dibromo-ethane (µg/L)	Dissolved Lead (µg/L)
DEP MSCs for a Residential, Used Aquifer					5	1,000	700	10,000	20	840	100	130	130	5	0.05	5
Redacted			Kitchen Sink	02/05/2025	ND<0.10	ND<0.10	ND<0.10	ND<0.10	ND<0.10	ND<0.10	ND<0.20	ND<0.10	ND<0.10	ND<0.10	ND<0.0093	ND<0.12
			POET-Influent	02/27/2025	ND<0.10	ND<0.10	ND<0.10	ND<0.10	ND<0.10	ND<0.10	ND<0.20	ND<0.10	ND<0.10	ND<0.10	ND<0.0094	0.14 J
				03/24/2025	ND<0.19	ND<0.19	ND<0.13	ND<0.19	ND<0.13	ND<0.13	ND<0.14	ND<0.13	ND<0.15	ND<0.15	ND<0.005	ND<0.3
				04/24/2025	ND<0.19	ND<0.19	ND<0.13	ND<0.19	ND<0.13	ND<0.13	ND<0.14	ND<0.13	ND<0.15	ND<0.15	ND<0.005	ND<0.3
				05/21/2025	ND<0.19	ND<0.19	ND<0.13	ND<0.19	ND<0.13	ND<0.13	ND<0.14	ND<0.13	ND<0.15	ND<0.15	ND<0.005	ND<0.3
				07/07/2025	ND<0.19	ND<0.19	ND<0.13	ND<0.19	ND<0.13	ND<0.13	ND<0.14	ND<0.13	ND<0.15	ND<0.15	ND<0.005	ND<0.3
				10/20/2025	ND<0.19	ND<0.19	ND<0.13	ND<0.19	ND<0.13	ND<0.13	ND<0.14	ND<0.13	ND<0.15	ND<0.15	ND<0.005	ND<0.3
				12/10/2025	ND<0.19	ND<0.19	ND<0.13	ND<0.19	ND<0.13	ND<0.13	ND<0.14	ND<0.13	ND<0.15	ND<0.15	ND<0.005	ND<0.3
				02/04/2026	ND<0.19	ND<0.19	ND<0.13	ND<0.19	ND<0.13	ND<0.13	ND<0.14	ND<0.13	ND<0.15	ND<0.15	ND<0.005	ND<0.3
				04/20/2026	ND<0.21	ND<0.28	ND<0.21	ND<0.50	ND<0.12	ND<0.19	ND<0.23	ND<0.21	ND<0.20	ND<0.18	ND<0.005	ND<0.3
				06/09/2026	ND<0.21	ND<0.28	ND<0.21	ND<0.50	ND<0.12	ND<0.19	ND<0.23	ND<0.21	ND<0.20	ND<0.18	ND<0.005	ND<0.3
				07/30/2026	ND<0.21	ND<0.28	ND<0.21	ND<0.50	ND<0.12	ND<0.19	ND<0.23	ND<0.21	ND<0.20	ND<0.18	ND<0.005	ND<0.3
			POET-Midfluent	02/27/2025	ND<0.10	ND<0.10	ND<0.10	ND<0.10	ND<0.10	ND<0.10	ND<0.20	ND<0.10	ND<0.10	ND<0.10	ND<0.0095	ND<0.12
				03/24/2025	ND<0.19	ND<0.19	ND<0.13	ND<0.19	ND<0.13	ND<0.13	ND<0.14	ND<0.13	ND<0.15	ND<0.15	ND<0.005	ND<0.3
				04/24/2025	ND<0.19	ND<0.19	ND<0.13	ND<0.19	ND<0.13	ND<0.13	ND<0.14	ND<0.13	ND<0.15	ND<0.15	ND<0.005	ND<0.3
				05/21/2025	ND<0.19	ND<0.19	ND<0.13	ND<0.19	ND<0.13	ND<0.13	ND<0.14	ND<0.13	ND<0.15	ND<0.15	ND<0.005	ND<0.3
				07/07/2025	ND<0.19	ND<0.19	ND<0.13	ND<0.19	ND<0.13	ND<0.13	ND<0.14	ND<0.13	ND<0.15	ND<0.15	ND<0.005	ND<0.3
				10/20/2025	ND<0.19	ND<0.19	ND<0.13	ND<0.19	ND<0.13	ND<0.13	ND<0.14	ND<0.13	ND<0.15	ND<0.15	ND<0.005	ND<0.3
				12/10/2025	ND<0.19	ND<0.19	ND<0.13	ND<0.19	ND<0.13	ND<0.13	ND<0.14	ND<0.13	ND<0.15	ND<0.15	ND<0.005	ND<0.3
				02/04/2026	ND<0.19	ND<0.19	ND<0.13	ND<0.19	ND<0.13	ND<0.13	ND<0.14	ND<0.13	ND<0.15	ND<0.15	ND<0.005	ND<0.3
				04/20/2026	ND<0.21	ND<0.28	ND<0.21	ND<0.50	ND<0.12	ND<0.19	ND<0.23	ND<0.21	ND<0.20	ND<0.18	ND<0.005	ND<0.3
				06/09/2026	ND<0.21	ND<0.28	ND<0.21	ND<0.50	ND<0.12	ND<0.19	ND<0.23	ND<0.21	ND<0.20	ND<0.18	ND<0.005	ND<0.3
				07/30/2026	ND<0.21	ND<0.28	ND<0.21	ND<0.50	ND<0.12	ND<0.19	ND<0.23	ND<0.21	ND<0.20	ND<0.18	ND<0.005	ND<0.3
			POET-Effluent	02/27/2025	ND<0.10	ND<0.10	ND<0.10	ND<0.10	ND<0.10	ND<0.10	ND<0.20	ND<0.10	ND<0.10	ND<0.10	ND<0.0095	ND<0.12
				03/24/2025	ND<0.19	ND<0.19	ND<0.13	ND<0.19	ND<0.13	ND<0.13	ND<0.14	ND<0.13	ND<0.15	ND<0.15	ND<0.005	ND<0.3
				04/24/2025	ND<0.19	ND<0.19	ND<0.13	ND<0.19	ND<0.13	ND<0.13	ND<0.14	ND<0.13	ND<0.15	ND<0.15	ND<0.005	ND<0.3
				05/21/2025	ND<0.19	ND<0.19	ND<0.13	ND<0.19	ND<0.13	ND<0.13	ND<0.14	ND<0.13	ND<0.15	ND<0.15	ND<0.005	ND<0.3
				07/07/2025	ND<0.19	ND<0.19	ND<0.13	ND<0.19	ND<0.13	ND<0.13	ND<0.14	ND<0.13	ND<0.15	ND<0.15	ND<0.005	ND<0.3
				10/20/2025	ND<0.19	ND<0.19	ND<0.13	ND<0.19	ND<0.13	ND<0.13	ND<0.14	ND<0.13	ND<0.15	ND<0.15	ND<0.005	ND<0.3
				12/10/2025	ND<0.19	ND<0.19	ND<0.13	ND<0.19	ND<0.13	ND<0.13	ND<0.14	ND<0.13	ND<0.15	ND<0.15	ND<0.005	ND<0.3
				02/04/2026	ND<0.19	ND<0.19	ND<0.13	ND<0.19	ND<0.13	ND<0.13	ND<0.14	ND<0.13	ND<0.15	ND<0.15	ND<0.005	ND<0.3
				04/20/2026	ND<0.21	ND<0.28	ND<0.21	ND<0.50	ND<0.12	ND<0.19	ND<0.23	ND<0.21	ND<0.20	ND<0.18	ND<0.005	ND<0.3
				06/09/2026	ND<0.21	ND<0.28	ND<0.21	ND<0.50	ND<0.12	ND<0.19	ND<0.23	ND<0.21	ND<0.20	ND<0.18	ND<0.005	ND<0.3
				07/30/2026	ND<0.21	ND<0.28	ND<0.21	ND<0.50	ND<0.12	ND<0.19	ND<0.23	ND<0.21	ND<0.20	ND<0.18	ND<0.005	ND<0.3
			Kitchen Sink	02/04/2025	ND<0.10	ND<0.10	ND<0.10	ND<0.10	ND<0.10	ND<0.10	ND<0.20	ND<0.10	ND<0.10	ND<0.10	ND<0.0094	ND<0.12
			POET-Influent	02/21/2025	ND<0.10	ND<0.10	ND<0.10	ND<0.10	ND<0.10	ND<0.10	ND<0.20	ND<0.10	ND<0.10	ND<0.10	ND<0.0094	ND<0.12
				03/21/2025	ND<0.19	ND<0.19	ND<0.13	ND<0.19	ND<0.13	ND<0.13	ND<0.14	ND<0.13	ND<0.15	ND<0.15	ND<0.005	ND<0.3
				04/22/2025	ND<0.19	ND<0.19	ND<0.13	ND<0.19	ND<0.13	ND<0.13	ND<0.14	ND<0.13	ND<0.15	ND<0.15	ND<0.005	ND<0.3
				06/03/2025	ND<0.19	ND<0.19	ND<0.13	ND<0.19	ND<0.13	ND<0.13	ND<0.14	ND<0.13	ND<0.15	ND<0.15	ND<0.005	ND<0.3
				08/14/2025	ND<0.19	ND<0.19	ND<0.13	ND<0.19	ND<0.13	ND<0.13	ND<0.14	ND<0.13	ND<0.15	ND<0.15	ND<0.005	ND<0.3
				10/10/2025	ND<0.19	ND<0.19	ND<0.13	ND<0.19	ND<0.13	ND<0.13	ND<0.14	ND<0.13	ND<0.15	ND<0.15	ND<0.005	ND<0.3
				01/12/2026	ND<0.19	ND<0.19	ND<0.13	ND<0.19	ND<0.13	ND<0.13	ND<0.14	ND<0.13	ND<0.15	ND<0.15	ND<0.005	ND<0.3
				03/24/2026	ND<0.21	ND<0.28	ND<0.21	ND<0.50	ND<0.12	ND<0.19	ND<0.23	ND<0.21	ND<0.20	ND<0.18	ND<0.005	ND<0.3
				05/21/2026	ND<0.21	ND<0.28	ND<0.21	ND<0.50	ND<0.12	ND<0.19	ND<0.23	ND<0.21	ND<0.20	ND<0.18	ND<0.005	ND<0.3
				07/14/2026	ND<0.21	ND<0.28	ND<0.21	ND<0.50	ND<0.12	ND<0.19	ND<0.23	ND<0.21	ND<0.20	ND<0.18	ND<0.005	ND<0.3
			POET-Midfluent	03/21/2025	ND<0.19	ND<0.19	ND<0.13	ND<0.19	ND<0.13	ND<0.13	ND<0.14	ND<0.13	ND<0.15	ND<0.15	ND<0.005	ND<0.3
				04/22/2025	ND<0.19	ND<0.19	ND<0.13	ND<0.19	ND<0.13	ND<0.13	ND<0.14	ND<0.13	ND<0.15	ND<0.15	ND<0.005	ND<0.3
				06/03/2025	ND<0.19	ND<0.19	ND<0.13	ND<0.19	ND<0.13	ND<0.13	ND<0.14	ND<0.13	ND<0.15	ND<0.15	ND<0.005	ND<0.3
				08/14/2025	ND<0.19	ND<0.19	ND<0.13	ND<0.19	ND<0.13	ND<0.13	ND<0.14	ND<0.13	ND<0.15	ND<0.15	ND<0.005	ND<0.3
				10/10/2025	ND<0.19	ND<0.19	ND<0.13	ND<0.19	ND<0.13	ND<0.13	ND<0.14	ND<0.13	ND<0.15	ND<0.15	ND<0.005	ND<0.3
				01/12/2026	ND<0.19	ND<0.19	ND<0.13	ND<0.19	ND<0.13	ND<0.13	ND<0.14	ND<0.13	ND<0.15	ND<0.15	ND<0.005	ND<0.3
				03/24/2026	ND<0.21	ND<0.28	ND<0.21	ND<0.50	ND<0.12	ND<0.19	ND<0.23	ND<0.21	ND<0.20	ND<0.18	ND<0.005	ND<0.3
				05/21/2026	ND<0.21	ND<0.28	ND<0.21	ND<0.50	ND<0.12	ND<0.19	ND<0.23	ND<0.21	ND<0.20	ND<0.18	ND<0.005	ND<0.3
				07/14/2026	ND<0.21	ND<0.28	ND<0.21	ND<0.50	ND<0.12	ND<0.19	ND<0.23	ND<0.21	ND<0.20	ND<0.18	ND<0.005	0.5 J
			POET-Effluent	02/21/2025	ND<0.10	ND<0.10	ND<0.10	ND<0.10	ND<0.10	ND<0.10	ND<0.20	ND<0.10	ND<0.10	ND<0.10	ND<0.0094	ND<0.12
				03/21/2025	ND<0.19	ND<0.19	ND<0.13	ND<0.19	ND<0.13	ND<0.13	ND<0.14	ND<0.13	ND<0.15	ND<0.15	ND<0.005	ND<0.3
				04/22/2025	ND<0.19	ND<0.19	ND<0.13	ND<0.19	ND<0.13	ND<0.13	ND<0.14	ND<0.13	ND<0.15	ND<0.15	ND<0.005	ND<0.3
				06/03/2025	ND<0.19	ND<0.19	ND<0.13	ND<0.19	ND<0.13	ND<0.13	ND<0.14	ND<0.13	ND<0.15	ND<0.15	ND<0.005	ND<0.3
				08/14/2025	ND<0.19	ND<0.19	ND<0.13	ND<0.19	ND<0.13	ND<0.13	ND<0.14	ND<0.13	ND<0.15	ND<0.15	ND<0.005	ND<0.3
				10/10/2025	ND<0.19	ND<0.19	ND<0.13	ND<0.19	ND<0.13	ND<0.13	ND<0.14	ND<0.13	ND<0.15	ND<0.15	ND<0.005	ND<0.3
				01/12/2026	ND<0.19	ND<0.19	ND<0.13	ND<0.19	ND<0.13	ND<0.13	ND<0.14	ND<0.13	ND<0.15	ND<0.15	ND<0.005	ND<0.3
				03/24/2026	ND<0.21	ND<0.28	ND<0.21	ND<0.50	ND<0.12	ND<0.19	ND<0.23	ND<0.21	ND<0.20	ND<0.18	ND<0.005	ND<0.3
				05/21/2026	ND<0.21	ND<0.28	ND<0.21	ND<0.50	ND<0.12	ND<0.19	ND<0.23	ND<0.21	ND<0.20	ND<0.18	ND<0.005	ND<0.3
				07/14/2026	ND<0.21	ND<0.28	ND<0.21	ND<0.50	ND<0.12	ND<0.19	ND<0.23	ND<0.21	ND<0.20	ND<0.18	ND<0.005	ND<0.3

Table 1
Potable Well Analytical Results Summary

Redacted

Sample Address	Well Depth (feet)	Pump Depth (feet)	Sample Location	Date	Benzene (µg/L)	Toluene (µg/L)	Ethyl-benzene (µg/L)	Total Xylenes (µg/L)	MTBE (µg/L)	Isopropyl Benzene (µg/L)	Naph-thalene (µg/L)	1,2,4-Trimethyl-benzene (µg/L)	1,3,5-Trimethyl-benzene (µg/L)	1,2-Dichloro-ethane (µg/L)	1,2 Dibromo-ethane (µg/L)	Dissolved Lead (µg/L)
DEP MSCs for a Residential, Used Aquifer					5	1,000	700	10,000	20	840	100	130	130	5	0.05	5
			Kitchen Sink	02/04/2025	ND<0.10	ND<0.10	ND<0.10	ND<0.10	ND<0.10	ND<0.10	ND<0.20	ND<0.10	ND<0.10	ND<0.10	ND<0.0094	ND<0.12
			Kitchen Sink (Effluent)	02/22/2025	ND<0.10	ND<0.10	ND<0.10	ND<0.10	ND<0.10	ND<0.10	ND<0.20	ND<0.10	ND<0.10	ND<0.10	ND<0.0095	0.12 J
			Pre-Treatment	02/22/2025	ND<0.10	ND<0.10	ND<0.10	ND<0.10	ND<0.10	ND<0.10	ND<0.20	ND<0.10	ND<0.10	ND<0.10	ND<0.0095	1.1
			POET-Influent	03/08/2025	ND<0.19	ND<0.19	ND<0.13	ND<0.19	ND<0.13	ND<0.13	ND<0.14	ND<0.13	ND<0.15	ND<0.15	ND<0.005	ND<0.3
				04/05/2025	ND<0.19	ND<0.19	ND<0.13	ND<0.19	ND<0.13	ND<0.13	ND<0.14	ND<0.13	ND<0.15	ND<0.15	ND<0.005	ND<0.3
				05/10/2025	ND<0.19	ND<0.19	ND<0.13	ND<0.19	ND<0.13	ND<0.13	ND<0.14	ND<0.13	ND<0.15	ND<0.15	ND<0.005	ND<0.3
				07/01/2025	ND<0.19	ND<0.19	ND<0.13	ND<0.19	ND<0.13	ND<0.13	ND<0.14	ND<0.13	ND<0.15	ND<0.15	ND<0.005	ND<0.3
				08/22/2025	ND<0.19	ND<0.19	ND<0.13	ND<0.19	ND<0.13	ND<0.13	ND<0.14	ND<0.13	ND<0.15	ND<0.15	ND<0.005	ND<0.3
				10/08/2025	ND<0.19	ND<0.19	ND<0.13	ND<0.19	ND<0.13	ND<0.13	ND<0.14	ND<0.13	ND<0.15	ND<0.15	ND<0.005	ND<0.3
				12/11/2025	ND<0.19	ND<0.19	ND<0.13	ND<0.19	ND<0.13	ND<0.13	ND<0.14	ND<0.13	ND<0.15	ND<0.15	ND<0.005	ND<0.3
				02/10/2026	ND<0.19	ND<0.19	ND<0.13	ND<0.19	ND<0.13	ND<0.13	ND<0.14	ND<0.13	ND<0.15	ND<0.15	ND<0.005	ND<0.3
				04/09/2026	ND<0.21	ND<0.28	ND<0.21	ND<0.50	ND<0.12	ND<0.19	ND<0.23	ND<0.21	ND<0.20	ND<0.18	ND<0.005	ND<0.3
				06/19/2026	ND<0.21	ND<0.28	ND<0.21	ND<0.50	ND<0.12	ND<0.19	ND<0.23	ND<0.21	ND<0.20	ND<0.18	ND<0.005	ND<0.3
				08/21/2026	ND<0.21	ND<0.28	ND<0.21	ND<0.50	ND<0.12	ND<0.19	ND<0.23	ND<0.21	ND<0.20	ND<0.18	ND<0.005	ND<0.3
			POET-Midfluent	03/08/2025	ND<0.19	ND<0.19	ND<0.13	ND<0.19	ND<0.13	ND<0.13	ND<0.14	ND<0.13	ND<0.15	ND<0.15	ND<0.005	ND<0.3
				04/05/2025	ND<0.19	ND<0.19	ND<0.13	ND<0.19	ND<0.13	ND<0.13	ND<0.14	ND<0.13	ND<0.15	ND<0.15	ND<0.005	ND<0.3
				05/10/2025	ND<0.19	ND<0.19	ND<0.13	ND<0.19	ND<0.13	ND<0.13	ND<0.14	ND<0.13	ND<0.15	ND<0.15	ND<0.005	ND<0.3
				07/01/2025	ND<0.19	ND<0.19	ND<0.13	ND<0.19	ND<0.13	ND<0.13	ND<0.14	ND<0.13	ND<0.15	ND<0.15	ND<0.005	ND<0.3
				08/22/2025	ND<0.19	ND<0.19	ND<0.13	ND<0.19	ND<0.13	ND<0.13	ND<0.14	ND<0.13	ND<0.15	ND<0.15	ND<0.005	ND<0.3
				10/08/2025	ND<0.19	ND<0.19	ND<0.13	ND<0.19	ND<0.13	ND<0.13	ND<0.14	ND<0.13	ND<0.15	ND<0.15	ND<0.005	ND<0.3
				12/11/2025	ND<0.19	ND<0.19	ND<0.13	ND<0.19	ND<0.13	ND<0.13	ND<0.14	ND<0.13	ND<0.15	ND<0.15	ND<0.005	ND<0.3
				02/10/2026	ND<0.19	ND<0.19	ND<0.13	ND<0.19	ND<0.13	ND<0.13	ND<0.14	ND<0.13	ND<0.15	ND<0.15	ND<0.005	ND<0.3
				04/09/2026	ND<0.21	ND<0.28	ND<0.21	ND<0.50	ND<0.12	ND<0.19	ND<0.23	ND<0.21	ND<0.20	ND<0.18	ND<0.005	ND<0.3
				06/19/2026	ND<0.21	ND<0.28	ND<0.21	ND<0.50	ND<0.12	ND<0.19	ND<0.23	ND<0.21	ND<0.20	ND<0.18	ND<0.005	ND<0.3
				08/21/2026	ND<0.21	ND<0.28	ND<0.21	ND<0.50	ND<0.12	ND<0.19	ND<0.23	ND<0.21	ND<0.20	ND<0.18	ND<0.005	ND<0.3
			POET-Effluent	03/08/2025	ND<0.19	ND<0.19	ND<0.13	ND<0.19	ND<0.13	ND<0.13	ND<0.14	ND<0.13	ND<0.15	ND<0.15	ND<0.005	ND<0.3
				04/05/2025	ND<0.19	ND<0.19	ND<0.13	ND<0.19	ND<0.13	ND<0.13	ND<0.14	ND<0.13	ND<0.15	ND<0.15	ND<0.005	ND<0.3
				05/10/2025	ND<0.19	ND<0.19	ND<0.13	ND<0.19	ND<0.13	ND<0.13	ND<0.14	ND<0.13	ND<0.15	ND<0.15	ND<0.005	ND<0.3
				07/01/2025	ND<0.19	ND<0.19	ND<0.13	ND<0.19	ND<0.13	ND<0.13	ND<0.14	ND<0.13	ND<0.15	ND<0.15	ND<0.005	ND<0.3
				08/22/2025	ND<0.19	ND<0.19	ND<0.13	ND<0.19	ND<0.13	ND<0.13	ND<0.14	ND<0.13	ND<0.15	ND<0.15	ND<0.005	ND<0.3
				10/08/2025	ND<0.19	ND<0.19	ND<0.13	ND<0.19	ND<0.13	ND<0.13	ND<0.14	ND<0.13	ND<0.15	ND<0.15	ND<0.005	ND<0.3
				12/11/2025	ND<0.19	ND<0.19	ND<0.13	ND<0.19	ND<0.13	ND<0.13	ND<0.14	ND<0.13	ND<0.15	ND<0.15	ND<0.005	ND<0.3
				02/10/2026	ND<0.19	ND<0.19	ND<0.13	ND<0.19	ND<0.13	ND<0.13	ND<0.14	ND<0.13	ND<0.15	ND<0.15	ND<0.005	ND<0.3
				04/09/2026	ND<0.21	ND<0.28	ND<0.21	ND<0.50	ND<0.12	ND<0.19	ND<0.23	ND<0.21	ND<0.20	ND<0.18	ND<0.005	ND<0.3
				06/19/2026	ND<0.21	ND<0.28	ND<0.21	ND<0.50	ND<0.12	ND<0.19	ND<0.23	ND<0.21	ND<0.20	ND<0.18	ND<0.005	ND<0.3
				08/21/2026	ND<0.21	ND<0.28	ND<0.21	ND<0.50	ND<0.12	ND<0.19	ND<0.23	ND<0.21	ND<0.20	ND<0.18	ND<0.005	ND<0.3
			ressure Tank (Influent)	02/03/2025	ND<0.10	ND<0.10	ND<0.10	ND<0.10	ND<0.10	ND<0.10	ND<0.20	ND<0.10	ND<0.10	ND<0.10	ND<0.0093	0.68
				02/24/2025	ND<0.10	ND<0.10	ND<0.10	ND<0.10	ND<0.10	ND<0.10	ND<0.20	ND<0.10	ND<0.10	ND<0.10	ND<0.0094	ND<0.12
				03/24/2025	ND<0.19	ND<0.19	ND<0.13	ND<0.19	ND<0.13	ND<0.13	ND<0.14	ND<0.13	ND<0.15	ND<0.15	ND<0.005	ND<0.3
			POET-Influent	04/28/2025	ND<0.19	ND<0.19	ND<0.13	ND<0.19	ND<0.13	ND<0.13	ND<0.14	ND<0.13	ND<0.15	ND<0.15	ND<0.005	ND<0.3
				06/05/2025	ND<0.19	ND<0.19	ND<0.13	ND<0.19	ND<0.13	ND<0.13	ND<0.14	ND<0.13	ND<0.15	ND<0.15	ND<0.005	ND<0.3
				08/06/2025	ND<0.19	ND<0.19	ND<0.13	ND<0.19	ND<0.13	ND<0.13	ND<0.14	ND<0.13	ND<0.15	ND<0.15	ND<0.005	ND<0.3
				10/07/2025	ND<0.19	ND<0.19	ND<0.13	ND<0.19	ND<0.13	ND<0.13	ND<0.14	ND<0.13	ND<0.15	ND<0.15	ND<0.005	ND<0.3
				12/02/2025	ND<0.19	ND<0.19	ND<0.13	ND<0.19	ND<0.13	ND<0.13	ND<0.14	ND<0.13	ND<0.15	ND<0.15	ND<0.005	ND<0.3
				01/29/2026	ND<0.19	ND<0.19	ND<0.13	ND<0.19	ND<0.13	ND<0.13	ND<0.14	ND<0.13	ND<0.15	ND<0.15	ND<0.005	ND<0.3
				04/09/2026	ND<0.21	ND<0.28	ND<0.21	ND<0.50	ND<0.12	ND<0.19	ND<0.23	ND<0.21	ND<0.20	ND<0.18	ND<0.005	ND<0.3
				06/11/2026	ND<0.21	ND<0.28	ND<0.21	ND<0.50	ND<0.12	ND<0.19	ND<0.23	ND<0.21	ND<0.20	ND<0.18	ND<0.005	ND<0.3
				08/06/2026	ND<0.21	ND<0.28	ND<0.21	ND<0.50	ND<0.12	ND<0.19	ND<0.23	ND<0.21	ND<0.20	ND<0.18	ND<0.005	ND<0.3
			POET-Midfluent	02/24/2025	ND<0.10	ND<0.10	ND<0.10	ND<0.10	ND<0.10	ND<0.10	ND<0.20	ND<0.10	ND<0.10	ND<0.10	ND<0.0095	ND<0.12
				03/24/2025	ND<0.19	ND<0.19	ND<0.13	ND<0.19	ND<0.13	ND<0.13	ND<0.14	ND<0.13	ND<0.15	ND<0.15	ND<0.005	ND<0.3
				04/28/2025	ND<0.19	ND<0.19	ND<0.13	ND<0.19	ND<0.13	ND<0.13	ND<0.14	ND<0.13	ND<0.15	ND<0.15	ND<0.005	ND<0.3
				06/05/2025	ND<0.19	ND<0.19	ND<0.13	ND<0.19	ND<0.13	ND<0.13	ND<0.14	ND<0.13	ND<0.15	ND<0.15	ND<0.005	ND<0.3
				08/06/2025	ND<0.19	ND<0.19	ND<0.13	ND<0.19	ND<0.13	ND<0.13	ND<0.14	ND<0.13	ND<0.15	ND<0.15	ND<0.005	ND<0.3
				10/07/2025	ND<0.19	ND<0.19	ND<0.13	ND<0.19	ND<0.13	ND<0.13	ND<0.14	ND<0.13	ND<0.15	ND<0.15	ND<0.005	0.9 J
				12/02/2025	ND<0.19	ND<0.19	ND<0.13	ND<0.19	ND<0.13	ND<0.13	ND<0.14	ND<0.13	ND<0.15	ND<0.15	ND<0.005	ND<0.3
				01/29/2026	ND<0.19	ND<0.19	ND<0.13	ND<0.19	ND<0.13	ND<0.13	ND<0.14	ND<0.13	ND<0.15	ND<0.15	ND<0.005	ND<0.3
				04/09/2026	ND<0.21	ND<0.28	ND<0.21	ND<0.50	ND<0.12	ND<0.19	ND<0.23	ND<0.21	ND<0.20	ND<0.18	ND<0.005	ND<0.3
				06/11/2026	ND<0.21	ND<0.28	ND<0.21	ND<0.50	ND<0.12	ND<0.19	ND<0.23	ND<0.21	ND<0.20	ND<0.18	ND<0.005	ND<0.3
				08/06/2026	ND<0.21	ND<0.28	ND<0.21	ND<0.50	ND<0.12	ND<0.19	ND<0.23	ND<0.21	ND<0.20	ND<0.18	ND<0.005	ND<0.3
			Kitchen Sink (Effluent)	02/24/2025	ND<0.10	ND<0.10	ND<0.10	ND<0.10	ND<0.10	ND<0.10	ND<0.20	ND<0.10	ND<0.10	ND<0.10	ND<0.0095	ND<0.12
				03/24/2025	ND<0.19	ND<0.19	ND<0.13	ND<0.19	ND<0.13	ND<0.13	ND<0.14	ND<0.13	ND<0.15	ND<0.15	ND<0.005	ND<0.3
				04/28/2025	ND<0.19	ND<0.19	ND<0.13	ND<0.19	ND<0.13	ND<0.13	ND<0.14	ND<0.13	ND<0.15	ND<0.15	ND<0.005	ND<0.3
				06/05/2025	ND<0.19	ND<0.19	ND<0.13	ND<0.19	ND<0.13	ND<0.13	ND<0.14	ND<0.13	ND<0.15	ND<0.15	ND<0.005	ND<0.3
				08/06/2025	ND<0.19	ND<0.19	ND<0.13	ND<0.19	ND<0.13	ND<0.13	ND<0.14	ND<0.13	ND<0.15	ND<0.15	ND<0.005	ND<0.3
				10/07/2025	ND<0.19	ND<0.19	ND<0.13	ND<0.19	ND<0.13	ND<0.13	ND<0.14	ND<0.13	ND<0.15	ND<0.15	ND<0.005	ND<0.3
				12/02/2025	ND<0.19	ND<0.19	ND<0.13	ND<0.19	ND<0.13	ND<0.13	ND<0.14	ND<0.13	ND<0.15	ND<0.15	ND<0.005	ND<0.3
				01/29/2026	ND<0.19	ND<0.19	ND<0.13	ND<0.19	ND<0.13	ND<0.13	ND<0.14	ND<0.13	ND<0.15	ND<0.15	ND<0.005	ND<0.3
				04/09/2026	ND<0.21	ND<0.28	ND<0.21	ND<0.50	ND<0.12	ND<0.19	ND<0.23	ND<0.21	ND<0.20	ND<0.18	ND<0.005	ND<0.3
				06/11/2026	ND<0.21	ND<0.28	ND<0.21	ND<0.50	ND<0.12	ND<0.19	ND<0.23	ND<0.21	ND<0.20	ND<0.18	ND<0.005	ND<0.3
				08/06/2026	ND<0.21	ND<0.28	ND<0.21	ND<0.50	ND<0.12	ND<0.19	ND<0.23	ND<0.21	ND<0.20	ND<0.18	ND<0.005	ND<0.3

Table 1
Potable Well Analytical Results Summary

Sample Address	Well Depth (feet)	Pump Depth (feet)	Sample Location	Date	Benzene (µg/L)	Toluene (µg/L)	Ethyl-benzene (µg/L)	Total Xylenes (µg/L)	MTBE (µg/L)	Isopropyl Benzene (µg/L)	Naph-thalene (µg/L)	1,2,4-Trimethyl-benzene (µg/L)	1,3,5-Trimethyl-benzene (µg/L)	1,2-Dichloro-ethane (µg/L)	1,2 Dibromo-ethane (µg/L)	Dissolved Lead (µg/L)
DEP MSCs for a Residential, Used Aquifer					5	1,000	700	10,000	20	840	100	130	130	5	0.05	5
Redacted			Bathroom Sink	02/04/2025	ND<0.10	ND<0.10	ND<0.10	ND<0.10	ND<0.10	ND<0.10	ND<0.20	ND<0.10	ND<0.10	ND<0.10	ND<0.0093	2.1
				02/24/2025	ND<0.10	ND<0.10	ND<0.10	ND<0.10	ND<0.10	ND<0.10	ND<0.20	ND<0.10	ND<0.10	ND<0.10	ND<0.0094	0.38 J
			Pressure Tank (Influent)	03/24/2025	ND<0.19	ND<0.19	ND<0.13	ND<0.19	ND<0.13	ND<0.13	ND<0.14	ND<0.13	ND<0.15	ND<0.15	ND<0.005	ND<0.3
				04/28/2025	ND<0.19	ND<0.19	ND<0.13	ND<0.19	ND<0.13	ND<0.13	ND<0.14	ND<0.13	ND<0.15	ND<0.15	ND<0.005	ND<0.3
				06/02/2025	ND<0.19	ND<0.19	ND<0.13	ND<0.19	ND<0.13	ND<0.13	ND<0.14	ND<0.13	ND<0.15	ND<0.15	ND<0.005	ND<0.3
			POET-Influent	08/07/2025	ND<0.19	ND<0.19	ND<0.13	ND<0.19	ND<0.13	ND<0.13	ND<0.14	ND<0.13	ND<0.15	ND<0.15	ND<0.005	ND<0.3
				10/22/2025	ND<0.19	ND<0.19	ND<0.13	ND<0.19	ND<0.13	ND<0.13	ND<0.14	ND<0.13	ND<0.15	ND<0.15	ND<0.005	ND<0.3
				02/26/2026	ND<0.21	ND<0.28	ND<0.21	ND<0.50	ND<0.12	ND<0.19	ND<0.23	ND<0.21	ND<0.20	ND<0.18	ND<0.005	ND<0.3
				04/27/2026	ND<0.21	ND<0.28	ND<0.21	ND<0.50	ND<0.12	ND<0.19	ND<0.23	ND<0.21	ND<0.20	ND<0.18	ND<0.005	ND<0.3
			POET-Midfluent	03/24/2025	ND<0.19	ND<0.19	ND<0.13	ND<0.19	ND<0.13	ND<0.13	ND<0.14	ND<0.13	ND<0.15	ND<0.15	ND<0.005	ND<0.3
				04/28/2025	ND<0.19	ND<0.19	ND<0.13	ND<0.19	ND<0.13	ND<0.13	ND<0.14	ND<0.13	ND<0.15	ND<0.15	ND<0.005	ND<0.3
				08/07/2025	ND<0.19	ND<0.19	ND<0.13	ND<0.19	ND<0.13	ND<0.13	ND<0.14	ND<0.13	ND<0.15	ND<0.15	ND<0.005	ND<0.3
				10/22/2025	ND<0.19	ND<0.19	ND<0.13	ND<0.19	ND<0.13	ND<0.13	ND<0.14	ND<0.13	ND<0.15	ND<0.15	ND<0.005	ND<0.3
				02/26/2026	ND<0.21	ND<0.28	ND<0.21	ND<0.50	ND<0.12	ND<0.19	ND<0.23	ND<0.21	ND<0.20	ND<0.18	ND<0.005	ND<0.3
				04/27/2026	ND<0.21	ND<0.28	ND<0.21	ND<0.50	ND<0.12	ND<0.19	ND<0.23	ND<0.21	ND<0.20	ND<0.18	ND<0.005	ND<0.3
			POET-Effluent	03/24/2025	ND<0.19	ND<0.19	ND<0.13	ND<0.19	ND<0.13	ND<0.13	ND<0.14	ND<0.13	ND<0.15	ND<0.15	ND<0.005	ND<0.3
				04/28/2025	ND<0.19	ND<0.19	ND<0.13	ND<0.19	ND<0.13	ND<0.13	ND<0.14	ND<0.13	ND<0.15	ND<0.15	ND<0.005	ND<0.3
				06/02/2025	ND<0.19	ND<0.19	ND<0.13	ND<0.19	ND<0.13	ND<0.13	ND<0.14	ND<0.13	ND<0.15	ND<0.15	ND<0.005	ND<0.3
			Kitchen Sink - Effluent	08/07/2025	ND<0.19	ND<0.19	ND<0.13	ND<0.19	ND<0.13	ND<0.13	ND<0.14	ND<0.13	ND<0.15	ND<0.15	ND<0.005	ND<0.3
				10/22/2025	ND<0.19	ND<0.19	ND<0.13	ND<0.19	ND<0.13	ND<0.13	ND<0.14	ND<0.13	ND<0.15	ND<0.15	ND<0.005	ND<0.3
			1st Floor Kitchen Sink-Effluent	02/26/2026	ND<0.21	ND<0.28	ND<0.21	ND<0.50	ND<0.12	ND<0.19	ND<0.23	ND<0.21	ND<0.20	ND<0.18	ND<0.005	ND<0.3
				04/27/2026	ND<0.21	ND<0.28	ND<0.21	ND<0.50	ND<0.12	ND<0.19	ND<0.23	ND<0.21	ND<0.20	ND<0.18	ND<0.005	ND<0.3
			Kitchen Sink	02/04/2025	ND<0.10	ND<0.10	ND<0.10	ND<0.10	ND<0.10	ND<0.10	ND<0.20	ND<0.10	ND<0.10	ND<0.10	ND<0.0094	ND<0.12
				03/17/2025	ND<0.19	ND<0.19	ND<0.13	ND<0.19	ND<0.13	ND<0.13	ND<0.14	ND<0.13	ND<0.15	ND<0.15	ND<0.005	ND<0.3
			POET-Influent	04/17/2025	ND<0.19	ND<0.19	ND<0.13	ND<0.19	ND<0.13	ND<0.13	ND<0.14	ND<0.13	ND<0.15	ND<0.15	ND<0.005	ND<0.3
				05/19/2025	ND<0.19	ND<0.19	ND<0.13	ND<0.19	ND<0.13	ND<0.13	ND<0.14	ND<0.13	ND<0.15	ND<0.15	ND<0.005	ND<0.3
				07/23/2025	ND<0.19	ND<0.19	ND<0.13	ND<0.19	ND<0.13	ND<0.13	ND<0.14	ND<0.13	ND<0.15	ND<0.15	ND<0.005	ND<0.3
				09/25/2025	ND<0.19	ND<0.19	ND<0.13	ND<0.19	ND<0.13	ND<0.13	ND<0.14	ND<0.13	ND<0.15	ND<0.15	ND<0.005	ND<0.3
				11/25/2025	ND<0.19	ND<0.19	ND<0.13	ND<0.19	ND<0.13	ND<0.13	ND<0.14	ND<0.13	ND<0.15	ND<0.15	ND<0.005	ND<0.3
				01/19/2026	ND<0.19	ND<0.19	ND<0.13	ND<0.19	ND<0.13	ND<0.13	ND<0.14	ND<0.13	ND<0.15	ND<0.15	ND<0.005	ND<0.3
				03/23/2026	ND<0.21	ND<0.28	ND<0.21	ND<0.50	ND<0.12	ND<0.19	ND<0.23	ND<0.21	ND<0.20	ND<0.18	ND<0.005	ND<0.3
				06/16/2026	ND<0.21	ND<0.28	ND<0.21	ND<0.50	ND<0.12	ND<0.19	ND<0.23	ND<0.21	ND<0.20	ND<0.18	ND<0.005	ND<0.3
				08/10/2026	ND<0.21	ND<0.28	ND<0.21	ND<0.50	ND<0.12	ND<0.19	ND<0.23	ND<0.21	ND<0.20	ND<0.18	ND<0.005	ND<0.3
			POET-Midfluent	04/17/2025	ND<0.19	ND<0.19	ND<0.13	ND<0.19	ND<0.13	ND<0.13	ND<0.14	ND<0.13	ND<0.15	ND<0.15	ND<0.005	ND<0.3
				05/19/2025	ND<0.19	ND<0.19	ND<0.13	ND<0.19	ND<0.13	ND<0.13	ND<0.14	ND<0.13	ND<0.15	ND<0.15	ND<0.005	ND<0.3
				07/23/2025	ND<0.19	ND<0.19	ND<0.13	ND<0.19	ND<0.13	ND<0.13	ND<0.14	ND<0.13	ND<0.15	ND<0.15	ND<0.005	ND<0.3
				09/25/2025	ND<0.19	ND<0.19	ND<0.13	ND<0.19	ND<0.13	ND<0.13	ND<0.14	ND<0.13	ND<0.15	ND<0.15	ND<0.005	ND<0.3
				11/25/2025	ND<0.19	ND<0.19	ND<0.13	ND<0.19	ND<0.13	ND<0.13	ND<0.14	ND<0.13	ND<0.15	ND<0.15	ND<0.005	ND<0.3
				01/19/2026	ND<0.19	ND<0.19	ND<0.13	ND<0.19	ND<0.13	ND<0.13	ND<0.14	ND<0.13	ND<0.15	ND<0.15	ND<0.005	ND<0.3
				03/23/2026	ND<0.21	ND<0.28	ND<0.21	ND<0.50	ND<0.12	ND<0.19	ND<0.23	ND<0.21	ND<0.20	ND<0.18	ND<0.005	ND<0.3
				06/16/2026	ND<0.21	ND<0.28	ND<0.21	ND<0.50	ND<0.12	ND<0.19	ND<0.23	ND<0.21	ND<0.20	ND<0.18	ND<0.005	ND<0.3
				08/10/2026	ND<0.21	ND<0.28	ND<0.21	ND<0.50	ND<0.12	ND<0.19	ND<0.23	ND<0.21	ND<0.20	ND<0.18	ND<0.005	ND<0.3
			POET-Effluent	04/17/2025	ND<0.19	ND<0.19	ND<0.13	ND<0.19	ND<0.13	ND<0.13	ND<0.14	ND<0.13	ND<0.15	ND<0.15	ND<0.005	ND<0.3
				05/19/2025	ND<0.19	ND<0.19	ND<0.13	ND<0.19	ND<0.13	ND<0.13	ND<0.14	ND<0.13	ND<0.15	ND<0.15	ND<0.005	ND<0.3
				07/23/2025	ND<0.19	ND<0.19	ND<0.13	ND<0.19	ND<0.13	ND<0.13	ND<0.14	ND<0.13	ND<0.15	ND<0.15	ND<0.005	ND<0.3
				09/25/2025	ND<0.19	ND<0.19	ND<0.13	ND<0.19	ND<0.13	ND<0.13	ND<0.14	ND<0.13	ND<0.15	ND<0.15	ND<0.005	ND<0.3
				11/25/2025	ND<0.19	ND<0.19	ND<0.13	ND<0.19	ND<0.13	ND<0.13	ND<0.14	ND<0.13	ND<0.15	ND<0.15	ND<0.005	ND<0.3
				01/19/2026	ND<0.19	ND<0.19	ND<0.13	ND<0.19	ND<0.13	ND<0.13	ND<0.14	ND<0.13	ND<0.15	ND<0.15	ND<0.005	ND<0.3
				03/23/2026	ND<0.21	ND<0.28	ND<0.21	ND<0.50	ND<0.12	ND<0.19	ND<0.23	ND<0.21	ND<0.20	ND<0.18	ND<0.005	ND<0.3
				06/16/2026	ND<0.21	ND<0.28	ND<0.21	ND<0.50	ND<0.12	ND<0.19	ND<0.23	ND<0.21	ND<0.20	ND<0.18	ND<0.005	ND<0.3
				08/10/2026	ND<0.21	ND<0.28	ND<0.21	ND<0.50	ND<0.12	ND<0.19	ND<0.23	ND<0.21	ND<0.20	ND<0.18	ND<0.005	ND<0.3

Table 1
Potable Well Analytical Results Summary

Sample Address	Well Depth (feet)	Pump Depth (feet)	Sample Location	Date	Benzene (µg/L)	Toluene (µg/L)	Ethyl-benzene (µg/L)	Total Xylenes (µg/L)	MTBE (µg/L)	Isopropyl Benzene (µg/L)	Naph-thalene (µg/L)	1,2,4-Trimethyl-benzene (µg/L)	1,3,5-Trimethyl-benzene (µg/L)	1,2-Dichloro-ethane (µg/L)	1,2 Dibromo-ethane (µg/L)	Dissolved Lead (µg/L)
DEP MSCs for a Residential, Used Aquifer					5	1,000	700	10,000	20	840	100	130	130	5	0.05	5
Redacted			Kitchen Sink	02/10/2025	ND<0.10	ND<0.10	ND<0.10	ND<0.10	ND<0.10	ND<0.10	ND<0.20	ND<0.10	ND<0.10	ND<0.10	ND<0.0094	ND<0.12
				02/27/2025	ND<0.10	ND<0.10	ND<0.10	ND<0.10	ND<0.10	ND<0.10	ND<0.20	ND<0.10	ND<0.10	ND<0.10	ND<0.0094	0.22 J
			POET-Influent	03/24/2025	ND<0.19	ND<0.19	ND<0.13	ND<0.19	ND<0.13	ND<0.13	ND<0.14	ND<0.13	ND<0.15	ND<0.15	ND<0.005	ND<0.3
				04/29/2025	ND<0.19	ND<0.19	ND<0.13	ND<0.19	ND<0.13	ND<0.13	ND<0.14	ND<0.13	ND<0.15	ND<0.15	ND<0.005	ND<0.3
				05/29/2025	ND<0.19	ND<0.19	ND<0.13	ND<0.19	ND<0.13	ND<0.13	ND<0.14	ND<0.13	ND<0.15	ND<0.15	ND<0.005	ND<0.3
				07/21/2025	ND<0.19	ND<0.19	ND<0.13	ND<0.19	ND<0.13	ND<0.13	ND<0.14	ND<0.13	ND<0.15	ND<0.15	ND<0.005	ND<0.3
				09/15/2025	ND<0.19	ND<0.19	ND<0.13	ND<0.19	ND<0.13	ND<0.13	ND<0.14	ND<0.13	ND<0.15	ND<0.15	ND<0.005	ND<0.3
				11/11/2025	ND<0.19	ND<0.19	ND<0.13	ND<0.19	ND<0.13	ND<0.13	ND<0.14	ND<0.13	ND<0.15	ND<0.15	ND<0.005	ND<0.3
				01/13/2026	ND<0.19	ND<0.19	ND<0.13	ND<0.19	ND<0.13	ND<0.13	ND<0.14	ND<0.13	ND<0.15	ND<0.15	ND<0.005	ND<0.3
				03/23/2026	ND<0.21	ND<0.28	ND<0.21	ND<0.50	ND<0.12	ND<0.19	ND<0.23	ND<0.21	ND<0.20	ND<0.18	ND<0.005	ND<0.3
				05/21/2026	ND<0.21	ND<0.28	ND<0.21	ND<0.50	ND<0.12	ND<0.19	ND<0.23	ND<0.21	ND<0.20	ND<0.18	ND<0.005	ND<0.3
				07/17/2026	ND<0.21	ND<0.28	ND<0.21	ND<0.50	ND<0.12	ND<0.19	ND<0.23	ND<0.21	ND<0.20	ND<0.18	ND<0.005	ND<0.3
			POET-Midfluent	03/24/2025	ND<0.19	ND<0.19	ND<0.13	ND<0.19	ND<0.13	ND<0.13	ND<0.14	ND<0.13	ND<0.15	ND<0.15	ND<0.005	ND<0.3
				04/29/2025	ND<0.19	ND<0.19	ND<0.13	ND<0.19	ND<0.13	ND<0.13	ND<0.14	ND<0.13	ND<0.15	ND<0.15	ND<0.005	ND<0.3
				05/29/2025	ND<0.19	ND<0.19	ND<0.13	ND<0.19	ND<0.13	ND<0.13	ND<0.14	ND<0.13	ND<0.15	ND<0.15	ND<0.005	ND<0.3
				07/21/2025	ND<0.19	ND<0.19	ND<0.13	ND<0.19	ND<0.13	ND<0.13	ND<0.14	ND<0.13	ND<0.15	ND<0.15	ND<0.005	ND<0.3
				09/15/2025	ND<0.19	ND<0.19	ND<0.13	ND<0.19	ND<0.13	ND<0.13	ND<0.14	ND<0.13	ND<0.15	ND<0.15	ND<0.005	ND<0.3
				11/11/2025	ND<0.19	ND<0.19	ND<0.13	ND<0.19	ND<0.13	ND<0.13	ND<0.14	ND<0.13	ND<0.15	ND<0.15	ND<0.005	ND<0.3
				01/13/2026	ND<0.19	ND<0.19	ND<0.13	ND<0.19	ND<0.13	ND<0.13	ND<0.14	ND<0.13	ND<0.15	ND<0.15	ND<0.005	ND<0.3
				03/23/2026	ND<0.21	ND<0.28	ND<0.21	ND<0.50	ND<0.12	ND<0.19	ND<0.23	ND<0.21	ND<0.20	ND<0.18	ND<0.005	ND<0.3
				05/21/2026	ND<0.21	ND<0.28	ND<0.21	ND<0.50	ND<0.12	ND<0.19	ND<0.23	ND<0.21	ND<0.20	ND<0.18	ND<0.005	ND<0.3
				07/17/2026	ND<0.21	ND<0.28	ND<0.21	ND<0.50	ND<0.12	ND<0.19	ND<0.23	ND<0.21	ND<0.20	ND<0.18	ND<0.005	ND<0.3
			POET-Effluent	03/24/2025	ND<0.19	ND<0.19	ND<0.13	ND<0.19	ND<0.13	ND<0.13	ND<0.14	ND<0.13	ND<0.15	ND<0.15	ND<0.005	ND<0.3
				04/29/2025	ND<0.19	ND<0.19	ND<0.13	ND<0.19	ND<0.13	ND<0.13	ND<0.14	ND<0.13	ND<0.15	ND<0.15	ND<0.005	ND<0.3
				05/29/2025	ND<0.19	ND<0.19	ND<0.13	ND<0.19	ND<0.13	ND<0.13	ND<0.14	ND<0.13	ND<0.15	ND<0.15	ND<0.005	ND<0.3
				07/21/2025	ND<0.19	ND<0.19	ND<0.13	ND<0.19	ND<0.13	ND<0.13	ND<0.14	ND<0.13	ND<0.15	ND<0.15	ND<0.005	ND<0.3
				09/15/2025	ND<0.19	ND<0.19	ND<0.13	ND<0.19	ND<0.13	ND<0.13	ND<0.14	ND<0.13	ND<0.15	ND<0.15	ND<0.005	ND<0.3
				11/11/2025	ND<0.19	ND<0.19	ND<0.13	ND<0.19	ND<0.13	ND<0.13	ND<0.14	ND<0.13	ND<0.15	ND<0.15	ND<0.005	ND<0.3
				01/13/2026	ND<0.19	ND<0.19	ND<0.13	ND<0.19	ND<0.13	ND<0.13	ND<0.14	ND<0.13	ND<0.15	ND<0.15	ND<0.005	ND<0.3
				03/23/2026	ND<0.21	ND<0.28	ND<0.21	ND<0.50	ND<0.12	ND<0.19	ND<0.23	ND<0.21	ND<0.20	ND<0.18	ND<0.005	ND<0.3
				05/21/2026	ND<0.21	ND<0.28	ND<0.21	ND<0.50	ND<0.12	ND<0.19	ND<0.23	ND<0.21	ND<0.20	ND<0.18	ND<0.005	ND<0.3
				07/17/2026	ND<0.21	ND<0.28	ND<0.21	ND<0.50	ND<0.12	ND<0.19	ND<0.23	ND<0.21	ND<0.20	ND<0.18	ND<0.005	ND<0.3
			Kitchen Sink	02/07/2025	ND<0.10	ND<0.10	ND<0.10	ND<0.10	ND<0.10	ND<0.10	ND<0.20	ND<0.10	ND<0.10	ND<0.10	ND<0.0093	ND<0.12
			POET-Influent	02/21/2025	ND<0.10	ND<0.10	ND<0.10	ND<0.10	ND<0.10	ND<0.10	ND<0.20	ND<0.10	ND<0.10	ND<0.10	ND<0.0095	ND<0.12
				02/28/2025	ND<0.10	ND<0.10	ND<0.10	ND<0.10	ND<0.10	ND<0.10	ND<0.20	ND<0.10	ND<0.10	ND<0.10	ND<0.0094	ND<0.12
				03/10/2025	ND<0.19	ND<0.19	ND<0.13	ND<0.19	ND<0.13	ND<0.13	ND<0.14	ND<0.13	ND<0.15	ND<0.15	ND<0.005	ND<0.3
				04/16/2025	ND<0.19	ND<0.19	ND<0.13	ND<0.19	ND<0.13	ND<0.13	ND<0.14	ND<0.13	ND<0.15	ND<0.15	ND<0.005	ND<0.3
				05/14/2025	ND<0.19	ND<0.19	ND<0.13	ND<0.19	ND<0.13	ND<0.13	ND<0.14	ND<0.13	ND<0.15	ND<0.15	ND<0.005	ND<0.3
				07/16/2025	ND<0.19	ND<0.19	ND<0.13	ND<0.19	ND<0.13	ND<0.13	ND<0.14	ND<0.13	ND<0.15	ND<0.15	ND<0.005	0.8 J
				09/17/2025	ND<0.19	ND<0.19	ND<0.13	ND<0.19	ND<0.13	ND<0.13	ND<0.14	ND<0.13	ND<0.15	ND<0.15	ND<0.005	ND<0.3
				11/17/2025	ND<0.19	ND<0.19	ND<0.13	ND<0.19	ND<0.13	ND<0.13	ND<0.14	ND<0.13	ND<0.15	ND<0.15	ND<0.005	ND<0.3
				01/20/2026	ND<0.19	ND<0.19	ND<0.13	ND<0.19	ND<0.13	ND<0.13	ND<0.14	ND<0.13	ND<0.15	ND<0.15	ND<0.005	ND<0.3
				03/26/2026	ND<0.21	ND<0.28	ND<0.21	ND<0.50	ND<0.12	ND<0.19	ND<0.23	ND<0.21	ND<0.20	ND<0.18	ND<0.005	ND<0.3
				05/27/2026	ND<0.21	ND<0.28	ND<0.21	ND<0.50	ND<0.12	ND<0.19	ND<0.23	ND<0.21	ND<0.20	ND<0.18	ND<0.005	ND<0.3
				07/27/2026	ND<0.21	ND<0.28	ND<0.21	ND<0.50	ND<0.12	ND<0.19	ND<0.23	ND<0.21	ND<0.20	ND<0.18	ND<0.005	ND<0.3
			POET-Midfluent	02/21/2025	ND<0.10	ND<0.10	ND<0.10	ND<0.10	ND<0.10	ND<0.10	ND<0.20	ND<0.10	ND<0.10	ND<0.10	ND<0.0094	ND<0.12
				02/28/2025	ND<0.10	ND<0.10	ND<0.10	ND<0.10	ND<0.10	ND<0.10	ND<0.20	ND<0.10	ND<0.10	ND<0.10	ND<0.0096	ND<0.12
				03/10/2025	ND<0.19	ND<0.19	ND<0.13	ND<0.19	ND<0.13	ND<0.13	ND<0.14	ND<0.13	ND<0.15	ND<0.15	ND<0.005	ND<0.3
				04/16/2025	ND<0.19	ND<0.19	ND<0.13	ND<0.19	ND<0.13	ND<0.13	ND<0.14	ND<0.13	ND<0.15	ND<0.15	ND<0.005	ND<0.3
				05/14/2025	ND<0.19	ND<0.19	ND<0.13	ND<0.19	ND<0.13	ND<0.13	ND<0.14	ND<0.13	ND<0.15	ND<0.15	ND<0.005	ND<0.3
				07/16/2025	ND<0.19	ND<0.19	ND<0.13	ND<0.19	ND<0.13	ND<0.13	ND<0.14	ND<0.13	ND<0.15	ND<0.15	ND<0.005	ND<0.3
				09/17/2025	ND<0.19	ND<0.19	ND<0.13	ND<0.19	ND<0.13	ND<0.13	ND<0.14	ND<0.13	ND<0.15	ND<0.15	ND<0.005	ND<0.3
				11/17/2025	ND<0.19	ND<0.19	ND<0.13	ND<0.19	ND<0.13	ND<0.13	ND<0.14	ND<0.13	ND<0.15	ND<0.15	ND<0.005	ND<0.3
				01/20/2026	ND<0.19	ND<0.19	ND<0.13	ND<0.19	ND<0.13	ND<0.13	ND<0.14	ND<0.13	ND<0.15	ND<0.15	ND<0.005	ND<0.3
				03/26/2026	ND<0.21	ND<0.28	ND<0.21	ND<0.50	ND<0.12	ND<0.19	ND<0.23	ND<0.21	ND<0.20	ND<0.18	ND<0.005	ND<0.3
				05/27/2026	ND<0.21	ND<0.28	ND<0.21	ND<0.50	ND<0.12	ND<0.19	ND<0.23	ND<0.21	ND<0.20	ND<0.18	ND<0.005	ND<0.3
				07/27/2026	ND<0.21	ND<0.28	ND<0.21	ND<0.50	ND<0.12	ND<0.19	ND<0.23	ND<0.21	ND<0.20	ND<0.18	ND<0.005	ND<0.3
			POET-Effluent	02/21/2025	ND<0.10	ND<0.10	ND<0.10	ND<0.10	ND<0.10	ND<0.10	ND<0.20	ND<0.10	ND<0.10	ND<0.10	ND<0.0094	ND<0.12
				02/28/2025	ND<0.10	ND<0.10	ND<0.10	ND<0.10	ND<0.10	ND<0.10	ND<0.20	ND<0.10	ND<0.10	ND<0.10	ND<0.0096	ND<0.12
				03/10/2025	ND<0.19	ND<0.19	ND<0.13	ND<0.19	ND<0.13	ND<0.13	ND<0.14	ND<0.13	ND<0.15	ND<0.15	ND<0.005	ND<0.3
				04/16/2025	ND<0.19	ND<0.19	ND<0.13	ND<0.19	ND<0.13	ND<0.13	ND<0.14	ND<0.13	ND<0.15	ND<0.15	ND<0.005	ND<0.3
				05/14/2025	ND<0.19	ND<0.19	ND<0.13	ND<0.19	ND<0.13	ND<0.13	ND<0.14	ND<0.13	ND<0.15	ND<0.15	ND<0.005	ND<0.3
				07/16/2025	ND<0.19	ND<0.19	ND<0.13	ND<0.19	ND<0.13	ND<0.13	ND<0.14	ND<0.13	ND<0.15	ND<0.15	ND<0.005	ND<0.3
				09/17/2025	ND<0.19	ND<0.19	ND<0.13	ND<0.19	ND<0.13	ND<0.13	ND<0.14	ND<0.13	ND<0.15	ND<0.15	ND<0.005	ND<0.3
				11/17/2025	ND<0.19	ND<0.19	ND<0.13	ND<0.19	ND<0.13	ND<0.13	ND<0.14	ND<0.13	ND<0.15	ND<0.15	ND<0.005	ND<0.3
				01/20/2026	ND<0.19	ND<0.19	ND<0.13	ND<0.19	ND<0.13	ND<0.13	ND<0.14	ND<0.13	ND<0.15	ND<0.15	ND<0.005	ND<0.3
				03/26/2026	ND<0.21	ND<0.28	ND<0.21	ND<0.50	ND<0.12	ND<0.19	ND<0.23	ND<0.21	ND<0.20	ND<0.18	ND<0.005	ND<0.3
				05/27/2026	ND<0.21	ND<0.28	ND<0.21	ND<0.50	ND<0.12	ND<0.19	ND<0.23	ND<0.21	ND<0.20	ND<0.18	ND<0.005	ND<0.3
				07/27/2026	ND<0.21	ND<0.28	ND<0.21	ND<0.50	ND<0.12	ND<0.19	ND<0.23	ND<0.21	ND<0.20	ND<0.18	ND<0.005	ND<0.3

Table 1
Potable Well Analytical Results Summary

Sample Address	Well Depth (feet)	Pump Depth (feet)	Sample Location	Date	Benzene (µg/L)	Toluene (µg/L)	Ethyl-benzene (µg/L)	Total Xylenes (µg/L)	MTBE (µg/L)	Isopropyl Benzene (µg/L)	Naph-thalene (µg/L)	1,2,4-Trimethyl-benzene (µg/L)	1,3,5-Trimethyl-benzene (µg/L)	1,2-Dichloro-ethane (µg/L)	1,2 Dibromo-ethane (µg/L)	Dissolved Lead (µg/L)
DEP MSCs for a Residential, Used Aquifer					5	1,000	700	10,000	20	840	100	130	130	5	0.05	5
Redacted			ressure Tank (Influent)	03/27/2025	ND<0.19	ND<0.19	ND<0.13	ND<0.19	ND<0.13	ND<0.13	ND<0.14	ND<0.13	ND<0.15	ND<0.15	ND<0.005	ND<0.3
				04/07/2025	ND<0.19	ND<0.19	ND<0.13	ND<0.19	ND<0.13	ND<0.13	ND<0.14	ND<0.13	ND<0.15	ND<0.15	ND<0.005	ND<0.3
				05/05/2025	ND<0.19	ND<0.19	ND<0.13	ND<0.19	ND<0.13	ND<0.13	ND<0.14	ND<0.13	ND<0.15	ND<0.15	ND<0.005	ND<0.3
				08/22/2025	ND<0.19	ND<0.19	ND<0.13	ND<0.19	ND<0.13	ND<0.13	ND<0.14	ND<0.13	ND<0.15	ND<0.15	ND<0.005	ND<0.3
				11/04/2025	ND<0.19	ND<0.19	ND<0.13	ND<0.19	ND<0.13	ND<0.13	ND<0.14	ND<0.13	ND<0.15	ND<0.15	ND<0.005	ND<0.3
				03/23/2026	ND<0.21	ND<0.28	ND<0.21	ND<0.50	ND<0.12	ND<0.19	ND<0.23	ND<0.21	ND<0.20	ND<0.18	ND<0.005	ND<0.3
				05/20/2026	ND<0.21	ND<0.28	ND<0.21	ND<0.50	ND<0.12	ND<0.19	ND<0.23	ND<0.21	ND<0.20	ND<0.18	ND<0.005	ND<0.3
				07/23/2026	ND<0.21	ND<0.28	ND<0.21	ND<0.50	ND<0.12	ND<0.19	ND<0.23	ND<0.21	ND<0.20	ND<0.18	ND<0.005	ND<0.3
			POET-Influent	06/25/2025	ND<0.19	ND<0.19	ND<0.13	ND<0.19	ND<0.13	ND<0.13	ND<0.14	ND<0.13	ND<0.15	ND<0.15	ND<0.005	ND<0.3
				01/05/2026	ND<0.19	ND<0.19	ND<0.13	ND<0.19	ND<0.13	ND<0.13	ND<0.14	ND<0.13	ND<0.15	ND<0.15	ND<0.005	ND<0.3
			POET-Midfluent	03/27/2025	ND<0.19	ND<0.19	ND<0.13	ND<0.19	ND<0.13	ND<0.13	ND<0.14	ND<0.13	ND<0.15	ND<0.15	ND<0.005	ND<0.3
				04/07/2025	ND<0.19	ND<0.19	ND<0.13	ND<0.19	ND<0.13	ND<0.13	ND<0.14	ND<0.13	ND<0.15	ND<0.15	ND<0.005	ND<0.3
				05/05/2025	ND<0.19	ND<0.19	ND<0.13	ND<0.19	ND<0.13	ND<0.13	ND<0.14	ND<0.13	ND<0.15	ND<0.15	ND<0.005	ND<0.3
				06/25/2025	ND<0.19	ND<0.19	ND<0.13	ND<0.19	ND<0.13	ND<0.13	ND<0.14	ND<0.13	ND<0.15	ND<0.15	ND<0.005	ND<0.3
				08/22/2025	ND<0.19	ND<0.19	ND<0.13	ND<0.19	ND<0.13	ND<0.13	ND<0.14	ND<0.13	ND<0.15	ND<0.15	ND<0.005	ND<0.3
				11/04/2025	ND<0.19	ND<0.19	ND<0.13	ND<0.19	ND<0.13	ND<0.13	ND<0.14	ND<0.13	ND<0.15	ND<0.15	ND<0.005	ND<0.3
				01/05/2026	ND<0.19	ND<0.19	ND<0.13	ND<0.19	ND<0.13	ND<0.13	ND<0.14	ND<0.13	ND<0.15	ND<0.15	ND<0.005	ND<0.3
				03/23/2026	ND<0.21	ND<0.28	ND<0.21	ND<0.50	ND<0.12	ND<0.19	ND<0.23	ND<0.21	ND<0.20	ND<0.18	ND<0.005	ND<0.3
				05/20/2026	ND<0.21	ND<0.28	ND<0.21	ND<0.50	ND<0.12	ND<0.19	ND<0.23	ND<0.21	ND<0.20	ND<0.18	ND<0.005	ND<0.3
				07/23/2026	ND<0.21	ND<0.28	ND<0.21	ND<0.50	ND<0.12	ND<0.19	ND<0.23	ND<0.21	ND<0.20	ND<0.18	ND<0.005	ND<0.3
			POET-Effluent	03/27/2025	ND<0.19	0.66	0.28 J	0.66 J	ND<0.13	ND<0.13	ND<0.14	ND<0.13	ND<0.15	2.0	ND<0.005	ND<0.3
				04/07/2025	ND<0.19	ND<0.19	ND<0.13	ND<0.19	ND<0.13	ND<0.13	ND<0.14	ND<0.13	ND<0.15	ND<0.15	ND<0.005	ND<0.3
				05/05/2025	ND<0.19	ND<0.19	ND<0.13	ND<0.19	ND<0.13	ND<0.13	ND<0.14	ND<0.13	ND<0.15	ND<0.15	ND<0.005	ND<0.3
				06/25/2025	ND<0.19	ND<0.19	ND<0.13	ND<0.19	ND<0.13	ND<0.13	ND<0.14	ND<0.13	ND<0.15	ND<0.15	ND<0.005	ND<0.3
				08/22/2025	ND<0.19	ND<0.19	ND<0.13	ND<0.19	ND<0.13	ND<0.13	ND<0.14	ND<0.13	ND<0.15	ND<0.15	ND<0.005	ND<0.3
				11/04/2025	ND<0.19	ND<0.19	ND<0.13	ND<0.19	ND<0.13	ND<0.13	ND<0.14	ND<0.13	ND<0.15	ND<0.15	ND<0.005	ND<0.3
				01/05/2026	ND<0.19	ND<0.19	ND<0.13	ND<0.19	ND<0.13	ND<0.13	ND<0.14	ND<0.13	ND<0.15	ND<0.15	ND<0.005	ND<0.3
				03/23/2026	ND<0.21	ND<0.28	ND<0.21	ND<0.50	ND<0.12	ND<0.19	ND<0.23	ND<0.21	ND<0.20	ND<0.18	ND<0.005	ND<0.3
				05/20/2026	ND<0.21	ND<0.28	ND<0.21	ND<0.50	ND<0.12	ND<0.19	ND<0.23	ND<0.21	ND<0.20	ND<0.18	ND<0.005	ND<0.3
				07/23/2026	ND<0.21	ND<0.28	ND<0.21	ND<0.50	ND<0.12	ND<0.19	ND<0.23	ND<0.21	ND<0.20	ND<0.18	ND<0.005	ND<0.3
			Kitchen Sink	01/27/2025	ND<0.50	ND<0.50	ND<0.50	ND<0.50	ND<0.50	ND<0.50	ND<0.50	ND<0.50	ND<0.50	ND<0.50	ND<0.0093	0.12
			ressure Tank (Influent)	04/10/2025	ND<0.19	ND<0.19	ND<0.13	ND<0.19	ND<0.13	ND<0.13	ND<0.14	ND<0.13	ND<0.15	ND<0.15	ND<0.005	4.6
			POET-Influent	07/28/2025	ND<0.19	ND<0.19	ND<0.13	ND<0.19	ND<0.13	ND<0.13	ND<0.14	ND<0.13	ND<0.15	ND<0.15	ND<0.005	1.7
				09/22/2025	ND<0.19	ND<0.19	ND<0.13	ND<0.19	ND<0.13	ND<0.13	ND<0.14	ND<0.13	ND<0.15	ND<0.15	ND<0.005	0.9 J
				11/25/2025	ND<0.19	ND<0.19	ND<0.13	ND<0.19	ND<0.13	ND<0.13	ND<0.14	ND<0.13	ND<0.15	ND<0.15	ND<0.005	1.4
				01/20/2026	ND<0.19	ND<0.19	ND<0.13	ND<0.19	ND<0.13	ND<0.13	0.75	ND<0.13	ND<0.15	ND<0.15	ND<0.005	2.2
				03/17/2026	ND<0.21	ND<0.28	ND<0.21	ND<0.50	ND<0.12	ND<0.19	ND<0.23	ND<0.21	ND<0.20	ND<0.18	ND<0.005	4.3
				05/18/2026	ND<0.21	ND<0.28	ND<0.21	ND<0.50	ND<0.12	ND<0.19	ND<0.23	ND<0.21	ND<0.20	ND<0.18	ND<0.005	1.6
				07/22/2026	ND<0.21	ND<0.28	ND<0.21	ND<0.50	ND<0.12	ND<0.19	ND<0.23	ND<0.21	ND<0.20	ND<0.18	ND<0.005	1.5
			POET-Midfluent	04/10/2025	ND<0.19	ND<0.19	ND<0.13	ND<0.19	ND<0.13	ND<0.13	ND<0.14	ND<0.13	ND<0.15	ND<0.15	ND<0.005	ND<0.3
				07/28/2025	ND<0.19	ND<0.19	ND<0.13	ND<0.19	ND<0.13	ND<0.13	ND<0.14	ND<0.13	ND<0.15	ND<0.15	ND<0.005	ND<0.3
				09/22/2025	ND<0.19	ND<0.19	ND<0.13	ND<0.19	ND<0.13	ND<0.13	ND<0.14	ND<0.13	ND<0.15	ND<0.15	ND<0.005	ND<0.3
				11/25/2025	ND<0.19	ND<0.19	ND<0.13	ND<0.19	ND<0.13	ND<0.13	ND<0.14	ND<0.13	ND<0.15	ND<0.15	ND<0.005	ND<0.3
				01/20/2026	ND<0.19	ND<0.19	ND<0.13	ND<0.19	ND<0.13	ND<0.13	ND<0.14	ND<0.13	ND<0.15	ND<0.15	ND<0.005	ND<0.3
				03/17/2026	ND<0.21	ND<0.28	ND<0.21	ND<0.50	ND<0.12	ND<0.19	ND<0.23	ND<0.21	ND<0.20	ND<0.18	ND<0.005	ND<0.3
				05/18/2026	ND<0.21	ND<0.28	ND<0.21	ND<0.50	ND<0.12	ND<0.19	ND<0.23	ND<0.21	ND<0.20	ND<0.18	ND<0.005	ND<0.3
				07/22/2026	ND<0.21	ND<0.28	ND<0.21	ND<0.50	ND<0.12	ND<0.19	ND<0.23	ND<0.21	ND<0.20	ND<0.18	ND<0.005	ND<0.3
			POET-Effluent	04/10/2025	ND<0.19	ND<0.19	ND<0.13	ND<0.19	ND<0.13	ND<0.13	ND<0.14	ND<0.13	ND<0.15	ND<0.15	ND<0.005	ND<0.3
				07/28/2025	ND<0.19	ND<0.19	ND<0.13	ND<0.19	ND<0.13	ND<0.13	ND<0.14	ND<0.13	ND<0.15	ND<0.15	ND<0.005	ND<0.3
				09/22/2025	ND<0.19	ND<0.19	ND<0.13	ND<0.19	ND<0.13	ND<0.13	ND<0.14	ND<0.13	ND<0.15	ND<0.15	ND<0.005	ND<0.3
				11/25/2025	ND<0.19	ND<0.19	ND<0.13	ND<0.19	ND<0.13	ND<0.13	ND<0.14	ND<0.13	ND<0.15	ND<0.15	ND<0.005	ND<0.3
				01/20/2026	ND<0.19	ND<0.19	ND<0.13	ND<0.19	ND<0.13	ND<0.13	ND<0.14	ND<0.13	ND<0.15	ND<0.15	ND<0.005	ND<0.3
				03/17/2026	ND<0.21	ND<0.28	ND<0.21	ND<0.50	ND<0.12	ND<0.19	ND<0.23	ND<0.21	ND<0.20	ND<0.18	ND<0.005	ND<0.3
				05/18/2026	ND<0.21	ND<0.28	ND<0.21	ND<0.50	ND<0.12	ND<0.19	ND<0.23	ND<0.21	ND<0.20	ND<0.18	ND<0.005	ND<0.3
				07/22/2026	ND<0.21	ND<0.28	ND<0.21	ND<0.50	ND<0.12	ND<0.19	ND<0.23	ND<0.21	ND<0.20	ND<0.18	ND<0.005	0.5 J
			Kitchen Sink	02/05/2025	ND<0.50	ND<0.50	ND<0.50	ND<0.50	ND<0.50	ND<0.50	ND<0.50	ND<0.50	ND<0.50	ND<0.50	ND<0.0093	ND<0.12
			Outside Spigot	03/03/2025	ND<0.19	ND<0.19	ND<0.13	ND<0.19	ND<0.13	ND<0.13	ND<0.14	ND<0.13	ND<0.15	ND<0.15	ND<0.005	ND<0.3
			POET-Influent	03/20/2025	ND<0.19	58	ND<0.13	ND<0.19	ND<0.13	ND<0.13	ND<0.14	ND<0.13	ND<0.15	ND<0.15	ND<0.005	ND<0.3
				03/26/2025	ND<0.19	1.7	ND<0.13	ND<0.19	ND<0.13	ND<0.13	ND<0.14	ND<0.13	ND<0.15	ND<0.15	ND<0.005	ND<0.3
				04/21/2025	ND<0.19	ND<0.19	ND<0.13	ND<0.19	ND<0.13	ND<0.13	ND<0.14	ND<0.13	ND<0.15	ND<0.15	ND<0.005	ND<0.3
				05/22/2025	ND<0.19	ND<0.19	ND<0.13	ND<0.19	ND<0.13	ND<0.13	ND<0.14	ND<0.13	ND<0.15	ND<0.15	ND<0.005	ND<0.3
				07/16/2025	ND<0.19	ND<0.19	ND<0.13	ND<0.19	ND<0.13	ND<0.13	ND<0.14	ND<0.13	ND<0.15	ND<0.15	ND<0.005	ND<0.3
				09/11/2025	ND<0.19	ND<0.19	ND<0.13	ND<0.19	ND<0.13	ND<0.13	ND<0.14	ND<0.13	ND<0.15	ND<0.15	ND<0.005	ND<0.3
				11/11/2025	ND<0.19	ND<0.19	ND<0.13	ND<0.19	ND<0.13	ND<0.13	ND<0.14	ND<0.13	ND<0.15	ND<0.15	ND<0.005	ND<0.3
				01/15/2026	ND<0.19	ND<0.19	ND<0.13	ND<0.19	ND<0.13	ND<0.13	ND<0.14	ND<0.13	ND<0.15	ND<0.15	ND<0.005	ND<0.3
				03/18/2026	ND<0.21	ND<0.28	ND<0.21	ND<0.50	ND<0.12	ND<0.19	ND<0.23	ND<0.21	ND<0.20	ND<0.18	ND<0.005	ND<0.3
				05/20/2026	ND<0.21	ND<0.28	ND<0.21	ND<0.50	ND<0.12	ND<0.19	ND<0.23	ND<0.21	ND<0.20	ND<0.18	ND<0.005	ND<0.3
				07/22/2026	ND<0.21	ND<0.28	ND<0.21	ND<0.50	ND<0.12	ND<0.19	ND<0.23	ND<0.21	ND<0.20	ND<0.18	ND<0.005	ND<0.3
			POET-Midfluent	03/20/2025	ND<0.19	ND<0.19	ND<0.13	ND<0.19	ND<0.13	ND<0.13	ND<0.14	ND<0.13	ND<0.15	ND<0.15	ND<0.005	ND<0.3
				03/26/2025	ND<0.19	ND<0.19	ND<0.13	ND<0.19	ND<0.13	ND<0.13	ND<0.14	ND<0.13	ND<0.15	ND<0.15	ND<0.005	ND<0.3
				04/21/2025	ND<0.19	ND<0.19	ND<0.13	ND<0.19	ND<0.13	ND<0.13	ND<0.14	ND<0.13	ND<0.15	ND<0.15	ND<0.005	ND<0.3
				05/22/2025	ND<0.19	ND<0.19	ND<0.13	ND<0.19	ND<0.13	ND<0.13	ND<0.14	ND<0.13	ND<0.15	ND<0.15	ND<0.005	ND<0.3
				07/16/2025	ND<0.19	ND<0.19	ND<0.13	ND<0.19	ND<0.13	ND<0.13	ND<0.14	ND<0.13	ND<0.15	ND<0.15	ND<0.005	ND<0.3
				09/11/2025	ND<0.19	ND<0.19	ND<0.13	ND<0.19	ND<0.13	ND<0.13	ND<0.14	ND<0.13	ND<0.15	ND<0.15	ND<0.005	ND<0.3
				11/11/2025	ND<0.19	ND<0.19	ND<0.13	ND<0.19	ND<0.13	ND<0.13	ND<0.14	ND<0.13	ND<0.15	ND<0.15	ND<0.005	ND<0.3
				01/15/2026	ND<0.19	ND<0.19	ND<0.13	ND<0.19	ND<0.13	ND<0.13	ND<0.14	ND<0.13	ND<0.15	ND<0.15	ND<0.005	ND<0.3
				03/18/2026	ND<0.21	ND<0.28	ND<0.21	ND<0.50	ND<0.12	ND<0.19	ND<0.23	ND<0.21	ND<0.20	ND<0.18	ND<0.005	ND<0.3
				05/20/2026	ND<0.21	ND<0.28	ND<0.21	ND<0.50	ND<0.12	ND<0.19	ND<0.23	ND<0.21	ND<0.20	ND<0.18	ND<0.005	ND<0.3
				07/22/2026	ND<0.21	ND<0.28	ND<0.21	ND<0.50	ND<0.12	ND<0.19	ND<0.23	ND<0.21	ND<0.20	ND<0.18	ND<0.005	ND<0.3
			POET-Effluent	03/20/2025	ND<0.19	ND<0.19	ND<0.13	ND<0.19	ND<0.13	ND<0.13	ND<0.14	ND<0.13	ND<0.15	ND<0.15	ND<0.005	ND<0.3
				03/26/2025	ND<0.19	ND<0.19	ND<0.13	ND<0.19	ND<0.13	ND<0.13	ND<0.14	ND<0.13	ND<0.15	ND<0.15	ND<0.005	ND<0.3
				04/21/2025	ND<0.19	ND<0.19	ND<0.13	ND<0.19	ND<0.13	ND<0.13	ND<0.14	ND<0.13	ND<0.15	ND<0.15	ND<0.005	ND<0.3
				05/22/2025	ND<0.19	ND<0.19	ND<0.13	ND<0.19	ND<0.13	ND<0.13	ND<0.14	ND<0.13	ND<0.15	ND<0.15	ND<0.005	ND<0.3
				07/16/2025	ND<0.19	ND<0.19	ND<0.13	ND<0.19	ND<0.13	ND<0.13	ND<0.14	ND<0.13	ND<0.15	ND<0.15	ND<0.005	ND<0.3
				09/11/2025	ND<0.19	ND<0.19	ND<0.13	ND<0.19	ND<0.13	ND<0.13	ND<0.14	ND<0.13	ND<0.15	ND<0.15	ND<0.005	ND<0.3
				11/11/2025	ND<0.19	ND<0.19	ND<0.13	ND<0.19	ND<0.13	ND<0.13	ND<0.14	ND<0.13	ND<0.15	ND<0.15	ND<0.005	ND<0.3
				01/15/2026	ND<0.19	ND<0.19	ND<0.13	ND<0.19	ND<0.13	ND<0.13	ND<0.14	ND<0.13	ND<0.15	ND<0.15	ND<0.005	ND<0.3
				03/18/2026	ND<0.21	ND<0.28	ND<0.21	ND<0.50	ND<0.12	ND<0.19	ND<0.23	ND<0.21	ND<0.20	ND<0.18	ND<0.005	0.7 J
				05/20/2026	ND<0.21	ND<0.28	ND<0.21	ND<0.50	ND<0.12	ND<0.19	ND<0.23	ND<0.21	ND<0.20	ND<0.18	ND<0.005	ND<0.3
				07/22/2026	ND<0.21	ND<0.28	ND<0.21	ND<0.50	ND<0.12	ND<0.19	ND<0.23	ND<0.21	ND<0.20	ND<0.18	ND<0.005	ND<0.3

Table 1
Potable Well Analytical Results Summary

Sample Address	Well Depth (feet)	Pump Depth (feet)	Sample Location	Date	Benzene (µg/L)	Toluene (µg/L)	Ethyl-benzene (µg/L)	Total Xylenes (µg/L)	MTBE (µg/L)	Isopropyl Benzene (µg/L)	Naph-thalene (µg/L)	1,2,4-Trimethyl-benzene (µg/L)	1,3,5-Trimethyl-benzene (µg/L)	1,2-Dichloro-ethane (µg/L)	1,2 Dibromo-ethane (µg/L)	Dissolved Lead (µg/L)
DEP MSCs for a Residential, Used Aquifer					5	1,000	700	10,000	20	840	100	130	130	5	0.05	5
Redacted			Kitchen Sink	01/25/2025	ND<0.50	ND<0.50	ND<0.50	ND<0.50	ND<0.50	ND<0.50	ND<0.50	ND<0.50	ND<0.50	ND<0.50	ND<0.0093	ND<0.12 B
				02/19/2025	ND<0.10	ND<0.10	ND<0.10	ND<0.10	ND<0.10	ND<0.10	ND<0.20	ND<0.10	ND<0.10	ND<0.10	ND<0.0095	ND<0.12
			POET-Influent	03/27/2025	ND<0.19	ND<0.19	ND<0.13	ND<0.19	ND<0.13	ND<0.13	ND<0.14	ND<0.13	ND<0.15	ND<0.15	ND<0.005	ND<0.3
				04/29/2025	ND<0.19	ND<0.19	ND<0.13	ND<0.19	ND<0.13	ND<0.13	ND<0.14	ND<0.13	ND<0.15	ND<0.15	ND<0.005	ND<0.3
				05/27/2025	ND<0.19	ND<0.19	ND<0.13	ND<0.19	ND<0.13	ND<0.13	ND<0.14	ND<0.13	ND<0.15	ND<0.15	ND<0.005	ND<0.3
				07/15/2005	ND<0.19	ND<0.19	ND<0.13	ND<0.19	ND<0.13	ND<0.13	ND<0.14	ND<0.13	ND<0.15	ND<0.15	ND<0.005	ND<0.3
				09/18/2025	ND<0.19	ND<0.19	ND<0.13	ND<0.19	ND<0.13	ND<0.13	ND<0.14	ND<0.13	ND<0.15	ND<0.15	ND<0.005	1.3
				11/25/2025	ND<0.19	ND<0.19	ND<0.13	ND<0.19	ND<0.13	ND<0.13	ND<0.14	ND<0.13	ND<0.15	ND<0.15	ND<0.005	ND<0.3
				01/23/2026	ND<0.19	ND<0.19	ND<0.13	ND<0.19	ND<0.13	ND<0.13	ND<0.14	ND<0.13	ND<0.15	ND<0.15	ND<0.005	ND<0.3
				03/27/2026	ND<0.21	ND<0.28	ND<0.21	ND<0.50	ND<0.12	ND<0.19	ND<0.23	ND<0.21	ND<0.20	ND<0.18	ND<0.005	ND<0.3
				06/04/2026	ND<0.21	ND<0.28	ND<0.21	ND<0.50	ND<0.12	ND<0.19	ND<0.23	ND<0.21	ND<0.20	ND<0.18	ND<0.005	ND<0.3
				08/12/2026	ND<0.21	ND<0.28	ND<0.21	ND<0.50	ND<0.12	ND<0.19	ND<0.23	ND<0.21	ND<0.20	ND<0.18	ND<0.005	ND<0.3
			POET-Midfluent	03/27/2025	ND<0.19	ND<0.19	ND<0.13	ND<0.19	ND<0.13	ND<0.13	ND<0.14	ND<0.13	ND<0.15	ND<0.15	ND<0.005	ND<0.3
				04/29/2025	ND<0.19	ND<0.19	ND<0.13	ND<0.19	ND<0.13	ND<0.13	ND<0.14	ND<0.13	ND<0.15	ND<0.15	ND<0.005	ND<0.3
				05/27/2025	ND<0.19	ND<0.19	ND<0.13	ND<0.19	ND<0.13	ND<0.13	ND<0.14	ND<0.13	ND<0.15	ND<0.15	ND<0.005	ND<0.3
				07/15/2005	ND<0.19	ND<0.19	ND<0.13	ND<0.19	ND<0.13	ND<0.13	ND<0.14	ND<0.13	ND<0.15	ND<0.15	ND<0.005	ND<0.3
				09/18/2025	ND<0.19	ND<0.19	ND<0.13	ND<0.19	ND<0.13	ND<0.13	ND<0.14	ND<0.13	ND<0.15	ND<0.15	ND<0.005	1.1
				11/25/2025	ND<0.19	ND<0.19	ND<0.13	ND<0.19	ND<0.13	ND<0.13	ND<0.14	ND<0.13	ND<0.15	ND<0.15	ND<0.005	ND<0.3
				01/23/2026	ND<0.19	ND<0.19	ND<0.13	ND<0.19	ND<0.13	ND<0.13	ND<0.14	ND<0.13	ND<0.15	ND<0.15	ND<0.005	ND<0.3
				03/27/2026	ND<0.21	ND<0.28	ND<0.21	ND<0.50	ND<0.12	ND<0.19	ND<0.23	ND<0.21	ND<0.20	ND<0.18	ND<0.005	ND<0.3
				06/04/2026	ND<0.21	ND<0.28	ND<0.21	ND<0.50	ND<0.12	ND<0.19	ND<0.23	ND<0.21	ND<0.20	ND<0.18	ND<0.005	ND<0.3
				08/12/2026	ND<0.21	ND<0.28	ND<0.21	ND<0.50	ND<0.12	ND<0.19	ND<0.23	ND<0.21	ND<0.20	ND<0.18	ND<0.005	ND<0.3
			POET-Effluent	03/27/2025	ND<0.19	ND<0.19	ND<0.13	ND<0.19	ND<0.13	ND<0.13	ND<0.14	ND<0.13	ND<0.15	ND<0.15	ND<0.005	ND<0.3
				04/29/2025	ND<0.19	ND<0.19	ND<0.13	ND<0.19	ND<0.13	ND<0.13	ND<0.14	ND<0.13	ND<0.15	ND<0.15	ND<0.005	ND<0.3
				05/27/2025	ND<0.19	ND<0.19	ND<0.13	ND<0.19	ND<0.13	ND<0.13	ND<0.14	ND<0.13	ND<0.15	ND<0.15	ND<0.005	ND<0.3
				07/15/2005	ND<0.19	ND<0.19	ND<0.13	ND<0.19	ND<0.13	ND<0.13	ND<0.14	ND<0.13	ND<0.15	ND<0.15	ND<0.005	ND<0.3
				09/18/2025	ND<0.19	ND<0.19	ND<0.13	ND<0.19	ND<0.13	ND<0.13	ND<0.14	ND<0.13	ND<0.15	ND<0.15	ND<0.005	0.8 J
				11/25/2025	ND<0.19	ND<0.19	ND<0.13	ND<0.19	ND<0.13	ND<0.13	ND<0.14	ND<0.13	ND<0.15	ND<0.15	ND<0.005	ND<0.3
				01/23/2026	ND<0.19	ND<0.19	ND<0.13	ND<0.19	ND<0.13	ND<0.13	ND<0.14	ND<0.13	ND<0.15	ND<0.15	ND<0.005	ND<0.3
				03/27/2026	ND<0.21	ND<0.28	ND<0.21	ND<0.50	ND<0.12	ND<0.19	ND<0.23	ND<0.21	ND<0.20	ND<0.18	ND<0.005	ND<0.3
				06/04/2026	ND<0.21	ND<0.28	ND<0.21	ND<0.50	ND<0.12	ND<0.19	ND<0.23	ND<0.21	ND<0.20	ND<0.18	ND<0.005	ND<0.3
				08/12/2026	ND<0.21	ND<0.28	ND<0.21	ND<0.50	ND<0.12	ND<0.19	ND<0.23	ND<0.21	ND<0.20	ND<0.18	ND<0.005	ND<0.3

Table 1
Potable Well Analytical Results Summary

Sample Address	Well Depth (feet)	Pump Depth (feet)	Sample Location	Date	Benzene (µg/L)	Toluene (µg/L)	Ethyl-benzene (µg/L)	Total Xylenes (µg/L)	MTBE (µg/L)	Isopropyl Benzene (µg/L)	Naph-thalene (µg/L)	1,2,4-Trimethyl-benzene (µg/L)	1,3,5-Trimethyl-benzene (µg/L)	1,2-Dichloro-ethane (µg/L)	1,2 Dibromo-ethane (µg/L)	Dissolved Lead (µg/L)
DEP MSCs for a Residential, Used Aquifer					5	1,000	700	10,000	20	840	100	130	130	5	0.05	5
Redacted			Kitchen Sink	02/05/2025	ND<0.50	ND<0.50	ND<0.50	ND<0.50	ND<0.50	ND<0.50	ND<0.50	ND<0.50	ND<0.50	ND<0.50	ND<0.0094	0.13 J
				02/25/2025	ND<0.10	ND<0.10	ND<0.10	ND<0.10	ND<0.10	ND<0.10	ND<0.20	ND<0.10	ND<0.10	ND<0.10	ND<0.0094	0.16 J
			POET-Influent	03/13/2025	ND<0.19	ND<0.19	ND<0.13	ND<0.19	ND<0.13	ND<0.13	ND<0.14	ND<0.13	ND<0.15	ND<0.15	ND<0.005	ND<0.3
				04/08/2025	ND<0.19	ND<0.19	ND<0.13	ND<0.19	ND<0.13	ND<0.13	ND<0.14	ND<0.13	ND<0.15	ND<0.15	ND<0.005	ND<0.3
				05/05/2025	ND<0.19	ND<0.19	ND<0.13	ND<0.19	ND<0.13	ND<0.13	ND<0.14	ND<0.13	ND<0.15	ND<0.15	ND<0.005	ND<0.3
				06/04/2025	ND<0.19	ND<0.19	ND<0.13	ND<0.19	ND<0.13	ND<0.13	ND<0.14	ND<0.13	ND<0.15	ND<0.15	ND<0.005	ND<0.3
				08/04/2025	ND<0.19	ND<0.19	ND<0.13	ND<0.19	ND<0.13	ND<0.13	ND<0.14	ND<0.13	ND<0.15	ND<0.15	ND<0.005	ND<0.3
				09/30/2025	ND<0.19	ND<0.19	ND<0.13	ND<0.19	ND<0.13	ND<0.13	ND<0.14	ND<0.13	ND<0.15	ND<0.15	ND<0.005	0.7 J
				11/24/2025	ND<0.19	ND<0.19	ND<0.13	ND<0.19	ND<0.13	ND<0.13	ND<0.14	ND<0.13	ND<0.15	ND<0.15	ND<0.005	ND<0.3
				01/30/2026	ND<0.19	ND<0.19	ND<0.13	ND<0.19	ND<0.13	ND<0.13	ND<0.14	ND<0.13	ND<0.15	ND<0.15	ND<0.005	ND<0.3
				04/02/2026	ND<0.21	ND<0.28	ND<0.21	ND<0.50	ND<0.12	ND<0.19	ND<0.23	ND<0.21	ND<0.20	ND<0.18	ND<0.005	ND<0.3
				06/03/2026	ND<0.21	ND<0.28	ND<0.21	ND<0.50	ND<0.12	ND<0.19	ND<0.23	ND<0.21	ND<0.20	ND<0.18	ND<0.005	ND<0.3
				08/03/2026	ND<0.21	ND<0.28	ND<0.21	ND<0.50	ND<0.12	ND<0.19	ND<0.23	ND<0.21	ND<0.20	ND<0.18	ND<0.005	ND<0.3
			POET-Midfluent	03/13/2025	ND<0.19	ND<0.19	ND<0.13	ND<0.19	ND<0.13	ND<0.13	ND<0.14	ND<0.13	ND<0.15	ND<0.15	ND<0.005	ND<0.3
				04/08/2025	ND<0.19	ND<0.19	ND<0.13	ND<0.19	ND<0.13	ND<0.13	ND<0.14	ND<0.13	ND<0.15	ND<0.15	ND<0.005	ND<0.3
				05/05/2025	ND<0.19	ND<0.19	ND<0.13	ND<0.19	ND<0.13	ND<0.13	ND<0.14	ND<0.13	ND<0.15	ND<0.15	ND<0.005	ND<0.3
				06/04/2025	ND<0.19	ND<0.19	ND<0.13	ND<0.19	ND<0.13	ND<0.13	ND<0.14	ND<0.13	ND<0.15	ND<0.15	ND<0.005	ND<0.3
				08/04/2025	ND<0.19	ND<0.19	ND<0.13	ND<0.19	ND<0.13	ND<0.13	ND<0.14	ND<0.13	ND<0.15	ND<0.15	ND<0.005	ND<0.3
				09/30/2025	ND<0.19	ND<0.19	ND<0.13	ND<0.19	ND<0.13	ND<0.13	ND<0.14	ND<0.13	ND<0.15	ND<0.15	ND<0.005	1.0
				11/24/2025	ND<0.19	ND<0.19	ND<0.13	ND<0.19	ND<0.13	ND<0.13	ND<0.14	ND<0.13	ND<0.15	ND<0.15	ND<0.005	ND<0.3
				01/30/2026	ND<0.19	ND<0.19	ND<0.13	ND<0.19	ND<0.13	ND<0.13	ND<0.14	ND<0.13	ND<0.15	ND<0.15	ND<0.005	ND<0.3
				04/02/2026	ND<0.21	ND<0.28	ND<0.21	ND<0.50	ND<0.12	ND<0.19	ND<0.23	ND<0.21	ND<0.20	ND<0.18	ND<0.005	ND<0.3
				06/03/2026	ND<0.21	ND<0.28	ND<0.21	ND<0.50	ND<0.12	ND<0.19	ND<0.23	ND<0.21	ND<0.20	ND<0.18	ND<0.005	ND<0.3
				08/03/2026	ND<0.21	ND<0.28	ND<0.21	ND<0.50	ND<0.12	ND<0.19	ND<0.23	ND<0.21	ND<0.20	ND<0.18	ND<0.005	ND<0.3
			POET-Effluent	03/13/2025	ND<0.19	ND<0.19	ND<0.13	ND<0.19	ND<0.13	ND<0.13	ND<0.14	ND<0.13	ND<0.15	ND<0.15	ND<0.005	ND<0.3
				04/08/2025	ND<0.19	ND<0.19	ND<0.13	ND<0.19	ND<0.13	ND<0.13	ND<0.14	ND<0.13	ND<0.15	ND<0.15	ND<0.005	ND<0.3
				05/05/2025	ND<0.19	ND<0.19	ND<0.13	ND<0.19	ND<0.13	ND<0.13	ND<0.14	ND<0.13	ND<0.15	ND<0.15	ND<0.005	ND<0.3
				06/04/2025	ND<0.19	ND<0.19	ND<0.13	ND<0.19	ND<0.13	ND<0.13	ND<0.14	ND<0.13	ND<0.15	ND<0.15	ND<0.005	ND<0.3
				08/04/2025	ND<0.19	ND<0.19	ND<0.13	ND<0.19	ND<0.13	ND<0.13	ND<0.14	ND<0.13	ND<0.15	ND<0.15	ND<0.005	ND<0.3
				09/30/2025	ND<0.19	ND<0.19	ND<0.13	ND<0.19	ND<0.13	ND<0.13	ND<0.14	ND<0.13	ND<0.15	ND<0.15	ND<0.005	ND<0.3
				11/24/2025	ND<0.19	ND<0.19	ND<0.13	ND<0.19	ND<0.13	ND<0.13	ND<0.14	ND<0.13	ND<0.15	ND<0.15	ND<0.005	ND<0.3
				01/30/2026	ND<0.19	ND<0.19	ND<0.13	ND<0.19	ND<0.13	ND<0.13	ND<0.14	ND<0.13	ND<0.15	ND<0.15	ND<0.005	ND<0.3
				04/02/2026	ND<0.21	ND<0.28	ND<0.21	ND<0.50	ND<0.12	ND<0.19	ND<0.23	ND<0.21	ND<0.20	ND<0.18	ND<0.005	ND<0.3
				06/03/2026	ND<0.21	ND<0.28	ND<0.21	ND<0.50	ND<0.12	ND<0.19	ND<0.23	ND<0.21	ND<0.20	ND<0.18	ND<0.005	ND<0.3
				08/03/2026	ND<0.21	ND<0.28	ND<0.21	ND<0.50	ND<0.12	ND<0.19	ND<0.23	ND<0.21	ND<0.20	ND<0.18	ND<0.005	ND<0.3
			Kitchen Sink	01/23/2025	ND<0.50	ND<0.50	ND<0.50	ND<0.50	0.17 J	ND<0.50	ND<0.50	ND<0.50	ND<0.50	ND<0.50	ND<0.0093	0.31 J
			POET - Influent	02/19/2025	ND<0.10	ND<0.10	ND<0.10	ND<0.10	0.16 J	ND<0.10	ND<0.20	ND<0.10	ND<0.10	ND<0.10	ND<0.0095	ND<0.12
				03/10/2025	ND<0.19	ND<0.19	ND<0.13	ND<0.19	0.17 J	ND<0.13	ND<0.14	ND<0.13	ND<0.15	ND<0.15	ND<0.005	ND<0.3
				03/26/2025	ND<0.19	ND<0.19	ND<0.13	ND<0.19	0.15 J	ND<0.13	ND<0.14	ND<0.13	ND<0.15	ND<0.15	ND<0.005	ND<0.3
				04/25/2025	ND<0.19	ND<0.19	ND<0.13	ND<0.19	0.17 J	ND<0.13	ND<0.14	ND<0.13	ND<0.15	ND<0.15	ND<0.005	ND<0.3
				05/28/2025	ND<0.19	ND<0.19	ND<0.13	ND<0.19	ND<0.13	ND<0.13	ND<0.14	ND<0.13	ND<0.15	ND<0.15	ND<0.005	0.4 J
				07/21/2025	ND<0.19	ND<0.19	ND<0.13	ND<0.19	ND<0.13	ND<0.13	ND<0.14	ND<0.13	ND<0.15	ND<0.15	ND<0.005	ND<0.3
				09/19/2025	ND<0.19	ND<0.19	ND<0.13	ND<0.19	ND<0.13	ND<0.13	ND<0.14	ND<0.13	ND<0.15	ND<0.15	ND<0.005	1.2
				09/30/2025	ND<0.19	ND<0.19	ND<0.13	ND<0.19	ND<0.13	ND<0.13	ND<0.14	ND<0.13	ND<0.15	ND<0.15	ND<0.005	ND<0.3
				11/06/2025	ND<0.19	ND<0.19	ND<0.13	ND<0.19	ND<0.13	ND<0.13	ND<0.14	ND<0.13	ND<0.15	ND<0.15	ND<0.005	ND<0.3
				12/04/2025	ND<0.19	ND<0.19	ND<0.13	ND<0.19	ND<0.13	ND<0.13	ND<0.14	ND<0.13	ND<0.15	ND<0.15	ND<0.005	ND<0.3
				02/02/2026	ND<0.19	ND<0.19	ND<0.13	ND<0.19	ND<0.13	ND<0.13	ND<0.14	ND<0.13	ND<0.15	ND<0.15	ND<0.005	ND<0.3
				04/10/2026	ND<0.21	ND<0.28	ND<0.21	ND<0.50	ND<0.12	ND<0.19	ND<0.23	ND<0.21	ND<0.20	ND<0.18	ND<0.005	ND<0.3
				05/12/2026	ND<0.21	ND<0.28	ND<0.21	ND<0.50	ND<0.12	ND<0.19	ND<0.23	ND<0.21	ND<0.20	ND<0.18	ND<0.005	ND<0.3
				07/13/2026	ND<0.21	ND<0.28	ND<0.21	ND<0.50	ND<0.12	ND<0.19	ND<0.23	ND<0.21	ND<0.20	ND<0.18	ND<0.005	ND<0.3
				08/03/2026	ND<0.21	ND<0.28	ND<0.21	ND<0.50	ND<0.12	ND<0.19	ND<0.23	ND<0.21	ND<0.20	ND<0.18	ND<0.005	ND<0.3
			POET - Midfluent	02/19/2025	ND<0.10	ND<0.10	ND<0.10	ND<0.10	ND<0.10	ND<0.10	ND<0.20	ND<0.10	ND<0.10	ND<0.10	ND<0.0094	ND<0.12
				03/10/2025	ND<0.19	ND<0.19	ND<0.13	ND<0.19	ND<0.13	ND<0.13	ND<0.14	ND<0.13	ND<0.15	ND<0.15	ND<0.005	ND<0.3
				03/26/2025	ND<0.19	ND<0.19	ND<0.13	ND<0.19	ND<0.13	ND<0.13	ND<0.14	ND<0.13	ND<0.15	ND<0.15	ND<0.005	ND<0.3
				04/25/2025	ND<0.19	ND<0.19	ND<0.13	ND<0.19	ND<0.13	ND<0.13	ND<0.14	ND<0.13	ND<0.15	ND<0.15	ND<0.005	ND<0.3
				05/28/2025	ND<0.19	ND<0.19	ND<0.13	ND<0.19	ND<0.13	ND<0.13	ND<0.14	ND<0.13	ND<0.15	ND<0.15	ND<0.005	ND<0.3
				07/21/2025	ND<0.19	ND<0.19	ND<0.13	ND<0.19	ND<0.13	ND<0.13	ND<0.14	ND<0.13	ND<0.15	ND<0.15	ND<0.005	ND<0.3
				09/19/2025	ND<0.19	ND<0.19	ND<0.13	ND<0.19	ND<0.13	ND<0.13	ND<0.14	ND<0.13	ND<0.15	ND<0.15	ND<0.005	ND<0.3
				09/30/2025	ND<0.19	ND<0.19	ND<0.13	ND<0.19	ND<0.13	ND<0.13	ND<0.14	ND<0.13	ND<0.15	ND<0.15	ND<0.005	ND<0.3
				11/06/2025	ND<0.19	ND<0.19	ND<0.13	ND<0.19	ND<0.13	ND<0.13	ND<0.14	ND<0.13	ND<0.15	ND<0.15	ND<0.005	ND<0.3
				12/04/2025	ND<0.19	ND<0.19	ND<0.13	ND<0.19	ND<0.13	ND<0.13	ND<0.14	ND<0.13	ND<0.15	ND<0.15	ND<0.005	ND<0.3
				02/02/2026	ND<0.19	ND<0.19	ND<0.13	ND<0.19	ND<0.13	ND<0.13	ND<0.14	ND<0.13	ND<0.15	ND<0.15	ND<0.005	ND<0.3
				04/10/2026	ND<0.21	ND<0.28	ND<0.21	ND<0.50	ND<0.12	ND<0.19	ND<0.23	ND<0.21	ND<0.20	ND<0.18	ND<0.005	ND<0.3
				05/12/2026	ND<0.21	ND<0.28	ND<0.21	ND<0.50	ND<0.12	ND<0.19	ND<0.23	ND<0.21	ND<0.20	ND<0.18	ND<0.005	ND<0.3
				07/13/2026	ND<0.21	ND<0.28	ND<0.21	ND<0.50	ND<0.12	ND<0.19	ND<0.23	ND<0.21	ND<0.20	ND<0.18	ND<0.005	ND<0.3
				08/03/2026	ND<0.21	ND<0.28	ND<0.21	ND<0.50	ND<0.12	ND<0.19	ND<0.23	ND<0.21	ND<0.20	ND<0.18	ND<0.005	ND<0.3
			POET - Effluent	02/19/2025	ND<0.10	ND<0.10	ND<0.10	ND<0.10	ND<0.10	ND<0.10	ND<0.20	ND<0.10	ND<0.10	ND<0.10	ND<0.0094	ND<0.12
				03/10/2025	ND<0.19	ND<0.19	ND<0.13	ND<0.19	ND<0.13	ND<0.13	ND<0.14	ND<0.13	ND<0.15	ND<0.15	ND<0.005	ND<0.3
				03/26/2025	ND<0.19	ND<0.19	ND<0.13	ND<0.19	ND<0.13	ND<0.13	ND<0.14	ND<0.13	ND<0.15	ND<0.15	ND<0.005	ND<0.3
				04/25/2025	ND<0.19	ND<0.19	ND<0.13	ND<0.19	ND<0.13	ND<0.13	ND<0.14	ND<0.13	ND<0.15	ND<0.15	ND<0.005	ND<0.3
				05/28/2025	ND<0.19	ND<0.19	ND<0.13	ND<0.19	ND<0.13	ND<0.13	ND<0.14	ND<0.13	ND<0.15	ND<0.15	ND<0.005	ND<0.3
				07/21/2025	ND<0.19	ND<0.19	ND<0.13	ND<0.19	ND<0.13	ND<0.13	ND<0.14	ND<0.13	ND<0.15	ND<0.15	ND<0.005	ND<0.3
				09/19/2025	ND<0.19	ND<0.19	ND<0.13	ND<0.19	ND<0.13	ND<0.13	ND<0.14	ND<0.13	ND<0.15	ND<0.15	ND<0.005	ND<0.3
				09/30/2025	ND<0.19	ND<0.19	ND<0.13	ND<0.19	ND<0.13	ND<0.13	ND<0.14	ND<0.13	ND<0.15	ND<0.15	ND<0.005	ND<0.3
				11/06/2025	ND<0.19	ND<0.19	ND<0.13	ND<0.19	ND<0.13	ND<0.13	ND<0.14	ND<0.13	ND<0.15	ND<0.15	ND<0.005	ND<0.3
				12/04/2025	ND<0.19	ND<0.19	ND<0.13	ND<0.19	ND<0.13	ND<0.13	ND<0.14	ND<0.13	ND<0.15	ND<0.15	ND<0.005	ND<0.3
				02/02/2026	ND<0.19	ND<0.19	ND<0.13	ND<0.19	ND<0.13	ND<0.13	ND<0.14	ND<0.13	ND<0.15	ND<0.15	ND<0.005	ND<0.3
				04/10/2026	ND<0.21	ND<0.28	ND<0.21	ND<0.50	ND<0.12	ND<0.19	ND<0.23	ND<0.21	ND<0.20	ND<0.18	ND<0.005	ND<0.3
				05/12/2026	ND<0.21	ND<0.28	ND<0.21	ND<0.50	ND<0.12	ND<0.19	ND<0.23	ND<0.21	ND<0.20	ND<0.18	ND<0.005	ND<0.3
				07/13/2026	ND<0.21	ND<0.28	ND<0.21	ND<0.50	ND<0.12	ND<0.19	ND<0.23	ND<0.21	ND<0.20	ND<0.18	ND<0.005	ND<0.3
				08/03/2026	ND<0.21	ND<0.28	ND<0.21	ND<0.50	ND<0.12	ND<0.19	ND<0.23	ND<0.21	ND<0.20	ND<0.18	ND<0.005	ND<0.3

Table 1
Potable Well Analytical Results Summary

Sample Address	Well Depth (feet)	Pump Depth (feet)	Sample Location	Date	Benzene (µg/L)	Toluene (µg/L)	Ethyl-benzene (µg/L)	Total Xylenes (µg/L)	MTBE (µg/L)	Isopropyl Benzene (µg/L)	Naph-thalene (µg/L)	1,2,4-Trimethyl-benzene (µg/L)	1,3,5-Trimethyl-benzene (µg/L)	1,2-Dichloro-ethane (µg/L)	1,2 Dibromo-ethane (µg/L)	Dissolved Lead (µg/L)
DEP MSCs for a Residential, Used Aquifer					5	1,000	700	10,000	20	840	100	130	130	5	0.05	5
Redacted			Pressure Tank	02/03/2025	ND<0.50	ND<0.50	ND<0.50	ND<0.50	ND<0.50	ND<0.50	ND<0.50	ND<0.50	ND<0.50	ND<0.50	ND<0.0092	0.34 J
			POET-Influent	02/24/2025	ND<0.10	ND<0.10	ND<0.10	ND<0.10	ND<0.10	ND<0.10	ND<0.20	ND<0.10	ND<0.10	ND<0.10	ND<0.0093	1.2
				03/27/2025	ND<0.19	ND<0.19	ND<0.13	ND<0.19	ND<0.13	ND<0.13	ND<0.14	ND<0.13	ND<0.15	ND<0.15	ND<0.005	ND<0.3
				04/21/2025	ND<0.19	ND<0.19	ND<0.13	ND<0.19	0.14 J	ND<0.13	ND<0.14	ND<0.13	ND<0.15	ND<0.15	ND<0.005	ND<0.3
				05/19/2025	ND<0.19	ND<0.19	ND<0.13	ND<0.19	ND<0.13	ND<0.13	ND<0.14	ND<0.13	ND<0.15	ND<0.15	ND<0.005	ND<0.3
				07/14/2025	ND<0.19	ND<0.19	ND<0.13	ND<0.19	ND<0.13	ND<0.13	ND<0.14	ND<0.13	ND<0.15	ND<0.15	ND<0.005	ND<0.3
				09/15/2025	ND<0.19	ND<0.19	ND<0.13	ND<0.19	ND<0.13	ND<0.13	ND<0.14	ND<0.13	ND<0.15	ND<0.15	ND<0.005	ND<0.3
				11/11/2025	ND<0.19	ND<0.19	ND<0.13	ND<0.19	ND<0.13	ND<0.13	ND<0.14	ND<0.13	ND<0.15	ND<0.15	ND<0.005	ND<0.3
				01/05/2026	ND<0.19	ND<0.19	ND<0.13	ND<0.19	ND<0.13	ND<0.13	ND<0.14	ND<0.13	ND<0.15	ND<0.15	ND<0.005	ND<0.3
				03/02/2026	ND<0.21	ND<0.28	ND<0.21	ND<0.50	ND<0.12	ND<0.19	ND<0.23	ND<0.21	ND<0.20	ND<0.18	ND<0.005	ND<0.3
				05/01/2026	ND<0.21	ND<0.28	ND<0.21	ND<0.50	ND<0.12	ND<0.19	ND<0.23	ND<0.21	ND<0.20	ND<0.18	ND<0.005	ND<0.3
				06/29/2026	ND<0.21	ND<0.28	ND<0.21	ND<0.50	ND<0.12	ND<0.19	ND<0.23	ND<0.21	ND<0.20	ND<0.18	ND<0.005	ND<0.3
			POET-Midfluent	02/24/2025	ND<0.10	ND<0.10	ND<0.10	ND<0.10	ND<0.10	ND<0.10	ND<0.20	ND<0.10	ND<0.10	ND<0.10	ND<0.0095	ND<0.12
				03/27/2025	ND<0.19	ND<0.19	ND<0.13	ND<0.19	ND<0.13	ND<0.13	ND<0.14	ND<0.13	ND<0.15	ND<0.15	ND<0.005	ND<0.3
				04/21/2025	ND<0.19	ND<0.19	ND<0.13	ND<0.19	ND<0.13	ND<0.13	ND<0.14	ND<0.13	ND<0.15	ND<0.15	ND<0.005	ND<0.3
				05/19/2025	ND<0.19	ND<0.19	ND<0.13	ND<0.19	ND<0.13	ND<0.13	ND<0.14	ND<0.13	ND<0.15	ND<0.15	ND<0.005	ND<0.3
				07/14/2025	ND<0.19	ND<0.19	ND<0.13	ND<0.19	ND<0.13	ND<0.13	ND<0.14	ND<0.13	ND<0.15	ND<0.15	ND<0.005	ND<0.3
				09/15/2025	ND<0.19	ND<0.19	ND<0.13	ND<0.19	ND<0.13	ND<0.13	ND<0.14	ND<0.13	ND<0.15	ND<0.15	ND<0.005	ND<0.3
				11/11/2025	ND<0.19	ND<0.19	ND<0.13	ND<0.19	ND<0.13	ND<0.13	ND<0.14	ND<0.13	ND<0.15	ND<0.15	ND<0.005	ND<0.3
				01/05/2026	ND<0.19	ND<0.19	ND<0.13	ND<0.19	ND<0.13	ND<0.13	ND<0.14	ND<0.13	ND<0.15	ND<0.15	ND<0.005	ND<0.3
				03/02/2026	ND<0.21	ND<0.28	ND<0.21	ND<0.50	ND<0.12	ND<0.19	ND<0.23	ND<0.21	ND<0.20	ND<0.18	ND<0.005	ND<0.3
				05/01/2026	ND<0.21	ND<0.28	ND<0.21	ND<0.50	ND<0.12	ND<0.19	ND<0.23	ND<0.21	ND<0.20	ND<0.18	ND<0.005	ND<0.3
				06/29/2026	ND<0.21	ND<0.28	ND<0.21	ND<0.50	ND<0.12	ND<0.19	ND<0.23	ND<0.21	ND<0.20	ND<0.18	ND<0.005	ND<0.3
			POET-Effluent	02/24/2025	ND<0.10	ND<0.10	ND<0.10	ND<0.10	ND<0.10	ND<0.10	ND<0.20	ND<0.10	ND<0.10	ND<0.10	ND<0.0095	ND<0.12
				03/27/2025	ND<0.19	ND<0.19	ND<0.13	ND<0.19	ND<0.13	ND<0.13	ND<0.14	ND<0.13	ND<0.15	ND<0.15	ND<0.005	ND<0.3
				04/21/2025	ND<0.19	ND<0.19	ND<0.13	ND<0.19	ND<0.13	ND<0.13	ND<0.14	ND<0.13	ND<0.15	ND<0.15	ND<0.005	ND<0.3
				05/19/2025	ND<0.19	ND<0.19	ND<0.13	ND<0.19	ND<0.13	ND<0.13	ND<0.14	ND<0.13	ND<0.15	ND<0.15	ND<0.005	ND<0.3
				07/14/2025	ND<0.19	ND<0.19	ND<0.13	ND<0.19	ND<0.13	ND<0.13	ND<0.14	ND<0.13	ND<0.15	ND<0.15	ND<0.005	ND<0.3
				09/15/2025	ND<0.19	ND<0.19	ND<0.13	ND<0.19	ND<0.13	ND<0.13	ND<0.14	ND<0.13	ND<0.15	ND<0.15	ND<0.005	ND<0.3
				11/11/2025	ND<0.19	ND<0.19	ND<0.13	ND<0.19	ND<0.13	ND<0.13	ND<0.14	ND<0.13	ND<0.15	ND<0.15	ND<0.005	ND<0.3
				01/05/2026	ND<0.19	ND<0.19	ND<0.13	ND<0.19	ND<0.13	ND<0.13	ND<0.14	ND<0.13	ND<0.15	ND<0.15	ND<0.005	ND<0.3
				03/02/2026	ND<0.21	ND<0.28	ND<0.21	ND<0.50	ND<0.12	ND<0.19	ND<0.23	ND<0.21	ND<0.20	ND<0.18	ND<0.005	ND<0.3
				05/01/2026	ND<0.21	ND<0.28	ND<0.21	ND<0.50	ND<0.12	ND<0.19	ND<0.23	ND<0.21	ND<0.20	ND<0.18	ND<0.005	ND<0.3
				06/29/2026	ND<0.21	ND<0.28	ND<0.21	ND<0.50	ND<0.12	ND<0.19	ND<0.23	ND<0.21	ND<0.20	ND<0.18	ND<0.005	ND<0.3
			Outside Spigot -	02/03/2025	ND<0.50	ND<0.50	ND<0.50	ND<0.50	0.40 J	ND<0.50	ND<0.50	ND<0.50	ND<0.50	ND<0.50	ND<0.0095	0.32 J
			Kitchen Sink	02/18/2025	ND<0.10	ND<0.10	ND<0.10	ND<0.10	0.47 J	ND<0.10	ND<0.20	ND<0.10	ND<0.10	ND<0.10	ND<0.0094	ND<0.12
			Pressure Tank	02/26/2025	ND<0.10	ND<0.10	ND<0.10	ND<0.10	1.2	ND<0.10	ND<0.20	ND<0.10	ND<0.10	ND<0.10	ND<0.0094	1.3
			POET-Influent	03/10/2025	ND<0.19	ND<0.19	ND<0.13	ND<0.19	0.16 J	ND<0.13	ND<0.14	ND<0.13	ND<0.15	ND<0.15	ND<0.005	ND<0.3
				04/02/2025	ND<0.19	ND<0.19	ND<0.13	ND<0.19	0.28 J	ND<0.13	ND<0.14	ND<0.13	ND<0.15	ND<0.15	ND<0.005	ND<0.3
				05/08/2025	ND<0.19	ND<0.19	ND<0.13	ND<0.19	0.24 J	ND<0.13	ND<0.14	ND<0.13	ND<0.15	ND<0.15	ND<0.005	ND<0.3
				06/04/2025	ND<0.19	ND<0.19	ND<0.13	ND<0.19	0.46 J	ND<0.13	ND<0.14	ND<0.13	ND<0.15	ND<0.15	ND<0.005	ND<0.3
				07/22/2025	ND<0.19	ND<0.19	ND<0.13	ND<0.19	0.31 J	ND<0.13	ND<0.14	ND<0.13	ND<0.15	ND<0.15	ND<0.005	ND<0.3
				09/18/2025	ND<0.19	ND<0.19	ND<0.13	ND<0.19	0.54	ND<0.13	ND<0.14	ND<0.13	ND<0.15	ND<0.15	ND<0.005	ND<0.3
				11/24/2025	ND<0.19	ND<0.19	ND<0.13	ND<0.19	0.53	ND<0.13	ND<0.14	ND<0.13	ND<0.15	ND<0.15	ND<0.005	ND<0.3
				01/21/2026	ND<0.19	ND<0.19	ND<0.13	ND<0.19	0.31 J	ND<0.13	ND<0.14	ND<0.13	ND<0.15	ND<0.15	ND<0.005	ND<0.3
				03/24/2026	ND<0.21	ND<0.28	ND<0.21	ND<0.50	ND<0.12	ND<0.19	ND<0.23	ND<0.21	ND<0.20	ND<0.18	ND<0.005	ND<0.3
				05/19/2026	ND<0.21	ND<0.28	ND<0.21	ND<0.50	ND<0.12	ND<0.19	ND<0.23	ND<0.21	ND<0.20	ND<0.18	ND<0.005	ND<0.3
				07/16/2026	ND<0.21	ND<0.28	ND<0.21	ND<0.50	0.24 J	ND<0.19	ND<0.23	ND<0.21	ND<0.20	ND<0.18	ND<0.005	ND<0.3
			POET-Midfluent	03/10/2025	ND<0.19	ND<0.19	ND<0.13	ND<0.19	ND<0.13	ND<0.13	ND<0.14	ND<0.13	ND<0.15	ND<0.15	ND<0.005	ND<0.3
				04/02/2025	ND<0.19	ND<0.19	ND<0.13	ND<0.19	ND<0.13	ND<0.13	ND<0.14	ND<0.13	ND<0.15	ND<0.15	ND<0.005	ND<0.3
				05/08/2025	ND<0.19	ND<0.19	ND<0.13	ND<0.19	ND<0.13	ND<0.13	ND<0.14	ND<0.13	ND<0.15	ND<0.15	ND<0.005	ND<0.3
				06/04/2025	ND<0.19	ND<0.19	ND<0.13	ND<0.19	ND<0.13	ND<0.13	ND<0.14	ND<0.13	ND<0.15	ND<0.15	ND<0.005	ND<0.3
				07/22/2025	ND<0.19	ND<0.19	ND<0.13	ND<0.19	ND<0.13	ND<0.13	ND<0.14	ND<0.13	ND<0.15	ND<0.15	ND<0.005	ND<0.3
				09/18/2025	ND<0.19	ND<0.19	ND<0.13	ND<0.19	ND<0.13	ND<0.13	ND<0.14	ND<0.13	ND<0.15	ND<0.15	ND<0.005	1.1
				11/24/2025	ND<0.19	ND<0.19	ND<0.13	ND<0.19	ND<0.13	ND<0.13	ND<0.14	ND<0.13	ND<0.15	ND<0.15	ND<0.005	ND<0.3
				01/21/2026	ND<0.19	ND<0.19	ND<0.13	ND<0.19	ND<0.13	ND<0.13	ND<0.14	ND<0.13	ND<0.15	ND<0.15	ND<0.005	ND<0.3
				03/24/2026	ND<0.21	ND<0.28	ND<0.21	ND<0.50	ND<0.12	ND<0.19	ND<0.23	ND<0.21	ND<0.20	ND<0.18	ND<0.005	ND<0.3
				05/19/2026	ND<0.21	ND<0.28	ND<0.21	ND<0.50	ND<0.12	ND<0.19	ND<0.23	ND<0.21	ND<0.20	ND<0.18	ND<0.005	ND<0.3
				07/16/2026	ND<0.21	ND<0.28	ND<0.21	ND<0.50	ND<0.12	ND<0.19	ND<0.23	ND<0.21	ND<0.20	ND<0.18	ND<0.005	ND<0.3
			POET-Effluent	03/10/2025	ND<0.19	ND<0.19	ND<0.13	ND<0.19	ND<0.13	ND<0.13	ND<0.14	ND<0.13	ND<0.15	ND<0.15	ND<0.005	ND<0.3
				04/02/2025	ND<0.19	ND<0.19	ND<0.13	ND<0.19	ND<0.13	ND<0.13	ND<0.14	ND<0.13	ND<0.15	ND<0.15	ND<0.005	ND<0.3
				05/08/2025	ND<0.19	ND<0.19	ND<0.13	ND<0.19	ND<0.13	ND<0.13	ND<0.14	ND<0.13	ND<0.15	ND<0.15	ND<0.005	ND<0.3
				06/04/2025	ND<0.19	ND<0.19	ND<0.13	ND<0.19	ND<0.13	ND<0.13	ND<0.14	ND<0.13	ND<0.15	ND<0.15	ND<0.005	ND<0.3
				07/22/2025	ND<0.19	ND<0.19	ND<0.13	ND<0.19	ND<0.13	ND<0.13	ND<0.14	ND<0.13	ND<0.15	ND<0.15	ND<0.005	ND<0.3
				09/18/2025	ND<0.19	ND<0.19	ND<0.13	ND<0.19	ND<0.13	ND<0.13	ND<0.14	ND<0.13	ND<0.15	ND<0.15	ND<0.005	ND<0.3
				11/24/2025	ND<0.19	ND<0.19	ND<0.13	ND<0.19	ND<0.13	ND<0.13	ND<0.14	ND<0.13	ND<0.15	ND<0.15	ND<0.005	ND<0.3
				01/21/2026	ND<0.19	ND<0.19	ND<0.13	ND<0.19	ND<0.13	ND<0.13	ND<0.14	ND<0.13	ND<0.15	ND<0.15	ND<0.005	ND<0.3
				03/24/2026	ND<0.21	ND<0.28	ND<0.21	ND<0.50	ND<0.12	ND<0.19	ND<0.23	ND<0.21	ND<0.20	ND<0.18	ND<0.005	ND<0.3
				05/19/2026	ND<0.21	ND<0.28	ND<0.21	ND<0.50	ND<0.12	ND<0.19	ND<0.23	ND<0.21	ND<0.20	ND<0.18	ND<0.005	ND<0.3
				07/16/2026	ND<0.21	ND<0.28	ND<0.21	ND<0.50	ND<0.12	ND<0.19	ND<0.23	ND<0.21	ND<0.20	ND<0.18	ND<0.005	ND<0.3

Table 1
Potable Well Analytical Results Summary

Redacted

Sample Address	Well Depth (feet)	Pump Depth (feet)	Sample Location	Date	Benzene (µg/L)	Toluene (µg/L)	Ethyl-benzene (µg/L)	Total Xylenes (µg/L)	MTBE (µg/L)	Isopropyl Benzene (µg/L)	Naph-thalene (µg/L)	1,2,4-Trimethyl-benzene (µg/L)	1,3,5-Trimethyl-benzene (µg/L)	1,2-Dichloro-ethane (µg/L)	1,2 Dibromo-ethane (µg/L)	Dissolved Lead (µg/L)
DEP MSCs for a Residential, Used Aquifer					5	1,000	700	10,000	20	840	100	130	130	5	0.05	5
			Kitchen Sink	02/08/2025	ND<0.50	ND<0.50	ND<0.50	ND<0.50	0.16 J	ND<0.50	0.23 J	1.1	0.71	ND<0.50	ND<0.0094	ND<0.12
				02/18/2025	ND<0.10	ND<0.10	ND<0.10	ND<0.10	0.27 J	ND<0.10	ND<0.20	1.2	0.69	ND<0.10	ND<0.0095	ND<0.12
			POET-Influent	03/06/2025	ND<0.19	ND<0.19	ND<0.13	ND<0.19	0.18 J	ND<0.13	ND<0.14	0.27 J	ND<0.15	ND<0.15	ND<0.005	ND<0.3
				03/31/2025	ND<0.19	ND<0.19	ND<0.13	ND<0.19	0.17 J	ND<0.13	ND<0.14	ND<0.13	ND<0.15	ND<0.15	ND<0.005	ND<0.3
				05/14/2025	ND<0.19	ND<0.19	ND<0.13	ND<0.19	ND<0.13	ND<0.13	ND<0.14	ND<0.13	ND<0.15	ND<0.15	ND<0.005	ND<0.3
				07/18/2025	ND<0.19	ND<0.19	ND<0.13	ND<0.19	ND<0.13	ND<0.13	ND<0.14	ND<0.13	ND<0.15	ND<0.15	ND<0.005	ND<0.3
				09/24/2025	ND<0.19	ND<0.19	ND<0.13	ND<0.19	ND<0.13	ND<0.13	ND<0.14	ND<0.13	ND<0.15	ND<0.15	ND<0.005	1.5
				12/16/2025	ND<0.19	ND<0.19	ND<0.13	ND<0.19	ND<0.13	ND<0.13	ND<0.14	ND<0.13	ND<0.15	ND<0.15	ND<0.005	ND<0.3
				01/14/2026	ND<0.19	ND<0.19	ND<0.13	ND<0.19	0.23 J	ND<0.13	ND<0.14	0.18 J	0.16 J	ND<0.15	ND<0.005	ND<0.3
				03/19/2026	0.54	0.43 J	0.66	13	0.55	0.21 J	2.6	7.6	4.3	ND<0.18	ND<0.005	ND<0.3
				04/30/2026	ND<0.21	ND<0.28	ND<0.21	ND<0.50	ND<0.12	ND<0.19	ND<0.23	ND<0.21	ND<0.20	ND<0.18	ND<0.005	ND<0.3
				05/27/2026	ND<0.21	ND<0.28	ND<0.21	ND<0.50	ND<0.12	ND<0.19	ND<0.23	ND<0.21	ND<0.20	ND<0.18	ND<0.005	ND<0.3
				06/23/2026	ND<0.21	ND<0.28	ND<0.21	ND<0.50	ND<0.12	ND<0.19	ND<0.23	ND<0.21	ND<0.20	ND<0.18	ND<0.005	ND<0.3
				07/20/2026	ND<0.21	ND<0.28	ND<0.21	ND<0.50	ND<0.12	ND<0.19	ND<0.23	ND<0.21	ND<0.20	ND<0.18	ND<0.005	ND<0.7
				08/18/2026	ND<0.21	ND<0.28	ND<0.21	ND<0.50	ND<0.12	ND<0.19	ND<0.23	ND<0.21	ND<0.20	ND<0.18	ND<0.005	ND<0.3
			POET-Midfluent	03/06/2025	ND<0.19	ND<0.19	ND<0.13	ND<0.19	ND<0.13	ND<0.13	ND<0.14	ND<0.13	ND<0.15	ND<0.15	ND<0.005	ND<0.3
				03/31/2025	ND<0.19	ND<0.19	ND<0.13	ND<0.19	ND<0.13	ND<0.13	ND<0.14	ND<0.13	ND<0.15	ND<0.15	ND<0.005	ND<0.3
				05/14/2025	ND<0.19	ND<0.19	ND<0.13	ND<0.19	ND<0.13	ND<0.13	ND<0.14	ND<0.13	ND<0.15	ND<0.15	ND<0.005	ND<0.3
				07/18/2025	ND<0.19	ND<0.19	ND<0.13	ND<0.19	ND<0.13	ND<0.13	ND<0.14	ND<0.13	ND<0.15	ND<0.15	ND<0.005	ND<0.3
				09/24/2025	ND<0.19	ND<0.19	ND<0.13	ND<0.19	ND<0.13	ND<0.13	ND<0.14	ND<0.13	ND<0.15	ND<0.15	ND<0.005	1.1
				12/16/2025	ND<0.19	ND<0.19	ND<0.13	ND<0.19	ND<0.13	ND<0.13	ND<0.14	ND<0.13	ND<0.15	ND<0.15	ND<0.005	ND<0.3
				01/14/2026	ND<0.19	ND<0.19	ND<0.13	ND<0.19	ND<0.13	ND<0.13	ND<0.14	ND<0.13	ND<0.15	ND<0.15	ND<0.005	ND<0.3
				03/19/2026	ND<0.21	ND<0.28	ND<0.21	ND<0.50	ND<0.12	ND<0.19	ND<0.23	ND<0.21	ND<0.20	ND<0.18	ND<0.005	ND<0.3
				04/30/2026	ND<0.21	ND<0.28	ND<0.21	ND<0.50	ND<0.12	ND<0.19	ND<0.23	ND<0.21	ND<0.20	ND<0.18	ND<0.005	ND<0.3
				05/27/2026	ND<0.21	ND<0.28	ND<0.21	ND<0.50	ND<0.12	ND<0.19	ND<0.23	ND<0.21	ND<0.20	ND<0.18	ND<0.005	ND<0.3
				06/23/2026	ND<0.21	ND<0.28	ND<0.21	ND<0.50	ND<0.12	ND<0.19	ND<0.23	ND<0.21	ND<0.20	ND<0.18	ND<0.005	3.7
				07/20/2026	ND<0.21	ND<0.28	ND<0.21	ND<0.50	ND<0.12	ND<0.19	ND<0.23	ND<0.21	ND<0.20	ND<0.18	ND<0.005	ND<0.7
				08/18/2026	ND<0.21	ND<0.28	ND<0.21	ND<0.50	ND<0.12	ND<0.19	ND<0.23	ND<0.21	ND<0.20	ND<0.18	ND<0.005	ND<0.3
			POET-Effluent	03/06/2025	ND<0.19	ND<0.19	ND<0.13	ND<0.19	ND<0.13	ND<0.13	ND<0.14	ND<0.13	ND<0.15	ND<0.15	ND<0.005	ND<0.3
				03/31/2025	ND<0.19	ND<0.19	ND<0.13	ND<0.19	ND<0.13	ND<0.13	ND<0.14	ND<0.13	ND<0.15	ND<0.15	ND<0.005	ND<0.3
				05/14/2025	ND<0.19	ND<0.19	ND<0.13	ND<0.19	ND<0.13	ND<0.13	ND<0.14	ND<0.13	ND<0.15	ND<0.15	ND<0.005	ND<0.3
				07/18/2025	ND<0.19	ND<0.19	ND<0.13	ND<0.19	ND<0.13	ND<0.13	ND<0.14	ND<0.13	ND<0.15	ND<0.15	ND<0.005	ND<0.3
				09/24/2025	ND<0.19	ND<0.19	ND<0.13	ND<0.19	ND<0.13	ND<0.13	ND<0.14	ND<0.13	ND<0.15	ND<0.15	ND<0.005	ND<0.3
				12/16/2025	ND<0.19	ND<0.19	ND<0.13	ND<0.19	ND<0.13	ND<0.13	ND<0.14	ND<0.13	ND<0.15	ND<0.15	ND<0.005	ND<0.3
				01/14/2026	ND<0.19	ND<0.19	ND<0.13	ND<0.19	ND<0.13	ND<0.13	ND<0.14	ND<0.13	ND<0.15	ND<0.15	ND<0.005	ND<0.3
				03/19/2026	ND<0.21	ND<0.28	ND<0.21	ND<0.50	ND<0.12	ND<0.19	ND<0.23	ND<0.21	ND<0.20	ND<0.18	ND<0.005	ND<0.3
				04/30/2026	ND<0.21	ND<0.28	ND<0.21	ND<0.50	ND<0.12	ND<0.19	ND<0.23	ND<0.21	ND<0.20	ND<0.18	ND<0.005	ND<0.3
				05/27/2026	ND<0.21	ND<0.28	ND<0.21	ND<0.50	ND<0.12	ND<0.19	ND<0.23	ND<0.21	ND<0.20	ND<0.18	ND<0.005	ND<0.3
				06/23/2026	ND<0.21	ND<0.28	ND<0.21	ND<0.50	ND<0.12	ND<0.19	ND<0.23	ND<0.21	ND<0.20	ND<0.18	ND<0.005	ND<0.3
				07/20/2026	ND<0.21	ND<0.28	ND<0.21	ND<0.50	ND<0.12	ND<0.19	ND<0.23	ND<0.21	ND<0.20	ND<0.18	ND<0.005	ND<0.7
				08/18/2026	ND<0.21	ND<0.28	ND<0.21	ND<0.50	ND<0.12	ND<0.19	ND<0.23	ND<0.21	ND<0.20	ND<0.18	ND<0.005	ND<0.3
			Bathroom Sink	09/26/2023	ND<0.50	ND<0.50	ND<0.50	ND<0.50	ND<0.50	ND<0.50	ND<0.50	ND<0.50	ND<0.50	-	-	-
				01/31/2025	ND<0.50	ND<0.50	ND<0.50	ND<0.50	ND<0.50	ND<0.50	ND<0.50	ND<0.50	ND<0.50	ND<0.50	ND<0.0094	ND<0.12
				02/06/2025	ND<0.50	ND<0.50	ND<0.50	ND<0.50	ND<0.50	ND<0.50	ND<0.50	ND<0.50	ND<0.50	ND<0.50	ND<0.0094	ND<0.12
			Pressure Tank (Influent)	02/25/2025	ND<0.10	ND<0.10	ND<0.10	ND<0.10	ND<0.10	ND<0.10	ND<0.20	ND<0.10	ND<0.10	ND<0.10	ND<0.0094	0.16 J
			POET-Influent	03/18/2025	ND<0.19	ND<0.19	ND<0.13	ND<0.19	ND<0.13	ND<0.13	ND<0.14	ND<0.13	ND<0.15	ND<0.15	ND<0.005	ND<0.3
				04/14/2025	ND<0.19	ND<0.19	ND<0.13	ND<0.19	ND<0.13	ND<0.13	ND<0.14	ND<0.13	ND<0.15	ND<0.15	ND<0.005	ND<0.3
				07/07/2025	ND<0.19	ND<0.19	ND<0.13	ND<0.19	ND<0.13	ND<0.13	ND<0.14	ND<0.13	ND<0.15	ND<0.15	ND<0.005	ND<0.3
				09/03/2025	ND<0.19	ND<0.19	ND<0.13	ND<0.19	ND<0.13	ND<0.13	ND<0.14	ND<0.13	ND<0.15	ND<0.15	ND<0.005	ND<0.3
				09/12/2025	ND<0.19	ND<0.19	ND<0.13	ND<0.19	ND<0.13	ND<0.13	ND<0.14	ND<0.13	ND<0.15	ND<0.15	ND<0.005	ND<0.3
				09/30/2025	ND<0.19	ND<0.19	ND<0.13	ND<0.19	ND<0.13	ND<0.13	ND<0.14	ND<0.13	ND<0.15	ND<0.15	ND<0.005	ND<0.3
				11/06/2025	ND<0.19	ND<0.19	ND<0.13	ND<0.19	ND<0.13	ND<0.13	ND<0.14	ND<0.13	ND<0.15	ND<0.15	ND<0.005	ND<0.3
				12/04/2025	ND<0.19	ND<0.19	ND<0.13	ND<0.19	ND<0.13	ND<0.13	ND<0.14	ND<0.13	ND<0.15	ND<0.15	ND<0.005	ND<0.3
				02/03/2026	ND<0.19	ND<0.19	ND<0.13	ND<0.19	ND<0.13	ND<0.13	ND<0.14	ND<0.13	ND<0.15	ND<0.15	ND<0.005	ND<0.3
				03/19/2026	ND<0.21	ND<0.28	ND<0.21	ND<0.50	ND<0.12	ND<0.19	ND<0.23	ND<0.21	ND<0.20	ND<0.18	ND<0.005	ND<0.3
				05/12/2026	ND<0.21	ND<0.28	ND<0.21	ND<0.50	ND<0.12	ND<0.19	ND<0.23	ND<0.21	ND<0.20	ND<0.18	ND<0.005	ND<0.3
				06/18/2026	ND<0.21	ND<0.28	ND<0.21	ND<0.50	ND<0.12	ND<0.19	ND<0.23	ND<0.21	ND<0.20	ND<0.18	ND<0.005	ND<0.3
				08/04/2026	ND<0.21	ND<0.28	ND<0.21	ND<0.50	ND<0.12	ND<0.19	ND<0.23	ND<0.21	ND<0.20	ND<0.18	ND<0.005	ND<0.3
			POET-Midfluent	03/18/2025	ND<0.19	ND<0.19	ND<0.13	ND<0.19	ND<0.13	ND<0.13	ND<0.14	ND<0.13	ND<0.15	ND<0.15	ND<0.005	ND<0.3
				04/14/2025	ND<0.19	ND<0.19	ND<0.13	ND<0.19	ND<0.13	ND<0.13	ND<0.14	ND<0.13	ND<0.15	ND<0.15	ND<0.005	ND<0.3
				05/12/2025	ND<0.19	ND<0.19	ND<0.13	ND<0.19	ND<0.13	ND<0.13	ND<0.14	ND<0.13	ND<0.15	ND<0.15	ND<0.005	ND<0.3
				07/07/2025	ND<0.19	ND<0.19	ND<0.13	ND<0.19	ND<0.13	ND<0.13	ND<0.14	ND<0.13	ND<0.15	ND<0.15	ND<0.005	ND<0.3
				09/03/2025	ND<0.19	ND<0.19	ND<0.13	ND<0.19	ND<0.13	ND<0.13	ND<0.14	ND<0.13	ND<0.15	ND<0.15	ND<0.005	ND<0.3
				09/12/2025	ND<0.19	ND<0.19	ND<0.13	ND<0.19	ND<0.13	ND<0.13	ND<0.14	ND<0.13	ND<0.15	ND<0.15	ND<0.005	ND<0.3
				09/30/2025	ND<0.19	ND<0.19	ND<0.13	ND<0.19	ND<0.13	ND<0.13	ND<0.14	ND<0.13	ND<0.15	ND<0.15	ND<0.005	ND<0.3
				11/06/2025	ND<0.19	ND<0.19	ND<0.13	ND<0.19	ND<0.13	ND<0.13	ND<0.14	ND<0.13	ND<0.15	ND<0.15	ND<0.005	ND<0.3
				12/04/2025	ND<0.19	ND<0.19	ND<0.13	ND<0.19	ND<0.13	ND<0.13	ND<0.14	ND<0.13	ND<0.15	ND<0.15	ND<0.005	ND<0.3
				02/03/2026	ND<0.19	ND<0.19	ND<0.13	ND<0.19	ND<0.13	ND<0.13	ND<0.14	ND<0.13	ND<0.15	ND<0.15	ND<0.005	ND<0.3
				03/19/2026	ND<0.21	ND<0.28	ND<0.21	ND<0.50	ND<0.12	ND<0.19	ND<0.23	ND<0.21	ND<0.20	ND<0.18	ND<0.005	ND<0.3
				05/12/2026	ND<0.21	ND<0.28	ND<0.21	ND<0.50	ND<0.12	ND<0.19	ND<0.23	ND<0.21	ND<0.20	ND<0.18	ND<0.005	ND<0.3
				06/18/2026	ND<0.21	ND<0.28	ND<0.21	ND<0.50	ND<0.12	ND<0.19	ND<0.23	ND<0.21	ND<0.20	ND<0.18	ND<0.005	ND<0.3
				08/04/2026	ND<0.21	ND<0.28	ND<0.21	ND<0.50	ND<0.12	ND<0.19	ND<0.23	ND<0.21	ND<0.20	ND<0.18	ND<0.005	ND<0.3
			POET-Effluent	03/18/2025	ND<0.19	ND<0.19	ND<0.13	ND<0.19	ND<0.13	ND<0.13	ND<0.14	ND<0.13	ND<0.15	ND<0.15	ND<0.005	ND<0.3
				04/14/2025	ND<0.19	ND<0.19	ND<0.13	ND<0.19	ND<0.13	ND<0.13	ND<0.14	ND<0.13	ND<0.15	ND<0.15	ND<0.005	ND<0.3
				05/12/2025	ND<0.19	ND<0.19	ND<0.13	ND<0.19	ND<0.13	ND<0.13	ND<0.14	ND<0.13	ND<0.15	ND<0.15	ND<0.005	ND<0.3
				07/07/2025	ND<0.19	ND<0.19	ND<0.13	ND<0.19	ND<0.13	ND<0.13	ND<0.14	ND<0.13	ND<0.15	ND<0.15	ND<0.005	ND<0.3
				09/03/2025	ND<0.19	ND<0.19	ND<0.13	ND<0.19	ND<0.13	ND<0.13	ND<0.14	ND<0.13	ND<0.15	ND<0.15	ND<0.005	ND<0.3
				09/12/2025	ND<0.19	ND<0.19	ND<0.13	ND<0.19	ND<0.13	ND<0.13	ND<0.14	ND<0.13	ND<0.15	ND<0.15	ND<0.005	ND<0.3
				09/30/2025	ND<0.19	ND<0.19	ND<0.13	ND<0.19	ND<0.13	ND<0.13	ND<0.14	ND<0.13	ND<0.15	ND<0.15	ND<0.005	ND<0.3
				11/06/2025	ND<0.19	ND<0.19	ND<0.13	ND<0.19	ND<0.13	ND<0.13	ND<0.14	ND<0.13	ND<0.15	ND<0.15	ND<0.005	ND<0.3
				12/04/2025	ND<0.19	ND<0.19	ND<0.13	ND<0.19	ND<0.13	ND<0.13	ND<0.14	ND<0.13	ND<0.15	ND<0.15	ND<0.005	ND<0.3
				02/03/2026	ND<0.19	ND<0.19	ND<0.13	ND<0.19	ND<0.13	ND<0.13	ND<0.14	ND<0.13	ND<0.15	ND<0.15	ND<0.005	ND<0.3
				03/19/2026	ND<0.21	ND<0.28	ND<0.21	ND<0.50	ND<0.12	ND<0.19	ND<0.23	ND<0.21	ND<0.20	ND<0.18	ND<0.005	ND<0.3
				05/12/2026	ND<0.21	ND<0.28	ND<0.21	ND<0.50	ND<0.12	ND<0.19	ND<0.23	ND<0.21	ND<0.20	ND<0.18	ND<0.005	ND<0.3
				06/18/2026	ND<0.21	ND<0.28	ND<0.21	ND<0.50	ND<0.12	ND<0.19	ND<0.23	ND<0.21	ND<0.20	ND<0.18	ND<0.005	ND<0.3
				08/04/2026	ND<0.21	ND<0.28	ND<0.21	ND<0.50	ND<0.12	ND<0.19	ND<0.23	ND<0.21	ND<0.20	ND<0.18	ND<0.005	ND<0.3

Table 1
Potable Well Analytical Results Summary

Redacted

Sample Address	Well Depth (feet)	Pump Depth (feet)	Sample Location	Date	Benzene (µg/L)	Toluene (µg/L)	Ethyl-benzene (µg/L)	Total Xylenes (µg/L)	MTBE (µg/L)	Isopropyl Benzene (µg/L)	Naph-thalene (µg/L)	1,2,4-Trimethyl-benzene (µg/L)	1,3,5-Trimethyl-benzene (µg/L)	1,2-Dichloro-ethane (µg/L)	1,2 Dibromo-ethane (µg/L)	Dissolved Lead (µg/L)
DEP MSCs for a Residential, Used Aquifer					5	1,000	700	10,000	20	840	100	130	130	5	0.05	5
			Outside Spigot	02/05/2025	ND<0.50	ND<0.50	ND<0.50	ND<0.50	ND<0.50	ND<0.50	ND<0.50	ND<0.50	ND<0.50	ND<0.50	ND<0.0094	4.0
				02/27/2025	ND<0.10	ND<0.10	ND<0.10	ND<0.10	ND<0.10	ND<0.10	ND<0.20	ND<0.10	ND<0.10	ND<0.10	ND<0.0095	1.1
			Kitchen Sink (post charcoal treatment)	02/27/2025	ND<0.10	ND<0.10	ND<0.10	ND<0.10	ND<0.10	ND<0.10	ND<0.20	ND<0.10	ND<0.10	ND<0.10	ND<0.0095	ND<0.12
			POET-Influent	03/04/2025	ND<0.19	ND<0.19	ND<0.13	ND<0.19	ND<0.13	ND<0.13	ND<0.14	ND<0.13	ND<0.15	ND<0.15	ND<0.005	ND<0.3
				03/31/2025	ND<0.19	ND<0.19	ND<0.13	ND<0.19	ND<0.13	ND<0.13	ND<0.14	ND<0.13	ND<0.15	ND<0.15	ND<0.005	ND<0.3
				04/28/2025	ND<0.19	ND<0.19	ND<0.13	ND<0.19	ND<0.13	ND<0.13	ND<0.14	ND<0.13	ND<0.15	ND<0.15	ND<0.005	ND<0.3
				05/27/2025	0.21 J	ND<0.19	ND<0.13	ND<0.19	ND<0.13	ND<0.13	ND<0.14	ND<0.13	ND<0.15	ND<0.15	ND<0.005	ND<0.3
				07/21/2025	ND<0.19	ND<0.19	ND<0.13	ND<0.19	ND<0.13	ND<0.13	ND<0.14	ND<0.13	ND<0.15	ND<0.15	ND<0.005	ND<0.3
				09/08/2025	ND<0.19	ND<0.19	ND<0.13	ND<0.19	ND<0.13	ND<0.13	ND<0.14	ND<0.13	ND<0.15	ND<0.15	ND<0.005	ND<0.3
				10/24/2025	ND<0.19	ND<0.19	ND<0.13	ND<0.19	ND<0.13	ND<0.13	ND<0.14	ND<0.13	ND<0.15	ND<0.15	ND<0.005	ND<0.3
				12/17/2025	ND<0.19	ND<0.19	ND<0.13	ND<0.19	ND<0.13	ND<0.13	ND<0.14	ND<0.13	ND<0.15	ND<0.15	ND<0.005	ND<0.3
				02/19/2026	ND<0.19	ND<0.19	ND<0.13	ND<0.19	ND<0.13	ND<0.13	ND<0.14	ND<0.13	ND<0.15	ND<0.15	ND<0.005	ND<0.3
				05/07/2026	ND<0.21	ND<0.28	ND<0.21	ND<0.50	ND<0.12	ND<0.19	ND<0.23	ND<0.21	ND<0.20	ND<0.18	ND<0.005	ND<0.3
				07/08/2026	ND<0.21	ND<0.28	ND<0.21	ND<0.50	ND<0.12	ND<0.19	ND<0.23	ND<0.21	ND<0.20	ND<0.18	ND<0.005	ND<0.3
			POET-Midfluent	03/04/2025	ND<0.19	ND<0.19	ND<0.13	ND<0.19	ND<0.13	ND<0.13	ND<0.14	ND<0.13	ND<0.15	ND<0.15	ND<0.005	ND<0.3
				03/31/2025	ND<0.19	ND<0.19	ND<0.13	ND<0.19	ND<0.13	ND<0.13	ND<0.14	ND<0.13	ND<0.15	ND<0.15	ND<0.005	ND<0.3
				04/28/2025	ND<0.19	ND<0.19	ND<0.13	ND<0.19	ND<0.13	ND<0.13	ND<0.14	ND<0.13	ND<0.15	ND<0.15	ND<0.005	ND<0.3
				05/27/2025	ND<0.19	ND<0.19	ND<0.13	ND<0.19	ND<0.13	ND<0.13	ND<0.14	ND<0.13	ND<0.15	ND<0.15	ND<0.005	ND<0.3
				07/21/2025	ND<0.19	ND<0.19	ND<0.13	ND<0.19	ND<0.13	ND<0.13	ND<0.14	ND<0.13	ND<0.15	ND<0.15	ND<0.005	ND<0.3
				09/08/2025	ND<0.19	ND<0.19	ND<0.13	ND<0.19	ND<0.13	ND<0.13	ND<0.14	ND<0.13	ND<0.15	ND<0.15	ND<0.005	ND<0.3
				10/24/2025	ND<0.19	ND<0.19	ND<0.13	ND<0.19	ND<0.13	ND<0.13	ND<0.14	ND<0.13	ND<0.15	ND<0.15	ND<0.005	ND<0.3
				12/17/2025	ND<0.19	ND<0.19	ND<0.13	ND<0.19	ND<0.13	ND<0.13	ND<0.14	ND<0.13	ND<0.15	ND<0.15	ND<0.005	ND<0.3
				02/19/2026	ND<0.19	ND<0.19	ND<0.13	ND<0.19	ND<0.13	ND<0.13	ND<0.14	ND<0.13	ND<0.15	ND<0.15	ND<0.005	ND<0.3
				05/07/2026	ND<0.21	ND<0.28	ND<0.21	ND<0.50	ND<0.12	ND<0.19	ND<0.23	ND<0.21	ND<0.20	ND<0.18	ND<0.005	ND<0.3
				07/08/2026	ND<0.21	ND<0.28	ND<0.21	ND<0.50	ND<0.12	ND<0.19	ND<0.23	ND<0.21	ND<0.20	ND<0.18	ND<0.005	ND<0.3
			POET-Effluent	03/04/2025	ND<0.19	ND<0.19	ND<0.13	ND<0.19	ND<0.13	ND<0.13	ND<0.14	ND<0.13	ND<0.15	ND<0.15	ND<0.005	ND<0.3
				03/31/2025	ND<0.19	ND<0.19	ND<0.13	ND<0.19	ND<0.13	ND<0.13	ND<0.14	ND<0.13	ND<0.15	ND<0.15	ND<0.005	ND<0.3
				04/28/2025	ND<0.19	ND<0.19	ND<0.13	ND<0.19	ND<0.13	ND<0.13	ND<0.14	ND<0.13	ND<0.15	ND<0.15	ND<0.005	ND<0.3
				05/27/2025	ND<0.19	ND<0.19	ND<0.13	ND<0.19	ND<0.13	ND<0.13	ND<0.14	ND<0.13	ND<0.15	ND<0.15	ND<0.005	ND<0.3
				07/21/2025	ND<0.19	ND<0.19	ND<0.13	ND<0.19	ND<0.13	ND<0.13	ND<0.14	ND<0.13	ND<0.15	ND<0.15	ND<0.005	ND<0.3
				09/08/2025	ND<0.19	ND<0.19	ND<0.13	ND<0.19	ND<0.13	ND<0.13	ND<0.14	ND<0.13	ND<0.15	ND<0.15	ND<0.005	ND<0.3
				10/24/2025	ND<0.19	ND<0.19	ND<0.13	ND<0.19	ND<0.13	ND<0.13	ND<0.14	ND<0.13	ND<0.15	ND<0.15	ND<0.005	ND<0.3
				12/17/2025	ND<0.19	ND<0.19	ND<0.13	ND<0.19	ND<0.13	ND<0.13	ND<0.14	ND<0.13	ND<0.15	ND<0.15	ND<0.005	ND<0.3
				02/19/2026	ND<0.19	ND<0.19	ND<0.13	ND<0.19	ND<0.13	ND<0.13	ND<0.14	ND<0.13	ND<0.15	ND<0.15	ND<0.005	ND<0.3
				05/07/2026	ND<0.21	ND<0.28	ND<0.21	ND<0.50	ND<0.12	ND<0.19	ND<0.23	ND<0.21	ND<0.20	ND<0.18	ND<0.005	ND<0.3
				07/08/2026	ND<0.21	ND<0.28	ND<0.21	ND<0.50	ND<0.12	ND<0.19	ND<0.23	ND<0.21	ND<0.20	ND<0.18	ND<0.005	ND<0.3

Table 1
Potable Well Analytical Results Summary

Sample Address	Well Depth (feet)	Pump Depth (feet)	Sample Location	Date	Benzene (µg/L)	Toluene (µg/L)	Ethyl-benzene (µg/L)	Total Xylenes (µg/L)	MTBE (µg/L)	Isopropyl Benzene (µg/L)	Naph-thalene (µg/L)	1,2,4-Trimethyl-benzene (µg/L)	1,3,5-Trimethyl-benzene (µg/L)	1,2-Dichloro-ethane (µg/L)	1,2 Dibromo-ethane (µg/L)	Dissolved Lead (µg/L)
DEP MSCs for a Residential, Used Aquifer					**5**	**1,000**	**700**	**10,000**	**20**	**840**	**100**	**130**	**130**	**5**	**0.05**	**5**
Redacted			Outside Spigot	09/25/2023	ND<0.50	ND<0.50	ND<0.50	ND<0.50	ND<0.50	ND<0.50	ND<0.50	ND<0.50	ND<0.50	-	-	-
			Outside Spigot (Pre-Kitchen Sink (Post-Treatment)	01/31/2025	**39**	7.9	49	230	0.2	18	**160**	ND<0.50	**180**	ND<0.50	ND<0.0094	ND<0.12
				01/31/2025	ND<0.50	ND<0.50	ND<0.50	ND<0.50	ND<0.50	ND<0.50	ND<0.50	ND<0.50	ND<0.50	ND<0.50	ND<0.0094	0.63
				03/10/2026	0.39 J	ND<0.28	ND<0.21	ND<0.50	ND<0.12	ND<0.19	ND<0.23	ND<0.21	ND<0.20	ND<0.18	ND<0.005	ND<0.3
			POET-Influent	02/14/2025	**92**	80	41	310	0.33 J	13	**110**	**280**	**120**	ND<0.10	ND<0.0095	ND<0.12
				02/24/2025	**58**	9.4	ND<0.10	250	0.42 J	ND<0.10	**140**	**450**	**200**	ND<0.10	ND<0.0094	ND<0.12
				03/21/2025	**150**	36	17	390	0.30 J	9.8	**120**	**480**	**210**	4.3	ND<0.005	ND<0.3
				04/23/2025	**39**	5.5	7.5	200	0.64	3.6	82	**240**	98	ND<0.15	ND<0.005	ND<0.3
				05/19/2025	**8.0**	1.8	5.8	84	ND<0.13	3.6	**110**	**280**	**160**	ND<0.15	ND<0.005	ND<0.3
				06/19/2025	**32**	19	5.7	120	0.39 J	1.3	28	95	86	0.76	ND<0.005	ND<0.3
				07/03/2025	**13**	310	10	280	ND<0.13	3.2	34	**190**	**150**	0.16 J	ND<0.005	ND<0.3
				07/24/2025	0.98	11	3.4	80	0.51	1.2	20	72	99	ND<0.15	ND<0.005	ND<0.3
				09/02/2025	ND<0.19	ND<0.19	0.24 J	2.7	ND<0.13	0.21 J	2.7	14	68	ND<0.15	ND<0.005	ND<0.3
				09/18/2025	ND<0.19	ND<0.19	ND<0.13	0.90 J	ND<0.13	ND<0.13	0.92	2.7	66	ND<0.15	ND<0.005	1.0 J
				10/02/2025	0.51	1.4	1.7	17	0.20 J	0.63	8.2	38	76	ND<0.15	ND<0.005	ND<0.3
				10/28/2025	ND<0.19	0.30 J	0.22 J	3.7	ND<0.13	ND<0.13	2.0	8.9	23	ND<0.15	ND<0.005	ND<0.3
				12/18/2025	0.60	2.1	1.8	21	ND<0.13	0.56	10	36	56	ND<0.15	ND<0.005	ND<0.3
				01/14/2026	1.3	3.8	4.4	42	ND<0.13	1.0	17	60	67	ND<0.15	ND<0.005	ND<0.3
				02/12/2026	1.0	2.0	3.8	36	ND<0.13	1.0	17	68	73	ND<0.15	ND<0.005	ND<0.3
				03/10/2026	1.4	1.1	2.1	22	0.25 J	0.61	12	36	35	ND<0.18	ND<0.005	ND<0.3
				04/28/2026	3.3	4.1	4.8	44	0.13 J	1.4	21	85	75	ND<0.18	ND<0.005	ND<0.3
				05/27/2026	0.25 J	0.38 J	1.3	13	ND<0.12	0.61	9.3	47	52	ND<0.18	ND<0.005	ND<0.3
				06/23/2026	0.86	0.77	2.7	32	ND<0.12	1.0	19	57	50	ND<0.18	ND<0.005	ND<0.3
				07/02/2026	1.0	1.4	3.1	49	ND<0.12	1.0	28	74	64	ND<0.18	ND<0.005	ND<0.3
				07/09/2026	0.65	0.62	1.8	23	ND<0.12	0.63	14	42	39	ND<0.18	ND<0.005	ND<0.3
1			POET-Midfluent	02/14/2025	ND<0.10	ND<0.10	ND<0.10	ND<0.10	ND<0.10	ND<0.10	ND<0.20	ND<0.10	ND<0.10	ND<0.10	ND<0.0094	ND<0.12
				02/24/2025	ND<0.10	ND<0.10	ND<0.10	ND<0.10	ND<0.10	ND<0.10	ND<0.20	ND<0.10	ND<0.10	ND<0.10	ND<0.0095	ND<0.12
				03/21/2025	ND<0.19	ND<0.19	ND<0.13	ND<0.19	ND<0.13	ND<0.13	ND<0.14	ND<0.13	ND<0.15	ND<0.15	ND<0.005	ND<0.3
				04/23/2025	ND<0.19	ND<0.19	ND<0.13	ND<0.19	ND<0.13	ND<0.13	ND<0.14	ND<0.13	ND<0.15	ND<0.15	ND<0.005	ND<0.3
				05/19/2025	ND<0.19	ND<0.19	ND<0.13	ND<0.19	ND<0.13	ND<0.13	ND<0.14	ND<0.13	ND<0.15	ND<0.15	ND<0.005	ND<0.3
				06/19/2025	ND<0.19	ND<0.19	ND<0.13	ND<0.19	ND<0.13	ND<0.13	ND<0.14	ND<0.13	ND<0.15	ND<0.15	ND<0.005	ND<0.3
				07/03/2025	ND<0.19	ND<0.19	ND<0.13	ND<0.19	ND<0.13	ND<0.13	ND<0.14	ND<0.13	ND<0.15	ND<0.15	ND<0.005	ND<0.3
				07/24/2025	ND<0.19	ND<0.19	ND<0.13	ND<0.19	ND<0.13	ND<0.13	ND<0.14	ND<0.13	ND<0.15	ND<0.15	ND<0.005	ND<0.3
				09/02/2025	ND<0.19	ND<0.19	ND<0.13	ND<0.19	ND<0.13	ND<0.13	ND<0.14	0.17 J	0.17 J	ND<0.15	ND<0.005	ND<0.3
				09/18/2025	ND<0.19	ND<0.19	ND<0.13	ND<0.19	ND<0.13	ND<0.13	ND<0.14	ND<0.13	ND<0.15	ND<0.15	ND<0.005	1.4
				10/02/2025	ND<0.19	ND<0.19	ND<0.13	ND<0.19	ND<0.13	ND<0.13	ND<0.14	ND<0.13	ND<0.15	ND<0.15	ND<0.005	ND<0.3
				10/28/2025	ND<0.19	ND<0.19	ND<0.13	ND<0.19	ND<0.13	ND<0.13	ND<0.14	ND<0.13	ND<0.15	ND<0.15	ND<0.005	ND<0.3
				12/18/2025	ND<0.19	ND<0.19	ND<0.13	ND<0.19	ND<0.13	ND<0.13	ND<0.14	ND<0.13	ND<0.15	ND<0.15	ND<0.005	ND<0.3
				01/14/2026	ND<0.19	ND<0.19	ND<0.13	ND<0.19	ND<0.13	ND<0.13	ND<0.14	ND<0.13	ND<0.15	ND<0.15	ND<0.005	ND<0.3
				02/12/2026	ND<0.19	ND<0.19	ND<0.13	ND<0.19	ND<0.13	ND<0.13	ND<0.14	ND<0.13	ND<0.15	ND<0.15	ND<0.005	ND<0.3
				03/10/2026	ND<0.21	ND<0.28	ND<0.21	ND<0.50	ND<0.12	ND<0.19	ND<0.23	ND<0.21	ND<0.20	ND<0.18	ND<0.005	ND<0.3
				04/28/2026	ND<0.21	ND<0.28	ND<0.21	ND<0.50	ND<0.12	ND<0.19	ND<0.23	ND<0.21	ND<0.20	ND<0.18	ND<0.005	ND<0.3
				05/27/2026	ND<0.21	ND<0.28	ND<0.21	ND<0.50	ND<0.12	ND<0.19	ND<0.23	ND<0.21	ND<0.20	ND<0.18	ND<0.005	ND<0.3
				06/23/2026	ND<0.21	ND<0.28	ND<0.21	ND<0.50	ND<0.12	ND<0.19	ND<0.23	ND<0.21	ND<0.20	ND<0.18	ND<0.005	ND<0.3
				07/02/2026	ND<0.21	ND<0.28	ND<0.21	ND<0.50	ND<0.12	ND<0.19	ND<0.23	ND<0.21	ND<0.20	ND<0.18	ND<0.005	ND<0.3
				07/09/2026	ND<0.21	ND<0.28	ND<0.21	ND<0.50	ND<0.12	ND<0.19	ND<0.23	ND<0.21	ND<0.20	ND<0.18	ND<0.005	ND<0.3
			POET-Effluent	02/14/2025	ND<0.10	ND<0.10	ND<0.10	ND<0.10	ND<0.10	ND<0.10	ND<0.20	ND<0.10	ND<0.10	ND<0.10	ND<0.0094	ND<0.12
				02/24/2025	ND<0.10	ND<0.10	ND<0.10	ND<0.10	ND<0.10	ND<0.10	ND<0.20	ND<0.10	ND<0.10	ND<0.10	ND<0.0093	ND<0.12
				03/21/2025	ND<0.19	ND<0.19	ND<0.13	ND<0.19	ND<0.13	ND<0.13	ND<0.14	ND<0.13	ND<0.15	ND<0.15	ND<0.005	ND<0.3
				04/23/2025	ND<0.19	ND<0.19	ND<0.13	ND<0.19	ND<0.13	ND<0.13	ND<0.14	ND<0.13	ND<0.15	ND<0.15	ND<0.005	ND<0.3
				05/19/2025	ND<0.19	ND<0.19	ND<0.13	ND<0.19	ND<0.13	ND<0.13	ND<0.14	ND<0.13	ND<0.15	ND<0.15	ND<0.005	ND<0.3
				06/19/2025	ND<0.19	ND<0.19	ND<0.13	ND<0.19	ND<0.13	ND<0.13	ND<0.14	ND<0.13	ND<0.15	ND<0.15	ND<0.005	ND<0.3
				07/03/2025	ND<0.19	ND<0.19	ND<0.13	ND<0.19	ND<0.13	ND<0.13	ND<0.14	ND<0.13	ND<0.15	ND<0.15	ND<0.005	ND<0.3
				07/24/2025	ND<0.19	ND<0.19	ND<0.13	ND<0.19	ND<0.13	ND<0.13	ND<0.14	ND<0.13	ND<0.15	ND<0.15	ND<0.005	ND<0.3
				09/02/2025	ND<0.19	ND<0.19	ND<0.13	ND<0.19	ND<0.13	ND<0.13	ND<0.14	ND<0.13	ND<0.15	ND<0.15	ND<0.005	ND<0.3
				09/18/2025	ND<0.19	ND<0.19	ND<0.13	ND<0.19	ND<0.13	ND<0.13	ND<0.14	ND<0.13	ND<0.15	ND<0.15	ND<0.005	1.2
				10/02/2025	ND<0.19	ND<0.19	ND<0.13	ND<0.19	ND<0.13	ND<0.13	ND<0.14	ND<0.13	ND<0.15	ND<0.15	ND<0.005	ND<0.3
				10/28/2025	ND<0.19	ND<0.19	ND<0.13	ND<0.19	ND<0.13	ND<0.13	ND<0.14	ND<0.13	ND<0.15	ND<0.15	ND<0.005	ND<0.3
				12/18/2025	ND<0.19	ND<0.19	ND<0.13	ND<0.19	ND<0.13	ND<0.13	ND<0.14	ND<0.13	ND<0.15	ND<0.15	ND<0.005	ND<0.3
				01/14/2026	ND<0.19	ND<0.19	ND<0.13	ND<0.19	ND<0.13	ND<0.13	ND<0.14	ND<0.13	ND<0.15	ND<0.15	ND<0.005	ND<0.3
				02/12/2026	ND<0.19	ND<0.19	ND<0.13	ND<0.19	ND<0.13	ND<0.13	ND<0.14	ND<0.13	ND<0.15	ND<0.15	ND<0.005	ND<0.3
				03/10/2026	ND<0.21	ND<0.28	ND<0.21	ND<0.50	ND<0.12	ND<0.19	ND<0.23	ND<0.21	ND<0.20	ND<0.18	ND<0.005	ND<0.3
				04/28/2026	ND<0.21	ND<0.28	ND<0.21	ND<0.50	ND<0.12	ND<0.19	ND<0.23	ND<0.21	ND<0.20	ND<0.18	ND<0.005	ND<0.3
				05/27/2026	ND<0.21	ND<0.28	ND<0.21	ND<0.50	ND<0.12	ND<0.19	ND<0.23	ND<0.21	ND<0.20	ND<0.18	ND<0.005	ND<0.3
				06/23/2026	ND<0.21	0.58	ND<0.21	ND<0.50	ND<0.12	ND<0.19	ND<0.23	ND<0.21	ND<0.20	ND<0.18	ND<0.005	ND<0.3
				07/02/2026	ND<0.21	ND<0.28	ND<0.21	ND<0.50	ND<0.12	ND<0.19	ND<0.23	ND<0.21	ND<0.20	ND<0.18	ND<0.005	ND<0.3
				07/09/2026	ND<0.21	ND<0.28	ND<0.21	ND<0.50	ND<0.12	ND<0.19	ND<0.23	ND<0.21	ND<0.20	ND<0.18	ND<0.005	ND<0.3
			Effluent - Upstairs Bathroom	07/24/2025	ND<0.19	ND<0.19	ND<0.13	ND<0.19	ND<0.13	ND<0.13	ND<0.14	ND<0.13	ND<0.15	ND<0.15	ND<0.005	**13.6**
1			POET - Influent	08/03/2026	ND<0.21	3.7	1.0	5.7	ND<0.12	0.21 J	2.3*	12	14	ND<0.18	ND<0.005	ND<0.3430
			POET - Midfluent	08/03/2026	ND<0.21	ND<0.28	ND<0.21	ND<0.50	ND<0.12	ND<0.19	ND<0.23	ND<0.21	ND<0.20	ND<0.18	ND<0.005	ND<0.3430
			POET - Effluent	08/03/2026	ND<0.21	ND<0.28	ND<0.21	ND<0.50	ND<0.12	ND<0.19	ND<0.23	ND<0.21	ND<0.20	ND<0.18	ND<0.005	ND<0.3430

Table 1
Potable Well Analytical Results Summary

Sample Address	Well Depth (feet)	Pump Depth (feet)	Sample Location	Date	Benzene (µg/L)	Toluene (µg/L)	Ethyl-benzene (µg/L)	Total Xylenes (µg/L)	MTBE (µg/L)	Isopropyl Benzene (µg/L)	Naph-thalene (µg/L)	1,2,4-Trimethyl-benzene (µg/L)	1,3,5-Trimethyl-benzene (µg/L)	1,2-Dichloro-ethane (µg/L)	1,2 Dibromo-ethane (µg/L)	Dissolved Lead (µg/L)
DEP MSCs for a Residential, Used Aquifer					5	1,000	700	10,000	20	840	100	130	130	5	0.05	5
Redacted			Kitchen Sink	02/24/2025	ND<0.10	ND<0.10	ND<0.10	ND<0.10	ND<0.10	ND<0.10	ND<0.20	ND<0.10	ND<0.10	ND<0.10	ND<0.0092	0.17 J
			Pressure Tank (Influent)	01/31/2025	ND<0.10	ND<0.10	ND<0.10	ND<0.10	ND<0.10	ND<0.10	ND<0.20	ND<0.10	ND<0.10	ND<0.10	ND<0.0094	ND<0.12
				02/24/2025	ND<0.10	ND<0.10	ND<0.10	ND<0.10	ND<0.10	ND<0.10	ND<0.20	ND<0.10	ND<0.10	ND<0.10	ND<0.0092	ND<0.12
				03/29/2025	ND<0.19	ND<0.19	ND<0.13	ND<0.19	ND<0.13	ND<0.13	ND<0.14	ND<0.13	ND<0.15	ND<0.15	ND<0.005	ND<0.3
				05/08/2025	ND<0.19	ND<0.19	ND<0.13	ND<0.19	ND<0.13	ND<0.13	ND<0.14	ND<0.13	ND<0.15	ND<0.15	ND<0.005	ND<0.3
				06/30/2025	ND<0.19	ND<0.19	ND<0.13	ND<0.19	ND<0.13	ND<0.13	ND<0.14	ND<0.13	ND<0.15	ND<0.15	ND<0.005	ND<0.3
				09/16/2025	ND<0.19	ND<0.19	ND<0.13	ND<0.19	ND<0.13	ND<0.13	ND<0.14	ND<0.13	ND<0.15	ND<0.15	ND<0.005	ND<0.3
				07/09/2026	ND<0.21	ND<0.28	ND<0.21	ND<0.50	ND<0.12	ND<0.19	ND<0.23	ND<0.21	ND<0.20	ND<0.18	ND<0.005	ND<0.3
			POET-Influent	04/22/2026	ND<0.21	ND<0.28	ND<0.21	ND<0.50	ND<0.12	ND<0.19	ND<0.23	ND<0.21	ND<0.20	ND<0.18	ND<0.005	ND<0.3
				04/22/2026	ND<0.21	ND<0.28	ND<0.21	ND<0.50	ND<0.12	ND<0.19	ND<0.23	ND<0.21	ND<0.20	ND<0.18	ND<0.005	ND<0.3
			POET-Midfluent	03/29/2025	ND<0.19	ND<0.19	ND<0.13	ND<0.19	ND<0.13	ND<0.13	ND<0.14	ND<0.13	ND<0.15	ND<0.15	ND<0.005	ND<0.3
				05/08/2025	ND<0.19	ND<0.19	ND<0.13	ND<0.19	ND<0.13	ND<0.13	ND<0.14	ND<0.13	ND<0.15	ND<0.15	ND<0.005	0.6 J
				06/30/2025	ND<0.19	ND<0.19	ND<0.13	ND<0.19	ND<0.13	ND<0.13	ND<0.14	ND<0.13	ND<0.15	ND<0.15	ND<0.005	ND<0.3
				09/16/2025	ND<0.19	ND<0.19	ND<0.13	ND<0.19	ND<0.13	ND<0.13	ND<0.14	ND<0.13	ND<0.15	ND<0.15	ND<0.005	ND<0.3
				01/12/2026	ND<0.19	ND<0.19	ND<0.13	ND<0.19	ND<0.13	ND<0.13	ND<0.14	ND<0.13	ND<0.15	ND<0.15	ND<0.005	ND<0.3
				04/22/2026	ND<0.21	ND<0.28	ND<0.21	ND<0.50	ND<0.12	ND<0.19	ND<0.23	ND<0.21	ND<0.20	ND<0.18	ND<0.005	ND<0.3
				07/09/2026	ND<0.21	ND<0.28	ND<0.21	ND<0.50	ND<0.12	ND<0.19	ND<0.23	ND<0.21	ND<0.20	ND<0.18	ND<0.005	ND<0.3
			POET-Effluent	03/29/2025	ND<0.19	ND<0.19	ND<0.13	ND<0.19	ND<0.13	ND<0.13	ND<0.14	ND<0.13	ND<0.15	ND<0.15	ND<0.005	ND<0.3
				05/08/2025	ND<0.19	ND<0.19	ND<0.13	ND<0.19	ND<0.13	ND<0.13	ND<0.14	ND<0.13	ND<0.15	ND<0.15	ND<0.005	ND<0.3
				06/30/2025	ND<0.19	ND<0.19	ND<0.13	ND<0.19	ND<0.13	ND<0.13	ND<0.14	ND<0.13	ND<0.15	ND<0.15	ND<0.005	ND<0.3
				09/16/2025	ND<0.19	ND<0.19	ND<0.13	ND<0.19	ND<0.13	ND<0.13	ND<0.14	ND<0.13	ND<0.15	ND<0.15	ND<0.005	ND<0.3
				01/12/2026	ND<0.19	ND<0.19	ND<0.13	ND<0.19	ND<0.13	ND<0.13	ND<0.14	ND<0.13	ND<0.15	ND<0.15	ND<0.005	ND<0.3
				04/22/2026	ND<0.21	ND<0.28	ND<0.21	ND<0.50	ND<0.12	ND<0.19	ND<0.23	ND<0.21	ND<0.20	ND<0.18	ND<0.005	ND<0.3
				07/09/2026	ND<0.21	ND<0.28	ND<0.21	ND<0.50	ND<0.12	ND<0.19	ND<0.23	ND<0.21	ND<0.20	ND<0.18	ND<0.005	ND<0.3
			Pressure Tank (Influent)	02/05/2025	ND<0.50	ND<0.50	ND<0.50	ND<0.50	ND<0.50	ND<0.50	ND<0.50	ND<0.50	ND<0.50	ND<0.50	ND<0.0094	0.52
				02/26/2025	ND<0.10	ND<0.10	ND<0.10	ND<0.10	ND<0.10	ND<0.10	ND<0.20	ND<0.10	ND<0.10	ND<0.10	ND<0.0094	ND<0.12
				03/20/2025	ND<0.19	ND<0.19	ND<0.13	ND<0.19	ND<0.13	ND<0.13	ND<0.14	ND<0.13	ND<0.15	ND<0.15	ND<0.005	ND<0.3
				04/15/2025	ND<0.19	ND<0.19	ND<0.13	ND<0.19	ND<0.13	ND<0.13	ND<0.14	ND<0.13	ND<0.15	ND<0.15	ND<0.005	ND<0.3
				05/09/2025	ND<0.19	ND<0.19	ND<0.13	ND<0.19	ND<0.13	ND<0.13	ND<0.14	ND<0.13	ND<0.15	ND<0.15	ND<0.005	ND<0.3
				07/02/2025	ND<0.19	ND<0.19	ND<0.13	ND<0.19	ND<0.13	ND<0.13	ND<0.14	ND<0.13	ND<0.15	ND<0.15	ND<0.005	ND<0.3
				08/27/2025	ND<0.19	ND<0.19	ND<0.13	ND<0.19	ND<0.13	ND<0.13	ND<0.14	ND<0.13	ND<0.15	ND<0.15	ND<0.005	ND<0.3
				02/20/2026	ND<0.19	ND<0.19	ND<0.13	ND<0.19	ND<0.13	ND<0.13	ND<0.14	ND<0.13	ND<0.15	ND<0.15	ND<0.005	ND<0.3
				04/24/2026	ND<0.21	ND<0.28	ND<0.21	ND<0.50	ND<0.12	ND<0.19	ND<0.23	ND<0.21	ND<0.20	ND<0.18	ND<0.005	ND<0.3
				06/29/2026	ND<0.21	ND<0.28	ND<0.21	ND<0.50	ND<0.12	ND<0.19	ND<0.23	ND<0.21	ND<0.20	ND<0.18	ND<0.005	ND<0.3
			Outside Hose Spigot	05/11/2026	ND<0.21	ND<0.28	ND<0.21	ND<0.50	ND<0.12	ND<0.19	ND<0.23	ND<0.21	ND<0.20	ND<0.18	ND<0.005	ND<0.3
			POET-Influent	11/21/2025	ND<0.19	ND<0.19	ND<0.13	ND<0.19	ND<0.13	ND<0.13	ND<0.14	ND<0.13	ND<0.15	ND<0.15	NA	ND<0.3
			Kitchen Sink (Effluent)	03/20/2025	ND<0.19	ND<0.19	ND<0.13	ND<0.19	ND<0.13	ND<0.13	ND<0.14	ND<0.13	ND<0.15	ND<0.15	ND<0.005	ND<0.3
				04/15/2025	ND<0.19	ND<0.19	ND<0.13	ND<0.19	ND<0.13	ND<0.13	ND<0.14	ND<0.13	ND<0.15	ND<0.15	ND<0.005	ND<0.3
				05/09/2025	ND<0.19	ND<0.19	ND<0.13	ND<0.19	ND<0.13	ND<0.13	ND<0.14	ND<0.13	ND<0.15	ND<0.15	ND<0.005	ND<0.3
				07/02/2025	ND<0.19	ND<0.19	ND<0.13	ND<0.19	ND<0.13	ND<0.13	ND<0.14	ND<0.13	ND<0.15	ND<0.15	ND<0.005	ND<0.3
				08/27/2025	ND<0.19	ND<0.19	ND<0.13	ND<0.19	ND<0.13	ND<0.13	ND<0.14	ND<0.13	ND<0.15	ND<0.15	ND<0.005	ND<0.3
				02/20/2026	ND<0.19	ND<0.19	ND<0.13	ND<0.19	ND<0.13	ND<0.13	ND<0.14	ND<0.13	ND<0.15	ND<0.15	ND<0.005	ND<0.3
				04/24/2026	ND<0.21	ND<0.28	ND<0.21	ND<0.50	ND<0.12	ND<0.19	ND<0.23	ND<0.21	ND<0.20	ND<0.18	ND<0.005	ND<0.3
				06/29/2026	ND<0.21	ND<0.28	ND<0.21	ND<0.50	ND<0.12	ND<0.19	ND<0.23	ND<0.21	ND<0.20	ND<0.18	ND<0.005	ND<0.3
			POET-Effluent	11/21/2025	ND<0.19	ND<0.19	ND<0.13	ND<0.19	ND<0.13	ND<0.13	ND<0.14	ND<0.13	ND<0.15	ND<0.15	NA	ND<0.3
			Laundry Room Sink	02/06/2025	ND<0.50	ND<0.50	ND<0.50	ND<0.50	ND<0.50	ND<0.50	ND<0.50	ND<0.50	ND<0.50	ND<0.50	ND<0.0094	ND<0.12
			Kitchen Sink	03/01/2025	ND<0.19	ND<0.19	ND<0.13	ND<0.19	ND<0.13	ND<0.13	ND<0.14	ND<0.13	ND<0.15	ND<0.15	ND<0.005	ND<0.3
				03/28/2025	ND<0.19	ND<0.19	ND<0.13	ND<0.19	ND<0.13	ND<0.13	ND<0.14	ND<0.13	ND<0.15	ND<0.15	ND<0.005	ND<0.3
			POET-Influent	05/05/2025	ND<0.19	ND<0.19	0.19 J	0.89 J	ND<0.13	ND<0.13	ND<0.14	ND<0.13	ND<0.15	ND<0.15	ND<0.005	ND<0.3
				06/02/2025	ND<0.19	ND<0.19	ND<0.13	ND<0.19	ND<0.13	ND<0.13	ND<0.14	ND<0.13	ND<0.15	ND<0.15	ND<0.005	ND<0.3
				07/31/2025	ND<0.19	ND<0.19	ND<0.13	ND<0.19	ND<0.13	ND<0.13	ND<0.14	ND<0.13	ND<0.15	ND<0.15	ND<0.005	ND<0.3
				10/03/2025	ND<0.19	ND<0.19	ND<0.13	ND<0.19	ND<0.13	ND<0.13	ND<0.14	ND<0.13	ND<0.15	ND<0.15	ND<0.005	ND<0.3
				12/01/2025	ND<0.19	ND<0.19	ND<0.13	ND<0.19	ND<0.13	ND<0.13	ND<0.14	ND<0.13	ND<0.15	ND<0.15	ND<0.005	ND<0.3
				02/02/2026	ND<0.19	ND<0.19	ND<0.13	ND<0.19	ND<0.13	ND<0.13	ND<0.14	ND<0.13	ND<0.15	ND<0.15	ND<0.005	ND<0.3
				04/30/2026	ND<0.21	ND<0.28	ND<0.21	ND<0.50	ND<0.12	ND<0.19	ND<0.23	ND<0.21	ND<0.20	ND<0.18	ND<0.005	ND<0.3
				06/25/2026	ND<0.21	ND<0.28	ND<0.21	ND<0.50	ND<0.12	ND<0.19	ND<0.23	ND<0.21	ND<0.20	ND<0.18	ND<0.005	ND<0.3
				08/19/2026	ND<0.21	ND<0.28	ND<0.21	ND<0.50	ND<0.12	ND<0.19	ND<0.23	ND<0.21	ND<0.20	ND<0.18	ND<0.005	ND<0.3
			POET-Midfluent	05/05/2025	ND<0.19	ND<0.19	ND<0.13	ND<0.19	ND<0.13	ND<0.13	ND<0.14	ND<0.13	ND<0.15	ND<0.15	ND<0.005	ND<0.3
				06/02/2025	ND<0.19	ND<0.19	ND<0.13	ND<0.19	ND<0.13	ND<0.13	ND<0.14	ND<0.13	ND<0.15	ND<0.15	ND<0.005	ND<0.3
				07/31/2025	ND<0.19	ND<0.19	ND<0.13	ND<0.19	ND<0.13	ND<0.13	ND<0.14	ND<0.13	ND<0.15	ND<0.15	ND<0.005	ND<0.3
				10/03/2025	ND<0.19	ND<0.19	ND<0.13	ND<0.19	ND<0.13	ND<0.13	ND<0.14	ND<0.13	ND<0.15	ND<0.15	ND<0.005	0.8 J
				12/01/2025	ND<0.19	ND<0.19	ND<0.13	ND<0.19	ND<0.13	ND<0.13	ND<0.14	ND<0.13	ND<0.15	ND<0.15	ND<0.005	ND<0.3
				02/02/2026	ND<0.19	ND<0.19	ND<0.13	ND<0.19	ND<0.13	ND<0.13	ND<0.14	ND<0.13	ND<0.15	ND<0.15	ND<0.005	ND<0.3
				04/30/2026	ND<0.21	ND<0.28	ND<0.21	ND<0.50	ND<0.12	ND<0.19	ND<0.23	ND<0.21	ND<0.20	ND<0.18	ND<0.005	ND<0.3
				06/25/2026	ND<0.21	ND<0.28	ND<0.21	ND<0.50	ND<0.12	ND<0.19	ND<0.23	ND<0.21	ND<0.20	ND<0.18	ND<0.005	ND<0.3
				08/19/2026	ND<0.21	ND<0.28	ND<0.21	ND<0.50	ND<0.12	ND<0.19	ND<0.23	ND<0.21	ND<0.20	ND<0.18	ND<0.005	0.6 J
			POET-Effluent	05/05/2025	ND<0.19	ND<0.19	ND<0.13	ND<0.19	ND<0.13	ND<0.13	ND<0.14	ND<0.13	ND<0.15	ND<0.15	ND<0.005	ND<0.3
				06/02/2025	ND<0.19	ND<0.19	ND<0.13	ND<0.19	ND<0.13	ND<0.13	ND<0.14	ND<0.13	ND<0.15	ND<0.15	ND<0.005	ND<0.3
				07/31/2025	ND<0.19	ND<0.19	ND<0.13	ND<0.19	ND<0.13	ND<0.13	ND<0.14	ND<0.13	ND<0.15	ND<0.15	ND<0.005	ND<0.3
				10/03/2025	ND<0.19	ND<0.19	ND<0.13	ND<0.19	ND<0.13	ND<0.13	ND<0.14	ND<0.13	ND<0.15	ND<0.15	ND<0.005	2.4
				12/01/2025	ND<0.19	ND<0.19	ND<0.13	ND<0.19	ND<0.13	ND<0.13	ND<0.14	ND<0.13	ND<0.15	ND<0.15	ND<0.005	ND<0.3
				02/02/2026	ND<0.19	ND<0.19	ND<0.13	ND<0.19	ND<0.13	ND<0.13	ND<0.14	ND<0.13	ND<0.15	ND<0.15	ND<0.005	ND<0.3
				04/30/2026	ND<0.21	ND<0.28	ND<0.21	ND<0.50	ND<0.12	ND<0.19	ND<0.23	ND<0.21	ND<0.20	ND<0.18	ND<0.005	ND<0.3
				06/25/2026	ND<0.21	ND<0.28	ND<0.21	ND<0.50	ND<0.12	ND<0.19	ND<0.23	ND<0.21	ND<0.20	ND<0.18	ND<0.005	ND<0.3
				08/19/2026	ND<0.21	ND<0.28	ND<0.21	ND<0.50	ND<0.12	ND<0.19	ND<0.23	ND<0.21	ND<0.20	ND<0.18	ND<0.005	ND<0.3

Table 1
Potable Well Analytical Results Summary

Sample Address	Well Depth (feet)	Pump Depth (feet)	Sample Location	Date	Benzene (µg/L)	Toluene (µg/L)	Ethyl-benzene (µg/L)	Total Xylenes (µg/L)	MTBE (µg/L)	Isopropyl Benzene (µg/L)	Naph-thalene (µg/L)	1,2,4-Trimethyl-benzene (µg/L)	1,3,5-Trimethyl-benzene (µg/L)	1,2-Dichloro-ethane (µg/L)	1,2 Dibromo-ethane (µg/L)	Dissolved Lead (µg/L)
DEP MSCs for a Residential, Used Aquifer					5	1,000	700	10,000	20	840	100	130	130	5	0.05	5
Redacted			Kitchen Sink	01/31/2025	ND<0.50	ND<0.50	ND<0.50	ND<0.50	ND<0.50	ND<0.50	ND<0.50	ND<0.50	ND<0.50	ND<0.50	ND<0.0093	ND<0.12
			POET-Influent	02/28/2025	ND<0.10	ND<0.10	ND<0.10	ND<0.10	ND<0.10	ND<0.10	ND<0.20	ND<0.10	ND<0.10	ND<0.10	ND<0.0094	ND<0.12
				03/28/2025	ND<0.19	ND<0.19	ND<0.13	ND<0.19	ND<0.13	ND<0.13	ND<0.14	ND<0.13	ND<0.15	ND<0.15	ND<0.005	ND<0.3
				04/28/2025	ND<0.19	ND<0.19	ND<0.13	ND<0.19	ND<0.13	ND<0.13	ND<0.14	ND<0.13	ND<0.15	ND<0.15	ND<0.005	ND<0.3
				05/30/2025	ND<0.19	ND<0.19	ND<0.13	ND<0.19	ND<0.13	ND<0.13	ND<0.14	ND<0.13	ND<0.15	ND<0.15	ND<0.005	ND<0.3
				07/18/2025	ND<0.19	ND<0.19	ND<0.13	ND<0.19	ND<0.13	ND<0.13	ND<0.14	ND<0.13	ND<0.15	ND<0.15	ND<0.005	ND<0.3
				09/02/2025	ND<0.19	ND<0.19	ND<0.13	ND<0.19	ND<0.13	ND<0.13	ND<0.14	ND<0.13	ND<0.15	ND<0.15	ND<0.005	ND<0.3
				11/06/2025	ND<0.19	ND<0.19	ND<0.13	ND<0.19	ND<0.13	ND<0.13	ND<0.14	ND<0.13	ND<0.15	ND<0.15	ND<0.005	ND<0.3
				01/05/2026	ND<0.19	ND<0.19	ND<0.13	ND<0.19	ND<0.13	ND<0.13	ND<0.14	ND<0.13	ND<0.15	ND<0.15	ND<0.005	ND<0.3
				03/12/2026	ND<0.21	ND<0.28	ND<0.21	ND<0.50	ND<0.12	ND<0.19	ND<0.23	ND<0.21	ND<0.20	ND<0.18	ND<0.005	ND<0.3
				05/01/2026	ND<0.21	ND<0.28	ND<0.21	ND<0.50	ND<0.12	ND<0.19	ND<0.23	ND<0.21	ND<0.20	ND<0.18	ND<0.005	ND<0.3
				06/30/2026	ND<0.21	ND<0.28	ND<0.21	ND<0.50	ND<0.12	ND<0.19	ND<0.23	ND<0.21	ND<0.20	ND<0.18	ND<0.005	ND<0.3
			POET-Midfluent	02/28/2025	ND<0.10	ND<0.10	ND<0.10	ND<0.10	ND<0.10	ND<0.10	ND<0.20	ND<0.10	ND<0.10	ND<0.10	ND<0.0095	ND<0.12
				03/28/2025	ND<0.19	ND<0.19	ND<0.13	ND<0.19	ND<0.13	ND<0.13	ND<0.14	ND<0.13	ND<0.15	ND<0.15	ND<0.005	ND<0.3
				04/28/2025	ND<0.19	ND<0.19	ND<0.13	ND<0.19	ND<0.13	ND<0.13	ND<0.14	ND<0.13	ND<0.15	ND<0.15	ND<0.005	ND<0.3
				05/30/2025	ND<0.19	ND<0.19	ND<0.13	ND<0.19	ND<0.13	ND<0.13	ND<0.14	ND<0.13	ND<0.15	ND<0.15	ND<0.005	ND<0.3
				07/18/2025	ND<0.19	ND<0.19	ND<0.13	ND<0.19	ND<0.13	ND<0.13	ND<0.14	ND<0.13	ND<0.15	ND<0.15	ND<0.005	ND<0.3
				09/02/2025	ND<0.19	ND<0.19	ND<0.13	ND<0.19	ND<0.13	ND<0.13	ND<0.14	ND<0.13	ND<0.15	ND<0.15	NA	ND<0.3
				11/06/2025	ND<0.19	ND<0.19	ND<0.13	ND<0.19	ND<0.13	ND<0.13	ND<0.14	ND<0.13	ND<0.15	ND<0.15	ND<0.005	ND<0.3
				01/05/2026	ND<0.19	ND<0.19	ND<0.13	ND<0.19	ND<0.13	ND<0.13	ND<0.14	ND<0.13	ND<0.15	ND<0.15	ND<0.005	ND<0.3
				03/12/2026	ND<0.21	ND<0.28	ND<0.21	ND<0.50	ND<0.12	ND<0.19	ND<0.23	ND<0.21	ND<0.20	ND<0.18	ND<0.005	ND<0.3
				05/01/2026	ND<0.21	ND<0.28	ND<0.21	ND<0.50	ND<0.12	ND<0.19	ND<0.23	ND<0.21	ND<0.20	ND<0.18	ND<0.005	ND<0.3
				06/30/2026	ND<0.21	ND<0.28	ND<0.21	ND<0.50	ND<0.12	ND<0.19	ND<0.23	ND<0.21	ND<0.20	ND<0.18	ND<0.005	ND<0.3
			POET-Effluent	02/28/2025	ND<0.10	ND<0.10	ND<0.10	ND<0.10	ND<0.10	ND<0.10	ND<0.20	ND<0.10	ND<0.10	ND<0.10	ND<0.0095	ND<0.12
				03/28/2025	ND<0.19	ND<0.19	ND<0.13	ND<0.19	ND<0.13	ND<0.13	ND<0.14	ND<0.13	ND<0.15	ND<0.15	ND<0.005	ND<0.3
				04/28/2025	ND<0.19	ND<0.19	ND<0.13	ND<0.19	ND<0.13	ND<0.13	ND<0.14	ND<0.13	ND<0.15	ND<0.15	ND<0.005	ND<0.3
				05/30/2025	ND<0.19	ND<0.19	ND<0.13	ND<0.19	ND<0.13	ND<0.13	ND<0.14	ND<0.13	ND<0.15	ND<0.15	ND<0.005	ND<0.3
				07/18/2025	ND<0.19	ND<0.19	ND<0.13	ND<0.19	ND<0.13	ND<0.13	ND<0.14	ND<0.13	ND<0.15	ND<0.15	ND<0.005	0.5 J
				09/02/2025	ND<0.19	ND<0.19	ND<0.13	ND<0.19	ND<0.13	ND<0.13	ND<0.14	ND<0.13	ND<0.15	ND<0.15	ND<0.005	ND<0.3
				11/06/2025	ND<0.19	ND<0.19	ND<0.13	ND<0.19	ND<0.13	ND<0.13	ND<0.14	ND<0.13	ND<0.15	ND<0.15	ND<0.005	ND<0.3
				01/05/2026	ND<0.19	ND<0.19	ND<0.13	ND<0.19	ND<0.13	ND<0.13	ND<0.14	ND<0.13	ND<0.15	ND<0.15	ND<0.005	ND<0.3
				03/12/2026	ND<0.21	ND<0.28	ND<0.21	ND<0.50	ND<0.12	ND<0.19	ND<0.23	ND<0.21	ND<0.20	ND<0.18	ND<0.005	ND<0.3
				05/01/2026	ND<0.21	ND<0.28	ND<0.21	ND<0.50	ND<0.12	ND<0.19	ND<0.23	ND<0.21	ND<0.20	ND<0.18	ND<0.005	ND<0.3
				06/30/2026	ND<0.21	ND<0.28	ND<0.21	ND<0.50	ND<0.12	ND<0.19	ND<0.23	ND<0.21	ND<0.20	ND<0.18	ND<0.005	ND<0.3
			Kitchen Sink	02/04/2025	ND<0.50	ND<0.50	ND<0.50	ND<0.50	ND<0.50	ND<0.50	ND<0.50	ND<0.50	ND<0.50	ND<0.50	ND<0.0095	0.26 J
				02/27/2025	ND<0.10	ND<0.10	ND<0.10	ND<0.10	ND<0.10	ND<0.10	ND<0.20	ND<0.10	ND<0.10	ND<0.10	ND<0.0095	0.13 J
			POET-Influent	03/14/2025	ND<0.19	ND<0.19	ND<0.13	ND<0.19	ND<0.13	ND<0.13	ND<0.14	ND<0.13	ND<0.15	ND<0.15	ND<0.005	ND<0.3
				04/10/2025	ND<0.19	ND<0.19	ND<0.13	ND<0.19	ND<0.13	ND<0.13	ND<0.14	ND<0.13	ND<0.15	ND<0.15	ND<0.005	ND<0.3
				05/06/2025	ND<0.19	ND<0.19	ND<0.13	ND<0.19	ND<0.13	ND<0.13	ND<0.14	ND<0.13	ND<0.15	ND<0.15	ND<0.005	ND<0.3
				06/06/2025	ND<0.19	ND<0.19	ND<0.13	ND<0.19	ND<0.13	ND<0.13	ND<0.14	ND<0.13	ND<0.15	ND<0.15	ND<0.005	ND<0.3
				08/06/2025	ND<0.19	ND<0.19	ND<0.13	ND<0.19	ND<0.13	ND<0.13	ND<0.14	ND<0.13	ND<0.15	ND<0.15	ND<0.005	ND<0.3
				10/08/2025	ND<0.19	ND<0.19	ND<0.13	ND<0.19	ND<0.13	ND<0.13	ND<0.14	ND<0.13	ND<0.15	ND<0.15	ND<0.005	ND<0.3
				12/02/2025	ND<0.19	ND<0.19	ND<0.13	ND<0.19	ND<0.13	ND<0.13	ND<0.14	ND<0.13	ND<0.15	ND<0.15	ND<0.005	ND<0.3
				01/29/2026	ND<0.19	ND<0.19	ND<0.13	ND<0.19	ND<0.13	ND<0.13	ND<0.14	ND<0.13	ND<0.15	ND<0.15	ND<0.005	ND<0.3
				03/25/2026	ND<0.21	ND<0.28	ND<0.21	ND<0.50	ND<0.12	ND<0.19	ND<0.23	ND<0.21	ND<0.20	ND<0.18	ND<0.005	ND<0.3
				05/26/2026	ND<0.21	ND<0.28	ND<0.21	ND<0.50	ND<0.12	ND<0.19	ND<0.23	ND<0.21	ND<0.20	ND<0.18	ND<0.005	ND<0.3
				07/21/2026	ND<0.21	ND<0.28	ND<0.21	ND<0.50	ND<0.12	ND<0.19	ND<0.23	ND<0.21	ND<0.20	ND<0.18	ND<0.005	ND<0.3
			POET-Midfluent	03/14/2025	ND<0.19	ND<0.19	ND<0.13	ND<0.19	ND<0.13	ND<0.13	ND<0.14	ND<0.13	ND<0.15	ND<0.15	ND<0.005	ND<0.3
				04/10/2025	ND<0.19	ND<0.19	ND<0.13	ND<0.19	ND<0.13	ND<0.13	ND<0.14	ND<0.13	ND<0.15	ND<0.15	ND<0.005	ND<0.3
				05/06/2025	ND<0.19	ND<0.19	ND<0.13	ND<0.19	ND<0.13	ND<0.13	ND<0.14	ND<0.13	ND<0.15	ND<0.15	ND<0.005	ND<0.3
				06/06/2025	ND<0.19	ND<0.19	ND<0.13	ND<0.19	ND<0.13	ND<0.13	ND<0.14	ND<0.13	ND<0.15	ND<0.15	ND<0.005	ND<0.3
				08/06/2025	ND<0.19	ND<0.19	ND<0.13	ND<0.19	ND<0.13	ND<0.13	ND<0.14	ND<0.13	ND<0.15	ND<0.15	ND<0.005	ND<0.3
				10/08/2025	ND<0.19	ND<0.19	ND<0.13	ND<0.19	ND<0.13	ND<0.13	ND<0.14	ND<0.13	ND<0.15	ND<0.15	ND<0.005	ND<0.3
				12/02/2025	ND<0.19	ND<0.19	ND<0.13	ND<0.19	ND<0.13	ND<0.13	ND<0.14	ND<0.13	ND<0.15	ND<0.15	ND<0.005	ND<0.3
				01/29/2026	ND<0.19	ND<0.19	ND<0.13	ND<0.19	ND<0.13	ND<0.13	ND<0.14	ND<0.13	ND<0.15	ND<0.15	ND<0.005	ND<0.3
				03/25/2026	ND<0.21	ND<0.28	ND<0.21	ND<0.50	ND<0.12	ND<0.19	ND<0.23	ND<0.21	ND<0.20	ND<0.18	ND<0.005	ND<0.3
				05/26/2026	ND<0.21	ND<0.28	ND<0.21	ND<0.50	ND<0.12	ND<0.19	ND<0.23	ND<0.21	ND<0.20	ND<0.18	ND<0.005	ND<0.3
				07/21/2026	ND<0.21	ND<0.28	ND<0.21	ND<0.50	ND<0.12	ND<0.19	ND<0.23	ND<0.21	ND<0.20	ND<0.18	ND<0.005	ND<0.3
			POET-Effluent	03/14/2025	ND<0.19	ND<0.19	ND<0.13	ND<0.19	ND<0.13	ND<0.13	ND<0.14	ND<0.13	ND<0.15	ND<0.15	ND<0.005	ND<0.3
				04/10/2025	ND<0.19	ND<0.19	ND<0.13	ND<0.19	ND<0.13	ND<0.13	ND<0.14	ND<0.13	ND<0.15	ND<0.15	ND<0.005	ND<0.3
				05/06/2025	ND<0.19	ND<0.19	ND<0.13	ND<0.19	ND<0.13	ND<0.13	ND<0.14	ND<0.13	ND<0.15	ND<0.15	ND<0.005	ND<0.3
				06/06/2025	ND<0.19	ND<0.19	ND<0.13	ND<0.19	ND<0.13	ND<0.13	ND<0.14	ND<0.13	ND<0.15	ND<0.15	ND<0.005	ND<0.3
				08/06/2025	ND<0.19	ND<0.19	ND<0.13	ND<0.19	ND<0.13	ND<0.13	ND<0.14	ND<0.13	ND<0.15	ND<0.15	ND<0.005	ND<0.3
				10/08/2025	ND<0.19	ND<0.19	ND<0.13	ND<0.19	ND<0.13	ND<0.13	ND<0.14	ND<0.13	ND<0.15	ND<0.15	ND<0.005	ND<0.3
				12/02/2025	ND<0.19	ND<0.19	ND<0.13	ND<0.19	ND<0.13	ND<0.13	ND<0.14	ND<0.13	ND<0.15	ND<0.15	ND<0.005	ND<0.3
				01/29/2026	ND<0.19	ND<0.19	ND<0.13	ND<0.19	ND<0.13	ND<0.13	ND<0.14	ND<0.13	ND<0.15	ND<0.15	ND<0.005	ND<0.3
				03/25/2026	ND<0.21	ND<0.28	ND<0.21	ND<0.50	ND<0.12	ND<0.19	ND<0.23	ND<0.21	ND<0.20	ND<0.18	ND<0.005	ND<0.3
				05/26/2026	ND<0.21	ND<0.28	ND<0.21	ND<0.50	ND<0.12	ND<0.19	ND<0.23	ND<0.21	ND<0.20	ND<0.18	ND<0.005	ND<0.3
				07/21/2026	ND<0.21	ND<0.28	ND<0.21	ND<0.50	ND<0.12	ND<0.19	ND<0.23	ND<0.21	ND<0.20	ND<0.18	ND<0.005	ND<0.3

Table 1
Potable Well Analytical Results Summary

Sample Address	Well Depth (feet)	Pump Depth (feet)	Sample Location	Date	Benzene (µg/L)	Toluene (µg/L)	Ethyl-benzene (µg/L)	Total Xylenes (µg/L)	MTBE (µg/L)	Isopropyl Benzene (µg/L)	Naph-thalene (µg/L)	1,2,4-Trimethyl-benzene (µg/L)	1,3,5-Trimethyl-benzene (µg/L)	1,2-Dichloro-ethane (µg/L)	1,2 Dibromo-ethane (µg/L)	Dissolved Lead (µg/L)
DEP MSCs for a Residential, Used Aquifer					5	1,000	700	10,000	20	840	100	130	130	5	0.05	5
Redacted			Kitchen Sink	02/10/2025	ND<0.50	ND<0.50	ND<0.50	ND<0.50	ND<0.50	ND<0.50	ND<0.50	ND<0.50	ND<0.50	ND<0.50	ND<0.0093	0.38 J
				02/26/2025	ND<0.10	ND<0.10	ND<0.10	ND<0.10	ND<0.10	ND<0.10	ND<0.20	ND<0.10	ND<0.10	ND<0.10	ND<0.0094	ND<0.12
			Basement (Influent)	02/26/2025	ND<0.10	ND<0.10	ND<0.10	ND<0.10	ND<0.10	ND<0.10	ND<0.20	ND<0.10	ND<0.10	ND<0.10	ND<0.0094	2.8
			Influent	03/12/2025	ND<0.19	ND<0.19	ND<0.13	ND<0.19	ND<0.13	ND<0.13	ND<0.14	ND<0.13	ND<0.15	ND<0.15	ND<0.005	1.7
				04/10/2025	ND<0.19	ND<0.19	ND<0.13	ND<0.19	ND<0.13	ND<0.13	ND<0.14	ND<0.13	ND<0.15	ND<0.15	ND<0.005	2.6
			Pressure Tank (Influent)	05/07/2025	ND<0.19	ND<0.19	ND<0.13	ND<0.19	ND<0.13	ND<0.13	ND<0.14	ND<0.13	ND<0.15	ND<0.15	ND<0.005	4.2
				06/02/2025	ND<0.19	ND<0.19	ND<0.13	ND<0.19	ND<0.13	ND<0.13	ND<0.14	ND<0.13	ND<0.15	ND<0.15	ND<0.005	**6.2**
				10/20/2025	ND<0.19	ND<0.19	ND<0.13	ND<0.19	ND<0.13	ND<0.13	ND<0.14	ND<0.13	ND<0.15	ND<0.15	ND<0.005	1.5
				03/12/2026	ND<0.21	ND<0.28	ND<0.21	ND<0.50	ND<0.12	ND<0.19	ND<0.23	ND<0.21	ND<0.20	ND<0.18	ND<0.005	3.4
				04/29/2026	ND<0.21	ND<0.28	ND<0.21	ND<0.50	ND<0.12	ND<0.19	ND<0.23	ND<0.21	ND<0.20	ND<0.18	ND<0.005	2.5
				07/06/2026	ND<0.21	ND<0.28	ND<0.21	ND<0.50	ND<0.12	ND<0.19	ND<0.23	ND<0.21	ND<0.20	ND<0.18	ND<0.005	2.4
			POET-Influent	08/26/2025	ND<0.19	ND<0.19	ND<0.13	ND<0.19	ND<0.13	ND<0.13	ND<0.14	ND<0.13	ND<0.15	ND<0.15	ND<0.005	3.3
				01/08/2026	ND<0.19	ND<0.19	ND<0.13	ND<0.19	ND<0.13	ND<0.13	ND<0.14	ND<0.13	ND<0.15	ND<0.15	ND<0.005	3.3
			POET-Midfluent	03/12/2025	ND<0.19	ND<0.19	ND<0.13	ND<0.19	ND<0.13	ND<0.13	ND<0.14	ND<0.13	ND<0.15	ND<0.15	ND<0.005	ND<0.3
				04/10/2025	ND<0.19	ND<0.19	ND<0.13	ND<0.19	ND<0.13	ND<0.13	ND<0.14	ND<0.13	ND<0.15	ND<0.15	ND<0.005	ND<0.3
				05/07/2025	ND<0.19	ND<0.19	ND<0.13	ND<0.19	ND<0.13	ND<0.13	ND<0.14	ND<0.13	ND<0.15	ND<0.15	ND<0.005	ND<0.3
				06/02/2025	ND<0.19	ND<0.19	ND<0.13	ND<0.19	ND<0.13	ND<0.13	ND<0.14	ND<0.13	ND<0.15	ND<0.15	ND<0.005	1.0
				08/26/2025	ND<0.19	ND<0.19	ND<0.13	ND<0.19	ND<0.13	ND<0.13	ND<0.14	ND<0.13	ND<0.15	ND<0.15	ND<0.005	ND<0.3
				10/20/2025	ND<0.19	ND<0.19	ND<0.13	ND<0.19	ND<0.13	ND<0.13	ND<0.14	ND<0.13	ND<0.15	ND<0.15	ND<0.005	ND<0.3
				01/08/2026	ND<0.19	ND<0.19	ND<0.13	ND<0.19	ND<0.13	ND<0.13	ND<0.14	ND<0.13	ND<0.15	ND<0.15	ND<0.005	ND<0.3
				03/12/2026	ND<0.21	ND<0.28	ND<0.21	ND<0.50	ND<0.12	ND<0.19	ND<0.23	ND<0.21	ND<0.20	ND<0.18	ND<0.005	ND<0.3
				04/29/2026	ND<0.21	ND<0.28	ND<0.21	ND<0.50	ND<0.12	ND<0.19	ND<0.23	ND<0.21	ND<0.20	ND<0.18	ND<0.005	ND<0.3
				07/06/2026	ND<0.21	ND<0.28	ND<0.21	ND<0.50	ND<0.12	ND<0.19	ND<0.23	ND<0.21	ND<0.20	ND<0.18	ND<0.005	ND<0.3
			POET-Effluent	03/12/2025	ND<0.19	ND<0.19	ND<0.13	ND<0.19	ND<0.13	ND<0.13	ND<0.14	ND<0.13	ND<0.15	ND<0.15	ND<0.005	ND<0.3
				04/10/2025	ND<0.19	ND<0.19	ND<0.13	ND<0.19	ND<0.13	ND<0.13	ND<0.14	ND<0.13	ND<0.15	ND<0.15	ND<0.005	ND<0.3
				05/07/2025	ND<0.19	ND<0.19	ND<0.13	ND<0.19	ND<0.13	ND<0.13	ND<0.14	ND<0.13	ND<0.15	ND<0.15	ND<0.005	ND<0.3
				06/02/2025	ND<0.19	ND<0.19	ND<0.13	ND<0.19	ND<0.13	ND<0.13	ND<0.14	ND<0.13	ND<0.15	ND<0.15	ND<0.005	0.9 J
				08/26/2025	ND<0.19	ND<0.19	ND<0.13	ND<0.19	ND<0.13	ND<0.13	ND<0.14	ND<0.13	ND<0.15	ND<0.15	ND<0.005	ND<0.3
				10/20/2025	ND<0.19	ND<0.19	ND<0.13	ND<0.19	ND<0.13	ND<0.13	ND<0.14	ND<0.13	ND<0.15	ND<0.15	ND<0.005	ND<0.3
				01/08/2026	ND<0.19	ND<0.19	ND<0.13	ND<0.19	ND<0.13	ND<0.13	ND<0.14	ND<0.13	ND<0.15	ND<0.15	ND<0.005	ND<0.3
				03/12/2026	ND<0.21	ND<0.28	ND<0.21	ND<0.50	ND<0.12	ND<0.19	ND<0.23	ND<0.21	ND<0.20	ND<0.18	ND<0.005	ND<0.3
				07/06/2026	ND<0.21	ND<0.28	ND<0.21	ND<0.50	ND<0.12	ND<0.19	ND<0.23	ND<0.21	ND<0.20	ND<0.18	ND<0.005	ND<0.3
			Kitchen Sink (Effluent)	04/29/2026	ND<0.21	ND<0.28	ND<0.21	ND<0.50	ND<0.12	ND<0.19	ND<0.23	ND<0.21	ND<0.20	ND<0.18	ND<0.005	0.4 J
			Wellhead with Bailer	02/17/2025	ND<0.50	ND<0.50	ND<0.50	ND<0.50	ND<0.50	ND<0.50	ND<0.50	ND<0.50	ND<0.50	ND<0.50	ND<0.0095	0.78
			Pressure Tank (Influent)	11/14/2025	ND<0.19	ND<0.19	ND<0.13	ND<0.19	ND<0.13	ND<0.13	ND<0.14	ND<0.13	ND<0.15	ND<0.15	ND<0.005	ND<0.3
				03/16/2026	ND<0.21	ND<0.28	ND<0.21	ND<0.50	ND<0.12	ND<0.19	ND<0.23	ND<0.21	ND<0.20	ND<0.18	ND<0.005	0.5 J
				07/10/2026	ND<0.21	ND<0.28	ND<0.21	ND<0.50	ND<0.12	ND<0.19	ND<0.23	ND<0.21	ND<0.20	ND<0.18	ND<0.005	ND<0.3
			POET-Influent	03/27/2025	ND<0.19	ND<0.19	ND<0.13	ND<0.19	ND<0.13	ND<0.13	ND<0.14	ND<0.13	ND<0.15	ND<0.15	ND<0.005	0.6 J
				09/04/2025	ND<0.19	ND<0.19	ND<0.13	ND<0.19	ND<0.13	ND<0.13	ND<0.14	ND<0.13	ND<0.15	ND<0.15	ND<0.005	2
				01/09/2026	ND<0.19	ND<0.19	ND<0.13	ND<0.19	ND<0.13	ND<0.13	ND<0.14	ND<0.13	ND<0.15	ND<0.15	ND<0.005	ND<0.3
			POET-Midfluent	03/27/2025	ND<0.19	ND<0.19	ND<0.13	ND<0.19	ND<0.13	ND<0.13	ND<0.14	ND<0.13	ND<0.15	ND<0.15	ND<0.005	ND<0.3
				09/04/2025	ND<0.19	ND<0.19	ND<0.13	ND<0.19	ND<0.13	ND<0.13	ND<0.14	ND<0.13	ND<0.15	ND<0.15	ND<0.005	ND<0.3
				11/14/2025	ND<0.19	ND<0.19	ND<0.13	ND<0.19	ND<0.13	ND<0.13	ND<0.14	ND<0.13	ND<0.15	ND<0.15	ND<0.005	ND<0.3
				01/09/2026	ND<0.19	ND<0.19	ND<0.13	ND<0.19	ND<0.13	ND<0.13	ND<0.14	ND<0.13	ND<0.15	ND<0.15	ND<0.005	ND<0.3
				03/16/2026	ND<0.21	ND<0.28	ND<0.21	ND<0.50	ND<0.12	ND<0.19	ND<0.23	ND<0.21	ND<0.20	ND<0.18	ND<0.005	ND<0.3
				07/10/2026	ND<0.21	ND<0.28	ND<0.21	ND<0.50	ND<0.12	ND<0.19	ND<0.23	ND<0.21	ND<0.20	ND<0.18	ND<0.005	ND<0.3
			POET-Effluent	03/27/2025	ND<0.19	ND<0.19	ND<0.13	ND<0.19	ND<0.13	ND<0.13	ND<0.14	ND<0.13	ND<0.15	ND<0.15	ND<0.005	ND<0.3
				09/04/2025	ND<0.19	ND<0.19	ND<0.13	ND<0.19	ND<0.13	ND<0.13	ND<0.14	ND<0.13	ND<0.15	ND<0.15	ND<0.005	2.2
			1st Floor Bathroom (Effluent)	11/14/2025	ND<0.19	ND<0.19	ND<0.13	ND<0.19	ND<0.13	ND<0.13	ND<0.14	ND<0.13	ND<0.15	ND<0.15	ND<0.005	0.4 J
				01/09/2026	ND<0.19	ND<0.19	ND<0.13	ND<0.19	ND<0.13	ND<0.13	ND<0.14	ND<0.13	ND<0.15	ND<0.15	ND<0.005	0.5 J
				03/16/2026	ND<0.21	ND<0.28	ND<0.21	ND<0.50	ND<0.12	ND<0.19	ND<0.23	ND<0.21	ND<0.20	ND<0.18	ND<0.005	0.4 J
				07/10/2026	ND<0.21	ND<0.28	ND<0.21	ND<0.50	ND<0.12	ND<0.19	ND<0.23	ND<0.21	ND<0.20	ND<0.18	ND<0.005	0.5 J

Table 1
Potable Well Analytical Results Summary

Redacted

Sample Address	Well Depth (feet)	Pump Depth (feet)	Sample Location	Date	Benzene (µg/L)	Toluene (µg/L)	Ethyl-benzene (µg/L)	Total Xylenes (µg/L)	MTBE (µg/L)	Isopropyl Benzene (µg/L)	Naph-thalene (µg/L)	1,2,4-Trimethyl-benzene (µg/L)	1,3,5-Trimethyl-benzene (µg/L)	1,2-Dichloro-ethane (µg/L)	1,2 Dibromo-ethane (µg/L)	Dissolved Lead (µg/L)
DEP MSCs for a Residential, Used Aquifer					**5**	**1,000**	**700**	**10,000**	**20**	**840**	**100**	**130**	**130**	**5**	**0.05**	**5**
			Utility Sink	02/06/2025	ND<0.50	ND<0.50	ND<0.50	ND<0.50	ND<0.50	ND<0.50	ND<0.50	ND<0.50	ND<0.50	ND<0.50	ND<0.0094	ND<0.12
			Pressure Tank (Influent)	02/28/2025	ND<0.10	ND<0.10	ND<0.10	ND<0.10	ND<0.10	ND<0.10	ND<0.20	ND<0.10	ND<0.10	ND<0.10	ND<0.0096	0.78
			Utility Sink (Effluent)	02/28/2025	ND<0.10	ND<0.10	ND<0.10	ND<0.10	ND<0.10	ND<0.10	ND<0.20	ND<0.10	ND<0.10	ND<0.10	ND<0.0094	0.36 J
			POET-Influent	03/25/2025	ND<0.19	ND<0.19	ND<0.13	ND<0.19	ND<0.13	ND<0.13	ND<0.14	ND<0.13	ND<0.15	ND<0.15	ND<0.005	ND<0.3
				04/30/2025	ND<0.19	ND<0.19	ND<0.13	ND<0.19	ND<0.13	ND<0.13	ND<0.14	ND<0.13	ND<0.15	ND<0.15	ND<0.005	ND<0.3
				06/23/2025	ND<0.19	ND<0.19	ND<0.13	ND<0.19	ND<0.13	ND<0.13	ND<0.14	ND<0.13	ND<0.15	ND<0.15	ND<0.005	ND<0.3
				08/14/2025	ND<0.19	ND<0.19	ND<0.13	ND<0.19	ND<0.13	ND<0.13	ND<0.14	ND<0.13	ND<0.15	ND<0.15	ND<0.005	ND<0.3
				10/10/2025	ND<0.19	ND<0.19	ND<0.13	ND<0.19	ND<0.13	ND<0.13	ND<0.14	ND<0.13	ND<0.15	ND<0.15	ND<0.005	ND<0.3
				12/03/2025	ND<0.19	ND<0.19	ND<0.13	ND<0.19	ND<0.13	ND<0.13	ND<0.14	ND<0.13	ND<0.15	ND<0.15	ND<0.005	ND<0.3
				02/02/2026	ND<0.19	ND<0.19	ND<0.13	ND<0.19	ND<0.13	ND<0.13	ND<0.14	ND<0.13	ND<0.15	ND<0.15	ND<0.005	ND<0.3
				04/10/2026	ND<0.21	ND<0.28	ND<0.21	ND<0.50	ND<0.12	ND<0.19	ND<0.23	ND<0.21	ND<0.20	ND<0.18	ND<0.005	ND<0.3
				06/08/2026	ND<0.21	ND<0.28	ND<0.21	ND<0.50	ND<0.12	ND<0.19	ND<0.23	ND<0.21	ND<0.20	ND<0.18	ND<0.005	ND<0.3
				08/04/2026	ND<0.21	ND<0.28	ND<0.21	ND<0.50	ND<0.12	ND<0.19	ND<0.23	ND<0.21	ND<0.20	ND<0.18	ND<0.005	ND<0.3
			POET-Midfluent	03/25/2025	ND<0.19	ND<0.19	ND<0.13	ND<0.19	ND<0.13	ND<0.13	ND<0.14	ND<0.13	ND<0.15	ND<0.15	ND<0.005	ND<0.3
				04/30/2025	ND<0.19	ND<0.19	ND<0.13	ND<0.19	ND<0.13	ND<0.13	ND<0.14	ND<0.13	ND<0.15	ND<0.15	ND<0.005	ND<0.3
				06/23/2025	ND<0.19	ND<0.19	ND<0.13	ND<0.19	ND<0.13	ND<0.13	ND<0.14	ND<0.13	ND<0.15	ND<0.15	ND<0.005	ND<0.3
				08/14/2025	ND<0.19	ND<0.19	ND<0.13	ND<0.19	ND<0.13	ND<0.13	ND<0.14	ND<0.13	ND<0.15	ND<0.15	ND<0.005	ND<0.3
				10/10/2025	ND<0.19	ND<0.19	ND<0.13	ND<0.19	ND<0.13	ND<0.13	ND<0.14	ND<0.13	ND<0.15	ND<0.15	ND<0.005	ND<0.3
				12/03/2025	ND<0.19	ND<0.19	ND<0.13	ND<0.19	ND<0.13	ND<0.13	ND<0.14	ND<0.13	ND<0.15	ND<0.15	ND<0.005	ND<0.3
				02/02/2026	ND<0.19	ND<0.19	ND<0.13	ND<0.19	ND<0.13	ND<0.13	ND<0.14	ND<0.13	ND<0.15	ND<0.15	ND<0.005	ND<0.3
				04/10/2026	ND<0.21	ND<0.28	ND<0.21	ND<0.50	ND<0.12	ND<0.19	ND<0.23	ND<0.21	ND<0.20	ND<0.18	ND<0.005	ND<0.3
				06/08/2026	ND<0.21	ND<0.28	ND<0.21	ND<0.50	ND<0.12	ND<0.19	ND<0.23	ND<0.21	ND<0.20	ND<0.18	ND<0.005	ND<0.3
				08/04/2026	ND<0.21	ND<0.28	ND<0.21	ND<0.50	ND<0.12	ND<0.19	ND<0.23	ND<0.21	ND<0.20	ND<0.18	ND<0.005	ND<0.3
			POET-Effluent	03/25/2025	ND<0.19	ND<0.19	ND<0.13	ND<0.19	ND<0.13	ND<0.13	ND<0.14	ND<0.13	ND<0.15	ND<0.15	ND<0.005	ND<0.3
				04/30/2025	ND<0.19	ND<0.19	ND<0.13	ND<0.19	ND<0.13	ND<0.13	ND<0.14	ND<0.13	ND<0.15	ND<0.15	ND<0.005	ND<0.3
				06/23/2025	ND<0.19	ND<0.19	ND<0.13	ND<0.19	ND<0.13	ND<0.13	ND<0.14	ND<0.13	ND<0.15	ND<0.15	ND<0.005	ND<0.3
				08/14/2025	ND<0.19	ND<0.19	ND<0.13	ND<0.19	ND<0.13	ND<0.13	ND<0.14	ND<0.13	ND<0.15	ND<0.15	ND<0.005	ND<0.3
				10/10/2025	ND<0.19	ND<0.19	ND<0.13	ND<0.19	ND<0.13	ND<0.13	ND<0.14	ND<0.13	ND<0.15	ND<0.15	ND<0.005	ND<0.3
				12/03/2025	ND<0.19	ND<0.19	ND<0.13	ND<0.19	ND<0.13	ND<0.13	ND<0.14	ND<0.13	ND<0.15	ND<0.15	ND<0.005	ND<0.3
				02/02/2026	ND<0.19	ND<0.19	ND<0.13	ND<0.19	ND<0.13	ND<0.13	ND<0.14	ND<0.13	ND<0.15	ND<0.15	ND<0.005	ND<0.3
				04/10/2026	ND<0.21	ND<0.28	ND<0.21	ND<0.50	ND<0.12	ND<0.19	ND<0.23	ND<0.21	ND<0.20	ND<0.18	ND<0.005	ND<0.3
				06/08/2026	ND<0.21	ND<0.28	ND<0.21	ND<0.50	ND<0.12	ND<0.19	ND<0.23	ND<0.21	ND<0.20	ND<0.18	ND<0.005	ND<0.3
				08/04/2026	ND<0.21	ND<0.28	ND<0.21	ND<0.50	ND<0.12	ND<0.19	ND<0.23	ND<0.21	ND<0.20	ND<0.18	ND<0.005	ND<0.3
			Kitchen Sink	02/06/2025	ND<0.50	ND<0.50	ND<0.50	ND<0.50	ND<0.50	ND<0.50	ND<0.50	ND<0.50	ND<0.50	ND<0.50	ND<0.0094	0.18 J
				03/01/2025	ND<0.19	ND<0.19	ND<0.13	ND<0.19	ND<0.13	ND<0.13	ND<0.14	ND<0.13	ND<0.15	ND<0.15	ND<0.005	ND<0.3
				03/31/2025	ND<0.19	ND<0.19	ND<0.13	ND<0.19	ND<0.13	ND<0.13	ND<0.14	ND<0.13	ND<0.15	ND<0.15	ND<0.005	0.4 J
			POET-Influent	04/12/2025	ND<0.19	ND<0.19	ND<0.13	ND<0.19	ND<0.13	ND<0.13	ND<0.14	ND<0.13	ND<0.15	ND<0.15	ND<0.005	0.5 J
				05/14/2025	ND<0.19	ND<0.19	ND<0.13	ND<0.19	ND<0.13	ND<0.13	ND<0.14	ND<0.13	ND<0.15	ND<0.15	ND<0.005	0.3 J
				07/16/2025	ND<0.19	ND<0.19	ND<0.13	ND<0.19	ND<0.13	ND<0.13	ND<0.14	ND<0.13	ND<0.15	ND<0.15	ND<0.005	0.4 J
				10/16/2025	ND<0.19	ND<0.19	ND<0.13	ND<0.19	ND<0.13	ND<0.13	ND<0.14	ND<0.13	ND<0.15	ND<0.15	ND<0.005	ND<0.3
				01/30/2026	ND<0.19	ND<0.19	ND<0.13	ND<0.19	ND<0.13	ND<0.13	ND<0.14	ND<0.13	ND<0.15	ND<0.15	ND<0.005	0.4 J
				05/14/2026	ND<0.21	ND<0.28	ND<0.21	ND<0.50	ND<0.12	ND<0.19	ND<0.23	ND<0.21	ND<0.20	ND<0.18	ND<0.005	0.5 J
			POET-Midfluent	04/12/2025	ND<0.19	ND<0.19	ND<0.13	ND<0.19	ND<0.13	ND<0.13	ND<0.14	ND<0.13	ND<0.15	ND<0.15	ND<0.005	ND<0.3
				05/14/2025	ND<0.19	ND<0.19	ND<0.13	ND<0.19	ND<0.13	ND<0.13	ND<0.14	ND<0.13	ND<0.15	ND<0.15	ND<0.005	ND<0.3
				07/16/2025	ND<0.19	ND<0.19	ND<0.13	ND<0.19	ND<0.13	ND<0.13	ND<0.14	ND<0.13	ND<0.15	ND<0.15	ND<0.005	ND<0.3
				10/16/2025	ND<0.19	ND<0.19	ND<0.13	ND<0.19	ND<0.13	ND<0.13	ND<0.14	ND<0.13	ND<0.15	ND<0.15	ND<0.005	ND<0.3
				01/30/2026	ND<0.19	ND<0.19	ND<0.13	ND<0.19	ND<0.13	ND<0.13	ND<0.14	ND<0.13	ND<0.15	ND<0.15	ND<0.005	ND<0.3
				05/14/2026	ND<0.21	ND<0.28	ND<0.21	ND<0.50	ND<0.12	ND<0.19	ND<0.23	ND<0.21	ND<0.20	ND<0.18	ND<0.005	ND<0.3
			POET-Effluent	04/12/2025	ND<0.19	ND<0.19	ND<0.13	ND<0.19	ND<0.13	ND<0.13	ND<0.14	ND<0.13	ND<0.15	ND<0.15	ND<0.005	ND<0.3
				05/14/2025	ND<0.19	ND<0.19	ND<0.13	ND<0.19	ND<0.13	ND<0.13	ND<0.14	ND<0.13	ND<0.15	ND<0.15	ND<0.005	ND<0.3
				07/16/2025	ND<0.19	ND<0.19	ND<0.13	ND<0.19	ND<0.13	ND<0.13	ND<0.14	ND<0.13	ND<0.15	ND<0.15	ND<0.005	ND<0.3
				10/16/2025	ND<0.19	ND<0.19	ND<0.13	ND<0.19	ND<0.13	ND<0.13	ND<0.14	ND<0.13	ND<0.15	ND<0.15	ND<0.005	ND<0.3
				01/30/2026	ND<0.19	ND<0.19	ND<0.13	ND<0.19	ND<0.13	ND<0.13	ND<0.14	ND<0.13	ND<0.15	ND<0.15	ND<0.005	ND<0.3
				05/14/2026	ND<0.21	ND<0.28	ND<0.21	ND<0.50	ND<0.12	ND<0.19	ND<0.23	ND<0.21	ND<0.20	ND<0.18	ND<0.005	ND<0.3
			Pressure Tank	04/03/2025	ND<0.19	ND<0.19	ND<0.13	ND<0.19	ND<0.13	ND<0.13	ND<0.14	ND<0.13	ND<0.15	ND<0.15	ND<0.005	ND<0.3
			Pre-Carbon Treatment	02/03/2025	ND<0.50	ND<0.50	ND<0.50	ND<0.50	ND<0.50	ND<0.50	ND<0.50	ND<0.50	ND<0.50	ND<0.50	ND<0.0094	0.52
			Influent	02/24/2025	ND<0.10	ND<0.10	ND<0.10	ND<0.10	ND<0.10	ND<0.10	ND<0.20	ND<0.10	ND<0.10	ND<0.10	ND<0.0094	0.14 J
			Effluent	02/24/2025	ND<0.10	ND<0.10	ND<0.10	ND<0.10	ND<0.10	ND<0.10	ND<0.20	ND<0.10	ND<0.10	ND<0.10	ND<0.0094	ND<0.12
			Irrigation Well	02/24/2025	ND<0.10	ND<0.10	ND<0.10	ND<0.10	ND<0.10	ND<0.10	ND<0.20	ND<0.10	ND<0.10	ND<0.10	ND<0.0094	**6.5**
			Kitchen Sink	02/03/2025	ND<0.50	ND<0.50	ND<0.50	ND<0.50	ND<0.50	ND<0.50	ND<0.50	ND<0.50	ND<0.50	ND<0.50	ND<0.0094	0.20 J
				02/15/2025	ND<0.50	ND<0.50	ND<0.50	ND<0.50	ND<0.50	ND<0.50	ND<0.50	ND<0.50	ND<0.50	ND<0.50	ND<0.0095	ND<0.12
			Influent	03/15/2025	ND<0.19	ND<0.19	ND<0.13	ND<0.19	ND<0.13	ND<0.13	ND<0.14	ND<0.13	ND<0.15	ND<0.15	ND<0.005	ND<0.3
				03/31/2025	ND<0.19	ND<0.19	ND<0.13	ND<0.19	ND<0.13	ND<0.13	ND<0.14	ND<0.13	ND<0.15	ND<0.15	ND<0.005	ND<0.3
			Midfluent	03/15/2025	ND<0.19	ND<0.19	ND<0.13	ND<0.19	ND<0.13	ND<0.13	ND<0.14	ND<0.13	ND<0.15	ND<0.15	ND<0.005	ND<0.3
				03/31/2025	ND<0.19	ND<0.19	ND<0.13	ND<0.19	ND<0.13	ND<0.13	ND<0.14	ND<0.13	ND<0.15	ND<0.15	ND<0.005	ND<0.3
			Effluent	03/15/2025	ND<0.19	ND<0.19	ND<0.13	ND<0.19	ND<0.13	ND<0.13	ND<0.14	ND<0.13	ND<0.15	ND<0.15	ND<0.005	ND<0.3
				03/31/2025	ND<0.19	ND<0.19	ND<0.13	ND<0.19	ND<0.13	ND<0.13	ND<0.14	ND<0.13	ND<0.15	ND<0.15	ND<0.005	ND<0.3
			Kitchen Sink	02/07/2025	ND<0.50	ND<0.50	ND<0.50	ND<0.50	ND<0.50	ND<0.50	ND<0.50	ND<0.50	ND<0.50	ND<0.50	ND<0.0094	ND<0.12
				03/04/2025	ND<0.19	ND<0.19	ND<0.13	ND<0.19	ND<0.13	ND<0.13	ND<0.14	ND<0.13	ND<0.15	ND<0.15	ND<0.005	ND<0.3
			Kitchen Sink (First Floor)	04/01/2025	ND<0.19	ND<0.19	ND<0.13	ND<0.19	ND<0.13	ND<0.13	ND<0.14	ND<0.13	ND<0.15	ND<0.15	ND<0.005	ND<0.3
			POET-Influent	05/13/2025	ND<0.19	ND<0.19	ND<0.13	ND<0.19	ND<0.13	ND<0.13	ND<0.14	ND<0.13	ND<0.15	ND<0.15	ND<0.005	ND<0.3
			POET-Midfluent	05/13/2025	ND<0.19	ND<0.19	ND<0.13	ND<0.19	ND<0.13	ND<0.13	ND<0.14	ND<0.13	ND<0.15	ND<0.15	ND<0.005	ND<0.3
			POET-Effluent	05/13/2025	ND<0.19	ND<0.19	ND<0.13	ND<0.19	ND<0.13	ND<0.13	ND<0.14	ND<0.13	ND<0.15	ND<0.15	ND<0.005	ND<0.3

Table 1
Potable Well Analytical Results Summary

Sample Address	Well Depth (feet)	Pump Depth (feet)	Sample Location	Date	Benzene (µg/L)	Toluene (µg/L)	Ethyl-benzene (µg/L)	Total Xylenes (µg/L)	MTBE (µg/L)	Isopropyl Benzene (µg/L)	Naph-thalene (µg/L)	1,2,4-Trimethyl-benzene (µg/L)	1,3,5-Trimethyl-benzene (µg/L)	1,2-Dichloro-ethane (µg/L)	1,2 Dibromo-ethane (µg/L)	Dissolved Lead (µg/L)
DEP MSCs for a Residential, Used Aquifer					**5**	**1,000**	**700**	**10,000**	**20**	**840**	**100**	**130**	**130**	**5**	**0.05**	**5**
Redacted			Pressure Tank	02/08/2025	ND<0.50	ND<0.50	ND<0.50	ND<0.50	ND<0.50	ND<0.50	ND<0.50	ND<0.50	ND<0.50	ND<0.50	ND<0.0094	ND<0.12
			Spigot in Basement	03/08/2025	ND<0.19	ND<0.19	ND<0.13	ND<0.19	ND<0.13	ND<0.13	ND<0.14	ND<0.13	ND<0.15	ND<0.15	ND<0.005	ND<0.3
			POET-Influent	04/11/2025	ND<0.19	ND<0.19	ND<0.13	ND<0.19	ND<0.13	ND<0.13	ND<0.14	ND<0.13	ND<0.15	ND<0.15	ND<0.005	ND<0.3
			POET-Midfluent	04/11/2025	ND<0.19	ND<0.19	ND<0.13	ND<0.19	ND<0.13	ND<0.13	ND<0.14	ND<0.13	ND<0.15	ND<0.15	ND<0.005	ND<0.3
			POET-Effluent	04/11/2025	ND<0.19	ND<0.19	ND<0.13	ND<0.19	ND<0.13	ND<0.13	ND<0.14	ND<0.13	ND<0.15	ND<0.15	ND<0.005	ND<0.3
			Kitchen Sink *bypassed	02/05/2025	ND<0.50	ND<0.50	ND<0.50	ND<0.50	ND<0.50	ND<0.50	ND<0.50	ND<0.50	ND<0.50	ND<0.50	ND<0.0093	ND<0.12
			Pressure Tank	03/03/2025	ND<0.19	ND<0.19	ND<0.13	ND<0.19	ND<0.13	ND<0.13	ND<0.14	ND<0.13	ND<0.15	ND<0.15	ND<0.005	3.0
			Influent	03/14/2025	ND<0.19	ND<0.19	ND<0.13	ND<0.19	ND<0.13	ND<0.13	ND<0.14	ND<0.13	ND<0.15	ND<0.15	ND<0.005	ND<0.3
				04/14/2025	ND<0.19	ND<0.19	ND<0.13	ND<0.19	ND<0.13	ND<0.13	ND<0.14	ND<0.13	ND<0.15	ND<0.15	ND<0.005	ND<0.3
			Midfluent	03/14/2025	ND<0.19	ND<0.19	ND<0.13	ND<0.19	ND<0.13	ND<0.13	ND<0.14	ND<0.13	ND<0.15	ND<0.15	ND<0.005	ND<0.3
				04/14/2025	ND<0.19	ND<0.19	ND<0.13	ND<0.19	ND<0.13	ND<0.13	ND<0.14	ND<0.13	ND<0.15	ND<0.15	ND<0.005	ND<0.3
			Kitchen Sink (Effluent)	03/03/2025	ND<0.19	ND<0.19	ND<0.13	ND<0.19	ND<0.13	ND<0.13	ND<0.14	ND<0.13	ND<0.15	ND<0.15	ND<0.005	ND<0.3
			Effluent	03/14/2025	ND<0.19	ND<0.19	ND<0.13	ND<0.19	ND<0.13	ND<0.13	ND<0.14	ND<0.13	ND<0.15	ND<0.15	ND<0.005	ND<0.3
				04/14/2025	ND<0.19	ND<0.19	ND<0.13	ND<0.19	ND<0.13	ND<0.13	ND<0.14	ND<0.13	ND<0.15	ND<0.15	ND<0.005	ND<0.3
			Backyard Spigot	02/13/2025	ND<0.50	ND<0.50	ND<0.50	ND<0.50	ND<0.50	ND<0.50	ND<0.50	ND<0.50	ND<0.50	ND<0.50	ND<0.0095	0.14 J
			Outside Spigot (next to front door)	03/17/2025	ND<0.19	ND<0.19	ND<0.13	ND<0.19	ND<0.13	ND<0.13	ND<0.14	ND<0.13	ND<0.15	ND<0.15	ND<0.005	1.0 J
				04/16/2025	ND<0.19	ND<0.19	ND<0.13	ND<0.19	ND<0.13	ND<0.13	ND<0.14	ND<0.13	ND<0.15	ND<0.15	ND<0.005	ND<0.3
			POET - Influent	06/02/2025	ND<0.19	ND<0.19	ND<0.13	ND<0.19	ND<0.13	ND<0.13	ND<0.14	ND<0.13	ND<0.15	ND<0.15	ND<0.005	2.6
			POET - Midfluent	06/02/2025	ND<0.19	ND<0.19	ND<0.13	ND<0.19	ND<0.13	ND<0.13	ND<0.14	ND<0.13	ND<0.15	ND<0.15	ND<0.005	ND<0.3
			POET - Effluent	06/02/2025	ND<0.19	ND<0.19	ND<0.13	ND<0.19	ND<0.13	ND<0.13	ND<0.14	ND<0.13	ND<0.15	ND<0.15	ND<0.005	ND<0.3
			Pressure Tank	02/03/2025	ND<0.50	ND<0.50	ND<0.50	ND<0.50	ND<0.50	ND<0.50	ND<0.50	ND<0.50	ND<0.50	ND<0.50	ND<0.0094	**5.6**
			Kitchen Sink	03/06/2025	ND<0.19	ND<0.19	ND<0.13	ND<0.19	ND<0.13	ND<0.13	ND<0.14	ND<0.13	ND<0.15	ND<0.15	ND<0.005	ND<0.3
				03/26/2025	ND<0.19	ND<0.19	ND<0.13	ND<0.19	ND<0.13	ND<0.13	ND<0.14	ND<0.13	ND<0.15	ND<0.15	ND<0.005	ND<0.3
			Influent	04/15/2025	ND<0.19	ND<0.19	ND<0.13	ND<0.19	ND<0.13	ND<0.13	ND<0.14	ND<0.13	ND<0.15	ND<0.15	ND<0.005	ND<0.3
			Midfluent	04/15/2025	ND<0.19	ND<0.19	ND<0.13	ND<0.19	ND<0.13	ND<0.13	ND<0.14	ND<0.13	ND<0.15	ND<0.15	ND<0.005	ND<0.3
			Effluent	04/15/2025	ND<0.19	ND<0.19	ND<0.13	ND<0.19	ND<0.13	ND<0.13	ND<0.14	ND<0.13	ND<0.15	ND<0.15	ND<0.005	ND<0.3
			Kitchen Sink	02/13/2025	ND<0.50	ND<0.50	ND<0.50	ND<0.50	ND<0.50	ND<0.50	ND<0.50	ND<0.50	ND<0.50	ND<0.50	ND<0.0094	ND<0.12
				03/26/2025	ND<0.19	ND<0.19	ND<0.13	ND<0.19	ND<0.13	ND<0.13	ND<0.14	ND<0.13	ND<0.15	ND<0.15	ND<0.005	ND<0.3
				04/30/2025	ND<0.19	ND<0.19	ND<0.13	ND<0.19	ND<0.13	ND<0.13	ND<0.14	ND<0.13	ND<0.15	ND<0.15	ND<0.005	ND<0.3
				06/24/2025	ND<0.19	ND<0.19	ND<0.13	ND<0.19	ND<0.13	ND<0.13	ND<0.14	ND<0.13	ND<0.15	ND<0.15	ND<0.005	ND<0.3
				09/23/2025	ND<0.19	ND<0.19	ND<0.13	ND<0.19	ND<0.13	ND<0.13	ND<0.14	ND<0.13	ND<0.15	ND<0.15	ND<0.005	ND<0.3
				01/13/2026	ND<0.19	ND<0.19	ND<0.13	ND<0.19	ND<0.13	ND<0.13	ND<0.14	ND<0.13	ND<0.15	ND<0.15	ND<0.005	ND<0.3
				06/29/2026	ND<0.21	ND<0.28	ND<0.21	ND<0.50	ND<0.12	ND<0.19	ND<0.23	ND<0.21	ND<0.20	ND<0.18	ND<0.005	0.7 J
			Pressure Tank (Influent)	02/05/2025	ND<0.50	ND<0.50	ND<0.50	ND<0.50	ND<0.50	ND<0.50	ND<0.50	ND<0.50	ND<0.50	ND<0.50	ND<0.0092	ND<0.12
				03/12/2025	ND<0.19	ND<0.19	ND<0.13	ND<0.19	ND<0.13	ND<0.13	ND<0.14	ND<0.13	ND<0.15	ND<0.15	ND<0.005	ND<0.3
				05/12/2025	ND<0.19	ND<0.19	ND<0.13	ND<0.19	ND<0.13	ND<0.13	ND<0.14	ND<0.13	ND<0.15	ND<0.15	ND<0.005	ND<0.3
				07/21/2025	ND<0.19	ND<0.19	ND<0.13	ND<0.19	ND<0.13	ND<0.13	ND<0.14	ND<0.13	ND<0.15	ND<0.15	ND<0.005	ND<0.3
			POET - Influent	11/10/2025	ND<0.19	ND<0.19	ND<0.13	ND<0.19	ND<0.13	ND<0.13	ND<0.14	ND<0.13	ND<0.15	ND<0.15	ND<0.005	ND<0.3
				03/27/2026	ND<0.21	ND<0.28	ND<0.21	ND<0.50	ND<0.12	ND<0.19	ND<0.23	ND<0.21	ND<0.20	ND<0.18	ND<0.005	ND<0.3
				07/17/2026	ND<0.21	ND<0.28	ND<0.21	ND<0.50	ND<0.12	ND<0.19	ND<0.23	ND<0.21	ND<0.20	ND<0.18	ND<0.005	ND<0.3
			POET-Midfluent	03/12/2025	ND<0.19	ND<0.19	ND<0.13	ND<0.19	ND<0.13	ND<0.13	ND<0.14	ND<0.13	ND<0.15	ND<0.15	ND<0.005	ND<0.3
				05/12/2025	ND<0.19	ND<0.19	ND<0.13	ND<0.19	ND<0.13	ND<0.13	ND<0.14	ND<0.13	ND<0.15	ND<0.15	ND<0.005	ND<0.3
				11/10/2025	ND<0.19	ND<0.19	ND<0.13	ND<0.19	ND<0.13	ND<0.13	ND<0.14	ND<0.13	ND<0.15	ND<0.15	ND<0.005	ND<0.3
				03/27/2026	ND<0.21	ND<0.28	ND<0.21	ND<0.50	ND<0.12	ND<0.19	ND<0.23	ND<0.21	ND<0.20	ND<0.18	ND<0.005	ND<0.3
				07/17/2026	ND<0.21	ND<0.28	ND<0.21	ND<0.50	ND<0.12	ND<0.19	ND<0.23	ND<0.21	ND<0.20	ND<0.18	ND<0.005	ND<0.3
			POET-Effluent	03/12/2025	ND<0.19	ND<0.19	ND<0.13	ND<0.19	ND<0.13	ND<0.13	ND<0.14	ND<0.13	ND<0.15	ND<0.15	ND<0.005	ND<0.3
				07/21/2025	ND<0.19	ND<0.19	ND<0.13	ND<0.19	ND<0.13	ND<0.13	ND<0.14	ND<0.13	ND<0.15	ND<0.15	ND<0.005	ND<0.3
				11/10/2025	ND<0.19	ND<0.19	ND<0.13	ND<0.19	ND<0.13	ND<0.13	ND<0.14	ND<0.13	ND<0.15	ND<0.15	ND<0.005	ND<0.3
				03/27/2026	ND<0.21	ND<0.28	ND<0.21	ND<0.50	ND<0.12	ND<0.19	ND<0.23	ND<0.21	ND<0.20	ND<0.18	ND<0.005	ND<0.3
				07/17/2026	ND<0.21	ND<0.28	ND<0.21	ND<0.50	ND<0.12	ND<0.19	ND<0.23	ND<0.21	ND<0.20	ND<0.18	ND<0.005	ND<0.3
			Kitchen Sink (Effluent)	05/12/2025	ND<0.19	ND<0.19	ND<0.13	ND<0.19	ND<0.13	ND<0.13	ND<0.14	ND<0.13	ND<0.15	ND<0.15	ND<0.005	ND<0.3
			Utility Sink	02/04/2025	ND<0.50	ND<0.50	ND<0.50	ND<0.50	ND<0.50	ND<0.50	ND<0.50	ND<0.50	ND<0.50	ND<0.50	ND<0.0096	0.33 J
				02/28/2025	ND<0.10	ND<0.10	ND<0.10	ND<0.10	ND<0.10	ND<0.10	ND<0.20	ND<0.10	ND<0.10	ND<0.10	ND<0.0095	0.54
			POET-Influent	03/13/2025	ND<0.19	ND<0.19	ND<0.13	ND<0.19	ND<0.13	ND<0.13	ND<0.14	ND<0.13	ND<0.15	ND<0.15	ND<0.005	ND<0.3
				04/15/2025	ND<0.19	ND<0.19	ND<0.13	ND<0.19	ND<0.13	ND<0.13	ND<0.14	ND<0.13	ND<0.15	ND<0.15	ND<0.005	ND<0.3
				05/12/2025	ND<0.19	ND<0.19	ND<0.13	ND<0.19	ND<0.13	ND<0.13	ND<0.14	ND<0.13	ND<0.15	ND<0.15	ND<0.005	ND<0.3
				07/22/2025	ND<0.19	ND<0.19	ND<0.13	ND<0.19	ND<0.13	ND<0.13	ND<0.14	ND<0.13	ND<0.15	ND<0.15	ND<0.005	ND<0.3
				10/29/2025	ND<0.19	ND<0.19	ND<0.13	ND<0.19	ND<0.13	ND<0.13	ND<0.14	ND<0.13	ND<0.15	ND<0.15	ND<0.005	ND<0.3
				02/09/2026	ND<0.19	ND<0.19	ND<0.13	ND<0.19	ND<0.13	ND<0.13	ND<0.14	ND<0.13	ND<0.15	ND<0.15	ND<0.005	ND<0.3
				05/18/2026	ND<0.21	ND<0.28	ND<0.21	ND<0.50	ND<0.12	ND<0.19	ND<0.23	ND<0.21	ND<0.20	ND<0.18	ND<0.005	ND<0.3
				08/17/2026	ND<0.21	ND<0.28	ND<0.21	ND<0.50	ND<0.12	ND<0.19	ND<0.23	ND<0.21	ND<0.20	ND<0.18	ND<0.005	ND<0.3
			POET-Midfluent	03/13/2025	ND<0.19	ND<0.19	ND<0.13	ND<0.19	ND<0.13	ND<0.13	ND<0.14	ND<0.13	ND<0.15	ND<0.15	ND<0.005	ND<0.3
				04/15/2025	ND<0.19	ND<0.19	ND<0.13	ND<0.19	ND<0.13	ND<0.13	ND<0.14	ND<0.13	ND<0.15	ND<0.15	ND<0.005	ND<0.3
				05/12/2025	ND<0.19	ND<0.19	ND<0.13	ND<0.19	ND<0.13	ND<0.13	ND<0.14	ND<0.13	ND<0.15	ND<0.15	ND<0.005	ND<0.3
				07/22/2025	ND<0.19	ND<0.19	ND<0.13	ND<0.19	ND<0.13	ND<0.13	ND<0.14	ND<0.13	ND<0.15	ND<0.15	ND<0.005	ND<0.3
				10/29/2025	ND<0.19	ND<0.19	ND<0.13	ND<0.19	ND<0.13	ND<0.13	ND<0.14	ND<0.13	ND<0.15	ND<0.15	ND<0.005	ND<0.3
				02/09/2026	ND<0.19	ND<0.19	ND<0.13	ND<0.19	ND<0.13	ND<0.13	ND<0.14	ND<0.13	ND<0.15	ND<0.15	ND<0.005	ND<0.3
				05/18/2026	ND<0.21	ND<0.28	ND<0.21	ND<0.50	ND<0.12	ND<0.19	ND<0.23	ND<0.21	ND<0.20	ND<0.18	ND<0.005	ND<0.3
				08/17/2026	ND<0.21	ND<0.28	ND<0.21	ND<0.50	ND<0.12	ND<0.19	ND<0.23	ND<0.21	ND<0.20	ND<0.18	ND<0.005	ND<0.3
			POET-Effluent	03/13/2025	ND<0.19	ND<0.19	ND<0.13	ND<0.19	ND<0.13	ND<0.13	ND<0.14	ND<0.13	ND<0.15	ND<0.15	ND<0.005	ND<0.3
				04/15/2025	ND<0.19	ND<0.19	ND<0.13	ND<0.19	ND<0.13	ND<0.13	ND<0.14	ND<0.13	ND<0.15	ND<0.15	ND<0.005	ND<0.3
				05/12/2025	ND<0.19	ND<0.19	ND<0.13	ND<0.19	ND<0.13	ND<0.13	ND<0.14	ND<0.13	ND<0.15	ND<0.15	ND<0.005	ND<0.3
				07/22/2025	ND<0.19	ND<0.19	ND<0.13	ND<0.19	ND<0.13	ND<0.13	ND<0.14	ND<0.13	ND<0.15	ND<0.15	ND<0.005	ND<0.3
				10/29/2025	ND<0.19	ND<0.19	ND<0.13	ND<0.19	ND<0.13	ND<0.13	ND<0.14	ND<0.13	ND<0.15	ND<0.15	ND<0.005	ND<0.3
				02/09/2026	ND<0.19	ND<0.19	ND<0.13	ND<0.19	ND<0.13	ND<0.13	ND<0.14	ND<0.13	ND<0.15	ND<0.15	ND<0.005	ND<0.3
				05/18/2026	ND<0.21	ND<0.28	ND<0.21	ND<0.50	ND<0.12	ND<0.19	ND<0.23	ND<0.21	ND<0.20	ND<0.18	ND<0.005	ND<0.3
				08/17/2026	ND<0.21	ND<0.28	ND<0.21	ND<0.50	ND<0.12	ND<0.19	ND<0.23	ND<0.21	ND<0.20	ND<0.18	ND<0.005	ND<0.3

Table 1
Potable Well Analytical Results Summary

Redacted

Sample Address	Well Depth (feet)	Pump Depth (feet)	Sample Location	Date	Benzene (µg/L)	Toluene (µg/L)	Ethyl-benzene (µg/L)	Total Xylenes (µg/L)	MTBE (µg/L)	Isopropyl Benzene (µg/L)	Naph-thalene (µg/L)	1,2,4-Trimethyl-benzene (µg/L)	1,3,5-Trimethyl-benzene (µg/L)	1,2-Dichloro-ethane (µg/L)	1,2 Dibromo-ethane (µg/L)	Dissolved Lead (µg/L)
DEP MSCs for a Residential, Used Aquifer					5	1,000	700	10,000	20	840	100	130	130	5	0.05	5
			Kitchen Sink	02/04/2025	ND<0.50	ND<0.50	ND<0.50	ND<0.50	ND<0.50	ND<0.50	ND<0.50	ND<0.50	ND<0.50	ND<0.50	ND<0.0093	ND<0.12
				03/07/2025	ND<0.19	ND<0.19	ND<0.13	ND<0.19	ND<0.13	ND<0.13	ND<0.14	ND<0.13	ND<0.15	ND<0.15	ND<0.005	ND<0.3
			POET-Influent	03/20/2025	ND<0.19	ND<0.19	ND<0.13	ND<0.19	ND<0.13	ND<0.13	ND<0.14	ND<0.13	ND<0.15	ND<0.15	ND<0.005	ND<0.3
				06/16/2025	ND<0.19	ND<0.19	ND<0.13	ND<0.19	ND<0.13	ND<0.13	ND<0.14	ND<0.13	ND<0.15	ND<0.15	ND<0.005	ND<0.3
				10/08/2025	ND<0.19	ND<0.19	ND<0.13	ND<0.19	ND<0.13	ND<0.13	ND<0.14	ND<0.13	ND<0.15	ND<0.15	ND<0.005	ND<0.3
				02/06/2026	ND<0.19	ND<0.19	ND<0.13	ND<0.19	ND<0.13	ND<0.13	ND<0.14	ND<0.13	ND<0.15	ND<0.15	ND<0.005	ND<0.3
				05/04/2026	ND<0.21	ND<0.28	ND<0.21	ND<0.50	ND<0.12	ND<0.19	ND<0.23	ND<0.21	ND<0.20	ND<0.18	ND<0.005	ND<0.3
				08/14/2026	ND<0.21	ND<0.28	ND<0.21	ND<0.50	ND<0.12	ND<0.19	ND<0.23	ND<0.21	ND<0.20	ND<0.18	ND<0.005	ND<0.3
			POET-Midfluent	03/20/2025	ND<0.19	ND<0.19	ND<0.13	ND<0.19	ND<0.13	ND<0.13	ND<0.14	ND<0.13	ND<0.15	ND<0.15	ND<0.005	ND<0.3
				06/16/2025	ND<0.19	ND<0.19	ND<0.13	ND<0.19	ND<0.13	ND<0.13	ND<0.14	ND<0.13	ND<0.15	ND<0.15	ND<0.005	ND<0.3
				10/08/2025	ND<0.19	ND<0.19	ND<0.13	ND<0.19	ND<0.13	ND<0.13	ND<0.14	ND<0.13	ND<0.15	ND<0.15	ND<0.005	ND<0.3
				02/06/2026	ND<0.19	ND<0.19	ND<0.13	ND<0.19	ND<0.13	ND<0.13	ND<0.14	ND<0.13	ND<0.15	ND<0.15	ND<0.005	ND<0.3
				05/04/2026	ND<0.21	ND<0.28	ND<0.21	ND<0.50	ND<0.12	ND<0.19	ND<0.23	ND<0.21	ND<0.20	ND<0.18	ND<0.005	ND<0.3
				08/14/2026	ND<0.21	ND<0.28	ND<0.21	ND<0.50	ND<0.12	ND<0.19	ND<0.23	ND<0.21	ND<0.20	ND<0.18	ND<0.005	ND<0.3
			POET-Effluent	03/20/2025	ND<0.19	ND<0.19	ND<0.13	ND<0.19	ND<0.13	ND<0.13	ND<0.14	ND<0.13	ND<0.15	ND<0.15	ND<0.005	ND<0.3
				06/16/2025	ND<0.19	ND<0.19	ND<0.13	ND<0.19	ND<0.13	ND<0.13	ND<0.14	ND<0.13	ND<0.15	ND<0.15	ND<0.005	ND<0.3
				10/08/2025	ND<0.19	ND<0.19	ND<0.13	ND<0.19	ND<0.13	ND<0.13	ND<0.14	ND<0.13	ND<0.15	ND<0.15	ND<0.005	ND<0.3
				02/06/2026	ND<0.19	ND<0.19	ND<0.13	ND<0.19	ND<0.13	ND<0.13	ND<0.14	ND<0.13	ND<0.15	ND<0.15	ND<0.005	ND<0.3
				05/04/2026	ND<0.21	ND<0.28	ND<0.21	ND<0.50	ND<0.12	ND<0.19	ND<0.23	ND<0.21	ND<0.20	ND<0.18	ND<0.005	ND<0.3
				08/14/2026	ND<0.21	ND<0.28	ND<0.21	ND<0.50	ND<0.12	ND<0.19	ND<0.23	ND<0.21	ND<0.20	ND<0.18	ND<0.005	ND<0.3
			Kitchen Sink	02/07/2025	ND<0.50	ND<0.50	ND<0.50	ND<0.50	ND<0.50	ND<0.50	ND<0.50	ND<0.50	ND<0.50	ND<0.50	ND<0.0094	ND<0.12
			POET-Influent	03/22/2025	ND<0.19	ND<0.19	ND<0.13	ND<0.19	ND<0.13	ND<0.13	ND<0.14	ND<0.13	ND<0.15	ND<0.15	ND<0.005	ND<0.3
				05/16/2025	ND<0.19	ND<0.19	ND<0.13	ND<0.19	ND<0.13	ND<0.13	ND<0.14	ND<0.13	ND<0.15	ND<0.15	ND<0.005	ND<0.3
				07/01/2025	ND<0.19	ND<0.19	ND<0.13	ND<0.19	ND<0.13	ND<0.13	ND<0.14	ND<0.13	ND<0.15	ND<0.15	ND<0.005	ND<0.3
				10/23/2025	ND<0.19	ND<0.19	ND<0.13	ND<0.19	ND<0.13	ND<0.13	ND<0.14	ND<0.13	ND<0.15	ND<0.15	ND<0.005	ND<0.3
				01/23/2026	ND<0.19	ND<0.19	ND<0.13	ND<0.19	ND<0.13	ND<0.13	ND<0.14	ND<0.13	ND<0.15	ND<0.15	ND<0.005	ND<0.3
				04/14/2026	ND<0.21	ND<0.28	ND<0.21	ND<0.50	ND<0.12	ND<0.19	ND<0.23	ND<0.21	ND<0.20	ND<0.18	ND<0.005	ND<0.3
				07/24/2026	ND<0.21	ND<0.28	ND<0.21	ND<0.50	ND<0.12	ND<0.19	ND<0.23	ND<0.21	ND<0.20	ND<0.18	ND<0.005	ND<0.3
			POET-Midfluent	03/22/2025	ND<0.19	ND<0.19	ND<0.13	ND<0.19	ND<0.13	ND<0.13	ND<0.14	ND<0.13	ND<0.15	ND<0.15	ND<0.005	ND<0.3
				05/16/2025	ND<0.19	ND<0.19	ND<0.13	ND<0.19	ND<0.13	ND<0.13	ND<0.14	ND<0.13	ND<0.15	ND<0.15	ND<0.005	ND<0.3
				07/01/2025	ND<0.19	ND<0.19	ND<0.13	ND<0.19	ND<0.13	ND<0.13	ND<0.14	ND<0.13	ND<0.15	ND<0.15	ND<0.005	ND<0.3
				10/23/2025	ND<0.19	ND<0.19	ND<0.13	ND<0.19	ND<0.13	ND<0.13	ND<0.14	ND<0.13	ND<0.15	ND<0.15	ND<0.005	ND<0.3
				01/23/2026	ND<0.19	ND<0.19	ND<0.13	ND<0.19	ND<0.13	ND<0.13	ND<0.14	ND<0.13	ND<0.15	ND<0.15	ND<0.005	ND<0.3
				04/14/2026	ND<0.21	ND<0.28	ND<0.21	ND<0.50	ND<0.12	ND<0.19	ND<0.23	ND<0.21	ND<0.20	ND<0.18	ND<0.005	ND<0.3
				07/24/2026	ND<0.21	ND<0.28	ND<0.21	ND<0.50	ND<0.12	ND<0.19	ND<0.23	ND<0.21	ND<0.20	ND<0.18	ND<0.005	ND<0.3
			POET-Effluent	03/22/2025	ND<0.19	ND<0.19	ND<0.13	ND<0.19	ND<0.13	ND<0.13	ND<0.14	ND<0.13	ND<0.15	ND<0.15	ND<0.005	ND<0.3
				05/16/2025	ND<0.19	ND<0.19	ND<0.13	ND<0.19	ND<0.13	ND<0.13	ND<0.14	ND<0.13	ND<0.15	ND<0.15	ND<0.005	ND<0.3
				07/01/2025	ND<0.19	ND<0.19	ND<0.13	ND<0.19	ND<0.13	ND<0.13	ND<0.14	ND<0.13	ND<0.15	ND<0.15	ND<0.005	ND<0.3
				10/23/2025	ND<0.19	ND<0.19	ND<0.13	ND<0.19	ND<0.13	ND<0.13	ND<0.14	ND<0.13	ND<0.15	ND<0.15	ND<0.005	ND<0.3
				01/23/2026	ND<0.19	ND<0.19	ND<0.13	ND<0.19	ND<0.13	ND<0.13	ND<0.14	ND<0.13	ND<0.15	ND<0.15	ND<0.005	ND<0.3
				04/14/2026	ND<0.21	ND<0.28	ND<0.21	ND<0.50	ND<0.12	ND<0.19	ND<0.23	ND<0.21	ND<0.20	ND<0.18	ND<0.005	ND<0.3
				07/24/2026	ND<0.21	ND<0.28	ND<0.21	ND<0.50	ND<0.12	ND<0.19	ND<0.23	ND<0.21	ND<0.20	ND<0.18	ND<0.005	ND<0.3
			Pressure Tank	02/06/2025	ND<0.50	ND<0.50	ND<0.50	ND<0.50	ND<0.50	ND<0.50	ND<0.50	ND<0.50	ND<0.50	ND<0.50	ND<0.0095	**24**
				02/28/2025	ND<0.10	ND<0.10	ND<0.10	ND<0.10	ND<0.10	ND<0.10	ND<0.20	ND<0.10	ND<0.10	ND<0.10	ND<0.0095	1.7
			POET-Influent	03/24/2025	ND<0.19	ND<0.19	ND<0.13	ND<0.19	ND<0.13	ND<0.13	ND<0.14	ND<0.13	ND<0.15	ND<0.15	ND<0.005	ND<0.3
				05/13/2025	ND<0.19	ND<0.19	ND<0.13	ND<0.19	ND<0.13	ND<0.13	ND<0.14	ND<0.13	ND<0.15	ND<0.15	ND<0.005	ND<0.3
				07/31/2025	ND<0.19	ND<0.19	ND<0.13	ND<0.19	ND<0.13	ND<0.13	ND<0.14	ND<0.13	ND<0.15	ND<0.15	ND<0.005	ND<0.3
				11/14/2025	ND<0.19	ND<0.19	ND<0.13	ND<0.19	ND<0.13	ND<0.13	ND<0.14	ND<0.13	ND<0.15	ND<0.15	ND<0.005	ND<0.3
				02/12/2026	ND<0.19	ND<0.19	ND<0.13	ND<0.19	ND<0.13	ND<0.13	ND<0.14	ND<0.13	ND<0.15	ND<0.15	ND<0.005	ND<0.3
				05/11/2026	ND<0.21	ND<0.28	ND<0.21	ND<0.50	ND<0.12	ND<0.19	ND<0.23	ND<0.21	ND<0.20	ND<0.18	ND<0.005	ND<0.3
				08/11/2026	ND<0.21	ND<0.28	ND<0.21	ND<0.50	ND<0.12	ND<0.19	ND<0.23	ND<0.21	ND<0.20	ND<0.18	ND<0.005	ND<0.3
			POET-Midfluent	03/24/2025	ND<0.19	ND<0.19	ND<0.13	ND<0.19	ND<0.13	ND<0.13	ND<0.14	ND<0.13	ND<0.15	ND<0.15	ND<0.005	ND<0.3
				05/13/2025	ND<0.19	ND<0.19	ND<0.13	ND<0.19	ND<0.13	ND<0.13	ND<0.14	ND<0.13	ND<0.15	ND<0.15	ND<0.005	ND<0.3
				07/31/2025	ND<0.19	ND<0.19	ND<0.13	ND<0.19	ND<0.13	ND<0.13	ND<0.14	ND<0.13	ND<0.15	ND<0.15	ND<0.005	ND<0.3
				11/14/2025	ND<0.19	ND<0.19	ND<0.13	ND<0.19	ND<0.13	ND<0.13	ND<0.14	ND<0.13	ND<0.15	ND<0.15	ND<0.005	ND<0.3
				02/12/2026	ND<0.19	ND<0.19	ND<0.13	ND<0.19	ND<0.13	ND<0.13	ND<0.14	ND<0.13	ND<0.15	ND<0.15	ND<0.005	ND<0.3
				05/11/2026	ND<0.21	ND<0.28	ND<0.21	ND<0.50	ND<0.12	ND<0.19	ND<0.23	ND<0.21	ND<0.20	ND<0.18	ND<0.005	ND<0.3
				08/11/2026	ND<0.21	ND<0.28	ND<0.21	ND<0.50	ND<0.12	ND<0.19	ND<0.23	ND<0.21	ND<0.20	ND<0.18	ND<0.005	ND<0.3
			POET-Effluent	03/24/2025	ND<0.19	ND<0.19	ND<0.13	ND<0.19	ND<0.13	ND<0.13	ND<0.14	ND<0.13	ND<0.15	ND<0.15	ND<0.005	ND<0.3
				05/13/2025	ND<0.19	ND<0.19	ND<0.13	ND<0.19	ND<0.13	ND<0.13	ND<0.14	ND<0.13	ND<0.15	ND<0.15	ND<0.005	ND<0.3
				07/31/2025	ND<0.19	ND<0.19	ND<0.13	ND<0.19	ND<0.13	ND<0.13	ND<0.14	ND<0.13	ND<0.15	ND<0.15	ND<0.005	ND<0.3
				11/14/2025	ND<0.19	ND<0.19	ND<0.13	ND<0.19	ND<0.13	ND<0.13	ND<0.14	ND<0.13	ND<0.15	ND<0.15	ND<0.005	ND<0.3
				02/12/2026	ND<0.19	ND<0.19	ND<0.13	ND<0.19	ND<0.13	ND<0.13	ND<0.14	ND<0.13	ND<0.15	ND<0.15	ND<0.005	ND<0.3
				05/11/2026	ND<0.21	ND<0.28	ND<0.21	ND<0.50	ND<0.12	ND<0.19	ND<0.23	ND<0.21	ND<0.20	ND<0.18	ND<0.005	ND<0.3
				08/11/2026	ND<0.21	ND<0.28	ND<0.21	ND<0.50	ND<0.12	ND<0.19	ND<0.23	ND<0.21	ND<0.20	ND<0.18	ND<0.005	ND<0.3
			Bathroom Sink Next to Kitchen	02/14/2025	ND<0.50	ND<0.50	ND<0.50	ND<0.50	ND<0.50	ND<0.50	ND<0.50	ND<0.50	ND<0.50	ND<0.50	ND<0.0094	ND<0.12
				02/21/2025	ND<0.10	ND<0.10	ND<0.10	ND<0.10	ND<0.10	ND<0.10	ND<0.20	ND<0.10	ND<0.10	ND<0.10	ND<0.0097	0.16 J
			Kitchen Sink	04/11/2025	ND<0.19	ND<0.19	ND<0.13	ND<0.19	ND<0.13	ND<0.13	ND<0.14	ND<0.13	ND<0.15	ND<0.15	ND<0.005	ND<0.3
				09/29/2025	ND<0.19	ND<0.19	ND<0.13	ND<0.19	ND<0.13	ND<0.13	ND<0.14	ND<0.13	ND<0.15	ND<0.15	ND<0.005	ND<0.3
			Bathroom Sink	03/24/2026	ND<0.21	ND<0.28	ND<0.21	ND<0.50	ND<0.12	ND<0.19	ND<0.23	ND<0.21	ND<0.20	ND<0.18	ND<0.005	0.5 J
				06/30/2026	ND<0.21	ND<0.28	ND<0.21	ND<0.50	ND<0.12	ND<0.19	ND<0.23	ND<0.21	ND<0.20	ND<0.18	ND<0.005	0.4 J

Table 1
Potable Well Analytical Results Summary

Sample Address	Well Depth (feet)	Pump Depth (feet)	Sample Location	Date	Benzene (µg/L)	Toluene (µg/L)	Ethyl-benzene (µg/L)	Total Xylenes (µg/L)	MTBE (µg/L)	Isopropyl Benzene (µg/L)	Naph-thalene (µg/L)	1,2,4-Trimethyl-benzene (µg/L)	1,3,5-Trimethyl-benzene (µg/L)	1,2-Dichloro-ethane (µg/L)	1,2 Dibromo-ethane (µg/L)	Dissolved Lead (µg/L)
DEP MSCs for a Residential, Used Aquifer					5	1,000	700	10,000	20	840	100	130	130	5	0.05	5
Redacted			Kitchen Sink	02/05/2025	ND<0.50	ND<0.50	ND<0.50	ND<0.50	ND<0.50	ND<0.50	ND<0.50	ND<0.50	ND<0.50	ND<0.50	ND<0.0094	0.25 J
				03/01/2025	ND<0.19	ND<0.19	ND<0.13	ND<0.19	ND<0.13	ND<0.13	ND<0.14	ND<0.13	ND<0.15	ND<0.15	ND<0.005	ND<0.3
			POET-Influent	03/13/2025	ND<0.19	ND<0.19	ND<0.13	ND<0.19	ND<0.13	ND<0.13	ND<0.14	ND<0.13	ND<0.15	ND<0.15	ND<0.005	ND<0.3
				05/14/2025	ND<0.19	ND<0.19	ND<0.13	ND<0.19	ND<0.13	ND<0.13	ND<0.14	ND<0.13	ND<0.15	ND<0.15	ND<0.005	ND<0.3
				07/14/2025	ND<0.19	ND<0.19	ND<0.13	ND<0.19	ND<0.13	ND<0.13	ND<0.14	ND<0.13	ND<0.15	ND<0.15	ND<0.005	ND<0.3
				10/15/2025	ND<0.19	ND<0.19	ND<0.13	ND<0.19	ND<0.13	ND<0.13	ND<0.14	ND<0.13	ND<0.15	ND<0.15	ND<0.005	ND<0.3
				01/15/2026	ND<0.19	ND<0.19	ND<0.13	ND<0.19	ND<0.13	ND<0.13	ND<0.14	ND<0.13	ND<0.15	ND<0.15	ND<0.005	ND<0.3
				04/14/2026	ND<0.21	ND<0.28	ND<0.21	ND<0.50	ND<0.12	ND<0.19	ND<0.23	ND<0.21	ND<0.20	ND<0.18	ND<0.005	ND<0.3
				07/09/2026	ND<0.21	ND<0.28	ND<0.21	ND<0.50	ND<0.12	ND<0.19	ND<0.23	ND<0.21	ND<0.20	ND<0.18	ND<0.005	ND<0.3
			POET-Midfluent	03/13/2025	ND<0.19	ND<0.19	ND<0.13	ND<0.19	ND<0.13	ND<0.13	ND<0.14	ND<0.13	ND<0.15	ND<0.15	ND<0.005	ND<0.3
				05/14/2025	ND<0.19	ND<0.19	ND<0.13	ND<0.19	ND<0.13	ND<0.13	ND<0.14	ND<0.13	ND<0.15	ND<0.15	ND<0.005	ND<0.3
				07/14/2025	ND<0.19	ND<0.19	ND<0.13	ND<0.19	ND<0.13	ND<0.13	ND<0.14	ND<0.13	ND<0.15	ND<0.15	ND<0.005	ND<0.3
				10/15/2025	ND<0.19	ND<0.19	ND<0.13	ND<0.19	ND<0.13	ND<0.13	ND<0.14	ND<0.13	ND<0.15	ND<0.15	ND<0.005	ND<0.3
				01/15/2026	ND<0.19	ND<0.19	ND<0.13	ND<0.19	ND<0.13	ND<0.13	ND<0.14	ND<0.13	ND<0.15	ND<0.15	ND<0.005	ND<0.3
				04/14/2026	ND<0.21	ND<0.28	ND<0.21	ND<0.50	ND<0.12	ND<0.19	ND<0.23	ND<0.21	ND<0.20	ND<0.18	ND<0.005	ND<0.3
				07/09/2026	ND<0.21	ND<0.28	ND<0.21	ND<0.50	ND<0.12	ND<0.19	ND<0.23	ND<0.21	ND<0.20	ND<0.18	ND<0.005	ND<0.3
			POET-Effluent	03/13/2025	ND<0.19	ND<0.19	ND<0.13	ND<0.19	ND<0.13	ND<0.13	ND<0.14	ND<0.13	ND<0.15	ND<0.15	ND<0.005	ND<0.3
				05/14/2025	ND<0.19	ND<0.19	ND<0.13	ND<0.19	ND<0.13	ND<0.13	ND<0.14	ND<0.13	ND<0.15	ND<0.15	ND<0.005	ND<0.3
				07/14/2025	ND<0.19	ND<0.19	ND<0.13	ND<0.19	ND<0.13	ND<0.13	ND<0.14	ND<0.13	ND<0.15	ND<0.15	ND<0.005	ND<0.3
				10/15/2025	ND<0.19	ND<0.19	ND<0.13	ND<0.19	ND<0.13	ND<0.13	ND<0.14	ND<0.13	ND<0.15	ND<0.15	ND<0.005	ND<0.3
				01/15/2026	ND<0.19	ND<0.19	ND<0.13	ND<0.19	ND<0.13	ND<0.13	ND<0.14	ND<0.13	ND<0.15	ND<0.15	ND<0.005	ND<0.3
				04/14/2026	ND<0.21	ND<0.28	ND<0.21	ND<0.50	ND<0.12	ND<0.19	ND<0.23	ND<0.21	ND<0.20	ND<0.18	ND<0.005	ND<0.3
				07/09/2026	ND<0.21	ND<0.28	ND<0.21	ND<0.50	ND<0.12	ND<0.19	ND<0.23	ND<0.21	ND<0.20	ND<0.18	ND<0.005	ND<0.3
			Pressure Tank (Influent)	02/04/2025	ND<0.50	ND<0.50	ND<0.50	ND<0.50	ND<0.50	ND<0.50	ND<0.50	ND<0.50	ND<0.50	ND<0.50	ND<0.0094	0.66 J
				02/28/2025	ND<0.10	ND<0.10	ND<0.10	ND<0.10	ND<0.10	ND<0.10	ND<0.20	ND<0.10	ND<0.10	ND<0.10	ND<0.0095	2.2
			POET-Influent	03/15/2025	ND<0.19	ND<0.19	ND<0.13	ND<0.19	ND<0.13	ND<0.13	ND<0.14	ND<0.13	ND<0.15	ND<0.15	ND<0.005	ND<0.3
				04/12/2025	ND<0.19	ND<0.19	ND<0.13	ND<0.19	ND<0.13	ND<0.13	ND<0.14	ND<0.13	ND<0.15	ND<0.15	ND<0.005	ND<0.3
				05/21/2025	ND<0.19	ND<0.19	ND<0.13	ND<0.19	ND<0.13	ND<0.13	ND<0.14	ND<0.13	ND<0.15	ND<0.15	ND<0.005	ND<0.3
				08/12/2025	ND<0.19	ND<0.19	ND<0.13	ND<0.19	ND<0.13	ND<0.13	ND<0.14	ND<0.13	ND<0.15	ND<0.15	ND<0.005	ND<0.3
				11/07/2025	ND<0.19	ND<0.19	ND<0.13	ND<0.19	ND<0.13	ND<0.13	ND<0.14	ND<0.13	ND<0.15	ND<0.15	ND<0.005	ND<0.3
				01/30/2026	ND<0.19	ND<0.19	ND<0.13	ND<0.19	ND<0.13	ND<0.13	ND<0.14	ND<0.13	ND<0.15	ND<0.15	ND<0.005	ND<0.3
				04/24/2026	ND<0.21	ND<0.28	ND<0.21	ND<0.50	ND<0.12	ND<0.19	ND<0.23	ND<0.21	ND<0.20	ND<0.18	ND<0.005	ND<0.3
				07/21/2026	ND<0.21	ND<0.28	ND<0.21	ND<0.50	ND<0.12	ND<0.19	ND<0.23	ND<0.21	ND<0.20	ND<0.18	ND<0.005	ND<0.3
			POET-Midfluent	03/15/2025	ND<0.19	ND<0.19	ND<0.13	ND<0.19	ND<0.13	ND<0.13	ND<0.14	ND<0.13	ND<0.15	ND<0.15	ND<0.005	ND<0.3
				04/12/2025	ND<0.19	ND<0.19	ND<0.13	ND<0.19	ND<0.13	ND<0.13	ND<0.14	ND<0.13	ND<0.15	ND<0.15	ND<0.005	ND<0.3
				05/21/2025	ND<0.19	ND<0.19	ND<0.13	ND<0.19	ND<0.13	ND<0.13	ND<0.14	ND<0.13	ND<0.15	ND<0.15	ND<0.005	ND<0.3
				08/12/2025	ND<0.19	ND<0.19	ND<0.13	ND<0.19	ND<0.13	ND<0.13	ND<0.14	ND<0.13	ND<0.15	ND<0.15	ND<0.005	ND<0.3
				11/07/2025	ND<0.19	ND<0.19	ND<0.13	ND<0.19	ND<0.13	ND<0.13	ND<0.14	ND<0.13	ND<0.15	ND<0.15	ND<0.005	ND<0.3
				01/30/2026	ND<0.19	ND<0.19	ND<0.13	ND<0.19	ND<0.13	ND<0.13	ND<0.14	ND<0.13	ND<0.15	ND<0.15	ND<0.005	ND<0.3
				04/24/2026	ND<0.21	ND<0.28	ND<0.21	ND<0.50	ND<0.12	ND<0.19	ND<0.23	ND<0.21	ND<0.20	ND<0.18	ND<0.005	ND<0.3
				07/21/2026	ND<0.21	ND<0.28	ND<0.21	ND<0.50	ND<0.12	ND<0.19	ND<0.23	ND<0.21	ND<0.20	ND<0.18	ND<0.005	ND<0.3
			Kitchen Sink (Effluent)	02/28/2025	ND<0.10	ND<0.10	ND<0.10	ND<0.10	ND<0.10	ND<0.10	ND<0.20	ND<0.10	ND<0.10	ND<0.10	ND<0.0095	0.17 J
			POET-Effluent	03/15/2025	ND<0.19	ND<0.19	ND<0.13	ND<0.19	ND<0.13	ND<0.13	ND<0.14	ND<0.13	ND<0.15	ND<0.15	ND<0.005	ND<0.3
				04/12/2025	ND<0.19	ND<0.19	ND<0.13	ND<0.19	ND<0.13	ND<0.13	ND<0.14	ND<0.13	ND<0.15	ND<0.15	ND<0.005	ND<0.3
				05/21/2025	ND<0.19	ND<0.19	ND<0.13	ND<0.19	ND<0.13	ND<0.13	ND<0.14	ND<0.13	ND<0.15	ND<0.15	ND<0.005	ND<0.3
				08/12/2025	ND<0.19	ND<0.19	ND<0.13	ND<0.19	ND<0.13	ND<0.13	ND<0.14	ND<0.13	ND<0.15	ND<0.15	ND<0.005	ND<0.3
				11/07/2025	ND<0.19	ND<0.19	ND<0.13	ND<0.19	ND<0.13	ND<0.13	ND<0.14	ND<0.13	ND<0.15	ND<0.15	ND<0.005	ND<0.3
				01/30/2026	ND<0.19	ND<0.19	ND<0.13	ND<0.19	ND<0.13	ND<0.13	ND<0.14	ND<0.13	ND<0.15	ND<0.15	ND<0.005	ND<0.3
				04/24/2026	ND<0.21	ND<0.28	ND<0.21	ND<0.50	ND<0.12	ND<0.19	ND<0.23	ND<0.21	ND<0.20	ND<0.18	ND<0.005	ND<0.3
				07/21/2026	ND<0.21	ND<0.28	ND<0.21	ND<0.50	ND<0.12	ND<0.19	ND<0.23	ND<0.21	ND<0.20	ND<0.18	ND<0.005	ND<0.3
			Bathroom Sink	02/19/2025	ND<0.10	ND<0.10	ND<0.10	ND<0.10	0.45 J	ND<0.10	ND<0.20	ND<0.10	ND<0.10	ND<0.10	ND<0.0095	1.2
				03/07/2025	ND<0.19	ND<0.19	ND<0.13	ND<0.19	ND<0.13	ND<0.13	ND<0.14	ND<0.13	ND<0.15	ND<0.15	ND<0.005	0.8 J
			POET-Influent	03/27/2025	ND<0.19	ND<0.19	ND<0.13	ND<0.19	ND<0.13	ND<0.13	ND<0.14	ND<0.13	ND<0.15	ND<0.15	ND<0.005	ND<0.3
				05/14/2025	ND<0.19	ND<0.19	ND<0.13	ND<0.19	ND<0.13	ND<0.13	ND<0.14	ND<0.13	ND<0.15	ND<0.15	ND<0.005	0.5 J
				08/08/2025	ND<0.19	ND<0.19	ND<0.13	ND<0.19	ND<0.13	ND<0.13	ND<0.14	ND<0.13	ND<0.15	ND<0.15	ND<0.005	0.5 J
				10/29/2025	ND<0.19	ND<0.19	ND<0.13	ND<0.19	ND<0.13	ND<0.13	ND<0.14	ND<0.13	ND<0.15	ND<0.15	ND<0.005	ND<0.3
				01/29/2026	ND<0.19	ND<0.19	ND<0.13	ND<0.19	ND<0.13	ND<0.13	ND<0.14	ND<0.13	ND<0.15	ND<0.15	ND<0.005	0.6 J
				04/22/2026	ND<0.21	ND<0.28	ND<0.21	ND<0.50	ND<0.12	ND<0.19	ND<0.23	ND<0.21	ND<0.20	ND<0.18	ND<0.005	0.6 J
				07/16/2026	ND<0.21	ND<0.28	ND<0.21	ND<0.50	0.14 J	ND<0.19	ND<0.23	ND<0.21	ND<0.20	ND<0.18	ND<0.005	0.7 J
			POET-Midfluent	03/27/2025	ND<0.19	ND<0.19	ND<0.13	ND<0.19	ND<0.13	ND<0.13	ND<0.14	ND<0.13	ND<0.15	ND<0.15	ND<0.005	ND<0.3
				05/14/2025	ND<0.19	ND<0.19	ND<0.13	ND<0.19	ND<0.13	ND<0.13	ND<0.14	ND<0.13	ND<0.15	ND<0.15	ND<0.005	ND<0.3
				08/08/2025	ND<0.19	ND<0.19	ND<0.13	ND<0.19	ND<0.13	ND<0.13	ND<0.14	ND<0.13	ND<0.15	ND<0.15	ND<0.005	ND<0.3
				10/29/2025	ND<0.19	ND<0.19	ND<0.13	ND<0.19	ND<0.13	ND<0.13	ND<0.14	ND<0.13	ND<0.15	ND<0.15	ND<0.005	ND<0.3
				01/29/2026	ND<0.19	ND<0.19	ND<0.13	ND<0.19	ND<0.13	ND<0.13	ND<0.14	ND<0.13	ND<0.15	ND<0.15	ND<0.005	ND<0.3
				04/22/2026	ND<0.21	ND<0.28	ND<0.21	ND<0.50	ND<0.12	ND<0.19	ND<0.23	ND<0.21	ND<0.20	ND<0.18	ND<0.005	ND<0.3
				07/16/2026	ND<0.21	ND<0.28	ND<0.21	ND<0.50	ND<0.12	ND<0.19	ND<0.23	ND<0.21	ND<0.20	ND<0.18	ND<0.005	ND<0.3
			POET-Effluent	03/27/2025	ND<0.19	ND<0.19	ND<0.13	ND<0.19	ND<0.13	ND<0.13	ND<0.14	ND<0.13	ND<0.15	ND<0.15	ND<0.005	ND<0.3
				05/14/2025	ND<0.19	ND<0.19	ND<0.13	ND<0.19	ND<0.13	ND<0.13	ND<0.14	ND<0.13	ND<0.15	ND<0.15	ND<0.005	ND<0.3
				08/08/2025	NA	NA	NA	NA	NA	NA	NA	NA	NA	NA	ND<0.005	ND<0.3
				10/29/2025	ND<0.19	ND<0.19	ND<0.13	ND<0.19	ND<0.13	ND<0.13	ND<0.14	ND<0.13	ND<0.15	ND<0.15	ND<0.005	ND<0.3
				01/29/2026	ND<0.19	ND<0.19	ND<0.13	ND<0.19	ND<0.13	ND<0.13	ND<0.14	ND<0.13	ND<0.15	ND<0.15	ND<0.005	ND<0.3
				04/22/2026	ND<0.21	ND<0.28	ND<0.21	ND<0.50	ND<0.12	ND<0.19	ND<0.23	ND<0.21	ND<0.20	ND<0.18	ND<0.005	ND<0.3
				07/16/2026	ND<0.21	ND<0.28	ND<0.21	ND<0.50	ND<0.12	ND<0.19	ND<0.23	ND<0.21	ND<0.20	ND<0.18	ND<0.005	ND<0.3
			Pressure Tank	03/28/2025	ND<0.19	ND<0.19	ND<0.13	ND<0.19	ND<0.13	ND<0.13	ND<0.14	ND<0.13	ND<0.15	ND<0.15	ND<0.005	0.6 J
			POET-Influent	05/15/2025	ND<0.19	ND<0.19	ND<0.13	ND<0.19	ND<0.13	ND<0.13	ND<0.14	ND<0.13	ND<0.15	ND<0.15	ND<0.005	ND<0.3
				05/19/2026	ND<0.21	ND<0.28	ND<0.21	ND<0.50	ND<0.12	ND<0.19	ND<0.23	ND<0.21	ND<0.20	ND<0.18	ND<0.005	ND<0.3
			POET-Midfluent	05/15/2025	ND<0.19	ND<0.19	ND<0.13	ND<0.19	ND<0.13	ND<0.13	ND<0.14	ND<0.13	ND<0.15	ND<0.15	ND<0.005	ND<0.3
				05/19/2026	ND<0.21	ND<0.28	ND<0.21	ND<0.50	ND<0.12	ND<0.19	ND<0.23	ND<0.21	ND<0.20	ND<0.18	ND<0.005	ND<0.3
			POET-Effluent	05/15/2025	ND<0.19	ND<0.19	ND<0.13	ND<0.19	ND<0.13	ND<0.13	ND<0.14	ND<0.13	ND<0.15	ND<0.15	ND<0.005	ND<0.3
				05/19/2026	ND<0.21	ND<0.28	ND<0.21	ND<0.50	ND<0.12	ND<0.19	ND<0.23	ND<0.21	ND<0.20	ND<0.18	ND<0.005	ND<0.3

Table 1
Potable Well Analytical Results Summary

Sample Address	Well Depth (feet)	Pump Depth (feet)	Sample Location	Date	Benzene (µg/L)	Toluene (µg/L)	Ethyl-benzene (µg/L)	Total Xylenes (µg/L)	MTBE (µg/L)	Isopropyl Benzene (µg/L)	Naph-thalene (µg/L)	1,2,4-Trimethyl-benzene (µg/L)	1,3,5-Trimethyl-benzene (µg/L)	1,2-Dichloro-ethane (µg/L)	1,2 Dibromo-ethane (µg/L)	Dissolved Lead (µg/L)
DEP MSCs for a Residential, Used Aquifer					5	1,000	700	10,000	20	840	100	130	130	5	0.05	5
Redacted			Kitchen Sink	02/13/2025	ND<0.50	ND<0.50	ND<0.50	ND<0.50	ND<0.50	ND<0.50	ND<0.50	ND<0.50	ND<0.50	ND<0.50	ND<0.0094	ND<0.12
				02/27/2025	ND<0.10	ND<0.10	ND<0.10	ND<0.10	ND<0.10	ND<0.10	ND<0.20	ND<0.10	ND<0.10	ND<0.10	ND<0.0094	0.13 J
			POET-Influent	03/20/2025	ND<0.19	ND<0.19	ND<0.13	ND<0.19	ND<0.13	ND<0.13	ND<0.14	ND<0.13	ND<0.15	ND<0.15	ND<0.005	ND<0.3
				05/13/2025	ND<0.19	ND<0.19	ND<0.13	ND<0.19	ND<0.13	ND<0.13	ND<0.14	ND<0.13	ND<0.15	ND<0.15	ND<0.005	ND<0.3
				07/15/2025	ND<0.19	ND<0.19	ND<0.13	ND<0.19	ND<0.13	ND<0.13	ND<0.14	ND<0.13	ND<0.15	ND<0.15	ND<0.005	ND<0.3
				10/10/2025	ND<0.19	ND<0.19	ND<0.13	ND<0.19	ND<0.13	ND<0.13	ND<0.14	ND<0.13	ND<0.15	ND<0.15	ND<0.005	ND<0.3
				01/09/2026	ND<0.19	ND<0.19	ND<0.13	ND<0.19	ND<0.13	ND<0.13	ND<0.14	ND<0.13	ND<0.15	ND<0.15	ND<0.005	ND<0.3
				03/30/2026	ND<0.21	ND<0.28	ND<0.21	ND<0.50	ND<0.12	ND<0.19	ND<0.23	ND<0.21	ND<0.20	ND<0.18	ND<0.005	0.4 J
				06/26/2026	ND<0.21	ND<0.28	ND<0.21	ND<0.50	ND<0.12	ND<0.19	ND<0.23	ND<0.21	ND<0.20	ND<0.18	ND<0.005	ND<0.3
			POET-Midfluent	03/20/2025	ND<0.19	ND<0.19	ND<0.13	ND<0.19	ND<0.13	ND<0.13	ND<0.14	ND<0.13	ND<0.15	ND<0.15	ND<0.005	ND<0.3
				05/13/2025	ND<0.19	ND<0.19	ND<0.13	ND<0.19	ND<0.13	ND<0.13	ND<0.14	ND<0.13	ND<0.15	ND<0.15	ND<0.005	ND<0.3
				07/15/2025	ND<0.19	ND<0.19	ND<0.13	ND<0.19	ND<0.13	ND<0.13	ND<0.14	ND<0.13	ND<0.15	ND<0.15	ND<0.005	ND<0.3
				10/10/2025	ND<0.19	ND<0.19	ND<0.13	ND<0.19	ND<0.13	ND<0.13	ND<0.14	ND<0.13	ND<0.15	ND<0.15	ND<0.005	ND<0.3
				01/09/2026	ND<0.19	ND<0.19	ND<0.13	ND<0.19	ND<0.13	ND<0.13	ND<0.14	ND<0.13	ND<0.15	ND<0.15	ND<0.005	ND<0.3
				03/30/2026	ND<0.21	ND<0.28	ND<0.21	ND<0.50	ND<0.12	ND<0.19	ND<0.23	ND<0.21	ND<0.20	ND<0.18	ND<0.005	ND<0.3
				06/26/2026	ND<0.21	ND<0.28	ND<0.21	ND<0.50	ND<0.12	ND<0.19	ND<0.23	ND<0.21	ND<0.20	ND<0.18	ND<0.005	ND<0.3
			POET-Effluent	03/20/2025	ND<0.19	ND<0.19	ND<0.13	ND<0.19	ND<0.13	ND<0.13	ND<0.14	ND<0.13	ND<0.15	ND<0.15	ND<0.005	ND<0.3
				05/13/2025	ND<0.19	ND<0.19	ND<0.13	ND<0.19	ND<0.13	ND<0.13	ND<0.14	ND<0.13	ND<0.15	ND<0.15	ND<0.005	ND<0.3
				07/15/2025	ND<0.19	ND<0.19	ND<0.13	ND<0.19	ND<0.13	ND<0.13	ND<0.14	ND<0.13	ND<0.15	ND<0.15	ND<0.005	ND<0.3
				10/10/2025	ND<0.19	ND<0.19	ND<0.13	ND<0.19	ND<0.13	ND<0.13	ND<0.14	ND<0.13	ND<0.15	ND<0.15	ND<0.005	ND<0.3
				01/09/2026	ND<0.19	ND<0.19	ND<0.13	ND<0.19	ND<0.13	ND<0.13	ND<0.14	ND<0.13	ND<0.15	ND<0.15	ND<0.005	ND<0.3
				03/30/2026	ND<0.21	ND<0.28	ND<0.21	ND<0.50	ND<0.12	ND<0.19	ND<0.23	ND<0.21	ND<0.20	ND<0.18	ND<0.005	ND<0.3
				06/26/2026	ND<0.21	ND<0.28	ND<0.21	ND<0.50	ND<0.12	ND<0.19	ND<0.23	ND<0.21	ND<0.20	ND<0.18	ND<0.005	ND<0.3
			Laundry Sink	03/01/2025	ND<0.19	ND<0.19	ND<0.13	ND<0.19	ND<0.13	ND<0.13	ND<0.14	ND<0.13	ND<0.15	ND<0.15	ND<0.005	ND<0.3
				03/15/2025	ND<0.19	ND<0.19	ND<0.13	ND<0.19	ND<0.13	ND<0.13	ND<0.14	ND<0.13	ND<0.15	ND<0.15	ND<0.005	0.5 J
				07/25/2025	ND<0.19	ND<0.19	ND<0.13	ND<0.19	ND<0.13	ND<0.13	ND<0.14	ND<0.13	ND<0.15	ND<0.15	ND<0.005	0.5 J
			Kitchen Sink	04/26/2025	ND<0.19	ND<0.19	ND<0.13	ND<0.19	ND<0.13	ND<0.13	ND<0.14	ND<0.13	ND<0.15	ND<0.15	ND<0.005	ND<0.3
			POET-Influent	10/17/2025	ND<0.19	ND<0.19	ND<0.13	ND<0.19	ND<0.13	ND<0.13	ND<0.14	ND<0.13	ND<0.15	ND<0.15	ND<0.005	ND<0.3
				03/06/2026	ND<0.21	ND<0.28	ND<0.21	ND<0.50	ND<0.12	ND<0.19	ND<0.23	ND<0.21	ND<0.20	ND<0.18	ND<0.005	ND<0.3
				06/12/2026	ND<0.21	ND<0.28	ND<0.21	ND<0.50	ND<0.12	ND<0.19	ND<0.23	ND<0.21	ND<0.20	ND<0.18	ND<0.005	ND<0.3
			POET-Midfluent	10/17/2025	ND<0.19	ND<0.19	ND<0.13	ND<0.19	ND<0.13	ND<0.13	ND<0.14	ND<0.13	ND<0.15	ND<0.15	ND<0.005	ND<0.3
				03/06/2026	ND<0.21	ND<0.28	ND<0.21	ND<0.50	ND<0.12	ND<0.19	ND<0.23	ND<0.21	ND<0.20	ND<0.18	ND<0.005	ND<0.3
				06/12/2026	ND<0.21	ND<0.28	ND<0.21	ND<0.50	ND<0.12	ND<0.19	ND<0.23	ND<0.21	ND<0.20	ND<0.18	ND<0.005	ND<0.3
			POET-Effluent	10/17/2025	ND<0.19	ND<0.19	ND<0.13	ND<0.19	ND<0.13	ND<0.13	ND<0.14	ND<0.13	ND<0.15	ND<0.15	ND<0.005	ND<0.3
				03/06/2026	ND<0.21	ND<0.28	ND<0.21	ND<0.50	ND<0.12	ND<0.19	ND<0.23	ND<0.21	ND<0.20	ND<0.18	ND<0.005	ND<0.3
				06/12/2026	ND<0.21	ND<0.28	ND<0.21	ND<0.50	ND<0.12	ND<0.19	ND<0.23	ND<0.21	ND<0.20	ND<0.18	ND<0.005	ND<0.3
			Kitchen Sink	02/15/2025	ND<0.50	ND<0.50	ND<0.50	ND<0.50	ND<0.50	ND<0.50	ND<0.50	ND<0.50	ND<0.50	ND<0.50	ND<0.0094	ND<0.12
				03/01/2025	ND<0.19	ND<0.19	ND<0.13	ND<0.19	ND<0.13	ND<0.13	ND<0.14	ND<0.13	ND<0.15	ND<0.15	ND<0.005	ND<0.3
			POET-Influent	03/15/2025	ND<0.19	ND<0.19	ND<0.13	ND<0.19	ND<0.13	ND<0.13	ND<0.14	ND<0.13	ND<0.15	ND<0.15	ND<0.005	ND<0.3
				05/12/2025	ND<0.19	ND<0.19	ND<0.13	ND<0.19	ND<0.13	ND<0.13	ND<0.14	ND<0.13	ND<0.15	ND<0.15	ND<0.005	ND<0.3
				08/29/2025	ND<0.19	ND<0.19	ND<0.13	ND<0.19	ND<0.13	ND<0.13	ND<0.14	ND<0.13	ND<0.15	ND<0.15	ND<0.005	ND<0.3
				11/24/2025	ND<0.19	ND<0.19	ND<0.13	ND<0.19	ND<0.13	ND<0.13	ND<0.14	ND<0.13	ND<0.15	ND<0.15	ND<0.005	ND<0.3
				03/09/2026	ND<0.21	ND<0.28	ND<0.21	ND<0.50	ND<0.12	ND<0.19	ND<0.23	ND<0.21	ND<0.20	ND<0.18	ND<0.005	ND<0.3
				07/27/2026	ND<0.21	ND<0.28	ND<0.21	ND<0.50	ND<0.12	ND<0.19	ND<0.23	ND<0.21	ND<0.20	ND<0.18	ND<0.005	ND<0.3
			POET-Midfluent	03/15/2025	ND<0.19	ND<0.19	ND<0.13	ND<0.19	ND<0.13	ND<0.13	ND<0.14	ND<0.13	ND<0.15	ND<0.15	ND<0.005	ND<0.3
				05/12/2025	ND<0.19	ND<0.19	ND<0.13	ND<0.19	ND<0.13	ND<0.13	ND<0.14	ND<0.13	ND<0.15	ND<0.15	ND<0.005	ND<0.3
				08/29/2025	ND<0.19	ND<0.19	ND<0.13	ND<0.19	ND<0.13	ND<0.13	ND<0.14	ND<0.13	ND<0.15	ND<0.15	ND<0.005	ND<0.3
				11/24/2025	ND<0.19	ND<0.19	ND<0.13	ND<0.19	ND<0.13	ND<0.13	ND<0.14	ND<0.13	ND<0.15	ND<0.15	ND<0.005	ND<0.3
				03/09/2026	ND<0.21	ND<0.28	ND<0.21	ND<0.50	ND<0.12	ND<0.19	ND<0.23	ND<0.21	ND<0.20	ND<0.18	ND<0.005	ND<0.3
				07/27/2026	ND<0.21	ND<0.28	ND<0.21	ND<0.50	ND<0.12	ND<0.19	ND<0.23	ND<0.21	ND<0.20	ND<0.18	ND<0.005	ND<0.3
			POET-Effluent	03/15/2025	ND<0.19	ND<0.19	ND<0.13	ND<0.19	ND<0.13	ND<0.13	ND<0.14	ND<0.13	ND<0.15	ND<0.15	ND<0.005	ND<0.3
				05/12/2025	ND<0.19	ND<0.19	ND<0.13	ND<0.19	ND<0.13	ND<0.13	ND<0.14	ND<0.13	ND<0.15	ND<0.15	ND<0.005	ND<0.3
				08/29/2025	ND<0.19	ND<0.19	ND<0.13	ND<0.19	ND<0.13	ND<0.13	ND<0.14	ND<0.13	ND<0.15	ND<0.15	ND<0.005	ND<0.3
				11/24/2025	ND<0.19	ND<0.19	ND<0.13	ND<0.19	ND<0.13	ND<0.13	ND<0.14	ND<0.13	ND<0.15	ND<0.15	ND<0.005	ND<0.3
				03/09/2026	ND<0.21	ND<0.28	ND<0.21	ND<0.50	ND<0.12	ND<0.19	ND<0.23	ND<0.21	ND<0.20	ND<0.18	ND<0.005	ND<0.3
				07/27/2026	ND<0.21	ND<0.28	ND<0.21	ND<0.50	ND<0.12	ND<0.19	ND<0.23	ND<0.21	ND<0.20	ND<0.18	ND<0.005	ND<0.3
			Kitchen Sink	02/15/2025	ND<0.50	ND<0.50	ND<0.50	ND<0.50	ND<0.50	ND<0.50	ND<0.50	ND<0.50	ND<0.50	ND<0.50	ND<0.0094	ND<0.12
				03/08/2025	ND<0.19	ND<0.19	ND<0.13	ND<0.19	ND<0.13	ND<0.13	ND<0.14	ND<0.13	ND<0.15	ND<0.15	ND<0.005	ND<0.3
				05/07/2025	ND<0.19	ND<0.19	ND<0.13	ND<0.19	ND<0.13	ND<0.13	ND<0.14	ND<0.13	ND<0.15	ND<0.15	ND<0.005	ND<0.3
			POET-Influent	03/15/2025	ND<0.19	ND<0.19	ND<0.13	ND<0.19	ND<0.13	ND<0.13	ND<0.14	ND<0.13	ND<0.15	ND<0.15	ND<0.005	ND<0.3
				05/17/2025	ND<0.19	ND<0.19	ND<0.13	ND<0.19	ND<0.13	ND<0.13	ND<0.14	ND<0.13	ND<0.15	ND<0.15	ND<0.005	ND<0.3
				08/25/2025	ND<0.19	ND<0.19	ND<0.13	ND<0.19	ND<0.13	ND<0.13	ND<0.14	ND<0.13	ND<0.15	ND<0.15	ND<0.005	ND<0.3
				12/12/2025	ND<0.19	ND<0.19	ND<0.13	ND<0.19	ND<0.13	ND<0.13	ND<0.14	ND<0.13	ND<0.15	ND<0.15	ND<0.005	ND<0.3
				04/09/2026	ND<0.21	ND<0.28	ND<0.21	ND<0.50	ND<0.12	ND<0.19	ND<0.23	ND<0.21	ND<0.20	ND<0.18	ND<0.005	ND<0.3
				07/24/2026	ND<0.21	ND<0.28	ND<0.21	ND<0.50	ND<0.12	ND<0.19	ND<0.23	ND<0.21	ND<0.20	ND<0.18	ND<0.005	ND<0.3
			POET-Midfluent	03/15/2025	ND<0.19	ND<0.19	ND<0.13	ND<0.19	ND<0.13	ND<0.13	ND<0.14	ND<0.13	ND<0.15	ND<0.15	ND<0.005	ND<0.3
				05/17/2025	ND<0.19	ND<0.19	ND<0.13	ND<0.19	ND<0.13	ND<0.13	ND<0.14	ND<0.13	ND<0.15	ND<0.15	ND<0.005	ND<0.3
				08/25/2025	ND<0.19	ND<0.19	ND<0.13	ND<0.19	ND<0.13	ND<0.13	ND<0.14	ND<0.13	ND<0.15	ND<0.15	ND<0.005	ND<0.3
				12/12/2025	ND<0.19	ND<0.19	ND<0.13	ND<0.19	ND<0.13	ND<0.13	ND<0.14	ND<0.13	ND<0.15	ND<0.15	ND<0.005	ND<0.3
				04/09/2026	ND<0.21	ND<0.28	ND<0.21	ND<0.50	ND<0.12	ND<0.19	ND<0.23	ND<0.21	ND<0.20	ND<0.18	ND<0.005	ND<0.3
				07/24/2026	ND<0.21	ND<0.28	ND<0.21	ND<0.50	ND<0.12	ND<0.19	ND<0.23	ND<0.21	ND<0.20	ND<0.18	ND<0.005	ND<0.3
			POET-Effluent	03/15/2025	ND<0.19	ND<0.19	ND<0.13	ND<0.19	ND<0.13	ND<0.13	ND<0.14	ND<0.13	ND<0.15	ND<0.15	ND<0.005	ND<0.3
				05/17/2025	ND<0.19	ND<0.19	ND<0.13	ND<0.19	ND<0.13	ND<0.13	ND<0.14	ND<0.13	ND<0.15	ND<0.15	ND<0.005	ND<0.3
				08/25/2025	ND<0.19	ND<0.19	ND<0.13	ND<0.19	ND<0.13	ND<0.13	ND<0.14	ND<0.13	ND<0.15	ND<0.15	ND<0.005	ND<0.3
				12/12/2025	ND<0.19	ND<0.19	ND<0.13	ND<0.19	ND<0.13	ND<0.13	ND<0.14	ND<0.13	ND<0.15	ND<0.15	ND<0.005	ND<0.3
				04/09/2026	ND<0.21	ND<0.28	ND<0.21	ND<0.50	ND<0.12	ND<0.19	ND<0.23	ND<0.21	ND<0.20	ND<0.18	ND<0.005	ND<0.3
				07/24/2026	ND<0.21	ND<0.28	ND<0.21	ND<0.50	ND<0.12	ND<0.19	ND<0.23	ND<0.21	ND<0.20	ND<0.18	ND<0.005	ND<0.3
			Kitchen Sink	02/11/2025	ND<0.50	ND<0.50	ND<0.50	ND<0.50	ND<0.50	ND<0.50	ND<0.50	ND<0.50	ND<0.50	ND<0.50	ND<0.0094	ND<0.12
				03/05/2025	ND<0.19	ND<0.19	ND<0.13	ND<0.19	ND<0.13	ND<0.13	ND<0.14	ND<0.13	ND<0.15	ND<0.15	ND<0.005	ND<0.3
				04/01/2025	ND<0.19	ND<0.19	ND<0.13	ND<0.19	ND<0.13	ND<0.13	ND<0.14	ND<0.13	ND<0.15	ND<0.15	ND<0.005	ND<0.3
				05/07/2025	ND<0.19	ND<0.19	ND<0.13	ND<0.19	ND<0.13	ND<0.13	ND<0.14	ND<0.13	ND<0.15	ND<0.15	ND<0.005	ND<0.3
				07/15/2025	ND<0.19	ND<0.19	ND<0.13	ND<0.19	ND<0.13	ND<0.13	ND<0.14	ND<0.13	ND<0.15	ND<0.15	ND<0.005	ND<0.3
				10/13/2025	ND<0.19	ND<0.19	ND<0.13	ND<0.19	ND<0.13	ND<0.13	ND<0.14	ND<0.13	ND<0.15	ND<0.15	ND<0.005	ND<0.3
				01/14/2026	ND<0.19	ND<0.19	ND<0.13	ND<0.19	ND<0.13	ND<0.13	ND<0.14	ND<0.13	ND<0.15	ND<0.15	ND<0.005	ND<0.3
				04/16/2026	ND<0.21	ND<0.28	ND<0.21	ND<0.50	ND<0.12	ND<0.19	ND<0.23	ND<0.21	ND<0.20	ND<0.18	ND<0.005	0.5 J
				07/15/2026	ND<0.21	ND<0.28	ND<0.21	ND<0.50	ND<0.12	ND<0.19	ND<0.23	ND<0.21	ND<0.20	ND<0.18	ND<0.005	0.4 J

Table 1
Potable Well Analytical Results Summary

Sample Address	Well Depth (feet)	Pump Depth (feet)	Sample Location	Date	Benzene (µg/L)	Toluene (µg/L)	Ethyl-benzene (µg/L)	Total Xylenes (µg/L)	MTBE (µg/L)	Isopropyl Benzene (µg/L)	Naph-thalene (µg/L)	1,2,4-Trimethyl-benzene (µg/L)	1,3,5-Trimethyl-benzene (µg/L)	1,2-Dichloro-ethane (µg/L)	1,2 Dibromo-ethane (µg/L)	Dissolved Lead (µg/L)
DEP MSCs for a Residential, Used Aquifer					5	1,000	700	10,000	20	840	100	130	130	5	0.05	5
Redacted			Kitchen Sink	02/13/2025	ND<0.50	ND<0.50	ND<0.50	ND<0.50	ND<0.50	ND<0.50	ND<0.50	ND<0.50	ND<0.50	ND<0.50	ND<0.0093	1.0
				02/27/2025	ND<0.10	ND<0.10	ND<0.10	ND<0.10	ND<0.10	ND<0.10	ND<0.20	ND<0.10	ND<0.10	ND<0.10	ND<0.0094	1.9
				04/28/2025	ND<0.19	ND<0.19	ND<0.13	ND<0.19	ND<0.13	ND<0.13	ND<0.14	ND<0.13	ND<0.15	ND<0.15	ND<0.005	2.1
			POET-Influent	05/10/2025	ND<0.19	ND<0.19	0.18 J	0.77	ND<0.13	ND<0.13	ND<0.14	ND<0.13	ND<0.15	ND<0.15	ND<0.005	0.5 J
				07/28/2025	ND<0.19	ND<0.19	ND<0.13	ND<0.19	ND<0.13	ND<0.13	ND<0.14	ND<0.13	ND<0.15	ND<0.15	ND<0.005	1.7
				10/27/2025	ND<0.19	ND<0.19	ND<0.13	ND<0.19	ND<0.13	ND<0.13	ND<0.14	ND<0.13	ND<0.15	ND<0.15	ND<0.005	0.6 J
				01/21/2026	ND<0.19	ND<0.19	ND<0.13	ND<0.19	ND<0.13	ND<0.13	ND<0.14	ND<0.13	ND<0.15	ND<0.15	ND<0.005	1.1
				05/06/2026	ND<0.21	ND<0.28	ND<0.21	ND<0.50	ND<0.12	ND<0.19	ND<0.23	ND<0.21	ND<0.20	ND<0.18	ND<0.005	0.4 J
				08/05/2026	ND<0.21	ND<0.28	ND<0.21	ND<0.50	ND<0.12	ND<0.19	ND<0.23	ND<0.21	ND<0.20	ND<0.18	ND<0.005	0.6 J
			POET-Midfluent	05/10/2025	ND<0.19	ND<0.19	ND<0.13	ND<0.19	ND<0.13	ND<0.13	ND<0.14	ND<0.13	ND<0.15	ND<0.15	ND<0.005	ND<0.3
				07/28/2025	ND<0.19	ND<0.19	ND<0.13	ND<0.19	ND<0.13	ND<0.13	ND<0.14	ND<0.13	ND<0.15	ND<0.15	ND<0.005	ND<0.3
				10/27/2025	ND<0.19	ND<0.19	ND<0.13	ND<0.19	ND<0.13	ND<0.13	ND<0.14	ND<0.13	ND<0.15	ND<0.15	ND<0.005	ND<0.3
				01/21/2026	ND<0.19	ND<0.19	ND<0.13	ND<0.19	ND<0.13	ND<0.13	ND<0.14	ND<0.13	ND<0.15	ND<0.15	ND<0.005	ND<0.3
				05/06/2026	ND<0.21	ND<0.28	ND<0.21	ND<0.50	ND<0.12	ND<0.19	ND<0.23	ND<0.21	ND<0.20	ND<0.18	ND<0.005	ND<0.3
				08/05/2026	ND<0.21	ND<0.28	ND<0.21	ND<0.50	ND<0.12	ND<0.19	ND<0.23	ND<0.21	ND<0.20	ND<0.18	ND<0.005	ND<0.3
			POET-Effluent	05/10/2025	ND<0.19	ND<0.19	ND<0.13	ND<0.19	ND<0.13	ND<0.13	ND<0.14	ND<0.13	ND<0.15	ND<0.15	ND<0.005	ND<0.3
				07/28/2025	ND<0.19	ND<0.19	ND<0.13	ND<0.19	ND<0.13	ND<0.13	ND<0.14	ND<0.13	ND<0.15	ND<0.15	ND<0.005	ND<0.3
				10/27/2025	ND<0.19	ND<0.19	ND<0.13	ND<0.19	ND<0.13	ND<0.13	ND<0.14	ND<0.13	ND<0.15	ND<0.15	ND<0.005	ND<0.3
				01/21/2026	ND<0.19	ND<0.19	ND<0.13	ND<0.19	ND<0.13	ND<0.13	ND<0.14	ND<0.13	ND<0.15	ND<0.15	ND<0.005	ND<0.3
				05/06/2026	ND<0.21	ND<0.28	ND<0.21	ND<0.50	ND<0.12	ND<0.19	ND<0.23	ND<0.21	ND<0.20	ND<0.18	ND<0.005	ND<0.3
				08/05/2026	ND<0.21	ND<0.28	ND<0.21	ND<0.50	ND<0.12	ND<0.19	ND<0.23	ND<0.21	ND<0.20	ND<0.18	ND<0.005	ND<0.3
			Kitchen Sink	02/13/2025	ND<0.50	ND<0.50	ND<0.50	ND<0.50	ND<0.50	ND<0.50	ND<0.50	ND<0.50	ND<0.50	ND<0.50	ND<0.0095	ND<0.12
				04/30/2025	ND<0.19	ND<0.19	ND<0.13	ND<0.19	ND<0.13	ND<0.13	ND<0.14	ND<0.13	ND<0.15	ND<0.15	ND<0.005	ND<0.3
			POET-Influent	05/23/2025	ND<0.19	ND<0.19	ND<0.13	ND<0.19	ND<0.13	ND<0.13	ND<0.14	ND<0.13	ND<0.15	ND<0.15	ND<0.005	ND<0.3
				08/19/2025	ND<0.19	ND<0.19	ND<0.13	ND<0.19	ND<0.13	ND<0.13	ND<0.14	ND<0.13	ND<0.15	ND<0.15	ND<0.005	ND<0.3
				11/19/2025	ND<0.19	ND<0.19	ND<0.13	ND<0.19	ND<0.13	ND<0.13	ND<0.14	ND<0.13	ND<0.15	ND<0.15	ND<0.005	ND<0.3
				02/18/2026	ND<0.19	ND<0.19	ND<0.13	ND<0.19	ND<0.13	ND<0.13	ND<0.14	ND<0.13	ND<0.15	ND<0.15	ND<0.005	ND<0.3
				05/20/2026	ND<0.21	ND<0.28	ND<0.21	ND<0.50	ND<0.12	ND<0.19	ND<0.23	ND<0.21	ND<0.20	ND<0.18	ND<0.005	ND<0.3
				08/20/2026	ND<0.21	ND<0.28	ND<0.21	ND<0.50	ND<0.12	ND<0.19	ND<0.23	ND<0.21	ND<0.20	ND<0.18	ND<0.005	ND<0.3
			POET-Midfluent	05/23/2025	ND<0.19	ND<0.19	ND<0.13	ND<0.19	ND<0.13	ND<0.13	ND<0.14	ND<0.13	ND<0.15	ND<0.15	ND<0.005	0.5 J
				08/19/2025	ND<0.19	ND<0.19	ND<0.13	ND<0.19	ND<0.13	ND<0.13	ND<0.14	ND<0.13	ND<0.15	ND<0.15	ND<0.005	ND<0.3
				11/19/2025	ND<0.19	ND<0.19	ND<0.13	ND<0.19	ND<0.13	ND<0.13	ND<0.14	ND<0.13	ND<0.15	ND<0.15	ND<0.005	ND<0.3
				02/18/2026	ND<0.19	ND<0.19	ND<0.13	ND<0.19	ND<0.13	ND<0.13	ND<0.14	ND<0.13	ND<0.15	ND<0.15	ND<0.005	ND<0.3
				05/20/2026	ND<0.21	ND<0.28	ND<0.21	ND<0.50	ND<0.12	ND<0.19	ND<0.23	ND<0.21	ND<0.20	ND<0.18	ND<0.005	ND<0.3
				08/20/2026	ND<0.21	ND<0.28	ND<0.21	ND<0.50	ND<0.12	ND<0.19	ND<0.23	ND<0.21	ND<0.20	ND<0.18	ND<0.005	ND<0.3
			POET-Effluent	05/23/2025	ND<0.19	ND<0.19	ND<0.13	ND<0.19	ND<0.13	ND<0.13	ND<0.14	ND<0.13	ND<0.15	ND<0.15	ND<0.005	ND<0.3
				08/19/2025	ND<0.19	ND<0.19	ND<0.13	ND<0.19	ND<0.13	ND<0.13	ND<0.14	ND<0.13	ND<0.15	ND<0.15	ND<0.005	ND<0.3
				11/19/2025	ND<0.19	ND<0.19	ND<0.13	ND<0.19	ND<0.13	ND<0.13	ND<0.14	ND<0.13	ND<0.15	ND<0.15	ND<0.005	ND<0.3
				02/18/2026	ND<0.19	ND<0.19	ND<0.13	ND<0.19	ND<0.13	ND<0.13	ND<0.14	ND<0.13	ND<0.15	ND<0.15	ND<0.005	ND<0.3
				05/20/2026	ND<0.21	ND<0.28	ND<0.21	ND<0.50	ND<0.12	ND<0.19	ND<0.23	ND<0.21	ND<0.20	ND<0.18	ND<0.005	ND<0.3
				08/20/2026	ND<0.21	ND<0.28	ND<0.21	ND<0.50	ND<0.12	ND<0.19	ND<0.23	ND<0.21	ND<0.20	ND<0.18	ND<0.005	ND<0.3

Table 1
Potable Well Analytical Results Summary

Sample Address	Well Depth (feet)	Pump Depth (feet)	Sample Location	Date	Benzene (µg/L)	Toluene (µg/L)	Ethyl-benzene (µg/L)	Total Xylenes (µg/L)	MTBE (µg/L)	Isopropyl Benzene (µg/L)	Naph-thalene (µg/L)	1,2,4-Trimethyl-benzene (µg/L)	1,3,5-Trimethyl-benzene (µg/L)	1,2-Dichloro-ethane (µg/L)	1,2 Dibromo-ethane (µg/L)	Dissolved Lead (µg/L)
DEP MSCs for a Residential, Used Aquifer					5	1,000	700	10,000	20	840	100	130	130	5	0.05	5
Redacted			Kitchen Sink	02/03/2025	ND<0.50	ND<0.50	ND<0.50	ND<0.50	ND<0.50	ND<0.50	ND<0.50	ND<0.50	ND<0.50	ND<0.50	ND<0.0095	ND<0.12
				02/20/2025	ND<0.10	ND<0.10	ND<0.10	ND<0.10	ND<0.10	ND<0.10	ND<0.20	ND<0.10	ND<0.10	ND<0.10	ND<0.0094	ND<0.12
			Pressure Tank	02/26/2025	ND<0.10	ND<0.10	ND<0.10	ND<0.10	ND<0.10	ND<0.10	ND<0.20	ND<0.10	ND<0.10	ND<0.10	ND<0.0095	2.3
			POET-Influent	03/24/2025	ND<0.19	ND<0.19	ND<0.13	ND<0.19	ND<0.13	ND<0.13	ND<0.14	ND<0.13	ND<0.15	ND<0.15	ND<0.005	ND<0.3
				06/02/2025	ND<0.19	ND<0.19	ND<0.13	ND<0.19	ND<0.13	ND<0.13	ND<0.14	ND<0.13	ND<0.15	ND<0.15	ND<0.005	ND<0.3
				08/25/2025	ND<0.19	ND<0.19	ND<0.13	ND<0.19	ND<0.13	ND<0.13	ND<0.14	ND<0.13	ND<0.15	ND<0.15	ND<0.005	ND<0.3
				11/24/2025	ND<0.19	ND<0.19	ND<0.13	ND<0.19	ND<0.13	ND<0.13	ND<0.14	ND<0.13	ND<0.15	ND<0.15	ND<0.005	ND<0.3
				03/16/2026	ND<0.21	ND<0.28	ND<0.21	ND<0.50	ND<0.12	ND<0.19	ND<0.23	ND<0.21	ND<0.20	ND<0.18	ND<0.005	ND<0.3
				06/19/2026	ND<0.21	ND<0.28	ND<0.21	ND<0.50	ND<0.12	ND<0.19	ND<0.23	ND<0.21	ND<0.20	ND<0.18	ND<0.005	ND<0.3
			POET-Midfluent	03/24/2025	ND<0.19	ND<0.19	ND<0.13	ND<0.19	ND<0.13	ND<0.13	ND<0.14	ND<0.13	ND<0.15	ND<0.15	ND<0.005	ND<0.3
				06/02/2025	ND<0.19	ND<0.19	ND<0.13	ND<0.19	ND<0.13	ND<0.13	ND<0.14	ND<0.13	ND<0.15	ND<0.15	ND<0.005	ND<0.3
				08/25/2025	ND<0.19	ND<0.19	ND<0.13	ND<0.19	ND<0.13	ND<0.13	ND<0.14	ND<0.13	ND<0.15	ND<0.15	ND<0.005	ND<0.3
				11/24/2025	ND<0.19	ND<0.19	ND<0.13	ND<0.19	ND<0.13	ND<0.13	ND<0.14	ND<0.13	ND<0.15	ND<0.15	ND<0.005	ND<0.3
				03/16/2026	ND<0.21	ND<0.28	ND<0.21	ND<0.50	ND<0.12	ND<0.19	ND<0.23	ND<0.21	ND<0.20	ND<0.18	ND<0.005	ND<0.3
				06/19/2026	ND<0.21	ND<0.28	ND<0.21	ND<0.50	ND<0.12	ND<0.19	ND<0.23	ND<0.21	ND<0.20	ND<0.18	ND<0.005	ND<0.3
			POET-Effluent	03/24/2025	ND<0.19	ND<0.19	ND<0.13	ND<0.19	ND<0.13	ND<0.13	ND<0.14	ND<0.13	ND<0.15	ND<0.15	ND<0.005	ND<0.3
				06/02/2025	ND<0.19	ND<0.19	ND<0.13	ND<0.19	ND<0.13	ND<0.13	ND<0.14	ND<0.13	ND<0.15	ND<0.15	ND<0.005	ND<0.3
				08/25/2025	ND<0.19	ND<0.19	ND<0.13	ND<0.19	ND<0.13	ND<0.13	ND<0.14	ND<0.13	ND<0.15	ND<0.15	ND<0.005	ND<0.3
				11/24/2025	ND<0.19	ND<0.19	ND<0.13	ND<0.19	ND<0.13	ND<0.13	ND<0.14	ND<0.13	ND<0.15	ND<0.15	ND<0.005	ND<0.3
				03/16/2026	ND<0.21	ND<0.28	ND<0.21	ND<0.50	ND<0.12	ND<0.19	ND<0.23	ND<0.21	ND<0.20	ND<0.18	ND<0.005	ND<0.3
				06/19/2026	ND<0.21	ND<0.28	ND<0.21	ND<0.50	ND<0.12	ND<0.19	ND<0.23	ND<0.21	ND<0.20	ND<0.18	ND<0.005	ND<0.3
			Kitchen Sink	02/10/2025	ND<0.50	ND<0.50	ND<0.50	ND<0.50	ND<0.50	ND<0.50	ND<0.50	ND<0.50	ND<0.50	ND<0.50	ND<0.0094	ND<0.12
			Bladder Tank	02/26/2025	ND<0.10	ND<0.10	ND<0.10	ND<0.10	ND<0.10	ND<0.10	ND<0.20	ND<0.10	ND<0.10	ND<0.10	ND<0.0094	0.86
			Kitchen Sink	02/26/2025	ND<0.10	ND<0.10	ND<0.10	ND<0.10	ND<0.10	ND<0.10	ND<0.20	ND<0.10	ND<0.10	ND<0.10	ND<0.0095	ND<0.12
			POET-Influent	03/10/2025	ND<0.19	ND<0.19	ND<0.13	ND<0.19	ND<0.13	ND<0.13	ND<0.14	ND<0.13	ND<0.15	ND<0.15	ND<0.005	ND<0.3
				03/17/2025	ND<0.19	ND<0.19	ND<0.13	ND<0.19	ND<0.13	ND<0.13	ND<0.14	ND<0.13	ND<0.15	ND<0.15	ND<0.005	0.957 J
				04/08/2025	ND<0.19	ND<0.19	ND<0.13	ND<0.19	ND<0.13	ND<0.13	ND<0.14	ND<0.13	ND<0.15	ND<0.15	ND<0.005	ND<0.3
				05/01/2025	ND<0.19	ND<0.19	ND<0.13	ND<0.19	ND<0.13	ND<0.13	ND<0.14	ND<0.13	ND<0.15	ND<0.15	ND<0.005	ND<0.3
				05/28/2025	ND<0.19	ND<0.19	ND<0.13	ND<0.19	ND<0.13	ND<0.13	ND<0.14	ND<0.13	ND<0.15	ND<0.15	ND<0.005	ND<0.3
				08/25/2025	ND<0.19	ND<0.19	ND<0.13	ND<0.19	ND<0.13	ND<0.13	ND<0.14	ND<0.13	ND<0.15	ND<0.15	ND<0.005	ND<0.3
				12/11/2025	ND<0.19	ND<0.19	ND<0.13	ND<0.19	ND<0.13	ND<0.13	ND<0.14	ND<0.13	ND<0.15	ND<0.15	ND<0.005	ND<0.3
				03/09/2026	ND<0.21	ND<0.28	ND<0.21	ND<0.50	ND<0.12	ND<0.19	ND<0.23	ND<0.21	ND<0.20	ND<0.18	ND<0.005	ND<0.3
			POET-Midfluent	03/10/2025	ND<0.19	0.29 J	ND<0.13	ND<0.19	ND<0.13	ND<0.13	ND<0.14	ND<0.13	ND<0.15	ND<0.15	ND<0.005	ND<0.3
				03/17/2025	ND<0.19	ND<0.19	ND<0.13	ND<0.19	ND<0.13	ND<0.13	ND<0.14	ND<0.13	ND<0.15	ND<0.15	ND<0.005	ND<0.3
				04/08/2025	ND<0.19	ND<0.19	ND<0.13	ND<0.19	ND<0.13	ND<0.13	ND<0.14	ND<0.13	ND<0.15	ND<0.15	ND<0.005	ND<0.3
				05/01/2025	ND<0.19	ND<0.19	ND<0.13	ND<0.19	ND<0.13	ND<0.13	ND<0.14	ND<0.13	ND<0.15	ND<0.15	ND<0.005	ND<0.3
				05/28/2025	ND<0.19	ND<0.19	ND<0.13	ND<0.19	ND<0.13	ND<0.13	ND<0.14	ND<0.13	ND<0.15	ND<0.15	ND<0.005	ND<0.3
				08/25/2025	ND<0.19	ND<0.19	ND<0.13	ND<0.19	ND<0.13	ND<0.13	ND<0.14	ND<0.13	ND<0.15	ND<0.15	ND<0.005	ND<0.3
				12/11/2025	ND<0.19	ND<0.19	ND<0.13	ND<0.19	ND<0.13	ND<0.13	ND<0.14	ND<0.13	ND<0.15	ND<0.15	ND<0.005	ND<0.3
				03/09/2026	ND<0.21	ND<0.28	ND<0.21	ND<0.50	ND<0.12	ND<0.19	ND<0.23	ND<0.21	ND<0.20	ND<0.18	ND<0.005	ND<0.3
			POET-Effluent	03/10/2025	ND<0.19	ND<0.19	ND<0.13	ND<0.19	ND<0.13	ND<0.13	ND<0.14	ND<0.13	ND<0.15	ND<0.15	ND<0.005	ND<0.3
				03/17/2025	ND<0.19	ND<0.19	ND<0.13	ND<0.19	ND<0.13	ND<0.13	ND<0.14	ND<0.13	ND<0.15	ND<0.15	ND<0.005	ND<0.3
				04/08/2025	ND<0.19	ND<0.19	ND<0.13	ND<0.19	ND<0.13	ND<0.13	ND<0.14	ND<0.13	ND<0.15	ND<0.15	ND<0.005	ND<0.3
				05/01/2025	ND<0.19	ND<0.19	ND<0.13	ND<0.19	ND<0.13	ND<0.13	ND<0.14	ND<0.13	ND<0.15	ND<0.15	ND<0.005	ND<0.3
				05/28/2025	ND<0.19	ND<0.19	ND<0.13	ND<0.19	ND<0.13	ND<0.13	ND<0.14	ND<0.13	ND<0.15	ND<0.15	ND<0.005	ND<0.3
				08/25/2025	ND<0.19	ND<0.19	ND<0.13	ND<0.19	ND<0.13	ND<0.13	ND<0.14	ND<0.13	ND<0.15	ND<0.15	ND<0.005	ND<0.3
				12/11/2025	ND<0.19	ND<0.19	ND<0.13	ND<0.19	ND<0.13	ND<0.13	ND<0.14	ND<0.13	ND<0.15	ND<0.15	ND<0.005	ND<0.3
				03/09/2026	ND<0.21	ND<0.28	ND<0.21	ND<0.50	ND<0.12	ND<0.19	ND<0.23	ND<0.21	ND<0.20	ND<0.18	ND<0.005	ND<0.3

Table 1
Potable Well Analytical Results Summary

Sample Address	Well Depth (feet)	Pump Depth (feet)	Sample Location	Date	Benzene (µg/L)	Toluene (µg/L)	Ethyl-benzene (µg/L)	Total Xylenes (µg/L)	MTBE (µg/L)	Isopropyl Benzene (µg/L)	Naph-thalene (µg/L)	1,2,4-Trimethyl-benzene (µg/L)	1,3,5-Trimethyl-benzene (µg/L)	1,2-Dichloro-ethane (µg/L)	1,2 Dibromo-ethane (µg/L)	Dissolved Lead (µg/L)
DEP MSCs for a Residential, Used Aquifer					5	1,000	700	10,000	20	840	100	130	130	5	0.05	5
Redacted			Kitchen Sink	02/05/2025	ND<0.50	ND<0.50	ND<0.50	ND<0.50	ND<0.50	ND<0.50	ND<0.50	ND<0.50	ND<0.50	ND<0.50	ND<0.0094	ND<0.12
				02/14/2025	ND<0.50	ND<0.50	ND<0.50	ND<0.50	ND<0.50	ND<0.50	ND<0.50	ND<0.50	ND<0.50	ND<0.50	ND<0.0096	ND<0.12
			Pressure Tank (Influent)	02/21/2025	ND<0.10	ND<0.10	ND<0.10	ND<0.10	ND<0.10	ND<0.10	ND<0.20	ND<0.10	ND<0.10	ND<0.10	ND<0.0094	2.0
				09/05/2025	ND<0.19	ND<0.19	ND<0.13	ND<0.19	ND<0.13	ND<0.13	ND<0.14	ND<0.13	ND<0.15	ND<0.15	ND<0.005	**5.8**
				06/03/2026	ND<0.21	ND<0.28	ND<0.21	ND<0.50	ND<0.12	ND<0.19	ND<0.23	ND<0.21	ND<0.20	ND<0.18	ND<0.005	2.9
			POET-Influent	03/25/2025	ND<0.19	ND<0.19	ND<0.13	ND<0.19	ND<0.13	ND<0.13	ND<0.14	ND<0.13	ND<0.15	ND<0.15	ND<0.005	**6.7**
				04/28/2025	ND<0.19	ND<0.19	ND<0.13	ND<0.19	ND<0.13	ND<0.13	ND<0.14	ND<0.13	ND<0.15	ND<0.15	ND<0.005	3.1
				06/03/2025	ND<0.19	ND<0.19	ND<0.13	ND<0.19	ND<0.13	ND<0.13	ND<0.14	ND<0.13	ND<0.15	ND<0.15	ND<0.005	3.0
				12/05/2025	ND<0.19	ND<0.19	ND<0.13	ND<0.19	ND<0.13	ND<0.13	ND<0.14	ND<0.13	ND<0.15	ND<0.15	ND<0.005	1.7
				03/02/2026	ND<0.21	ND<0.28	ND<0.21	ND<0.50	ND<0.12	ND<0.19	ND<0.23	ND<0.21	ND<0.20	ND<0.18	ND<0.005	2.4
			POET-Midfluent	02/21/2025	ND<0.10	ND<0.10	ND<0.10	ND<0.10	ND<0.10	ND<0.10	ND<0.20	ND<0.10	ND<0.10	ND<0.10	ND<0.0094	ND<0.12
				03/25/2025	ND<0.19	ND<0.19	ND<0.13	ND<0.19	ND<0.13	ND<0.13	ND<0.14	ND<0.13	ND<0.15	ND<0.15	ND<0.005	1.3
				04/28/2025	ND<0.19	ND<0.19	ND<0.13	ND<0.19	ND<0.13	ND<0.13	ND<0.14	ND<0.13	ND<0.15	ND<0.15	ND<0.005	ND<0.3
				06/03/2025	ND<0.19	ND<0.19	ND<0.13	ND<0.19	ND<0.13	ND<0.13	ND<0.14	ND<0.13	ND<0.15	ND<0.15	ND<0.005	ND<0.3
				09/05/2025	ND<0.19	ND<0.19	ND<0.13	ND<0.19	ND<0.13	ND<0.13	ND<0.14	ND<0.13	ND<0.15	ND<0.15	ND<0.005	0.4 J
				12/05/2025	ND<0.19	ND<0.19	ND<0.13	ND<0.19	ND<0.13	ND<0.13	ND<0.14	ND<0.13	ND<0.15	ND<0.15	ND<0.005	ND<0.3
				03/02/2026	ND<0.21	ND<0.28	ND<0.21	ND<0.50	ND<0.12	ND<0.19	ND<0.23	ND<0.21	ND<0.20	ND<0.18	ND<0.005	ND<0.3
				06/03/2026	ND<0.21	ND<0.28	ND<0.21	ND<0.50	ND<0.12	ND<0.19	ND<0.23	ND<0.21	ND<0.20	ND<0.18	ND<0.005	ND<0.3
			Kitchen Sink (Effluent)	02/21/2025	ND<0.10	ND<0.10	ND<0.10	ND<0.10	ND<0.10	ND<0.10	ND<0.20	ND<0.10	ND<0.10	ND<0.10	ND<0.0094	ND<0.12
			POET-Effluent	03/25/2025	ND<0.19	ND<0.19	ND<0.13	ND<0.19	ND<0.13	ND<0.13	ND<0.14	ND<0.13	ND<0.15	ND<0.15	ND<0.005	4.5
				04/28/2025	ND<0.19	ND<0.19	ND<0.13	ND<0.19	ND<0.13	ND<0.13	ND<0.14	ND<0.13	ND<0.15	ND<0.15	ND<0.005	0.7 J
				06/03/2025	ND<0.19	ND<0.19	ND<0.13	ND<0.19	ND<0.13	ND<0.13	ND<0.14	ND<0.13	ND<0.15	ND<0.15	ND<0.005	ND<0.3
				09/05/2025	ND<0.19	ND<0.19	ND<0.13	ND<0.19	ND<0.13	ND<0.13	ND<0.14	ND<0.13	ND<0.15	ND<0.15	ND<0.005	0.6 J
				12/05/2025	ND<0.19	ND<0.19	ND<0.13	ND<0.19	ND<0.13	ND<0.13	ND<0.14	ND<0.13	ND<0.15	ND<0.15	ND<0.005	ND<0.3
				03/02/2026	ND<0.21	ND<0.28	ND<0.21	ND<0.50	ND<0.12	ND<0.19	ND<0.23	ND<0.21	ND<0.20	ND<0.18	ND<0.005	ND<0.3
				06/03/2026	ND<0.21	ND<0.28	ND<0.21	ND<0.50	ND<0.12	ND<0.19	ND<0.23	ND<0.21	ND<0.20	ND<0.18	ND<0.005	ND<0.3
			Kitchen Sink	02/03/2025	ND<0.50	ND<0.50	ND<0.50	ND<0.50	ND<0.50	ND<0.50	ND<0.50	ND<0.50	ND<0.50	ND<0.50	ND<0.0094	0.23 J
			Basement (Influent)	02/27/2025	ND<0.10	ND<0.10	ND<0.10	ND<0.10	ND<0.10	ND<0.10	ND<0.20	ND<0.10	ND<0.10	ND<0.10	ND<0.0094	ND<0.12
			POET-Influent	03/11/2025	ND<0.19	ND<0.19	ND<0.13	ND<0.19	ND<0.13	ND<0.13	ND<0.14	ND<0.13	ND<0.15	ND<0.15	ND<0.005	ND<0.3
				04/08/2025	ND<0.19	ND<0.19	ND<0.13	ND<0.19	ND<0.13	ND<0.13	ND<0.14	ND<0.13	ND<0.15	ND<0.15	ND<0.005	ND<0.3
				05/13/2025	ND<0.19	ND<0.19	ND<0.13	ND<0.19	ND<0.13	ND<0.13	ND<0.14	ND<0.13	ND<0.15	ND<0.15	ND<0.005	ND<0.3
				07/23/2025	ND<0.19	ND<0.19	ND<0.13	ND<0.19	ND<0.13	ND<0.13	ND<0.14	ND<0.13	ND<0.15	ND<0.15	ND<0.005	ND<0.3
				07/23/2025	ND<0.19	ND<0.19	ND<0.13	ND<0.19	ND<0.13	ND<0.13	ND<0.14	ND<0.13	ND<0.15	ND<0.15	ND<0.005	ND<0.3
				10/20/2025	ND<0.19	ND<0.19	ND<0.13	ND<0.19	ND<0.13	ND<0.13	ND<0.14	ND<0.13	ND<0.15	ND<0.15	ND<0.005	ND<0.3
				01/20/2026	ND<0.19	ND<0.19	ND<0.13	ND<0.19	ND<0.13	ND<0.13	ND<0.14	ND<0.13	ND<0.15	ND<0.15	ND<0.005	ND<0.3
				04/23/2026	ND<0.21	ND<0.28	ND<0.21	ND<0.50	ND<0.12	ND<0.19	ND<0.23	ND<0.21	ND<0.20	ND<0.18	ND<0.005	ND<0.3
				07/21/2026	ND<0.21	ND<0.28	ND<0.21	ND<0.50	ND<0.12	ND<0.19	ND<0.23	ND<0.21	ND<0.20	ND<0.18	ND<0.005	ND<0.3
			Basement (Midfluent)	02/27/2025	ND<0.10	ND<0.10	ND<0.10	ND<0.10	ND<0.10	ND<0.10	ND<0.20	ND<0.10	ND<0.10	ND<0.10	ND<0.0095	ND<0.12
			POET-Midfluent	03/11/2025	ND<0.19	ND<0.19	ND<0.13	ND<0.19	ND<0.13	ND<0.13	ND<0.14	ND<0.13	ND<0.15	ND<0.15	ND<0.005	ND<0.3
				04/08/2025	ND<0.19	ND<0.19	ND<0.13	ND<0.19	ND<0.13	ND<0.13	ND<0.14	ND<0.13	ND<0.15	ND<0.15	ND<0.005	ND<0.3
				05/13/2025	ND<0.19	ND<0.19	ND<0.13	ND<0.19	ND<0.13	ND<0.13	ND<0.14	ND<0.13	ND<0.15	ND<0.15	ND<0.005	ND<0.3
				07/23/2025	ND<0.19	ND<0.19	ND<0.13	ND<0.19	ND<0.13	ND<0.13	ND<0.14	ND<0.13	ND<0.15	ND<0.15	ND<0.005	ND<0.3
				07/23/2025	ND<0.19	ND<0.19	ND<0.13	ND<0.19	ND<0.13	ND<0.13	ND<0.14	ND<0.13	ND<0.15	ND<0.15	ND<0.005	ND<0.3
				10/20/2025	ND<0.19	ND<0.19	ND<0.13	ND<0.19	ND<0.13	ND<0.13	ND<0.14	ND<0.13	ND<0.15	ND<0.15	ND<0.005	ND<0.3
				01/20/2026	ND<0.19	ND<0.19	ND<0.13	ND<0.19	ND<0.13	ND<0.13	ND<0.14	ND<0.13	ND<0.15	ND<0.15	ND<0.005	ND<0.3
				04/23/2026	ND<0.21	ND<0.28	ND<0.21	ND<0.50	ND<0.12	ND<0.19	ND<0.23	ND<0.21	ND<0.20	ND<0.18	ND<0.005	ND<0.3
				07/21/2026	ND<0.21	ND<0.28	ND<0.21	ND<0.50	ND<0.12	ND<0.19	ND<0.23	ND<0.21	ND<0.20	ND<0.18	ND<0.005	ND<0.3
			Kitchen (Effluent)	02/27/2025	ND<0.10	ND<0.10	ND<0.10	ND<0.10	ND<0.10	ND<0.10	ND<0.20	ND<0.10	ND<0.10	ND<0.10	ND<0.0095	ND<0.12
			POET-Effluent	03/11/2025	ND<0.19	ND<0.19	ND<0.13	ND<0.19	ND<0.13	ND<0.13	ND<0.14	ND<0.13	ND<0.15	ND<0.15	ND<0.005	ND<0.3
				04/08/2025	ND<0.19	ND<0.19	ND<0.13	ND<0.19	ND<0.13	ND<0.13	ND<0.14	ND<0.13	ND<0.15	ND<0.15	ND<0.005	ND<0.3
				05/13/2025	ND<0.19	ND<0.19	ND<0.13	ND<0.19	ND<0.13	ND<0.13	ND<0.14	ND<0.13	ND<0.15	ND<0.15	ND<0.005	ND<0.3
				07/23/2025	ND<0.19	ND<0.19	ND<0.13	ND<0.19	ND<0.13	ND<0.13	ND<0.14	ND<0.13	ND<0.15	ND<0.15	ND<0.005	ND<0.3
				07/23/2025	ND<0.19	ND<0.19	ND<0.13	ND<0.19	ND<0.13	ND<0.13	ND<0.14	ND<0.13	ND<0.15	ND<0.15	ND<0.005	ND<0.3
				10/20/2025	ND<0.19	ND<0.19	ND<0.13	ND<0.19	ND<0.13	ND<0.13	ND<0.14	ND<0.13	ND<0.15	ND<0.15	ND<0.005	ND<0.3
				01/20/2026	ND<0.19	ND<0.19	ND<0.13	ND<0.19	ND<0.13	ND<0.13	ND<0.14	ND<0.13	ND<0.15	ND<0.15	ND<0.005	ND<0.3
				04/23/2026	ND<0.21	ND<0.28	ND<0.21	ND<0.50	ND<0.12	ND<0.19	ND<0.23	ND<0.21	ND<0.20	ND<0.18	ND<0.005	ND<0.3
				07/21/2026	ND<0.21	ND<0.28	ND<0.21	ND<0.50	ND<0.12	ND<0.19	ND<0.23	ND<0.21	ND<0.20	ND<0.18	ND<0.005	ND<0.3
			Pressure Tank	02/05/2025	0.85	ND<0.50	ND<0.50	ND<0.50	ND<0.50	ND<0.50	ND<0.50	ND<0.50	ND<0.50	ND<0.50	ND<0.0094	0.80
				02/18/2025	ND<0.50	ND<0.50	ND<0.50	ND<0.50	ND<0.50	ND<0.50	ND<0.50	ND<0.50	ND<0.50	ND<0.50	ND<0.0093	ND<0.12
			POET - Influent	03/15/2025	ND<0.19	ND<0.19	ND<0.13	ND<0.19	ND<0.13	ND<0.13	ND<0.14	ND<0.13	ND<0.15	ND<0.15	ND<0.005	ND<0.3
			Pressure Tank (Influent)	03/24/2025	ND<0.19	ND<0.19	ND<0.13	ND<0.19	ND<0.13	ND<0.13	ND<0.14	ND<0.13	ND<0.15	ND<0.15	ND<0.005	ND<0.3
				04/22/2025	ND<0.19	ND<0.19	ND<0.13	ND<0.19	ND<0.13	ND<0.13	ND<0.14	ND<0.13	ND<0.15	ND<0.15	ND<0.005	ND<0.3
				05/15/2025	ND<0.19	ND<0.19	ND<0.13	ND<0.19	ND<0.13	ND<0.13	ND<0.14	ND<0.13	ND<0.15	ND<0.15	ND<0.005	ND<0.3
				08/08/2025	ND<0.19	ND<0.19	ND<0.13	ND<0.19	ND<0.13	ND<0.13	ND<0.14	ND<0.13	ND<0.15	ND<0.15	ND<0.005	ND<0.3
			POET - Influent	10/30/2025	ND<0.19	ND<0.19	ND<0.13	ND<0.19	ND<0.13	ND<0.13	ND<0.14	ND<0.13	ND<0.15	ND<0.15	ND<0.005	ND<0.3
			Pressure Tank (Influent)	02/06/2026	ND<0.19	ND<0.19	ND<0.13	ND<0.19	ND<0.13	ND<0.13	ND<0.14	ND<0.13	ND<0.15	ND<0.15	ND<0.005	ND<0.3
				04/29/2026	ND<0.21	ND<0.28	ND<0.21	ND<0.50	ND<0.12	ND<0.19	ND<0.23	ND<0.21	ND<0.20	ND<0.18	ND<0.005	ND<0.3
			POET - Influent	07/24/2026	ND<0.21	ND<0.28	ND<0.21	ND<0.50	ND<0.12	ND<0.19	ND<0.23	ND<0.21	ND<0.20	ND<0.18	ND<0.005	ND<0.3
			POET-Midfluent	03/15/2025	ND<0.19	ND<0.19	ND<0.13	ND<0.19	ND<0.13	ND<0.13	ND<0.14	ND<0.13	ND<0.15	ND<0.15	ND<0.005	ND<0.3
				03/24/2025	ND<0.19	ND<0.19	ND<0.13	ND<0.19	ND<0.13	ND<0.13	ND<0.14	ND<0.13	ND<0.15	ND<0.15	ND<0.005	ND<0.3
				04/22/2025	ND<0.19	ND<0.19	ND<0.13	ND<0.19	ND<0.13	ND<0.13	ND<0.14	ND<0.13	ND<0.15	ND<0.15	ND<0.005	ND<0.3
				05/15/2025	ND<0.19	ND<0.19	ND<0.13	ND<0.19	ND<0.13	ND<0.13	ND<0.14	ND<0.13	ND<0.15	ND<0.15	ND<0.005	ND<0.3
				08/08/2025	ND<0.19	ND<0.19	ND<0.13	ND<0.19	ND<0.13	ND<0.13	ND<0.14	ND<0.13	ND<0.15	ND<0.15	ND<0.005	ND<0.3
				10/30/2025	ND<0.19	ND<0.19	ND<0.13	ND<0.19	ND<0.13	ND<0.13	ND<0.14	ND<0.13	ND<0.15	ND<0.15	ND<0.005	ND<0.3
				02/06/2026	ND<0.19	ND<0.19	ND<0.13	ND<0.19	ND<0.13	ND<0.13	ND<0.14	ND<0.13	ND<0.15	ND<0.15	ND<0.005	ND<0.3
				04/29/2026	ND<0.21	ND<0.28	ND<0.21	ND<0.50	ND<0.12	ND<0.19	ND<0.23	ND<0.21	ND<0.20	ND<0.18	ND<0.005	ND<0.3
				07/24/2026	ND<0.21	ND<0.28	ND<0.21	ND<0.50	ND<0.12	ND<0.19	ND<0.23	ND<0.21	ND<0.20	ND<0.18	ND<0.005	ND<0.3
			POET-Effluent	03/15/2025	ND<0.19	ND<0.19	ND<0.13	ND<0.19	ND<0.13	ND<0.13	ND<0.14	ND<0.13	ND<0.15	ND<0.15	ND<0.005	ND<0.3
				03/24/2025	ND<0.19	ND<0.19	ND<0.13	ND<0.19	ND<0.13	ND<0.13	ND<0.14	ND<0.13	ND<0.15	ND<0.15	ND<0.005	ND<0.3
				04/22/2025	ND<0.19	ND<0.19	ND<0.13	ND<0.19	ND<0.13	ND<0.13	ND<0.14	ND<0.13	ND<0.15	ND<0.15	ND<0.005	ND<0.3
				05/15/2025	ND<0.19	ND<0.19	ND<0.13	ND<0.19	ND<0.13	ND<0.13	ND<0.14	ND<0.13	ND<0.15	ND<0.15	ND<0.005	ND<0.3
				08/08/2025	ND<0.19	ND<0.19	ND<0.13	ND<0.19	ND<0.13	ND<0.13	ND<0.14	ND<0.13	ND<0.15	ND<0.15	ND<0.005	ND<0.3
				10/30/2025	ND<0.19	ND<0.19	ND<0.13	ND<0.19	ND<0.13	ND<0.13	ND<0.14	ND<0.13	ND<0.15	ND<0.15	ND<0.005	ND<0.3
				02/06/2026	ND<0.19	ND<0.19	ND<0.13	ND<0.19	ND<0.13	ND<0.13	ND<0.14	ND<0.13	ND<0.15	ND<0.15	ND<0.005	ND<0.3
				04/29/2026	ND<0.21	ND<0.28	ND<0.21	ND<0.50	ND<0.12	ND<0.19	ND<0.23	ND<0.21	ND<0.20	ND<0.18	ND<0.005	ND<0.3
				07/24/2026	ND<0.21	ND<0.28	ND<0.21	ND<0.50	ND<0.12	ND<0.19	ND<0.23	ND<0.21	ND<0.20	ND<0.18	ND<0.005	ND<0.3

Table 1
Potable Well Analytical Results Summary

Sample Address	Well Depth (feet)	Pump Depth (feet)	Sample Location	Date	Benzene (µg/L)	Toluene (µg/L)	Ethyl-benzene (µg/L)	Total Xylenes (µg/L)	MTBE (µg/L)	Isopropyl Benzene (µg/L)	Naph-thalene (µg/L)	1,2,4-Trimethyl-benzene (µg/L)	1,3,5-Trimethyl-benzene (µg/L)	1,2-Dichloro-ethane (µg/L)	1,2 Dibromo-ethane (µg/L)	Dissolved Lead (µg/L)
DEP MSCs for a Residential, Used Aquifer					5	1,000	700	10,000	20	840	100	130	130	5	0.05	5
Redacted			Kitchen Sink	02/04/2025	ND<0.50	ND<0.50	ND<0.50	ND<0.50	ND<0.50	ND<0.50	ND<0.50	ND<0.50	ND<0.50	ND<0.50	ND<0.0094	ND<0.12
			Pressure Tank (Influent)	02/26/2025	ND<0.10	ND<0.10	ND<0.10	ND<0.10	ND<0.10	ND<0.10	ND<0.20	ND<0.10	ND<0.10	ND<0.10	ND<0.0094	0.73
			Kitchen Sink (Effluent)	02/26/2025	ND<0.10	ND<0.10	ND<0.10	ND<0.10	ND<0.10	ND<0.10	ND<0.20	ND<0.10	ND<0.10	ND<0.10	ND<0.0095	ND<0.12
			POET-Influent	03/03/2025	ND<0.19	ND<0.19	ND<0.13	ND<0.19	ND<0.13	ND<0.13	ND<0.14	ND<0.13	ND<0.15	ND<0.15	ND<0.005	ND<0.3
				04/01/2025	ND<0.19	ND<0.19	ND<0.13	ND<0.19	ND<0.13	ND<0.13	ND<0.14	ND<0.13	ND<0.15	ND<0.15	ND<0.005	ND<0.3
				05/14/2025	ND<0.19	ND<0.19	ND<0.13	ND<0.19	ND<0.13	ND<0.13	ND<0.14	ND<0.13	ND<0.15	ND<0.15	ND<0.005	ND<0.3
				07/15/2025	ND<0.19	ND<0.19	ND<0.13	ND<0.19	ND<0.13	ND<0.13	ND<0.14	ND<0.13	ND<0.15	ND<0.15	ND<0.005	ND<0.3
				10/13/2025	ND<0.19	ND<0.19	ND<0.13	ND<0.19	ND<0.13	ND<0.13	ND<0.14	ND<0.13	ND<0.15	ND<0.15	ND<0.005	ND<0.3
				01/13/2026	ND<0.19	ND<0.19	ND<0.13	ND<0.19	ND<0.13	ND<0.13	ND<0.14	ND<0.13	ND<0.15	ND<0.15	ND<0.005	ND<0.3
				04/14/2026	ND<0.21	ND<0.28	ND<0.21	ND<0.50	ND<0.12	ND<0.19	ND<0.23	ND<0.21	ND<0.20	ND<0.18	ND<0.005	ND<0.3
				07/17/2026	ND<0.21	ND<0.28	ND<0.21	ND<0.50	ND<0.12	ND<0.19	ND<0.23	ND<0.21	ND<0.20	ND<0.18	ND<0.005	ND<0.3
			POET-Midfluent	03/03/2025	ND<0.19	ND<0.19	ND<0.13	ND<0.19	ND<0.13	ND<0.13	ND<0.14	ND<0.13	ND<0.15	ND<0.15	ND<0.005	ND<0.3
				04/01/2025	ND<0.19	ND<0.19	ND<0.13	ND<0.19	ND<0.13	ND<0.13	ND<0.14	ND<0.13	ND<0.15	ND<0.15	ND<0.005	ND<0.3
				05/14/2025	ND<0.19	ND<0.19	ND<0.13	ND<0.19	ND<0.13	ND<0.13	ND<0.14	ND<0.13	ND<0.15	ND<0.15	ND<0.005	ND<0.3
				07/15/2025	ND<0.19	ND<0.19	ND<0.13	ND<0.19	ND<0.13	ND<0.13	ND<0.14	ND<0.13	ND<0.15	ND<0.15	ND<0.005	ND<0.3
				10/13/2025	ND<0.19	ND<0.19	ND<0.13	ND<0.19	ND<0.13	ND<0.13	ND<0.14	ND<0.13	ND<0.15	ND<0.15	ND<0.005	ND<0.3
				01/13/2026	ND<0.19	ND<0.19	ND<0.13	ND<0.19	ND<0.13	ND<0.13	ND<0.14	ND<0.13	ND<0.15	ND<0.15	ND<0.005	ND<0.3
				04/14/2026	ND<0.21	ND<0.28	ND<0.21	ND<0.50	ND<0.12	ND<0.19	ND<0.23	ND<0.21	ND<0.20	ND<0.18	ND<0.005	ND<0.3
				07/17/2026	ND<0.21	ND<0.28	ND<0.21	ND<0.50	ND<0.12	ND<0.19	ND<0.23	ND<0.21	ND<0.20	ND<0.18	ND<0.005	ND<0.3
			POET-Effluent	03/03/2025	ND<0.19	ND<0.19	ND<0.13	ND<0.19	ND<0.13	ND<0.13	ND<0.14	ND<0.13	ND<0.15	ND<0.15	ND<0.005	ND<0.3
				04/01/2025	ND<0.19	ND<0.19	ND<0.13	ND<0.19	ND<0.13	ND<0.13	ND<0.14	ND<0.13	ND<0.15	ND<0.15	ND<0.005	ND<0.3
				05/14/2025	ND<0.19	ND<0.19	ND<0.13	ND<0.19	ND<0.13	ND<0.13	ND<0.14	ND<0.13	ND<0.15	ND<0.15	ND<0.005	ND<0.3
				07/15/2025	ND<0.19	ND<0.19	ND<0.13	ND<0.19	ND<0.13	ND<0.13	ND<0.14	ND<0.13	ND<0.15	ND<0.15	ND<0.005	ND<0.3
				10/13/2025	ND<0.19	ND<0.19	ND<0.13	ND<0.19	ND<0.13	ND<0.13	ND<0.14	ND<0.13	ND<0.15	ND<0.15	ND<0.005	ND<0.3
				01/13/2026	ND<0.19	ND<0.19	ND<0.13	ND<0.19	ND<0.13	ND<0.13	ND<0.14	ND<0.13	ND<0.15	ND<0.15	ND<0.005	ND<0.3
				04/14/2026	ND<0.21	ND<0.28	ND<0.21	ND<0.50	ND<0.12	ND<0.19	ND<0.23	ND<0.21	ND<0.20	ND<0.18	ND<0.005	ND<0.3
				07/17/2026	ND<0.21	ND<0.28	ND<0.21	ND<0.50	ND<0.12	ND<0.19	ND<0.23	ND<0.21	ND<0.20	ND<0.18	ND<0.005	ND<0.3
			Kitchen Sink	02/11/2025	ND<0.50	ND<0.50	ND<0.50	ND<0.50	ND<0.50	ND<0.50	ND<0.50	ND<0.50	ND<0.50	ND<0.50	ND<0.0094	ND<0.12
				02/26/2025	ND<0.10	ND<0.10	ND<0.10	ND<0.10	ND<0.10	ND<0.10	ND<0.20	ND<0.10	ND<0.10	ND<0.10	ND<0.0094	ND<0.12
			POET - Influent	03/26/2025	ND<0.19	ND<0.19	ND<0.13	ND<0.19	ND<0.13	ND<0.13	ND<0.14	ND<0.13	ND<0.15	ND<0.15	ND<0.005	**17.6**
				05/29/2025	ND<0.19	ND<0.19	ND<0.13	ND<0.19	ND<0.13	ND<0.13	ND<0.14	ND<0.13	ND<0.15	ND<0.15	ND<0.005	**12.0**
			Pressure Tank (Influent)	11/18/2025	ND<0.19	ND<0.19	ND<0.13	ND<0.19	ND<0.13	ND<0.13	ND<0.14	ND<0.13	ND<0.15	ND<0.15	ND<0.005	2.1
				08/20/2025	ND<0.19	ND<0.19	ND<0.13	ND<0.19	ND<0.13	ND<0.13	ND<0.14	ND<0.13	ND<0.15	ND<0.15	ND<0.005	4.9
				11/18/2025	ND<0.19	ND<0.19	ND<0.13	ND<0.19	ND<0.13	ND<0.13	ND<0.14	ND<0.13	ND<0.15	ND<0.15	ND<0.005	2.1
				02/17/2026	ND<0.19	ND<0.19	ND<0.13	ND<0.19	ND<0.13	ND<0.13	ND<0.14	ND<0.13	ND<0.15	ND<0.15	ND<0.005	3.9
				05/13/2026	ND<0.21	ND<0.28	ND<0.21	ND<0.50	ND<0.12	ND<0.19	ND<0.23	ND<0.21	ND<0.20	ND<0.18	ND<0.005	3.6
				08/13/2026	ND<0.21	ND<0.28	ND<0.21	ND<0.50	ND<0.12	ND<0.19	ND<0.23	ND<0.21	ND<0.20	ND<0.18	ND<0.005	1.4
			POET - Midfluent	03/26/2025	ND<0.19	ND<0.19	ND<0.13	ND<0.19	ND<0.13	ND<0.13	ND<0.14	ND<0.13	ND<0.15	ND<0.15	ND<0.005	ND<0.3
				05/29/2025	ND<0.19	ND<0.19	ND<0.13	ND<0.19	ND<0.13	ND<0.13	ND<0.14	ND<0.13	ND<0.15	ND<0.15	ND<0.005	ND<0.3
				08/20/2025	ND<0.19	ND<0.19	ND<0.13	ND<0.19	ND<0.13	ND<0.13	ND<0.14	ND<0.13	ND<0.15	ND<0.15	ND<0.005	ND<0.3
				11/18/2025	ND<0.19	ND<0.19	ND<0.13	ND<0.19	ND<0.13	ND<0.13	ND<0.14	ND<0.13	ND<0.15	ND<0.15	ND<0.005	ND<0.3
				02/17/2026	ND<0.19	ND<0.19	ND<0.13	ND<0.19	ND<0.13	ND<0.13	ND<0.14	ND<0.13	ND<0.15	ND<0.15	ND<0.005	ND<0.3
				05/13/2026	ND<0.21	ND<0.28	ND<0.21	ND<0.50	ND<0.12	ND<0.19	ND<0.23	ND<0.21	ND<0.20	ND<0.18	ND<0.005	ND<0.3
				08/13/2026	ND<0.21	ND<0.28	ND<0.21	ND<0.50	ND<0.12	ND<0.19	ND<0.23	ND<0.21	ND<0.20	ND<0.18	ND<0.005	ND<0.3
			POET - Effluent	03/26/2025	ND<0.19	ND<0.19	ND<0.13	ND<0.19	ND<0.13	ND<0.13	ND<0.14	ND<0.13	ND<0.15	ND<0.15	ND<0.005	ND<0.3
				05/29/2025	ND<0.19	ND<0.19	ND<0.13	ND<0.19	ND<0.13	ND<0.13	ND<0.14	ND<0.13	ND<0.15	ND<0.15	ND<0.005	ND<0.3
				08/20/2025	ND<0.19	ND<0.19	ND<0.13	ND<0.19	ND<0.13	ND<0.13	ND<0.14	ND<0.13	ND<0.15	ND<0.15	ND<0.005	ND<0.3
				11/18/2025	ND<0.19	ND<0.19	ND<0.13	ND<0.19	ND<0.13	ND<0.13	ND<0.14	ND<0.13	ND<0.15	ND<0.15	ND<0.005	ND<0.3
				02/17/2026	ND<0.19	ND<0.19	ND<0.13	ND<0.19	ND<0.13	ND<0.13	ND<0.14	ND<0.13	ND<0.15	ND<0.15	ND<0.005	ND<0.3
				05/13/2026	ND<0.21	ND<0.28	ND<0.21	ND<0.50	ND<0.12	ND<0.19	ND<0.23	ND<0.21	ND<0.20	ND<0.18	ND<0.005	ND<0.3
				08/13/2026	ND<0.21	ND<0.28	ND<0.21	ND<0.50	ND<0.12	ND<0.19	ND<0.23	ND<0.21	ND<0.20	ND<0.18	ND<0.005	ND<0.3
			Kitchen Sink	02/26/2025	ND<0.10	ND<0.10	ND<0.10	ND<0.10	ND<0.10	ND<0.10	ND<0.20	ND<0.10	ND<0.10	ND<0.10	ND<0.0094	ND<0.12
			Kitchen Sink (Effluent)	11/12/2025	ND<0.19	ND<0.19	ND<0.13	ND<0.19	ND<0.13	ND<0.13	ND<0.14	ND<0.13	ND<0.15	ND<0.15	ND<0.005	ND<0.3
			POET-Influent	03/13/2025	ND<0.19	ND<0.19	ND<0.13	ND<0.19	ND<0.13	ND<0.13	ND<0.14	ND<0.13	ND<0.15	ND<0.15	ND<0.005	ND<0.3
				04/16/2025	ND<0.19	ND<0.19	ND<0.13	ND<0.19	ND<0.13	ND<0.13	ND<0.14	ND<0.13	ND<0.15	ND<0.15	ND<0.005	ND<0.3
				05/20/2025	ND<0.19	ND<0.19	ND<0.13	ND<0.19	ND<0.13	ND<0.13	ND<0.14	ND<0.13	ND<0.15	ND<0.15	ND<0.005	ND<0.3
				08/11/2025	ND<0.19	ND<0.19	ND<0.13	ND<0.19	ND<0.13	ND<0.13	ND<0.14	ND<0.13	ND<0.15	ND<0.15	ND<0.005	ND<0.3
				11/12/2025	ND<0.19	ND<0.19	ND<0.13	ND<0.19	ND<0.13	ND<0.13	ND<0.14	ND<0.13	ND<0.15	ND<0.15	ND<0.005	ND<0.3
				03/04/2026	ND<0.21	ND<0.28	ND<0.21	ND<0.50	ND<0.12	ND<0.19	ND<0.23	ND<0.21	ND<0.20	ND<0.18	ND<0.005	ND<0.3
				06/17/2026	ND<0.21	ND<0.28	ND<0.21	ND<0.50	ND<0.12	ND<0.19	ND<0.23	ND<0.21	ND<0.20	ND<0.18	ND<0.005	ND<0.3
			POET-Midfluent	03/13/2025	ND<0.19	ND<0.19	ND<0.13	ND<0.19	ND<0.13	ND<0.13	ND<0.14	ND<0.13	ND<0.15	ND<0.15	ND<0.005	ND<0.3
				04/16/2025	ND<0.19	ND<0.19	ND<0.13	ND<0.19	ND<0.13	ND<0.13	ND<0.14	ND<0.13	ND<0.15	ND<0.15	ND<0.005	ND<0.3
				05/20/2025	ND<0.19	ND<0.19	ND<0.13	ND<0.19	ND<0.13	ND<0.13	ND<0.14	ND<0.13	ND<0.15	ND<0.15	ND<0.005	ND<0.3
				08/11/2025	ND<0.19	ND<0.19	ND<0.13	ND<0.19	ND<0.13	ND<0.13	ND<0.14	ND<0.13	ND<0.15	ND<0.15	ND<0.005	ND<0.3
				11/12/2025	ND<0.19	ND<0.19	ND<0.13	ND<0.19	ND<0.13	ND<0.13	ND<0.14	ND<0.13	ND<0.15	ND<0.15	ND<0.005	ND<0.3
				03/04/2026	ND<0.21	ND<0.28	ND<0.21	ND<0.50	ND<0.12	ND<0.19	ND<0.23	ND<0.21	ND<0.20	ND<0.18	-	ND<0.3
				06/17/2026	ND<0.21	ND<0.28	ND<0.21	ND<0.50	ND<0.12	ND<0.19	ND<0.23	ND<0.21	ND<0.20	ND<0.18	ND<0.005	ND<0.3
			POET-Effluent	03/13/2025	ND<0.19	ND<0.19	ND<0.13	ND<0.19	ND<0.13	ND<0.13	ND<0.14	ND<0.13	ND<0.15	ND<0.15	ND<0.005	ND<0.3
				04/16/2025	ND<0.19	ND<0.19	ND<0.13	ND<0.19	ND<0.13	ND<0.13	ND<0.14	ND<0.13	ND<0.15	ND<0.15	ND<0.005	ND<0.3
				05/20/2025	ND<0.19	ND<0.19	ND<0.13	ND<0.19	ND<0.13	ND<0.13	ND<0.14	ND<0.13	ND<0.15	ND<0.15	ND<0.005	ND<0.3
				08/11/2025	ND<0.19	ND<0.19	ND<0.13	ND<0.19	ND<0.13	ND<0.13	ND<0.14	ND<0.13	ND<0.15	ND<0.15	ND<0.005	ND<0.3
				11/12/2025	ND<0.19	ND<0.19	ND<0.13	ND<0.19	ND<0.13	ND<0.13	ND<0.14	ND<0.13	ND<0.15	ND<0.15	ND<0.005	ND<0.3
				03/04/2026	ND<0.21	ND<0.28	ND<0.21	ND<0.50	ND<0.12	ND<0.19	ND<0.23	ND<0.21	ND<0.20	ND<0.18	ND<0.005	ND<0.3
				06/17/2026	ND<0.21	ND<0.28	ND<0.21	ND<0.50	ND<0.12	ND<0.19	ND<0.23	ND<0.21	ND<0.20	ND<0.18	ND<0.005	ND<0.3

Table 1
Potable Well Analytical Results Summary

Sample Address	Well Depth (feet)	Pump Depth (feet)	Sample Location	Date	Benzene (µg/L)	Toluene (µg/L)	Ethyl-benzene (µg/L)	Total Xylenes (µg/L)	MTBE (µg/L)	Isopropyl Benzene (µg/L)	Naph-thalene (µg/L)	1,2,4-Trimethyl-benzene (µg/L)	1,3,5-Trimethyl-benzene (µg/L)	1,2-Dichloro-ethane (µg/L)	1,2 Dibromo-ethane (µg/L)	Dissolved Lead (µg/L)
DEP MSCs for a Residential, Used Aquifer					5	1,000	700	10,000	20	840	100	130	130	5	0.05	5
Redacted			Pressure Tank	02/13/2025	ND<0.50	ND<0.50	ND<0.50	ND<0.50	ND<0.50	ND<0.50	ND<0.50	ND<0.50	ND<0.50	ND<0.50	ND<0.0094	0.63
			Kitchen Sink	03/22/2025	ND<0.19	ND<0.19	ND<0.13	ND<0.19	ND<0.13	ND<0.13	ND<0.14	ND<0.13	ND<0.15	ND<0.15	ND<0.005	ND<0.3
			POET-Influent	05/20/2025	ND<0.19	ND<0.19	0.80	3.9	ND<0.13	ND<0.13	ND<0.14	ND<0.13	ND<0.15	ND<0.15	ND<0.005	ND<0.3
				08/12/2025	ND<0.19	ND<0.19	ND<0.13	ND<0.19	ND<0.13	ND<0.13	ND<0.14	ND<0.13	ND<0.15	ND<0.15	ND<0.005	ND<0.3
				11/13/2025	ND<0.19	ND<0.19	ND<0.13	ND<0.19	ND<0.13	ND<0.13	ND<0.14	ND<0.13	ND<0.15	ND<0.15	ND<0.005	ND<0.3
				02/06/2026	ND<0.19	ND<0.19	ND<0.13	ND<0.19	ND<0.13	ND<0.13	ND<0.14	ND<0.13	ND<0.15	ND<0.15	ND<0.005	ND<0.3
				06/02/2026	ND<0.21	ND<0.28	ND<0.21	ND<0.50	ND<0.12	ND<0.19	ND<0.23	ND<0.21	ND<0.20	ND<0.18	ND<0.005	ND<0.3
			POET-Midfluent	05/20/2025	ND<0.19	ND<0.19	ND<0.13	ND<0.19	ND<0.13	ND<0.13	ND<0.14	ND<0.13	ND<0.15	ND<0.15	ND<0.005	ND<0.3
				08/12/2025	ND<0.19	ND<0.19	ND<0.13	ND<0.19	ND<0.13	ND<0.13	ND<0.14	ND<0.13	ND<0.15	ND<0.15	ND<0.005	ND<0.3
				11/13/2025	ND<0.19	ND<0.19	ND<0.13	ND<0.19	ND<0.13	ND<0.13	ND<0.14	ND<0.13	ND<0.15	ND<0.15	ND<0.005	ND<0.3
				02/06/2026	ND<0.19	ND<0.19	ND<0.13	ND<0.19	ND<0.13	ND<0.13	ND<0.14	ND<0.13	ND<0.15	ND<0.15	ND<0.005	ND<0.3
				06/02/2026	ND<0.21	ND<0.28	ND<0.21	ND<0.50	ND<0.12	ND<0.19	ND<0.23	ND<0.21	ND<0.20	ND<0.18	ND<0.005	ND<0.3
			POET-Effluent	05/20/2025	ND<0.19	ND<0.19	ND<0.13	ND<0.19	ND<0.13	ND<0.13	ND<0.14	ND<0.13	ND<0.15	ND<0.15	ND<0.005	ND<0.3
				08/12/2025	ND<0.19	ND<0.19	ND<0.13	ND<0.19	ND<0.13	ND<0.13	ND<0.14	ND<0.13	ND<0.15	ND<0.15	ND<0.005	ND<0.3
				11/13/2025	ND<0.19	ND<0.19	ND<0.13	ND<0.19	ND<0.13	ND<0.13	ND<0.14	ND<0.13	ND<0.15	ND<0.15	ND<0.005	ND<0.3
				02/06/2026	ND<0.19	ND<0.19	ND<0.13	ND<0.19	ND<0.13	ND<0.13	ND<0.14	ND<0.13	ND<0.15	ND<0.15	ND<0.005	ND<0.3
				06/02/2026	ND<0.21	ND<0.28	ND<0.21	ND<0.50	ND<0.12	ND<0.19	ND<0.23	ND<0.21	ND<0.20	ND<0.18	ND<0.005	ND<0.3
			Kitchen Sink	02/07/2025	ND<0.50	ND<0.50	ND<0.50	ND<0.50	ND<0.50	ND<0.50	ND<0.50	ND<0.50	ND<0.50	ND<0.50	ND<0.0095	0.17 J
				02/20/2025	ND<0.10	ND<0.10	ND<0.10	ND<0.10	ND<0.10	ND<0.10	ND<0.20	ND<0.10	ND<0.10	ND<0.10	ND<0.0095	0.20 J
			POET-Influent	03/27/2025	ND<0.19	ND<0.19	ND<0.13	ND<0.19	ND<0.13	ND<0.13	ND<0.14	ND<0.13	ND<0.15	ND<0.15	ND<0.005	ND<0.3
				05/19/2025	ND<0.19	ND<0.19	ND<0.13	ND<0.19	ND<0.13	ND<0.13	ND<0.14	ND<0.13	ND<0.15	ND<0.15	ND<0.005	0.7 J
				09/09/2025	ND<0.19	ND<0.19	ND<0.13	ND<0.19	ND<0.13	ND<0.13	ND<0.14	ND<0.13	ND<0.15	ND<0.15	ND<0.005	ND<0.3
				12/22/2025	ND<0.19	ND<0.19	ND<0.13	ND<0.19	ND<0.13	ND<0.13	ND<0.14	ND<0.13	ND<0.15	ND<0.15	ND<0.005	ND<0.3
				03/30/2026	ND<0.21	ND<0.28	ND<0.21	ND<0.50	ND<0.12	ND<0.19	ND<0.23	ND<0.21	ND<0.20	ND<0.18	ND<0.005	0.5 J
				04/15/2026	ND<0.21	ND<0.28	ND<0.21	ND<0.50	ND<0.12	ND<0.19	ND<0.23	ND<0.21	ND<0.20	ND<0.18	ND<0.005	0.4 J
				07/14/2026	ND<0.21	ND<0.28	ND<0.21	ND<0.50	ND<0.12	ND<0.19	ND<0.23	ND<0.21	ND<0.20	ND<0.18	ND<0.005	ND<0.3
			POET-Midfluent	03/27/2025	ND<0.19	ND<0.19	ND<0.13	ND<0.19	ND<0.13	ND<0.13	ND<0.14	ND<0.13	ND<0.15	ND<0.15	ND<0.005	ND<0.3
				05/19/2025	ND<0.19	ND<0.19	ND<0.13	ND<0.19	ND<0.13	ND<0.13	ND<0.14	ND<0.13	ND<0.15	ND<0.15	ND<0.005	ND<0.3
				09/09/2025	ND<0.19	ND<0.19	ND<0.13	ND<0.19	ND<0.13	ND<0.13	ND<0.14	ND<0.13	ND<0.15	ND<0.15	ND<0.005	ND<0.3
				12/22/2025	ND<0.19	ND<0.19	ND<0.13	ND<0.19	ND<0.13	ND<0.13	ND<0.14	ND<0.13	ND<0.15	ND<0.15	ND<0.005	ND<0.3
				03/30/2026	ND<0.21	ND<0.28	ND<0.21	ND<0.50	ND<0.12	ND<0.19	ND<0.23	ND<0.21	ND<0.20	ND<0.18	ND<0.005	ND<0.3
				04/15/2026	ND<0.21	ND<0.28	ND<0.21	ND<0.50	ND<0.12	ND<0.19	ND<0.23	ND<0.21	ND<0.20	ND<0.18	ND<0.005	ND<0.3
				07/14/2026	ND<0.21	ND<0.28	ND<0.21	ND<0.50	ND<0.12	ND<0.19	ND<0.23	ND<0.21	ND<0.20	ND<0.18	ND<0.005	ND<0.3
			POET-Effluent	03/27/2025	ND<0.19	ND<0.19	ND<0.13	ND<0.19	ND<0.13	ND<0.13	ND<0.14	ND<0.13	ND<0.15	ND<0.15	ND<0.005	ND<0.3
				05/19/2025	ND<0.19	ND<0.19	ND<0.13	ND<0.19	ND<0.13	ND<0.13	ND<0.14	ND<0.13	ND<0.15	ND<0.15	ND<0.005	ND<0.3
				09/09/2025	ND<0.19	ND<0.19	ND<0.13	ND<0.19	ND<0.13	ND<0.13	ND<0.14	ND<0.13	ND<0.15	ND<0.15	ND<0.005	ND<0.3
				12/22/2025	ND<0.19	ND<0.19	ND<0.13	ND<0.19	ND<0.13	ND<0.13	ND<0.14	ND<0.13	ND<0.15	ND<0.15	ND<0.005	ND<0.3
				03/30/2026	Not Analyzed due to headspace										ND<0.005	ND<0.3
				04/15/2026	ND<0.21	ND<0.28	ND<0.21	ND<0.50	ND<0.12	ND<0.19	ND<0.23	ND<0.21	ND<0.20	ND<0.18	ND<0.005	ND<0.3
				07/14/2026	ND<0.21	ND<0.28	ND<0.21	ND<0.50	ND<0.12	ND<0.19	ND<0.23	ND<0.21	ND<0.20	ND<0.18	ND<0.005	ND<0.3
			Pressure Tank (Influent)	02/14/2025	ND<0.50	ND<0.50	ND<0.50	ND<0.50	ND<0.50	ND<0.50	ND<0.50	ND<0.50	ND<0.50	ND<0.50	ND<0.0095	2.5
				04/11/2025	ND<0.19	ND<0.19	ND<0.13	ND<0.19	ND<0.13	ND<0.13	ND<0.14	ND<0.13	ND<0.15	ND<0.15	ND<0.005	0.5 J
			POET-Influent	04/29/2025	ND<0.19	ND<0.19	ND<0.13	ND<0.19	ND<0.13	ND<0.13	ND<0.14	ND<0.13	ND<0.15	ND<0.15	ND<0.005	ND<0.3
				05/28/2025	ND<0.19	ND<0.19	ND<0.13	ND<0.19	ND<0.13	ND<0.13	ND<0.14	ND<0.13	ND<0.15	ND<0.15	ND<0.005	ND<0.3
				08/20/2025	ND<0.19	ND<0.19	ND<0.13	ND<0.19	ND<0.13	ND<0.13	ND<0.14	ND<0.13	ND<0.15	ND<0.15	ND<0.005	ND<0.3
				11/13/2025	ND<0.19	ND<0.19	ND<0.13	ND<0.19	ND<0.13	ND<0.13	ND<0.14	ND<0.13	ND<0.15	ND<0.15	ND<0.005	ND<0.3
				04/14/2026	ND<0.21	ND<0.28	ND<0.21	ND<0.50	ND<0.12	ND<0.19	ND<0.23	ND<0.21	ND<0.20	ND<0.18	ND<0.005	0.4 J
				07/10/2026	ND<0.21	ND<0.28	ND<0.21	ND<0.50	ND<0.12	ND<0.19	ND<0.23	ND<0.21	ND<0.20	ND<0.18	ND<0.005	ND<0.3
			POET-Midfluent	04/29/2025	ND<0.19	ND<0.19	ND<0.13	ND<0.19	ND<0.13	ND<0.13	ND<0.14	ND<0.13	ND<0.15	ND<0.15	ND<0.005	ND<0.3
				05/28/2025	ND<0.19	ND<0.19	ND<0.13	ND<0.19	ND<0.13	ND<0.13	ND<0.14	ND<0.13	ND<0.15	ND<0.15	ND<0.005	ND<0.3
				08/20/2025	ND<0.19	ND<0.19	ND<0.13	ND<0.19	ND<0.13	ND<0.13	ND<0.14	ND<0.13	ND<0.15	ND<0.15	ND<0.005	ND<0.3
				11/13/2025	ND<0.19	ND<0.19	ND<0.13	ND<0.19	ND<0.13	ND<0.13	ND<0.14	ND<0.13	ND<0.15	ND<0.15	ND<0.005	ND<0.3
				04/14/2026	ND<0.21	ND<0.28	ND<0.21	ND<0.50	ND<0.12	ND<0.19	ND<0.23	ND<0.21	ND<0.20	ND<0.18	ND<0.005	ND<0.3
				07/10/2026	ND<0.21	ND<0.28	ND<0.21	ND<0.50	ND<0.12	ND<0.19	ND<0.23	ND<0.21	ND<0.20	ND<0.18	ND<0.005	ND<0.3
			Kitchen Sink (Effluent)	03/08/2025	ND<0.19	ND<0.19	ND<0.13	ND<0.19	ND<0.13	ND<0.13	ND<0.14	ND<0.13	ND<0.15	ND<0.15	ND<0.005	ND<0.3
				04/11/2025	ND<0.19	ND<0.19	ND<0.13	ND<0.19	ND<0.13	ND<0.13	ND<0.14	ND<0.13	ND<0.15	ND<0.15	ND<0.005	0.8 J
				05/28/2025	ND<0.19	ND<0.19	ND<0.13	ND<0.19	ND<0.13	ND<0.13	ND<0.14	ND<0.13	ND<0.15	ND<0.15	ND<0.005	ND<0.3
			POET-Effluent	04/29/2025	ND<0.19	ND<0.19	ND<0.13	ND<0.19	ND<0.13	ND<0.13	ND<0.14	ND<0.13	ND<0.15	ND<0.15	ND<0.005	ND<0.3
				05/28/2025	ND<0.19	ND<0.19	ND<0.13	ND<0.19	ND<0.13	ND<0.13	ND<0.14	ND<0.13	ND<0.15	ND<0.15	ND<0.005	ND<0.3
				08/20/2025	ND<0.19	ND<0.19	ND<0.13	ND<0.19	ND<0.13	ND<0.13	ND<0.14	ND<0.13	ND<0.15	ND<0.15	ND<0.005	ND<0.3
				11/13/2025	ND<0.19	ND<0.19	ND<0.13	ND<0.19	ND<0.13	ND<0.13	ND<0.14	ND<0.13	ND<0.15	ND<0.15	ND<0.005	ND<0.3
				04/14/2026	ND<0.21	ND<0.28	ND<0.21	ND<0.50	ND<0.12	ND<0.19	ND<0.23	ND<0.21	ND<0.20	ND<0.18	ND<0.005	ND<0.3
				07/10/2026	ND<0.21	ND<0.28	ND<0.21	ND<0.50	ND<0.12	ND<0.19	ND<0.23	ND<0.21	ND<0.20	ND<0.18	ND<0.005	ND<0.3
			Bar sink- bypassed softener	02/05/2025	ND<0.50	ND<0.50	ND<0.50	ND<0.50	ND<0.50	ND<0.50	ND<0.50	ND<0.50	ND<0.50	ND<0.50	ND<0.0094	0.76
				02/26/2025	ND<0.10	ND<0.10	ND<0.10	ND<0.10	ND<0.10	ND<0.10	ND<0.20	ND<0.10	ND<0.10	ND<0.10	ND<0.0093	0.91
			POET-Influent	03/03/2026	ND<0.21	ND<0.28	ND<0.21	ND<0.50	ND<0.12	ND<0.19	ND<0.23	ND<0.21	ND<0.20	ND<0.18	ND<0.005	ND<0.3
				06/26/2026	ND<0.21	ND<0.28	ND<0.21	ND<0.50	ND<0.12	ND<0.19	ND<0.23	ND<0.21	ND<0.20	ND<0.18	ND<0.005	ND<0.3
			POET-Midfluent	03/03/2026	ND<0.21	ND<0.28	ND<0.21	ND<0.50	ND<0.12	ND<0.19	ND<0.23	ND<0.21	ND<0.20	ND<0.18	ND<0.005	ND<0.3
				06/26/2026	ND<0.21	ND<0.28	ND<0.21	ND<0.50	ND<0.12	ND<0.19	ND<0.23	ND<0.21	ND<0.20	ND<0.18	ND<0.005	ND<0.3
			POET-Effluent	03/03/2026	ND<0.21	ND<0.28	ND<0.21	ND<0.50	ND<0.12	ND<0.19	ND<0.23	ND<0.21	ND<0.20	ND<0.18	ND<0.005	ND<0.3
				06/26/2026	ND<0.21	ND<0.28	ND<0.21	ND<0.50	ND<0.12	ND<0.19	ND<0.23	ND<0.21	ND<0.20	ND<0.18	ND<0.005	ND<0.3

Table 1
Potable Well Analytical Results Summary

Sample Address	Well Depth (feet)	Pump Depth (feet)	Sample Location	Date	Benzene (µg/L)	Toluene (µg/L)	Ethyl-benzene (µg/L)	Total Xylenes (µg/L)	MTBE (µg/L)	Isopropyl Benzene (µg/L)	Naph-thalene (µg/L)	1,2,4-Trimethyl-benzene (µg/L)	1,3,5-Trimethyl-benzene (µg/L)	1,2-Dichloro-ethane (µg/L)	1,2 Dibromo-ethane (µg/L)	Dissolved Lead (µg/L)
DEP MSCs for a Residential, Used Aquifer					5	1,000	700	10,000	20	840	100	130	130	5	0.05	5
Redacted			Bathroom Sink	02/10/2025	ND<0.50	ND<0.50	ND<0.50	ND<0.50	ND<0.50	ND<0.50	ND<0.50	ND<0.50	ND<0.50	ND<0.50	ND<0.0094	0.66
				02/26/2025	ND<0.10	ND<0.10	ND<0.10	ND<0.10	ND<0.10	ND<0.10	ND<0.20	ND<0.10	ND<0.10	ND<0.10	ND<0.0095	ND<0.12
			Kitchen Sink	03/20/2025	ND<0.19	ND<0.19	ND<0.13	ND<0.19	ND<0.13	ND<0.13	ND<0.14	ND<0.13	ND<0.15	ND<0.15	ND<0.005	ND<0.3
				04/17/2025	ND<0.19	ND<0.19	ND<0.13	ND<0.19	ND<0.13	ND<0.13	ND<0.14	ND<0.13	ND<0.15	ND<0.15	ND<0.005	ND<0.3
				05/29/2025	ND<0.19	ND<0.19	ND<0.13	ND<0.19	ND<0.13	ND<0.13	ND<0.14	ND<0.13	ND<0.15	ND<0.15	ND<0.005	ND<0.3
				09/18/2025	ND<0.19	ND<0.19	ND<0.13	ND<0.19	ND<0.13	ND<0.13	ND<0.14	ND<0.13	ND<0.15	ND<0.15	ND<0.005	ND<0.3
			Pressure Tank	12/15/2025	ND<0.19	ND<0.19	ND<0.13	ND<0.19	ND<0.13	ND<0.13	ND<0.14	ND<0.13	ND<0.15	ND<0.15	ND<0.005	ND<0.3
				03/16/2026	ND<0.21	ND<0.28	ND<0.21	ND<0.50	ND<0.12	ND<0.19	ND<0.23	ND<0.21	ND<0.20	ND<0.18	ND<0.005	ND<0.3
				06/17/2026	ND<0.21	ND<0.28	ND<0.21	ND<0.50	ND<0.12	ND<0.19	ND<0.23	ND<0.21	ND<0.20	ND<0.18	ND<0.005	ND<0.3
				05/29/2025	ND<0.19	ND<0.19	ND<0.13	ND<0.19	ND<0.13	ND<0.13	ND<0.14	ND<0.13	ND<0.15	ND<0.15	ND<0.005	ND<0.3
				09/18/2025	ND<0.19	ND<0.19	ND<0.13	ND<0.19	ND<0.13	ND<0.13	ND<0.14	ND<0.13	ND<0.15	ND<0.15	ND<0.005	0.7 J
			POET-Midfluent	12/15/2025	ND<0.19	ND<0.19	ND<0.13	ND<0.19	ND<0.13	ND<0.13	ND<0.14	ND<0.13	ND<0.15	ND<0.15	ND<0.005	ND<0.3
				03/16/2026	ND<0.21	ND<0.28	ND<0.21	ND<0.50	ND<0.12	ND<0.19	ND<0.23	ND<0.21	ND<0.20	ND<0.18	ND<0.005	ND<0.3
				06/17/2026	ND<0.21	ND<0.28	ND<0.21	ND<0.50	ND<0.12	ND<0.19	ND<0.23	ND<0.21	ND<0.20	ND<0.18	ND<0.005	ND<0.3
				05/29/2025	ND<0.19	ND<0.19	ND<0.13	ND<0.19	ND<0.13	ND<0.13	ND<0.14	ND<0.13	ND<0.15	0.18 J	ND<0.005	ND<0.3
				09/18/2025	ND<0.19	ND<0.19	ND<0.13	ND<0.19	ND<0.13	ND<0.13	ND<0.14	ND<0.13	ND<0.15	ND<0.15	ND<0.005	ND<0.3
			Basement Sink (Effluent)	12/15/2025	ND<0.19	ND<0.19	ND<0.13	ND<0.19	ND<0.13	ND<0.13	ND<0.14	ND<0.13	ND<0.15	ND<0.15	ND<0.005	ND<0.3
				03/16/2026	ND<0.21	ND<0.28	ND<0.21	ND<0.50	ND<0.12	ND<0.19	ND<0.23	ND<0.21	ND<0.20	ND<0.18	ND<0.005	ND<0.3
				06/17/2026	ND<0.21	ND<0.28	ND<0.21	ND<0.50	ND<0.12	ND<0.19	ND<0.23	ND<0.21	ND<0.20	ND<0.18	ND<0.005	0.5 J
			Kitchen Sink	02/03/2025	ND<0.50	ND<0.50	ND<0.50	ND<0.50	ND<0.50	ND<0.50	ND<0.50	ND<0.50	ND<0.50	ND<0.50	ND<0.0095	0.65
			Bladder Tank	02/27/2025	ND<0.10	ND<0.10	ND<0.10	ND<0.10	ND<0.10	ND<0.10	ND<0.20	ND<0.10	ND<0.10	ND<0.10	ND<0.0094	ND<0.12
				03/12/2025	ND<0.19	ND<0.19	ND<0.13	ND<0.19	ND<0.13	ND<0.13	ND<0.14	ND<0.13	ND<0.15	ND<0.15	ND<0.005	ND<0.3
				04/12/2025	ND<0.19	ND<0.19	ND<0.13	ND<0.19	ND<0.13	ND<0.13	ND<0.14	ND<0.13	ND<0.15	ND<0.15	ND<0.005	ND<0.3
				05/20/2025	ND<0.19	ND<0.19	ND<0.13	ND<0.19	ND<0.13	ND<0.13	ND<0.14	ND<0.13	ND<0.15	ND<0.15	ND<0.005	ND<0.3
			POET-Influent	08/26/2025	ND<0.19	ND<0.19	ND<0.13	ND<0.19	ND<0.13	ND<0.13	ND<0.14	ND<0.13	ND<0.15	ND<0.15	ND<0.005	ND<0.3
				11/24/2025	ND<0.19	ND<0.19	ND<0.13	ND<0.19	ND<0.13	ND<0.13	ND<0.14	ND<0.13	ND<0.15	ND<0.15	ND<0.005	ND<0.3
				03/24/2026	ND<0.21	ND<0.28	ND<0.21	ND<0.50	ND<0.12	ND<0.19	ND<0.23	ND<0.21	ND<0.20	ND<0.18	ND<0.005	ND<0.3
				06/25/2026	ND<0.21	ND<0.28	ND<0.21	ND<0.50	ND<0.12	ND<0.19	ND<0.23	ND<0.21	ND<0.20	ND<0.18	ND<0.005	ND<0.3
				03/12/2025	ND<0.19	ND<0.19	ND<0.13	ND<0.19	ND<0.13	ND<0.13	ND<0.14	ND<0.13	ND<0.15	ND<0.15	ND<0.005	ND<0.3
				04/12/2025	ND<0.19	ND<0.19	ND<0.13	ND<0.19	ND<0.13	ND<0.13	ND<0.14	ND<0.13	ND<0.15	ND<0.15	ND<0.005	ND<0.3
				05/20/2025	ND<0.19	ND<0.19	ND<0.13	ND<0.19	ND<0.13	ND<0.13	ND<0.14	ND<0.13	ND<0.15	ND<0.15	ND<0.005	ND<0.3
			POET-Midfluent	08/26/2025	ND<0.19	ND<0.19	ND<0.13	ND<0.19	ND<0.13	ND<0.13	ND<0.14	ND<0.13	ND<0.15	ND<0.15	ND<0.005	ND<0.3
				11/24/2025	ND<0.19	ND<0.19	ND<0.13	ND<0.19	ND<0.13	ND<0.13	ND<0.14	ND<0.13	ND<0.15	ND<0.15	ND<0.005	ND<0.3
				03/24/2026	ND<0.21	ND<0.28	ND<0.21	ND<0.50	ND<0.12	ND<0.19	ND<0.23	ND<0.21	ND<0.20	ND<0.18	ND<0.005	ND<0.3
				06/25/2026	ND<0.21	ND<0.28	ND<0.21	ND<0.50	ND<0.12	ND<0.19	ND<0.23	ND<0.21	ND<0.20	ND<0.18	ND<0.005	ND<0.3
				03/12/2025	ND<0.19	ND<0.19	ND<0.13	ND<0.19	ND<0.13	ND<0.13	ND<0.14	ND<0.13	ND<0.15	ND<0.15	ND<0.005	ND<0.3
				04/12/2025	ND<0.19	ND<0.19	ND<0.13	ND<0.19	ND<0.13	ND<0.13	ND<0.14	ND<0.13	ND<0.15	ND<0.15	ND<0.005	ND<0.3
				05/20/2025	ND<0.19	ND<0.19	ND<0.13	ND<0.19	ND<0.13	ND<0.13	ND<0.14	ND<0.13	ND<0.15	ND<0.15	ND<0.005	ND<0.3
			POET-Effluent	08/26/2025	ND<0.19	ND<0.19	ND<0.13	ND<0.19	ND<0.13	ND<0.13	ND<0.14	ND<0.13	ND<0.15	ND<0.15	ND<0.005	ND<0.3
				11/24/2025	ND<0.19	ND<0.19	ND<0.13	ND<0.19	ND<0.13	ND<0.13	ND<0.14	ND<0.13	ND<0.15	ND<0.15	ND<0.005	ND<0.3
				03/24/2026	ND<0.21	ND<0.28	ND<0.21	ND<0.50	ND<0.12	ND<0.19	ND<0.23	ND<0.21	ND<0.20	ND<0.18	ND<0.005	ND<0.3
				06/25/2026	ND<0.21	ND<0.28	ND<0.21	ND<0.50	ND<0.12	ND<0.19	ND<0.23	ND<0.21	ND<0.20	ND<0.18	ND<0.005	ND<0.3

Table 1
Potable Well Analytical Results Summary

Sample Address	Well Depth (feet)	Pump Depth (feet)	Sample Location	Date	Benzene (µg/L)	Toluene (µg/L)	Ethyl-benzene (µg/L)	Total Xylenes (µg/L)	MTBE (µg/L)	Isopropyl Benzene (µg/L)	Naph-thalene (µg/L)	1,2,4-Trimethyl-benzene (µg/L)	1,3,5-Trimethyl-benzene (µg/L)	1,2-Dichloro-ethane (µg/L)	1,2 Dibromo-ethane (µg/L)	Dissolved Lead (µg/L)
DEP MSCs for a Residential, Used Aquifer					5	1,000	700	10,000	20	840	100	130	130	5	0.05	5
Redacted			Kitchen Sink	02/10/2025	ND<0.50	ND<0.50	ND<0.50	ND<0.50	ND<0.50	ND<0.50	ND<0.50	ND<0.50	ND<0.50	ND<0.50	ND<0.0094	ND<0.12
				02/27/2025	ND<0.10	ND<0.10	ND<0.10	ND<0.10	ND<0.10	ND<0.10	ND<0.20	ND<0.10	ND<0.10	ND<0.10	ND<0.0095	ND<0.12
				03/10/2025	ND<0.19	ND<0.19	ND<0.13	ND<0.19	ND<0.13	ND<0.13	ND<0.14	ND<0.13	ND<0.15	ND<0.15	ND<0.005	ND<0.3
			Pressure Tank (Influent)	03/28/2025	ND<0.19	ND<0.19	ND<0.13	ND<0.19	ND<0.13	ND<0.13	ND<0.14	ND<0.13	ND<0.15	ND<0.15	ND<0.005	ND<0.3
				11/07/2025	ND<0.19	ND<0.19	ND<0.13	ND<0.19	ND<0.13	ND<0.13	ND<0.14	ND<0.13	ND<0.15	ND<0.15	ND<0.005	ND<0.3
				03/18/2026	ND<0.21	ND<0.28	ND<0.21	ND<0.50	ND<0.12	ND<0.19	ND<0.23	ND<0.21	ND<0.20	ND<0.18	ND<0.005	ND<0.3
				06/26/2026	ND<0.21	ND<0.28	ND<0.21	ND<0.50	ND<0.12	ND<0.19	ND<0.23	ND<0.21	ND<0.20	ND<0.18	ND<0.005	ND<0.3
			POET-Influent	05/14/2025	ND<0.19	ND<0.19	ND<0.13	ND<0.19	ND<0.13	ND<0.13	ND<0.14	ND<0.13	ND<0.15	ND<0.15	ND<0.005	ND<0.3
			POET-Midfluent	03/28/2025	ND<0.19	ND<0.19	ND<0.13	ND<0.19	ND<0.13	ND<0.13	ND<0.14	ND<0.13	ND<0.15	ND<0.15	ND<0.005	ND<0.3
				05/14/2025	ND<0.19	ND<0.19	ND<0.13	ND<0.19	ND<0.13	ND<0.13	ND<0.14	ND<0.13	ND<0.15	ND<0.15	ND<0.005	ND<0.3
				11/07/2025	ND<0.19	ND<0.19	ND<0.13	ND<0.19	ND<0.13	ND<0.13	ND<0.14	ND<0.13	ND<0.15	ND<0.15	ND<0.005	ND<0.3
				03/18/2026	ND<0.21	ND<0.28	ND<0.21	ND<0.50	ND<0.12	ND<0.19	ND<0.23	ND<0.21	ND<0.20	ND<0.18	ND<0.005	ND<0.3
				06/26/2026	ND<0.21	ND<0.28	ND<0.21	ND<0.50	ND<0.12	ND<0.19	ND<0.23	ND<0.21	ND<0.20	ND<0.18	ND<0.005	ND<0.3
			POET-Effluent	03/28/2025	ND<0.19	ND<0.19	ND<0.13	ND<0.19	ND<0.13	ND<0.13	ND<0.14	ND<0.13	ND<0.15	ND<0.15	ND<0.005	ND<0.3
				05/14/2025	ND<0.19	ND<0.19	ND<0.13	ND<0.19	ND<0.13	ND<0.13	ND<0.14	ND<0.13	ND<0.15	ND<0.15	ND<0.005	ND<0.3
				11/07/2025	ND<0.19	ND<0.19	ND<0.13	ND<0.19	ND<0.13	ND<0.13	ND<0.14	ND<0.13	ND<0.15	ND<0.15	ND<0.005	ND<0.3
				03/18/2026	ND<0.21	ND<0.28	ND<0.21	ND<0.50	ND<0.12	ND<0.19	ND<0.23	ND<0.21	ND<0.20	ND<0.18	ND<0.005	ND<0.3
				06/26/2026	ND<0.21	ND<0.28	ND<0.21	ND<0.50	ND<0.12	ND<0.19	ND<0.23	ND<0.21	ND<0.20	ND<0.18	ND<0.005	ND<0.3
			Kitchen Sink	02/06/2025	ND<0.50	ND<0.50	ND<0.50	ND<0.50	ND<0.50	ND<0.50	ND<0.50	ND<0.50	ND<0.50	ND<0.50	ND<0.0094	ND<0.12
				02/27/2025	ND<0.10	ND<0.10	ND<0.10	ND<0.10	ND<0.10	ND<0.10	ND<0.20	ND<0.10	ND<0.10	ND<0.10	ND<0.0095	ND<0.12
			POET-Influent	03/19/2025	ND<0.19	0.23 J	ND<0.13	ND<0.19	ND<0.13	ND<0.13	ND<0.14	ND<0.13	ND<0.15	ND<0.15	ND<0.005	ND<0.3
				04/22/2025	ND<0.19	ND<0.19	ND<0.13	ND<0.19	ND<0.13	ND<0.13	ND<0.14	ND<0.13	ND<0.15	ND<0.15	ND<0.005	ND<0.3
				05/21/2025	ND<0.19	ND<0.19	ND<0.13	ND<0.19	ND<0.13	ND<0.13	ND<0.14	ND<0.13	ND<0.15	ND<0.15	ND<0.005	ND<0.3
				09/23/2025	ND<0.19	ND<0.19	ND<0.13	ND<0.19	ND<0.13	ND<0.13	ND<0.14	ND<0.13	ND<0.15	ND<0.15	ND<0.005	ND<0.3
				12/22/2025	ND<0.19	ND<0.19	ND<0.13	ND<0.19	ND<0.13	ND<0.13	ND<0.14	ND<0.13	ND<0.15	ND<0.15	ND<0.005	ND<0.3
				04/06/2026	ND<0.21	ND<0.28	ND<0.21	ND<0.50	ND<0.12	ND<0.19	ND<0.23	ND<0.21	ND<0.20	ND<0.18	ND<0.005	ND<0.3
				07/08/2026	ND<0.21	ND<0.28	ND<0.21	ND<0.50	ND<0.12	ND<0.19	ND<0.23	ND<0.21	ND<0.20	ND<0.18	ND<0.005	ND<0.3
			POET-Midfluent	03/19/2025	ND<0.19	ND<0.19	ND<0.13	ND<0.19	ND<0.13	ND<0.13	ND<0.14	ND<0.13	ND<0.15	ND<0.15	ND<0.005	ND<0.3
				04/22/2025	ND<0.19	ND<0.19	ND<0.13	ND<0.19	ND<0.13	ND<0.13	ND<0.14	ND<0.13	ND<0.15	ND<0.15	ND<0.005	ND<0.3
				05/21/2025	ND<0.19	ND<0.19	ND<0.13	ND<0.19	ND<0.13	ND<0.13	ND<0.14	ND<0.13	ND<0.15	ND<0.15	ND<0.005	ND<0.3
				09/23/2025	ND<0.19	ND<0.19	ND<0.13	ND<0.19	ND<0.13	ND<0.13	ND<0.14	ND<0.13	ND<0.15	ND<0.15	ND<0.005	ND<0.3
				12/22/2025	ND<0.19	ND<0.19	ND<0.13	ND<0.19	ND<0.13	ND<0.13	ND<0.14	ND<0.13	ND<0.15	ND<0.15	ND<0.005	ND<0.3
				04/06/2026	ND<0.21	ND<0.28	ND<0.21	ND<0.50	ND<0.12	ND<0.19	ND<0.23	ND<0.21	ND<0.20	ND<0.18	ND<0.005	ND<0.3
				07/08/2026	ND<0.21	ND<0.28	ND<0.21	ND<0.50	ND<0.12	ND<0.19	ND<0.23	ND<0.21	ND<0.20	ND<0.18	ND<0.005	ND<0.3
			POET-Effluent	03/19/2025	ND<0.19	ND<0.19	ND<0.13	ND<0.19	ND<0.13	ND<0.13	ND<0.14	ND<0.13	ND<0.15	ND<0.15	ND<0.005	ND<0.3
				04/22/2025	ND<0.19	ND<0.19	ND<0.13	ND<0.19	ND<0.13	ND<0.13	ND<0.14	ND<0.13	ND<0.15	ND<0.15	ND<0.005	ND<0.3
				05/21/2025	ND<0.19	ND<0.19	ND<0.13	ND<0.19	ND<0.13	ND<0.13	ND<0.14	ND<0.13	ND<0.15	ND<0.15	ND<0.005	ND<0.3
				09/23/2025	ND<0.19	ND<0.19	ND<0.13	ND<0.19	ND<0.13	ND<0.13	ND<0.14	ND<0.13	ND<0.15	ND<0.15	ND<0.005	ND<0.3
				12/22/2025	ND<0.19	ND<0.19	ND<0.13	ND<0.19	ND<0.13	ND<0.13	ND<0.14	ND<0.13	ND<0.15	ND<0.15	ND<0.005	ND<0.3
				04/06/2026	ND<0.21	ND<0.28	ND<0.21	ND<0.50	ND<0.12	ND<0.19	ND<0.23	ND<0.21	ND<0.20	ND<0.18	ND<0.005	ND<0.3
				07/08/2026	ND<0.21	ND<0.28	ND<0.21	ND<0.50	ND<0.12	ND<0.19	ND<0.23	ND<0.21	ND<0.20	ND<0.18	ND<0.005	ND<0.3
			Outside Spigot	02/12/2025	ND<0.50	ND<0.50	ND<0.50	ND<0.50	ND<0.50	ND<0.50	ND<0.50	ND<0.50	ND<0.50	ND<0.50	ND<0.0093	1.3
				02/27/2025	ND<0.10	ND<0.10	ND<0.10	ND<0.10	ND<0.10	ND<0.10	ND<0.20	ND<0.10	ND<0.10	ND<0.10	ND<0.0095	1.7
				03/24/2025	ND<0.19	ND<0.19	ND<0.13	ND<0.19	ND<0.13	ND<0.13	ND<0.14	ND<0.13	ND<0.15	ND<0.15	ND<0.005	0.7 J
				04/30/2025	ND<0.19	ND<0.19	ND<0.13	ND<0.19	ND<0.13	ND<0.13	ND<0.14	ND<0.13	ND<0.15	ND<0.15	ND<0.005	0.6 J
				07/21/2025	ND<0.19	ND<0.19	ND<0.13	ND<0.19	ND<0.13	ND<0.13	ND<0.14	ND<0.13	ND<0.15	ND<0.15	ND<0.005	0.8 J
				10/20/2025	ND<0.19	ND<0.19	ND<0.13	ND<0.19	ND<0.13	ND<0.13	ND<0.14	ND<0.13	ND<0.15	ND<0.15	ND<0.005	0.7 J
				05/11/2026	ND<0.21	ND<0.28	ND<0.21	ND<0.50	ND<0.12	ND<0.19	ND<0.23	ND<0.21	ND<0.20	ND<0.18	ND<0.005	1.0
			Kitchen Sink	02/27/2025	ND<0.10	ND<0.10	ND<0.10	ND<0.10	ND<0.10	ND<0.10	ND<0.20	ND<0.10	ND<0.10	ND<0.10	ND<0.0095	ND<0.12
				03/24/2025	ND<0.19	ND<0.19	ND<0.13	ND<0.19	ND<0.13	ND<0.13	ND<0.14	ND<0.13	ND<0.15	ND<0.15	ND<0.005	ND<0.3
				02/02/2026	ND<0.19	ND<0.19	ND<0.13	ND<0.19	ND<0.13	ND<0.13	ND<0.14	ND<0.13	ND<0.15	ND<0.15	ND<0.005	ND<0.3
			Kitchen Sink	02/28/2025	ND<0.10	ND<0.10	ND<0.10	ND<0.10	ND<0.10	ND<0.10	ND<0.20	ND<0.10	ND<0.10	ND<0.10	ND<0.0095	ND<0.12
				03/27/2025	ND<0.19	ND<0.19	ND<0.13	ND<0.19	ND<0.13	ND<0.13	ND<0.14	ND<0.13	ND<0.15	ND<0.15	ND<0.005	ND<0.3
				04/23/2025	ND<0.19	ND<0.19	ND<0.13	ND<0.19	ND<0.13	ND<0.13	ND<0.14	ND<0.13	ND<0.15	ND<0.15	ND<0.005	ND<0.3
				05/16/2025	ND<0.19	ND<0.19	ND<0.13	ND<0.19	ND<0.13	ND<0.13	ND<0.14	ND<0.13	ND<0.15	ND<0.15	ND<0.005	ND<0.3
				08/13/2025	ND<0.19	ND<0.19	ND<0.13	ND<0.19	ND<0.13	ND<0.13	ND<0.14	ND<0.13	ND<0.15	ND<0.15	ND<0.005	ND<0.3
				11/04/2025	ND<0.19	ND<0.19	ND<0.13	ND<0.19	ND<0.13	ND<0.13	ND<0.14	ND<0.13	ND<0.15	ND<0.15	ND<0.005	ND<0.3
				05/08/2026	ND<0.21	ND<0.28	ND<0.21	ND<0.50	ND<0.12	ND<0.19	ND<0.23	ND<0.21	ND<0.20	ND<0.18	ND<0.005	ND<0.3
				07/28/2026	ND<0.21	ND<0.28	ND<0.21	ND<0.50	ND<0.12	ND<0.19	ND<0.23	ND<0.21	ND<0.20	ND<0.18	ND<0.005	ND<0.3
			POET-Influent	01/07/2026	ND<0.19	ND<0.19	ND<0.13	ND<0.19	ND<0.13	ND<0.13	ND<0.14	ND<0.13	ND<0.15	ND<0.15	ND<0.005	ND<0.3
			POET-Midfluent	01/07/2026	ND<0.19	ND<0.19	ND<0.13	ND<0.19	ND<0.13	ND<0.13	ND<0.14	ND<0.13	ND<0.15	ND<0.15	ND<0.005	ND<0.3
			POET-Effluent	01/07/2026	ND<0.19	ND<0.19	ND<0.13	ND<0.19	ND<0.13	ND<0.13	ND<0.14	ND<0.13	ND<0.15	ND<0.15	ND<0.005	ND<0.3

Table 1
Potable Well Analytical Results Summary

Redacted

Sample Address	Well Depth (feet)	Pump Depth (feet)	Sample Location	Date	Benzene (µg/L)	Toluene (µg/L)	Ethyl-benzene (µg/L)	Total Xylenes (µg/L)	MTBE (µg/L)	Isopropyl Benzene (µg/L)	Naph-thalene (µg/L)	1,2,4-Trimethyl-benzene (µg/L)	1,3,5-Trimethyl-benzene (µg/L)	1,2-Dichloro-ethane (µg/L)	1,2 Dibromo-ethane (µg/L)	Dissolved Lead (µg/L)
DEP MSCs for a Residential, Used Aquifer					5	1,000	700	10,000	20	840	100	130	130	5	0.05	5
			Kitchen Sink	02/08/2025	ND<0.50	ND<0.50	ND<0.50	ND<0.50	ND<0.50	ND<0.50	ND<0.50	ND<0.50	ND<0.50	ND<0.50	ND<0.0094	ND<0.12
			Pre -Water Softener	02/15/2025	ND<0.50	ND<0.50	ND<0.50	ND<0.50	ND<0.50	ND<0.50	ND<0.50	ND<0.50	ND<0.50	ND<0.50	ND<0.0094	ND<0.12
			Pressure Tank	03/03/2025	ND<0.19	ND<0.19	ND<0.13	ND<0.19	ND<0.13	ND<0.13	ND<0.14	0.23 J	ND<0.15	ND<0.15	ND<0.005	ND<0.3
			Pressure Tank (Influent) - Main Well (Well 1)	03/17/2025	ND<0.19	ND<0.19	ND<0.13	ND<0.19	ND<0.13	ND<0.13	ND<0.14	ND<0.13	ND<0.15	ND<0.15	ND<0.005	ND<0.3
				04/22/2025	ND<0.19	ND<0.19	ND<0.13	ND<0.19	ND<0.13	ND<0.13	ND<0.14	ND<0.13	ND<0.15	ND<0.15	ND<0.005	ND<0.3
			POET-Influent (Well 1)	05/21/2025	ND<0.19	ND<0.19	ND<0.13	ND<0.19	ND<0.13	ND<0.13	ND<0.14	ND<0.13	ND<0.15	ND<0.15	ND<0.005	ND<0.3
				08/15/2025	ND<0.19	ND<0.19	ND<0.13	ND<0.19	ND<0.13	ND<0.13	ND<0.14	ND<0.13	ND<0.15	ND<0.15	ND<0.005	ND<0.3
				11/12/2025	ND<0.19	ND<0.19	ND<0.13	ND<0.19	ND<0.13	ND<0.13	ND<0.14	ND<0.13	ND<0.15	ND<0.15	ND<0.005	ND<0.3
				02/09/2026	ND<0.19	ND<0.19	ND<0.13	ND<0.19	ND<0.13	ND<0.13	ND<0.14	ND<0.13	ND<0.15	ND<0.15	ND<0.005	ND<0.3
				05/05/2026	ND<0.21	ND<0.28	ND<0.21	ND<0.50	ND<0.12	ND<0.19	ND<0.23	ND<0.21	ND<0.20	ND<0.18	ND<0.005	ND<0.3
				07/28/2026	ND<0.21	ND<0.28	ND<0.21	ND<0.50	ND<0.12	ND<0.19	ND<0.23	ND<0.21	ND<0.20	ND<0.18	ND<0.005	ND<0.3
			Pressure Tank (Influent) - Back-up Well (Well 2, Old Well)	04/22/2025	ND<0.19	ND<0.19	ND<0.13	ND<0.19	ND<0.13	ND<0.13	ND<0.14	ND<0.13	ND<0.15	ND<0.15	ND<0.005	0.5 J
			POET-Influent (Well 2)	05/21/2025	ND<0.19	ND<0.19	ND<0.13	ND<0.19	ND<0.13	ND<0.13	ND<0.14	ND<0.13	ND<0.15	ND<0.15	ND<0.005	ND<0.3
				11/12/2025	ND<0.19	ND<0.19	ND<0.13	ND<0.19	ND<0.13	ND<0.13	ND<0.14	ND<0.13	ND<0.15	ND<0.15	ND<0.005	ND<0.3
				02/09/2026	ND<0.19	ND<0.19	ND<0.13	ND<0.19	ND<0.13	ND<0.13	ND<0.14	ND<0.13	ND<0.15	ND<0.15	ND<0.005	ND<0.3
				05/05/2026	ND<0.21	ND<0.28	ND<0.21	ND<0.50	ND<0.12	ND<0.19	ND<0.23	ND<0.21	ND<0.20	ND<0.18	ND<0.005	ND<0.3
				07/28/2026	ND<0.21	ND<0.28	ND<0.21	ND<0.50	ND<0.12	ND<0.19	ND<0.23	ND<0.21	ND<0.20	ND<0.18	ND<0.005	ND<0.3
			Midfluent - Main Well (Well 1, New Well)	03/17/2025	ND<0.19	ND<0.19	ND<0.13	ND<0.19	ND<0.13	ND<0.13	ND<0.14	ND<0.13	ND<0.15	ND<0.15	ND<0.005	ND<0.3
			Midfluent - Back-up Well (Well 2, Old Well)	04/22/2025	ND<0.19	ND<0.19	ND<0.13	ND<0.19	ND<0.13	ND<0.13	ND<0.14	ND<0.13	ND<0.15	ND<0.15	ND<0.005	ND<0.3
			POET-Midfluent (Combined)	05/21/2025	ND<0.19	ND<0.19	ND<0.13	ND<0.19	ND<0.13	ND<0.13	ND<0.14	ND<0.13	ND<0.15	ND<0.15	ND<0.005	ND<0.3
				08/15/2025	ND<0.19	ND<0.19	ND<0.13	ND<0.19	ND<0.13	ND<0.13	ND<0.14	ND<0.13	ND<0.15	ND<0.15	ND<0.005	ND<0.3
				11/12/2025	ND<0.19	ND<0.19	ND<0.13	ND<0.19	ND<0.13	ND<0.13	ND<0.14	ND<0.13	ND<0.15	ND<0.15	ND<0.005	ND<0.3
				02/09/2026	ND<0.19	ND<0.19	ND<0.13	ND<0.19	ND<0.13	ND<0.13	ND<0.14	ND<0.13	ND<0.15	ND<0.15	ND<0.005	ND<0.3
				05/05/2026	ND<0.21	ND<0.28	ND<0.21	ND<0.50	ND<0.12	ND<0.19	ND<0.23	ND<0.21	ND<0.20	ND<0.18	ND<0.005	ND<0.3
				07/28/2026	ND<0.21	ND<0.28	ND<0.21	ND<0.50	ND<0.12	ND<0.19	ND<0.23	ND<0.21	ND<0.20	ND<0.18	ND<0.005	ND<0.3
			Effluent - Main Well (Well 1, New Well)	03/17/2025	ND<0.19	ND<0.19	ND<0.13	ND<0.19	ND<0.13	ND<0.13	ND<0.14	ND<0.13	ND<0.15	ND<0.15	ND<0.005	ND<0.3
			Effluent - Back-up Well (Well 2, Old Well)	04/22/2025	ND<0.19	ND<0.19	ND<0.13	ND<0.19	ND<0.13	ND<0.13	ND<0.14	ND<0.13	ND<0.15	ND<0.15	ND<0.005	ND<0.3
			POET-Effluent (Combined)	05/21/2025	ND<0.19	ND<0.19	ND<0.13	ND<0.19	ND<0.13	ND<0.13	ND<0.14	ND<0.13	ND<0.15	ND<0.15	ND<0.005	ND<0.3
				08/15/2025	ND<0.19	ND<0.19	ND<0.13	ND<0.19	ND<0.13	ND<0.13	ND<0.14	ND<0.13	ND<0.15	ND<0.15	ND<0.005	ND<0.3
				11/12/2025	ND<0.19	ND<0.19	ND<0.13	ND<0.19	ND<0.13	ND<0.13	ND<0.14	ND<0.13	ND<0.15	ND<0.15	ND<0.005	ND<0.3
				02/09/2026	ND<0.19	ND<0.19	ND<0.13	ND<0.19	ND<0.13	ND<0.13	ND<0.14	ND<0.13	ND<0.15	ND<0.15	ND<0.005	ND<0.3
				05/05/2026	ND<0.21	ND<0.28	ND<0.21	ND<0.50	ND<0.12	ND<0.19	ND<0.23	ND<0.21	ND<0.20	ND<0.18	ND<0.005	ND<0.3
				07/28/2026	ND<0.21	ND<0.28	ND<0.21	ND<0.50	ND<0.12	ND<0.19	ND<0.23	ND<0.21	ND<0.20	ND<0.18	ND<0.005	ND<0.3
			Kitchen Sink	02/06/2025	ND<0.50	ND<0.50	ND<0.50	ND<0.50	ND<0.50	ND<0.50	ND<0.50	ND<0.50	ND<0.50	ND<0.50	ND<0.0094	ND<0.12
				02/14/2025	ND<0.50	ND<0.50	ND<0.50	ND<0.50	ND<0.50	ND<0.50	ND<0.50	ND<0.50	ND<0.50	ND<0.50	ND<0.0094	ND<0.12
			Outside Spigot Next to Outside Spigot	02/28/2025	ND<0.10	ND<0.10	ND<0.10	ND<0.10	ND<0.10	ND<0.10	ND<0.20	ND<0.10	ND<0.10	ND<0.10	ND<0.0095	0.60
				03/27/2025	ND<0.19	ND<0.19	ND<0.13	ND<0.19	ND<0.13	ND<0.13	ND<0.14	ND<0.13	ND<0.15	ND<0.15	ND<0.005	ND<0.3
			POET-Influent	05/13/2025	ND<0.19	ND<0.19	ND<0.13	ND<0.19	ND<0.13	ND<0.13	ND<0.14	ND<0.13	ND<0.15	ND<0.15	ND<0.005	ND<0.3
				07/16/2025	ND<0.19	ND<0.19	ND<0.13	ND<0.19	ND<0.13	ND<0.13	ND<0.14	ND<0.13	ND<0.15	ND<0.15	ND<0.005	ND<0.3
				10/16/2025	ND<0.19	ND<0.19	ND<0.13	ND<0.19	ND<0.13	ND<0.13	ND<0.14	ND<0.13	ND<0.15	ND<0.15	ND<0.005	ND<0.3
				01/14/2026	ND<0.19	ND<0.19	ND<0.13	ND<0.19	ND<0.13	ND<0.13	ND<0.14	ND<0.13	ND<0.15	ND<0.15	ND<0.005	ND<0.3
				07/23/2026	ND<0.21	ND<0.28	ND<0.21	ND<0.50	ND<0.12	ND<0.19	ND<0.23	ND<0.21	ND<0.20	ND<0.18	ND<0.005	ND<0.3
			POET-Midfluent	05/13/2025	ND<0.19	ND<0.19	ND<0.13	ND<0.19	ND<0.13	ND<0.13	ND<0.14	ND<0.13	ND<0.15	ND<0.15	ND<0.005	ND<0.3
				07/16/2025	ND<0.19	ND<0.19	ND<0.13	ND<0.19	ND<0.13	ND<0.13	ND<0.14	ND<0.13	ND<0.15	ND<0.15	ND<0.005	ND<0.3
				10/16/2025	ND<0.19	ND<0.19	ND<0.13	ND<0.19	ND<0.13	ND<0.13	ND<0.14	ND<0.13	ND<0.15	ND<0.15	ND<0.005	ND<0.3
				01/14/2026	ND<0.19	ND<0.19	ND<0.13	ND<0.19	ND<0.13	ND<0.13	ND<0.14	ND<0.13	ND<0.15	ND<0.15	ND<0.005	ND<0.3
				07/23/2026	ND<0.21	ND<0.28	ND<0.21	ND<0.50	ND<0.12	ND<0.19	ND<0.23	ND<0.21	ND<0.20	ND<0.18	ND<0.005	ND<0.3
			POET-Effluent	05/13/2025	ND<0.19	ND<0.19	ND<0.13	ND<0.19	ND<0.13	ND<0.13	ND<0.14	ND<0.13	ND<0.15	ND<0.15	ND<0.005	ND<0.3
				07/16/2025	ND<0.19	ND<0.19	ND<0.13	ND<0.19	ND<0.13	ND<0.13	ND<0.14	ND<0.13	ND<0.15	ND<0.15	ND<0.005	ND<0.3
				10/16/2025	ND<0.19	ND<0.19	ND<0.13	ND<0.19	ND<0.13	ND<0.13	ND<0.14	ND<0.13	ND<0.15	ND<0.15	ND<0.005	ND<0.3
				01/14/2026	ND<0.19	ND<0.19	ND<0.13	ND<0.19	ND<0.13	ND<0.13	ND<0.14	ND<0.13	ND<0.15	ND<0.15	ND<0.005	ND<0.3
				07/23/2026	ND<0.21	ND<0.28	ND<0.21	ND<0.50	ND<0.12	ND<0.19	ND<0.23	ND<0.21	ND<0.20	ND<0.18	ND<0.005	ND<0.3
			Kitchen Sink	02/06/2025	ND<0.50	ND<0.50	ND<0.50	ND<0.50	ND<0.50	ND<0.50	ND<0.50	ND<0.50	ND<0.50	ND<0.50	ND<0.0094	ND<0.12
				02/27/2025	ND<0.10	ND<0.10	ND<0.10	ND<0.10	ND<0.10	ND<0.10	ND<0.20	ND<0.10	ND<0.10	ND<0.10	ND<0.0094	ND<0.12
				03/25/2025	ND<0.19	ND<0.19	ND<0.13	ND<0.19	ND<0.13	ND<0.13	ND<0.14	ND<0.13	ND<0.15	ND<0.15	ND<0.005	ND<0.3
			Influent	04/07/2025	ND<0.19	ND<0.19	ND<0.13	ND<0.19	ND<0.13	ND<0.13	ND<0.14	ND<0.13	ND<0.15	ND<0.15	ND<0.005	ND<0.3
			Effluent	04/07/2025	ND<0.19	ND<0.19	ND<0.13	ND<0.19	ND<0.13	ND<0.13	ND<0.14	ND<0.13	ND<0.15	ND<0.15	ND<0.005	ND<0.3
			Kitchen Sink	02/14/2025	ND<0.50	ND<0.50	ND<0.50	ND<0.50	ND<0.50	ND<0.50	ND<0.50	ND<0.50	ND<0.50	ND<0.50	ND<0.0094	ND<0.12
				02/28/2025	ND<0.10	ND<0.10	ND<0.10	ND<0.10	ND<0.10	ND<0.10	ND<0.20	ND<0.10	ND<0.10	ND<0.10	ND<0.0095	ND<0.12
				04/07/2025	ND<0.19	ND<0.19	ND<0.13	ND<0.19	ND<0.13	ND<0.13	ND<0.14	ND<0.13	ND<0.15	ND<0.15	ND<0.005	ND<0.3
				05/07/2025	ND<0.19	ND<0.19	ND<0.13	ND<0.19	ND<0.13	ND<0.13	ND<0.14	ND<0.13	ND<0.15	ND<0.15	ND<0.005	ND<0.3
				07/14/2025	ND<0.19	ND<0.19	ND<0.13	ND<0.19	ND<0.13	ND<0.13	ND<0.14	ND<0.13	ND<0.15	ND<0.15	ND<0.005	ND<0.3
				10/14/2025	ND<0.19	ND<0.19	ND<0.13	ND<0.19	ND<0.13	ND<0.13	ND<0.14	ND<0.13	ND<0.15	ND<0.15	ND<0.005	ND<0.3
				01/07/2026	ND<0.19	ND<0.19	ND<0.13	ND<0.19	ND<0.13	ND<0.13	ND<0.14	ND<0.13	ND<0.15	ND<0.15	ND<0.005	0.4 J
				03/31/2026	ND<0.21	ND<0.28	ND<0.21	ND<0.50	ND<0.12	ND<0.19	ND<0.23	ND<0.21	ND<0.20	ND<0.18	ND<0.005	ND<0.3
				07/01/2026	ND<0.21	ND<0.28	ND<0.21	ND<0.50	ND<0.12	ND<0.19	ND<0.23	ND<0.21	ND<0.20	ND<0.18	ND<0.005	ND<0.3

Table 1
Potable Well Analytical Results Summary

Sample Address	Well Depth (feet)	Pump Depth (feet)	Sample Location	Date	Benzene (µg/L)	Toluene (µg/L)	Ethyl-benzene (µg/L)	Total Xylenes (µg/L)	MTBE (µg/L)	Isopropyl Benzene (µg/L)	Naph-thalene (µg/L)	1,2,4-Trimethyl-benzene (µg/L)	1,3,5-Trimethyl-benzene (µg/L)	1,2-Dichloro-ethane (µg/L)	1,2 Dibromo-ethane (µg/L)	Dissolved Lead (µg/L)
DEP MSCs for a Residential, Used Aquifer					5	1,000	700	10,000	20	840	100	130	130	5	0.05	5
Redacted			Kitchen Sink	02/05/2025	ND<0.50	ND<0.50	ND<0.50	ND<0.50	ND<0.50	ND<0.50	ND<0.50	ND<0.50	ND<0.50	ND<0.50	ND<0.0093	0.37 J
			POET-Influent	03/01/2025	ND<0.19	ND<0.19	ND<0.13	ND<0.19	ND<0.13	ND<0.13	ND<0.14	ND<0.13	ND<0.15	ND<0.15	ND<0.005	ND<0.3
				03/28/2025	ND<0.19	ND<0.19	ND<0.13	ND<0.19	ND<0.13	ND<0.13	ND<0.14	ND<0.13	ND<0.15	ND<0.15	ND<0.005	ND<0.3
				05/22/2025	ND<0.19	ND<0.19	ND<0.13	ND<0.19	ND<0.13	ND<0.13	ND<0.14	ND<0.13	ND<0.15	ND<0.15	ND<0.005	ND<0.3
				08/26/2025	ND<0.19	ND<0.19	ND<0.13	ND<0.19	ND<0.13	ND<0.13	ND<0.14	ND<0.13	ND<0.15	ND<0.15	ND<0.005	ND<0.3
				11/26/2025	ND<0.19	ND<0.19	ND<0.13	ND<0.19	ND<0.13	ND<0.13	ND<0.14	ND<0.13	ND<0.15	ND<0.15	ND<0.005	ND<0.3
				06/23/2026	ND<0.21	ND<0.28	ND<0.21	ND<0.50	ND<0.12	ND<0.19	ND<0.23	ND<0.21	ND<0.20	ND<0.18	ND<0.005	ND<0.3
			POET-Midfluent	03/01/2025	ND<0.19	ND<0.19	ND<0.13	ND<0.19	ND<0.13	ND<0.13	ND<0.14	ND<0.13	ND<0.15	ND<0.15	ND<0.005	ND<0.3
				03/28/2025	ND<0.19	ND<0.19	ND<0.13	ND<0.19	ND<0.13	ND<0.13	ND<0.14	ND<0.13	ND<0.15	ND<0.15	ND<0.005	ND<0.3
				05/22/2025	ND<0.19	ND<0.19	ND<0.13	ND<0.19	ND<0.13	ND<0.13	ND<0.14	ND<0.13	ND<0.15	ND<0.15	ND<0.005	ND<0.3
				08/26/2025	ND<0.19	ND<0.19	ND<0.13	ND<0.19	ND<0.13	ND<0.13	ND<0.14	ND<0.13	ND<0.15	ND<0.15	ND<0.005	ND<0.3
				11/26/2025	ND<0.19	ND<0.19	ND<0.13	ND<0.19	ND<0.13	ND<0.13	ND<0.14	ND<0.13	ND<0.15	ND<0.15	ND<0.005	ND<0.3
				06/23/2026	ND<0.21	ND<0.28	ND<0.21	ND<0.50	ND<0.12	ND<0.19	ND<0.23	ND<0.21	ND<0.20	ND<0.18	ND<0.005	ND<0.3
			Effluent (Sink)	03/01/2025	ND<0.19	ND<0.19	ND<0.13	ND<0.19	ND<0.13	ND<0.13	ND<0.14	ND<0.13	ND<0.15	ND<0.15	ND<0.005	ND<0.3
				03/28/2025	ND<0.19	ND<0.19	ND<0.13	ND<0.19	ND<0.13	ND<0.13	ND<0.14	ND<0.13	ND<0.15	ND<0.15	ND<0.005	ND<0.3
				05/22/2025	ND<0.19	ND<0.19	ND<0.13	ND<0.19	ND<0.13	ND<0.13	ND<0.14	ND<0.13	ND<0.15	ND<0.15	ND<0.005	ND<0.3
				08/26/2025	ND<0.19	ND<0.19	ND<0.13	ND<0.19	ND<0.13	ND<0.13	ND<0.14	ND<0.13	ND<0.15	ND<0.15	ND<0.005	ND<0.3
				11/26/2025	ND<0.19	ND<0.19	ND<0.13	ND<0.19	ND<0.13	ND<0.13	ND<0.14	ND<0.13	ND<0.15	ND<0.15	ND<0.005	ND<0.3
			POET-Effluent	06/23/2026	ND<0.21	ND<0.28	ND<0.21	ND<0.50	ND<0.12	ND<0.19	ND<0.23	ND<0.21	ND<0.20	ND<0.18	ND<0.005	ND<0.3
			Kitchen Sink	02/05/2025	ND<0.50	ND<0.50	ND<0.50	ND<0.50	ND<0.50	ND<0.50	ND<0.50	ND<0.50	ND<0.50	ND<0.50	ND<0.0094	0.16 J
				03/06/2025	ND<0.19	ND<0.19	ND<0.13	ND<0.19	ND<0.13	ND<0.13	ND<0.14	ND<0.13	ND<0.15	ND<0.15	ND<0.005	0.4 J
			Kitchen Sink (First Floor)	04/02/2025	ND<0.19	ND<0.19	ND<0.13	ND<0.19	ND<0.13	ND<0.13	ND<0.14	ND<0.13	ND<0.15	ND<0.15	ND<0.005	ND<0.3
			Kitchen Sink	04/30/2025	ND<0.19	ND<0.19	ND<0.13	ND<0.19	ND<0.13	ND<0.13	ND<0.14	ND<0.13	ND<0.15	ND<0.15	ND<0.005	0.4 J
			POET-Influent	06/16/2025	ND<0.19	ND<0.19	0.55	2.2	ND<0.13	ND<0.13	ND<0.14	ND<0.13	ND<0.15	ND<0.15	ND<0.005	ND<0.3
				09/10/2025	ND<0.19	ND<0.19	ND<0.13	ND<0.19	ND<0.13	ND<0.13	ND<0.14	ND<0.13	ND<0.15	ND<0.15	ND<0.005	ND<0.3
				12/11/2025	ND<0.19	ND<0.19	ND<0.13	ND<0.19	ND<0.13	ND<0.13	ND<0.14	ND<0.13	ND<0.15	ND<0.15	ND<0.005	ND<0.3
				03/23/2026	ND<0.21	ND<0.28	ND<0.21	ND<0.50	ND<0.12	ND<0.19	ND<0.23	ND<0.21	ND<0.20	ND<0.18	ND<0.005	ND<0.3
				06/25/2026	ND<0.21	ND<0.28	ND<0.21	ND<0.50	ND<0.12	ND<0.19	ND<0.23	ND<0.21	ND<0.20	ND<0.18	ND<0.005	ND<0.3
			POET-Midfluent	06/16/2025	ND<0.19	ND<0.19	ND<0.13	ND<0.19	ND<0.13	ND<0.13	ND<0.14	ND<0.13	ND<0.15	ND<0.15	ND<0.005	ND<0.3
				09/10/2025	ND<0.19	ND<0.19	ND<0.13	ND<0.19	ND<0.13	ND<0.13	ND<0.14	ND<0.13	ND<0.15	ND<0.15	ND<0.005	ND<0.3
				12/11/2025	ND<0.19	ND<0.19	ND<0.13	ND<0.19	ND<0.13	ND<0.13	ND<0.14	ND<0.13	ND<0.15	ND<0.15	ND<0.005	ND<0.3
				03/23/2026	ND<0.21	ND<0.28	ND<0.21	ND<0.50	ND<0.12	ND<0.19	ND<0.23	ND<0.21	ND<0.20	ND<0.18	ND<0.005	ND<0.3
				06/25/2026	ND<0.21	ND<0.28	ND<0.21	ND<0.50	ND<0.12	ND<0.19	ND<0.23	ND<0.21	ND<0.20	ND<0.18	ND<0.005	ND<0.3
			POET-Effluent	06/16/2025	ND<0.19	ND<0.19	ND<0.13	ND<0.19	ND<0.13	ND<0.13	ND<0.14	ND<0.13	ND<0.15	ND<0.15	ND<0.005	ND<0.3
				09/10/2025	ND<0.19	ND<0.19	ND<0.13	ND<0.19	ND<0.13	ND<0.13	ND<0.14	ND<0.13	ND<0.15	ND<0.15	ND<0.005	ND<0.3
				12/11/2025	ND<0.19	ND<0.19	ND<0.13	ND<0.19	ND<0.13	ND<0.13	ND<0.14	ND<0.13	ND<0.15	ND<0.15	ND<0.005	ND<0.3
				03/23/2026	ND<0.21	ND<0.28	ND<0.21	ND<0.50	ND<0.12	ND<0.19	ND<0.23	ND<0.21	ND<0.20	ND<0.18	ND<0.005	ND<0.3
				06/25/2026	ND<0.21	ND<0.28	ND<0.21	ND<0.50	ND<0.12	ND<0.19	ND<0.23	ND<0.21	ND<0.20	ND<0.18	ND<0.005	ND<0.3
			Kitchen Sink	02/20/2025	ND<0.10	ND<0.10	ND<0.10	ND<0.10	ND<0.10	ND<0.10	ND<0.20	ND<0.10	ND<0.10	ND<0.10	ND<0.0094	ND<0.12
			Kitchen Sink	03/10/2025	ND<0.19	ND<0.19	ND<0.13	ND<0.19	ND<0.13	ND<0.13	ND<0.14	ND<0.13	ND<0.15	ND<0.15	ND<0.005	ND<0.3
			Kitchen Sink	03/08/2025	ND<0.19	ND<0.19	ND<0.13	ND<0.19	ND<0.13	ND<0.13	ND<0.14	ND<0.13	ND<0.15	ND<0.15	ND<0.005	ND<0.3
			Pressure Tank	04/08/2025	ND<0.19	ND<0.19	ND<0.13	ND<0.19	ND<0.13	ND<0.13	ND<0.14	ND<0.13	ND<0.15	ND<0.15	ND<0.005	2.4
			POET-Influent	04/29/2025	ND<0.19	ND<0.19	0.19 J	0.70	ND<0.13	ND<0.13	ND<0.14	ND<0.13	ND<0.15	ND<0.15	ND<0.005	ND<0.3
				07/17/2025	ND<0.19	ND<0.19	ND<0.13	ND<0.19	ND<0.13	ND<0.13	ND<0.14	ND<0.13	ND<0.15	ND<0.15	ND<0.005	ND<0.3
				10/29/2025	ND<0.19	ND<0.19	ND<0.13	ND<0.19	ND<0.13	ND<0.13	ND<0.14	ND<0.13	ND<0.15	ND<0.15	ND<0.005	ND<0.3
				02/05/2026	ND<0.19	ND<0.19	ND<0.13	ND<0.19	ND<0.13	ND<0.13	ND<0.14	ND<0.13	ND<0.15	ND<0.15	ND<0.005	ND<0.3
				05/27/2026	ND<0.21	ND<0.28	ND<0.21	ND<0.50	ND<0.12	ND<0.19	ND<0.23	ND<0.21	ND<0.20	ND<0.18	ND<0.005	ND<0.3
				08/20/2026	ND<0.21	ND<0.28	ND<0.21	ND<0.50	ND<0.12	ND<0.19	ND<0.23	ND<0.21	ND<0.20	ND<0.18	ND<0.005	ND<0.3
			POET-Midfluent	04/29/2025	ND<0.19	ND<0.19	ND<0.13	ND<0.19	ND<0.13	ND<0.13	ND<0.14	ND<0.13	ND<0.15	ND<0.15	ND<0.005	ND<0.3
				07/17/2025	ND<0.19	ND<0.19	ND<0.13	ND<0.19	ND<0.13	ND<0.13	ND<0.14	ND<0.13	ND<0.15	ND<0.15	ND<0.005	ND<0.3
				10/29/2025	ND<0.19	ND<0.19	ND<0.13	ND<0.19	ND<0.13	ND<0.13	ND<0.14	ND<0.13	ND<0.15	ND<0.15	ND<0.005	ND<0.3
				02/05/2026	ND<0.19	ND<0.19	ND<0.13	ND<0.19	ND<0.13	ND<0.13	ND<0.14	ND<0.13	ND<0.15	ND<0.15	ND<0.005	ND<0.3
				05/27/2026	ND<0.21	ND<0.28	ND<0.21	ND<0.50	ND<0.12	ND<0.19	ND<0.23	ND<0.21	ND<0.20	ND<0.18	ND<0.005	1.5
				08/20/2026	ND<0.21	ND<0.28	ND<0.21	ND<0.50	ND<0.12	ND<0.19	ND<0.23	ND<0.21	ND<0.20	ND<0.18	ND<0.005	ND<0.3
			POET-Effluent	04/29/2025	ND<0.19	ND<0.19	ND<0.13	ND<0.19	ND<0.13	ND<0.13	ND<0.14	ND<0.13	ND<0.15	ND<0.15	ND<0.005	ND<0.3
				07/17/2025	ND<0.19	ND<0.19	ND<0.13	ND<0.19	ND<0.13	ND<0.13	ND<0.14	ND<0.13	ND<0.15	ND<0.15	ND<0.005	ND<0.3
				10/29/2025	ND<0.19	ND<0.19	ND<0.13	ND<0.19	ND<0.13	ND<0.13	ND<0.14	ND<0.13	ND<0.15	ND<0.15	ND<0.005	ND<0.3
				02/05/2026	ND<0.19	ND<0.19	ND<0.13	ND<0.19	ND<0.13	ND<0.13	ND<0.14	ND<0.13	ND<0.15	ND<0.15	ND<0.005	ND<0.3
				05/27/2026	ND<0.21	ND<0.28	ND<0.21	ND<0.50	ND<0.12	ND<0.19	ND<0.23	ND<0.21	ND<0.20	ND<0.18	ND<0.005	ND<0.3
				08/20/2026	ND<0.21	ND<0.28	ND<0.21	ND<0.50	ND<0.12	ND<0.19	ND<0.23	ND<0.21	ND<0.20	ND<0.18	ND<0.005	ND<0.3
			Kitchen Sink	03/01/2025	ND<0.19	ND<0.19	ND<0.13	ND<0.19	ND<0.13	ND<0.13	ND<0.14	ND<0.13	ND<0.15	ND<0.15	ND<0.005	ND<0.3
				03/20/2025	ND<0.19	ND<0.19	ND<0.13	ND<0.19	ND<0.13	ND<0.13	ND<0.14	ND<0.13	ND<0.15	ND<0.15	ND<0.005	ND<0.3
				04/17/2025	ND<0.19	ND<0.19	ND<0.13	ND<0.19	ND<0.13	ND<0.13	ND<0.14	ND<0.13	ND<0.15	ND<0.15	ND<0.005	ND<0.3
			Kitchen Sink	04/23/2025	ND<0.19	ND<0.19	ND<0.13	ND<0.19	ND<0.13	ND<0.13	ND<0.14	ND<0.13	ND<0.15	ND<0.15	ND<0.005	ND<0.3
			POET-Influent	05/29/2025	ND<0.19	ND<0.19	ND<0.13	ND<0.19	ND<0.13	ND<0.13	ND<0.14	ND<0.13	ND<0.15	ND<0.15	ND<0.005	ND<0.3
				09/12/2025	ND<0.19	ND<0.19	ND<0.13	ND<0.19	ND<0.13	ND<0.13	ND<0.14	ND<0.13	ND<0.15	ND<0.15	ND<0.005	ND<0.3
				12/10/2025	ND<0.19	ND<0.19	ND<0.13	ND<0.19	ND<0.13	ND<0.13	ND<0.14	ND<0.13	ND<0.15	ND<0.15	ND<0.005	ND<0.3
				03/18/2026	ND<0.21	ND<0.28	ND<0.21	ND<0.50	ND<0.12	ND<0.19	ND<0.23	ND<0.21	ND<0.20	ND<0.18	ND<0.005	ND<0.3
			POET-Midfluent	05/29/2025	ND<0.19	ND<0.19	ND<0.13	ND<0.19	ND<0.13	ND<0.13	ND<0.14	ND<0.13	ND<0.15	ND<0.15	ND<0.005	ND<0.3
				09/12/2025	ND<0.19	ND<0.19	ND<0.13	ND<0.19	ND<0.13	ND<0.13	ND<0.14	ND<0.13	ND<0.15	ND<0.15	ND<0.005	ND<0.3
				12/10/2025	ND<0.19	ND<0.19	ND<0.13	ND<0.19	ND<0.13	ND<0.13	ND<0.14	ND<0.13	ND<0.15	ND<0.15	ND<0.005	1.2
				03/18/2026	ND<0.21	ND<0.28	ND<0.21	ND<0.50	ND<0.12	ND<0.19	ND<0.23	ND<0.21	ND<0.20	ND<0.18	ND<0.005	ND<0.3
			POET-Effluent	05/29/2025	ND<0.19	ND<0.19	ND<0.13	ND<0.19	ND<0.13	ND<0.13	ND<0.14	ND<0.13	ND<0.15	ND<0.15	ND<0.005	ND<0.3
				09/12/2025	ND<0.19	ND<0.19	ND<0.13	ND<0.19	ND<0.13	ND<0.13	ND<0.14	ND<0.13	ND<0.15	ND<0.15	ND<0.005	ND<0.3
				12/10/2025	ND<0.19	ND<0.19	ND<0.13	ND<0.19	ND<0.13	ND<0.13	ND<0.14	ND<0.13	ND<0.15	ND<0.15	ND<0.005	ND<0.3
				03/18/2026	ND<0.21	ND<0.28	ND<0.21	ND<0.50	ND<0.12	ND<0.19	ND<0.23	ND<0.21	ND<0.20	ND<0.18	ND<0.005	ND<0.3

Table 1
Potable Well Analytical Results Summary

Sample Address	Well Depth (feet)	Pump Depth (feet)	Sample Location	Date	Benzene (µg/L)	Toluene (µg/L)	Ethyl-benzene (µg/L)	Total Xylenes (µg/L)	MTBE (µg/L)	Isopropyl Benzene (µg/L)	Naph-thalene (µg/L)	1,2,4-Trimethyl-benzene (µg/L)	1,3,5-Trimethyl-benzene (µg/L)	1,2-Dichloro-ethane (µg/L)	1,2 Dibromo-ethane (µg/L)	Dissolved Lead (µg/L)
DEP MSCs for a Residential, Used Aquifer					5	1,000	700	10,000	20	840	100	130	130	5	0.05	5
Redacted			Kitchen Sink	02/22/2025	ND<0.10	ND<0.10	ND<0.10	ND<0.10	ND<0.10	ND<0.10	ND<0.20	ND<0.10	ND<0.10	ND<0.10	ND<0.0094	0.24 J
				03/26/2025	ND<0.19	ND<0.19	ND<0.13	ND<0.19	ND<0.13	ND<0.13	ND<0.14	ND<0.13	ND<0.15	ND<0.15	ND<0.005	ND<0.3
			Kitchen Sink	02/17/2025	ND<0.50	ND<0.50	ND<0.50	ND<0.50	ND<0.50	ND<0.50	ND<0.50	ND<0.50	ND<0.50	ND<0.50	ND<0.0094	ND<0.12
				03/07/2025	ND<0.19	ND<0.19	ND<0.13	ND<0.19	ND<0.13	ND<0.13	ND<0.14	ND<0.13	ND<0.15	ND<0.15	ND<0.005	ND<0.3
			Kitchen Sink	02/20/2025	ND<0.10	ND<0.10	ND<0.10	ND<0.10	ND<0.10	ND<0.10	ND<0.20	ND<0.10	ND<0.10	ND<0.10	ND<0.0094	0.19 J
				03/19/2025	ND<0.19	ND<0.19	ND<0.13	ND<0.19	ND<0.13	ND<0.13	ND<0.14	ND<0.13	ND<0.15	ND<0.15	ND<0.005	ND<0.3
				04/15/2025	ND<0.19	ND<0.19	ND<0.13	ND<0.19	ND<0.13	ND<0.13	ND<0.14	ND<0.13	ND<0.15	ND<0.15	ND<0.005	ND<0.3
			Kitchen Sink	02/15/2025	ND<0.50	ND<0.50	ND<0.50	ND<0.50	ND<0.50	ND<0.50	ND<0.50	ND<0.50	ND<0.50	ND<0.50	ND<0.0094	ND<0.12
				03/05/2025	ND<0.19	ND<0.19	ND<0.13	ND<0.19	ND<0.13	ND<0.13	ND<0.14	ND<0.13	ND<0.15	ND<0.15	ND<0.005	ND<0.3
			Kitchen Sink (First Floor)	02/22/2025	ND<0.10	ND<0.10	ND<0.10	ND<0.10	ND<0.10	ND<0.10	ND<0.20	ND<0.10	ND<0.10	ND<0.10	ND<0.0096	ND<0.12
				03/15/2025	ND<0.19	ND<0.19	ND<0.13	ND<0.19	ND<0.13	ND<0.13	ND<0.14	ND<0.13	ND<0.15	ND<0.15	ND<0.005	ND<0.3
			Pressure Tank	02/17/2025	ND<0.10	ND<0.10	ND<0.10	ND<0.10	ND<0.10	ND<0.10	ND<0.20	ND<0.10	ND<0.10	ND<0.10	ND<0.0094	**220**
			Pressure Tank (Influent)	03/07/2025	ND<0.19	ND<0.19	ND<0.13	ND<0.19	ND<0.13	ND<0.13	ND<0.14	ND<0.13	ND<0.15	ND<0.15	ND<0.005	0.7 J
				04/04/2025	ND<0.19	4.6	ND<0.13	ND<0.19	ND<0.13	ND<0.13	ND<0.14	ND<0.13	ND<0.15	ND<0.15	ND<0.005	ND<0.3
				05/12/2025	ND<0.19	ND<0.19	ND<0.13	ND<0.19	ND<0.13	ND<0.13	ND<0.14	ND<0.13	ND<0.15	ND<0.15	ND<0.005	ND<0.3
				05/23/2025	ND<0.19	ND<0.19	ND<0.13	ND<0.19	ND<0.13	ND<0.13	ND<0.14	ND<0.13	ND<0.15	ND<0.15	ND<0.005	ND<0.3
			POET-Midfluent	05/12/2025	ND<0.19	ND<0.19	ND<0.13	ND<0.19	ND<0.13	ND<0.13	ND<0.14	ND<0.13	ND<0.15	ND<0.15	ND<0.005	ND<0.3
				05/23/2025	ND<0.19	ND<0.19	ND<0.13	ND<0.19	ND<0.13	ND<0.13	ND<0.14	ND<0.13	ND<0.15	ND<0.15	ND<0.005	ND<0.3
			Kitchen Sink (Effluent)	03/07/2025	ND<0.19	ND<0.19	ND<0.13	ND<0.19	ND<0.13	ND<0.13	ND<0.14	ND<0.13	ND<0.15	ND<0.15	ND<0.005	ND<0.3
				04/04/2025	ND<0.19	0.31 J	ND<0.13	ND<0.19	ND<0.13	ND<0.13	ND<0.14	ND<0.13	ND<0.15	ND<0.15	ND<0.005	ND<0.3
				05/12/2025	ND<0.19	ND<0.19	ND<0.13	ND<0.19	ND<0.13	ND<0.13	ND<0.14	ND<0.13	ND<0.15	0.42 J	ND<0.005	ND<0.3
				05/23/2025	ND<0.19	ND<0.19	ND<0.13	ND<0.19	ND<0.13	ND<0.13	ND<0.14	ND<0.13	ND<0.15	0.45 J	ND<0.005	ND<0.3
			Kitchen Sink	02/17/2025	ND<0.10	ND<0.10	ND<0.10	ND<0.10	ND<0.10	ND<0.10	ND<0.20	ND<0.10	ND<0.10	ND<0.10	ND<0.0095	ND<0.12
				03/07/2025	ND<0.19	ND<0.19	ND<0.13	ND<0.19	ND<0.13	ND<0.13	ND<0.14	ND<0.13	ND<0.15	ND<0.15	ND<0.005	ND<0.3
				04/04/2025	ND<0.19	ND<0.19	ND<0.13	ND<0.19	ND<0.13	ND<0.13	ND<0.14	ND<0.13	ND<0.15	ND<0.15	ND<0.005	ND<0.3
				05/23/2025	ND<0.19	ND<0.19	ND<0.13	ND<0.19	ND<0.13	ND<0.13	ND<0.14	ND<0.13	ND<0.15	ND<0.15	ND<0.005	ND<0.3
			Kitchen Sink	02/17/2025	ND<0.10	ND<0.10	ND<0.10	ND<0.10	ND<0.10	ND<0.10	ND<0.20	ND<0.10	ND<0.10	ND<0.10	ND<0.0094	ND<0.12
			Kitchen Sink (Effluent)	02/17/2025	ND<0.10	ND<0.10	ND<0.10	ND<0.10	ND<0.10	ND<0.10	ND<0.20	ND<0.10	ND<0.10	ND<0.10	ND<0.0094	ND<0.12
				03/07/2025	ND<0.19	ND<0.19	ND<0.13	ND<0.19	ND<0.13	ND<0.13	ND<0.14	ND<0.13	ND<0.15	ND<0.15	ND<0.005	ND<0.3
			Basement Pre-Treatment	02/18/2025	ND<0.10	ND<0.10	ND<0.10	ND<0.10	ND<0.10	ND<0.10	ND<0.20	ND<0.10	ND<0.10	ND<0.10	ND<0.0094	0.44 J
				03/05/2025	ND<0.19	ND<0.19	ND<0.13	ND<0.19	ND<0.13	ND<0.13	ND<0.14	ND<0.13	ND<0.15	ND<0.15	ND<0.005	1.4
			Kitchen Sink (Effluent)	03/05/2025	ND<0.19	ND<0.19	ND<0.13	ND<0.19	ND<0.13	ND<0.13	ND<0.14	ND<0.13	ND<0.15	ND<0.15	ND<0.005	ND<0.3
			Kitchen Sink	02/07/2025	ND<0.10	ND<0.10	ND<0.10	ND<0.10	ND<0.10	ND<0.10	ND<0.20	ND<0.10	ND<0.10	ND<0.10	ND<0.0092	ND<0.12
				03/04/2025	ND<0.19	ND<0.19	ND<0.13	ND<0.19	ND<0.13	ND<0.13	ND<0.14	ND<0.13	ND<0.15	ND<0.15	ND<0.005	ND<0.3
				03/26/2025	ND<0.19	ND<0.19	ND<0.13	ND<0.19	ND<0.13	ND<0.13	ND<0.14	ND<0.13	ND<0.15	ND<0.15	ND<0.005	ND<0.3

Table 1
Potable Well Analytical Results Summary

Sample Address	Well Depth (feet)	Pump Depth (feet)	Sample Location	Date	Benzene (µg/L)	Toluene (µg/L)	Ethyl-benzene (µg/L)	Total Xylenes (µg/L)	MTBE (µg/L)	Isopropyl Benzene (µg/L)	Naph-thalene (µg/L)	1,2,4-Trimethyl-benzene (µg/L)	1,3,5-Trimethyl-benzene (µg/L)	1,2-Dichloro-ethane (µg/L)	1,2 Dibromo-ethane (µg/L)	Dissolved Lead (µg/L)
DEP MSCs for a Residential, Used Aquifer					5	1,000	700	10,000	20	840	100	130	130	5	0.05	5
Redacted			Kitchen Sink	04/07/2025	ND<0.19	ND<0.19	ND<0.13	ND<0.19	ND<0.13	ND<0.13	ND<0.14	ND<0.13	ND<0.15	ND<0.15	ND<0.005	ND<0.3
			POET-Influent	05/02/2025	ND<0.19	ND<0.19	ND<0.13	ND<0.19	ND<0.13	ND<0.13	ND<0.14	ND<0.13	ND<0.15	ND<0.15	ND<0.005	ND<0.3
				07/24/2025	ND<0.19	ND<0.19	ND<0.13	ND<0.19	ND<0.13	ND<0.13	ND<0.14	ND<0.13	ND<0.15	ND<0.15	ND<0.005	ND<0.3
				11/04/2025	ND<0.19	ND<0.19	ND<0.13	ND<0.19	ND<0.13	ND<0.13	ND<0.14	ND<0.13	ND<0.15	ND<0.15	ND<0.005	ND<0.3
				02/13/2026	ND<0.19	ND<0.19	ND<0.13	ND<0.19	ND<0.13	ND<0.13	ND<0.14	ND<0.13	ND<0.15	ND<0.15	ND<0.005	ND<0.3
				06/10/2026	ND<0.21	ND<0.28	ND<0.21	ND<0.50	ND<0.12	ND<0.19	ND<0.23	ND<0.21	ND<0.20	ND<0.18	ND<0.005	ND<0.3
			POET-Midfluent	05/02/2025	ND<0.19	ND<0.19	ND<0.13	ND<0.19	ND<0.13	ND<0.13	ND<0.14	ND<0.13	ND<0.15	ND<0.15	ND<0.005	ND<0.3
				07/24/2025	ND<0.19	ND<0.19	ND<0.13	ND<0.19	ND<0.13	ND<0.13	ND<0.14	ND<0.13	ND<0.15	ND<0.15	ND<0.005	ND<0.3
				11/04/2025	ND<0.19	ND<0.19	ND<0.13	ND<0.19	ND<0.13	ND<0.13	ND<0.14	ND<0.13	ND<0.15	ND<0.15	ND<0.005	ND<0.3
				02/13/2026	ND<0.19	ND<0.19	ND<0.13	ND<0.19	ND<0.13	ND<0.13	ND<0.14	ND<0.13	ND<0.15	ND<0.15	ND<0.005	ND<0.3
				06/10/2026	ND<0.21	ND<0.28	ND<0.21	ND<0.50	ND<0.12	ND<0.19	ND<0.23	ND<0.21	ND<0.20	ND<0.18	ND<0.005	ND<0.3
			POET-Effluent	05/02/2025	ND<0.19	ND<0.19	ND<0.13	ND<0.19	ND<0.13	ND<0.13	ND<0.14	ND<0.13	ND<0.15	ND<0.15	ND<0.005	ND<0.3
				07/24/2025	ND<0.19	ND<0.19	ND<0.13	ND<0.19	ND<0.13	ND<0.13	ND<0.14	ND<0.13	ND<0.15	ND<0.15	ND<0.005	ND<0.3
				11/04/2025	ND<0.19	ND<0.19	ND<0.13	ND<0.19	ND<0.13	ND<0.13	ND<0.14	ND<0.13	ND<0.15	ND<0.15	ND<0.005	ND<0.3
				02/13/2026	ND<0.19	ND<0.19	ND<0.13	ND<0.19	ND<0.13	ND<0.13	ND<0.14	ND<0.13	ND<0.15	ND<0.15	ND<0.005	ND<0.3
				06/10/2026	ND<0.21	ND<0.28	ND<0.21	ND<0.50	ND<0.12	ND<0.19	ND<0.23	ND<0.21	ND<0.20	ND<0.18	ND<0.005	ND<0.3
			Kitchen Sink	02/19/2025	ND<0.10	ND<0.10	ND<0.10	ND<0.10	ND<0.20	ND<0.10	ND<0.10	ND<0.10	ND<0.10	ND<0.10	ND<0.0096	ND<0.12
				03/07/2025	ND<0.19	ND<0.19	ND<0.13	ND<0.19	ND<0.13	ND<0.13	ND<0.14	ND<0.13	ND<0.15	ND<0.15	ND<0.005	ND<0.3
				04/04/2025	ND<0.19	ND<0.19	ND<0.13	ND<0.19	ND<0.13	ND<0.13	ND<0.14	ND<0.13	ND<0.15	ND<0.15	ND<0.005	ND<0.3
			Pre-Treatment Pressure	02/19/2025	ND<0.10	ND<0.10	ND<0.10	ND<0.10	ND<0.20	ND<0.10	ND<0.10	ND<0.10	ND<0.10	ND<0.10	ND<0.0094	ND<0.12
			Kitchen Sink	03/07/2025	ND<0.19	ND<0.19	ND<0.13	ND<0.19	ND<0.13	ND<0.13	ND<0.14	ND<0.13	ND<0.15	ND<0.15	ND<0.005	ND<0.3
				04/04/2025	ND<0.19	ND<0.19	ND<0.13	ND<0.19	ND<0.13	ND<0.13	ND<0.14	ND<0.13	ND<0.15	ND<0.15	ND<0.005	ND<0.3
			Spigot	03/19/2025	ND<0.19	ND<0.19	ND<0.13	ND<0.19	ND<0.13	ND<0.13	ND<0.14	ND<0.13	ND<0.15	ND<0.15	ND<0.001	1.6
			Kitchen Sink	04/24/2025	ND<0.19	ND<0.19	ND<0.13	ND<0.19	ND<0.13	ND<0.13	ND<0.14	ND<0.13	ND<0.15	ND<0.15	ND<0.005	ND<0.3
				06/03/2025	ND<0.19	ND<0.19	ND<0.13	ND<0.19	ND<0.13	ND<0.13	ND<0.14	ND<0.13	ND<0.15	ND<0.15	ND<0.005	ND<0.3
				11/04/2025	ND<0.19	ND<0.19	ND<0.13	ND<0.19	ND<0.13	ND<0.13	ND<0.14	ND<0.13	ND<0.15	ND<0.15	ND<0.005	ND<0.3
			Kitchen Sink	03/01/2025	ND<0.19	ND<0.19	ND<0.13	ND<0.19	ND<0.13	ND<0.13	ND<0.14	ND<0.13	ND<0.15	ND<0.15	ND<0.005	ND<0.3
				03/08/2025	ND<0.19	ND<0.19	ND<0.13	ND<0.19	ND<0.13	ND<0.13	ND<0.14	ND<0.13	ND<0.15	ND<0.15	ND<0.005	ND<0.3
				04/08/2025	ND<0.19	ND<0.19	ND<0.13	ND<0.19	ND<0.13	ND<0.13	ND<0.14	ND<0.13	ND<0.15	ND<0.15	ND<0.005	ND<0.3
				05/15/2025	ND<0.19	ND<0.19	ND<0.13	ND<0.19	ND<0.13	ND<0.13	ND<0.14	ND<0.13	ND<0.15	ND<0.15	ND<0.005	ND<0.3
				08/11/2025	ND<0.19	ND<0.19	ND<0.13	ND<0.19	ND<0.13	ND<0.13	ND<0.14	ND<0.13	ND<0.15	ND<0.15	ND<0.005	ND<0.3
				11/17/2025	ND<0.19	ND<0.19	ND<0.13	ND<0.19	ND<0.13	ND<0.13	ND<0.14	ND<0.13	ND<0.15	ND<0.15	ND<0.005	ND<0.3
				03/02/2026	ND<0.21	ND<0.28	ND<0.21	ND<0.50	ND<0.12	ND<0.19	ND<0.23	ND<0.21	ND<0.20	ND<0.18	ND<0.005	ND<0.3
				06/01/2026	ND<0.21	ND<0.28	ND<0.21	ND<0.50	ND<0.12	ND<0.19	ND<0.23	ND<0.21	ND<0.20	ND<0.18	ND<0.005	ND<0.3
			Bathroom Sink	07/15/2025	ND<0.19	ND<0.19	ND<0.13	ND<0.19	ND<0.13	ND<0.13	ND<0.14	ND<0.13	ND<0.15	ND<0.15	ND<0.005	2.8
			POET-Influent	11/10/2025	ND<0.19	ND<0.19	ND<0.13	ND<0.19	ND<0.13	ND<0.13	ND<0.14	ND<0.13	ND<0.15	ND<0.15	ND<0.005	ND<0.3
			POET-Midfluent	11/10/2025	ND<0.19	ND<0.19	ND<0.13	ND<0.19	ND<0.13	ND<0.13	ND<0.14	ND<0.13	ND<0.15	ND<0.15	ND<0.005	ND<0.3
			POET-Effluent	11/10/2025	ND<0.19	ND<0.19	ND<0.13	ND<0.19	ND<0.13	ND<0.13	ND<0.14	ND<0.13	ND<0.15	ND<0.15	ND<0.005	ND<0.3
			Kitchen Sink	03/17/2025	ND<0.19	ND<0.19	ND<0.13	ND<0.19	ND<0.13	ND<0.13	ND<0.14	ND<0.13	ND<0.15	ND<0.15	ND<0.005	0.6 J
				04/15/2025	ND<0.19	ND<0.19	ND<0.13	ND<0.19	ND<0.13	ND<0.13	ND<0.14	ND<0.13	ND<0.15	ND<0.15	ND<0.005	ND<0.3
			Pressure Tank	02/27/2025	ND<0.10	ND<0.10	ND<0.10	ND<0.10	ND<0.10	ND<0.10	ND<0.20	ND<0.10	ND<0.10	ND<0.10	ND<0.0095	2.2
				03/28/2025	ND<0.19	ND<0.19	ND<0.13	ND<0.19	ND<0.13	ND<0.13	ND<0.14	ND<0.13	ND<0.15	ND<0.15	ND<0.005	1.6
			Outside Spigot - Back	02/27/2025	ND<0.10	0.12 J	ND<0.10	ND<0.10	ND<0.10	ND<0.10	ND<0.20	ND<0.10	ND<0.10	ND<0.10	ND<0.0095	0.40 J
			Kitchen Sink	03/06/2025	ND<0.19	ND<0.19	ND<0.13	ND<0.19	ND<0.13	ND<0.13	ND<0.14	ND<0.13	ND<0.15	ND<0.15	ND<0.005	ND<0.3
				04/03/2025	ND<0.19	ND<0.19	ND<0.13	ND<0.19	ND<0.13	ND<0.13	ND<0.14	ND<0.13	ND<0.15	ND<0.15	ND<0.005	ND<0.3
				05/01/2025	ND<0.19	ND<0.19	ND<0.13	ND<0.19	ND<0.13	ND<0.13	ND<0.14	ND<0.13	ND<0.15	ND<0.15	ND<0.005	ND<0.3
			Outside Spigot Adjacent	02/27/2025	ND<0.10	ND<0.10	ND<0.10	ND<0.10	ND<0.10	ND<0.10	ND<0.20	ND<0.10	ND<0.10	ND<0.10	ND<0.0094	0.50 J
			Outside Spigot Under	03/19/2025	ND<0.19	ND<0.19	ND<0.13	ND<0.19	ND<0.13	ND<0.13	ND<0.14	ND<0.13	ND<0.15	ND<0.15	ND<0.005	ND<0.3
			Kitchen Sink	02/27/2025	ND<0.10	ND<0.10	ND<0.10	ND<0.10	ND<0.10	ND<0.10	ND<0.20	ND<0.10	ND<0.10	ND<0.10	ND<0.0095	ND<0.12
				03/19/2025	ND<0.19	ND<0.19	ND<0.13	ND<0.19	ND<0.13	ND<0.13	ND<0.14	ND<0.13	ND<0.15	ND<0.15	ND<0.005	ND<0.3

Table 1
Potable Well Analytical Results Summary

Redacted

Sample Address	Well Depth (feet)	Pump Depth (feet)	Sample Location	Date	Benzene (µg/L)	Toluene (µg/L)	Ethyl-benzene (µg/L)	Total Xylenes (µg/L)	MTBE (µg/L)	Isopropyl Benzene (µg/L)	Naph-thalene (µg/L)	1,2,4-Trimethyl-benzene (µg/L)	1,3,5-Trimethyl-benzene (µg/L)	1,2-Dichloro-ethane (µg/L)	1,2 Dibromo-ethane (µg/L)	Dissolved Lead (µg/L)
DEP MSCs for a Residential, Used Aquifer					5	1,000	700	10,000	20	840	100	130	130	5	0.05	5
			Kennel	02/27/2025	ND<0.10	ND<0.10	ND<0.10	ND<0.10	ND<0.10	ND<0.10	ND<0.20	ND<0.10	ND<0.10	ND<0.10	ND<0.0094	ND<0.12
			Main House	02/27/2025	ND<0.10	ND<0.10	ND<0.10	ND<0.10	ND<0.10	ND<0.10	ND<0.20	ND<0.10	ND<0.10	ND<0.10	ND<0.0095	ND<0.12
			Kitchen Sink	02/19/2025	ND<0.10	ND<0.10	ND<0.10	ND<0.10	ND<0.10	ND<0.10	ND<0.20	ND<0.10	ND<0.10	ND<0.10	ND<0.0094	ND<0.12
			Influent	03/26/2025	ND<0.19	ND<0.19	ND<0.13	ND<0.19	ND<0.13	ND<0.13	ND<0.14	ND<0.13	ND<0.15	ND<0.15	ND<0.005	ND<0.3
			Midfluent	03/26/2025	ND<0.19	ND<0.19	ND<0.13	ND<0.19	ND<0.13	ND<0.13	ND<0.14	ND<0.13	ND<0.15	ND<0.15	ND<0.005	ND<0.3
			Effluent	03/26/2025	ND<0.19	ND<0.19	ND<0.13	ND<0.19	ND<0.13	ND<0.13	ND<0.14	ND<0.13	ND<0.15	ND<0.15	ND<0.005	ND<0.3
			Pressure Tank	02/19/2025	ND<0.10	ND<0.10	ND<0.10	ND<0.10	ND<0.10	ND<0.10	ND<0.20	ND<0.10	ND<0.10	ND<0.10	ND<0.0094	0.23 J
			Kitchen Sink	02/07/2025	0.18 J	120	ND<0.50	ND<0.50	ND<0.50	0.12 J	ND<0.50	ND<0.50	ND<0.50	ND<0.50	ND<0.0094	ND<0.12
				02/18/2025	0.14 J	80	ND<0.10	ND<0.10	ND<0.10	0.11 J	ND<0.10	ND<0.10	ND<0.10	ND<0.10	ND<0.0095	2.3
				03/25/2025	ND<0.19	40	ND<0.13	ND<0.19	ND<0.13	ND<0.13	ND<0.14	ND<0.13	ND<0.15	ND<0.15	ND<0.005	ND<0.3
				05/02/2025	ND<0.19	13	ND<0.13	ND<0.19	ND<0.13	ND<0.13	ND<0.14	ND<0.13	ND<0.15	ND<0.15	ND<0.005	ND<0.3
				08/25/2025	ND<0.19	4.1	ND<0.13	ND<0.19	ND<0.13	ND<0.13	ND<0.14	ND<0.13	ND<0.15	ND<0.15	ND<0.005	ND<0.3
				12/08/2025	ND<0.19	2.0	ND<0.13	ND<0.19	ND<0.13	ND<0.13	0.41 J	ND<0.13	ND<0.15	ND<0.15	ND<0.005	ND<0.3
				03/17/2026	ND<0.21	1.8	ND<0.21	ND<0.50	ND<0.12	ND<0.19	ND<0.23	ND<0.21	ND<0.20	ND<0.18	ND<0.005	ND<0.3
				06/29/2026	ND<0.21	1.4	ND<0.21	ND<0.50	ND<0.12	ND<0.19	ND<0.23	ND<0.21	ND<0.20	ND<0.18	ND<0.005	ND<0.3
			Outside Spigot	04/04/2025	ND<0.19	ND<0.19	ND<0.13	ND<0.19	ND<0.13	ND<0.13	ND<0.14	ND<0.13	ND<0.15	ND<0.15	ND<0.005	ND<0.3
				06/12/2025	ND<0.19	ND<0.19	ND<0.13	ND<0.19	ND<0.13	ND<0.13	ND<0.14	ND<0.13	ND<0.15	ND<0.15	ND<0.005	ND<0.3
				09/25/2025	ND<0.19	ND<0.19	ND<0.13	ND<0.19	ND<0.13	ND<0.13	ND<0.14	ND<0.13	ND<0.15	ND<0.15	ND<0.005	ND<0.3
				03/04/2026	ND<0.21	ND<0.28	ND<0.21	ND<0.50	ND<0.12	ND<0.19	ND<0.23	ND<0.21	ND<0.20	ND<0.18	ND<0.005	ND<0.3
				08/19/2026	ND<0.21	ND<0.28	ND<0.21	ND<0.50	ND<0.12	ND<0.19	ND<0.23	ND<0.21	ND<0.20	ND<0.18	ND<0.005	ND<0.3
			Kitchen Sink	02/27/2025	ND<0.10	ND<0.10	ND<0.10	ND<0.10	ND<0.10	ND<0.10	ND<0.20	ND<0.10	ND<0.10	ND<0.10	ND<0.0095	ND<0.12
			Kitchen Sink	02/19/2025	ND<0.10	ND<0.10	ND<0.10	ND<0.10	ND<0.10	ND<0.10	ND<0.20	ND<0.10	ND<0.10	ND<0.10	ND<0.0094	0.13 J
				03/06/2025	ND<0.19	ND<0.19	ND<0.13	ND<0.19	ND<0.13	ND<0.13	ND<0.14	ND<0.13	ND<0.15	ND<0.15	ND<0.005	0.4 J
				04/09/2025	ND<0.19	ND<0.19	ND<0.13	ND<0.19	ND<0.13	ND<0.13	ND<0.14	ND<0.13	ND<0.15	ND<0.15	ND<0.005	ND<0.3
			Basement Bathroom	02/20/2025	ND<0.10	ND<0.10	ND<0.10	ND<0.10	ND<0.10	ND<0.10	ND<0.20	ND<0.10	ND<0.10	ND<0.10	ND<0.0095	0.20 J
			Kitchen Sink	03/07/2025	ND<0.19	ND<0.19	ND<0.13	ND<0.19	ND<0.13	ND<0.13	ND<0.14	ND<0.13	ND<0.15	ND<0.15	ND<0.005	ND<0.3
			Pressure Tank (Influent)	03/05/2025	ND<0.19	ND<0.19	ND<0.13	ND<0.19	ND<0.13	ND<0.13	ND<0.14	ND<0.13	ND<0.15	ND<0.15	ND<0.005	0.6 J
				05/03/2025	ND<0.19	ND<0.19	ND<0.13	ND<0.19	ND<0.13	ND<0.13	ND<0.14	ND<0.13	ND<0.15	ND<0.15	ND<0.005	ND<0.3
				03/24/2025	ND<0.19	ND<0.19	0.17 J	0.50	ND<0.13	ND<0.13	ND<0.14	ND<0.13	ND<0.15	ND<0.15	ND<0.005	ND<0.3
				05/03/2025	ND<0.19	ND<0.19	ND<0.13	ND<0.19	ND<0.13	ND<0.13	ND<0.14	ND<0.13	ND<0.15	ND<0.15	ND<0.005	ND<0.3
			Midfluent	03/24/2025	ND<0.19	ND<0.19	ND<0.13	ND<0.19	ND<0.13	ND<0.13	ND<0.14	ND<0.13	ND<0.15	ND<0.15	ND<0.005	ND<0.3
				05/03/2025	ND<0.19	ND<0.19	ND<0.13	ND<0.19	ND<0.13	ND<0.13	ND<0.14	ND<0.13	ND<0.15	ND<0.15	ND<0.005	ND<0.3
			Kitchen Sink (Effluent)	02/14/2025	ND<0.10	ND<0.10	ND<0.10	ND<0.10	ND<0.10	ND<0.10	ND<0.20	ND<0.10	ND<0.10	ND<0.10	ND<0.0095	ND<0.12
				03/24/2025	ND<0.19	ND<0.19	ND<0.13	ND<0.19	ND<0.13	ND<0.13	ND<0.14	ND<0.13	ND<0.15	ND<0.15	ND<0.005	ND<0.3
				05/03/2025	ND<0.19	ND<0.19	ND<0.13	ND<0.19	ND<0.13	ND<0.13	ND<0.14	ND<0.13	ND<0.15	ND<0.15	ND<0.005	ND<0.3
			Kitchen Sink	02/07/2025	ND<0.10	ND<0.10	ND<0.10	ND<0.10	ND<0.10	ND<0.10	ND<0.20	ND<0.10	ND<0.10	ND<0.10	ND<0.0092	0.22 J
				02/26/2025	ND<0.10	ND<0.10	ND<0.10	ND<0.10	ND<0.10	ND<0.10	ND<0.20	ND<0.10	ND<0.10	ND<0.10	ND<0.0094	0.19 J
				04/21/2025	ND<0.19	ND<0.19	ND<0.13	ND<0.19	ND<0.13	ND<0.13	ND<0.14	ND<0.13	ND<0.15	ND<0.15	ND<0.005	ND<0.3
				06/18/2025	ND<0.19	ND<0.19	ND<0.13	ND<0.19	ND<0.13	ND<0.13	ND<0.14	ND<0.13	ND<0.15	ND<0.15	ND<0.005	ND<0.3
			Basement	02/26/2025	ND<0.10	ND<0.10	ND<0.10	ND<0.10	ND<0.10	ND<0.10	ND<0.20	ND<0.10	ND<0.10	ND<0.10	ND<0.0094	0.24 J
			Kitchen Sink	03/26/2025	ND<0.19	ND<0.19	ND<0.13	ND<0.19	ND<0.13	ND<0.13	ND<0.14	ND<0.13	ND<0.15	ND<0.15	ND<0.005	ND<0.3
			Laundry Room Utility	02/18/2025	ND<0.50	ND<0.50	ND<0.50	ND<0.50	ND<0.50	ND<0.50	ND<0.50	ND<0.50	ND<0.50	ND<0.50	ND<0.0094	ND<0.12
			Kitchen Sink	03/11/2025	ND<0.19	ND<0.19	ND<0.13	ND<0.19	ND<0.13	ND<0.13	ND<0.14	ND<0.13	ND<0.15	ND<0.15	ND<0.005	ND<0.3
			Kitchen Sink	02/20/2025	ND<0.10	ND<0.10	ND<0.10	ND<0.10	ND<0.10	ND<0.10	ND<0.20	ND<0.10	ND<0.10	ND<0.10	ND<0.0095	ND<0.12
				03/18/2025	ND<0.19	ND<0.19	ND<0.13	ND<0.19	ND<0.13	ND<0.13	ND<0.14	ND<0.13	ND<0.15	ND<0.15	ND<0.005	ND<0.3
			Island Sink	05/05/2025	ND<0.19	ND<0.19	ND<0.13	ND<0.19	ND<0.13	ND<0.13	ND<0.14	ND<0.13	ND<0.15	ND<0.15	ND<0.005	ND<0.3
			Kitchen Sink	03/17/2025	ND<0.19	ND<0.19	ND<0.13	ND<0.19	ND<0.13	ND<0.13	ND<0.14	ND<0.13	ND<0.15	ND<0.15	ND<0.005	ND<0.3
				04/15/2025	ND<0.19	ND<0.19	ND<0.13	ND<0.19	ND<0.13	ND<0.13	ND<0.14	ND<0.13	ND<0.15	ND<0.15	ND<0.005	ND<0.3
			Kitchen Sink	02/20/2025	ND<0.10	ND<0.10	ND<0.10	ND<0.10	ND<0.10	ND<0.10	ND<0.20	ND<0.10	ND<0.10	ND<0.10	ND<0.0095	0.17 J
				03/25/2025	ND<0.19	ND<0.19	ND<0.13	ND<0.19	ND<0.13	ND<0.13	ND<0.14	ND<0.13	ND<0.15	ND<0.15	ND<0.005	ND<0.3
			Pressure Tank	03/03/2025	ND<0.19	ND<0.19	ND<0.13	ND<0.19	ND<0.13	ND<0.13	ND<0.14	ND<0.13	ND<0.15	ND<0.15	ND<0.005	2.7
			Influent	04/25/2025	ND<0.19	ND<0.19	ND<0.13	ND<0.19	ND<0.13	ND<0.13	ND<0.14	ND<0.13	ND<0.15	ND<0.15	ND<0.005	ND<0.3
			Midfluent	04/25/2025	ND<0.19	ND<0.19	ND<0.13	ND<0.19	ND<0.13	ND<0.13	ND<0.14	ND<0.13	ND<0.15	ND<0.15	ND<0.005	ND<0.3
			Effluent	04/25/2025	ND<0.19	ND<0.19	ND<0.13	ND<0.19	ND<0.13	ND<0.13	ND<0.14	ND<0.13	ND<0.15	ND<0.15	ND<0.005	ND<0.3

Table 1
Potable Well Analytical Results Summary

Redacted

Sample Address	Well Depth (feet)	Pump Depth (feet)	Sample Location	Date	Benzene (µg/L)	Toluene (µg/L)	Ethyl-benzene (µg/L)	Total Xylenes (µg/L)	MTBE (µg/L)	Isopropyl Benzene (µg/L)	Naph-thalene (µg/L)	1,2,4-Trimethyl-benzene (µg/L)	1,3,5-Trimethyl-benzene (µg/L)	1,2-Dichloro-ethane (µg/L)	1,2 Dibromo-ethane (µg/L)	Dissolved Lead (µg/L)
DEP MSCs for a Residential, Used Aquifer					5	1,000	700	10,000	20	840	100	130	130	5	0.05	5
			Kitchen Sink	03/26/2025	ND<0.19	ND<0.19	ND<0.13	ND<0.19	ND<0.13	ND<0.13	ND<0.14	ND<0.13	ND<0.15	ND<0.15	ND<0.005	ND<0.3
				05/03/2025	ND<0.19	ND<0.19	ND<0.13	ND<0.19	ND<0.13	ND<0.13	ND<0.14	ND<0.13	ND<0.15	ND<0.15	ND<0.005	ND<0.3
			Pre-Treatment Pressure Tank (Influent)	02/22/2025	ND<0.10	ND<0.10	ND<0.10	ND<0.10	ND<0.10	ND<0.10	ND<0.20	ND<0.10	ND<0.10	ND<0.10	ND<0.0098	ND<0.12
				03/15/2025	ND<0.19	ND<0.19	ND<0.13	ND<0.19	ND<0.13	ND<0.13	ND<0.14	ND<0.13	ND<0.15	ND<0.15	ND<0.005	ND<0.3
			Basement Sink (Effluent)	02/22/2025	ND<0.10	ND<0.10	ND<0.10	ND<0.10	ND<0.10	ND<0.10	ND<0.20	ND<0.10	ND<0.10	ND<0.10	ND<0.0094	ND<0.12
				03/15/2025	ND<0.19	ND<0.19	ND<0.13	ND<0.19	ND<0.13	ND<0.13	ND<0.14	ND<0.13	ND<0.15	ND<0.15	ND<0.005	ND<0.3
			Kitchen Sink (First Floor)	05/16/2025	ND<0.19	ND<0.19	ND<0.13	ND<0.19	ND<0.13	ND<0.13	ND<0.14	ND<0.13	ND<0.15	ND<0.15	ND<0.005	ND<0.3
			Northwest Side of Pond	03/17/2025	ND<0.19	ND<0.19	ND<0.13	ND<0.19	ND<0.13	ND<0.13	ND<0.14	ND<0.13	ND<0.15	ND<0.15	ND<0.005	ND<0.3
			Well (Outfall Pipe)	03/17/2025	ND<0.19	ND<0.19	ND<0.13	ND<0.19	ND<0.13	ND<0.13	ND<0.14	ND<0.13	ND<0.15	ND<0.15	ND<0.005	ND<0.3
			Bathroom Sink (First	03/31/2025	ND<0.19	ND<0.19	ND<0.13	ND<0.19	ND<0.13	ND<0.13	ND<0.14	ND<0.13	ND<0.15	ND<0.15	ND<0.005	ND<0.3
			Kitchen Sink	02/27/2025	ND<0.10	ND<0.10	ND<0.10	ND<0.10	ND<0.10	ND<0.10	ND<0.20	ND<0.10	ND<0.10	ND<0.10	ND<0.0095	ND<0.12
			Kitchen Sink	03/17/2025	ND<0.19	ND<0.19	ND<0.13	ND<0.19	ND<0.13	ND<0.13	ND<0.14	ND<0.13	ND<0.15	ND<0.15	ND<0.005	ND<0.3
			Influent	04/03/2025	ND<0.19	ND<0.19	ND<0.13	ND<0.19	ND<0.13	ND<0.13	ND<0.14	ND<0.13	ND<0.15	ND<0.15	ND<0.005	0.6 J
			Midfluent	04/03/2025	ND<0.19	ND<0.19	ND<0.13	ND<0.19	ND<0.13	ND<0.13	ND<0.14	ND<0.13	ND<0.15	ND<0.15	ND<0.005	ND<0.3
			Effluent	04/03/2025	ND<0.19	ND<0.19	ND<0.13	ND<0.19	ND<0.13	ND<0.13	ND<0.14	ND<0.13	ND<0.15	ND<0.15	ND<0.005	ND<0.3
			Kitchen Sink	02/18/2025	ND<0.10	ND<0.10	ND<0.10	ND<0.10	ND<0.10	ND<0.10	ND<0.20	ND<0.10	ND<0.10	ND<0.10	ND<0.0093	ND<0.12
				03/10/2025	ND<0.19	ND<0.19	ND<0.13	ND<0.19	ND<0.13	ND<0.13	ND<0.14	ND<0.13	ND<0.15	ND<0.15	ND<0.005	ND<0.3
			POET-Influent	04/12/2025	ND<0.19	ND<0.19	ND<0.13	ND<0.19	ND<0.13	ND<0.13	ND<0.14	ND<0.13	ND<0.15	ND<0.15	ND<0.005	ND<0.3
			POET-Midfluent	04/12/2025	ND<0.19	ND<0.19	ND<0.13	ND<0.19	ND<0.13	ND<0.13	ND<0.14	ND<0.13	ND<0.15	ND<0.15	ND<0.005	ND<0.3
			POET-Effluent	04/12/2025	ND<0.19	ND<0.19	ND<0.13	ND<0.19	ND<0.13	ND<0.13	ND<0.14	ND<0.13	ND<0.15	ND<0.15	ND<0.005	ND<0.3
			Kitchen Sink	02/18/2025	ND<0.10	ND<0.10	ND<0.10	ND<0.10	ND<0.10	ND<0.10	ND<0.20	ND<0.10	ND<0.10	ND<0.10	ND<0.0094	ND<0.12
				03/07/2025	ND<0.19	ND<0.19	ND<0.13	ND<0.19	ND<0.13	ND<0.13	ND<0.14	ND<0.13	ND<0.15	ND<0.15	ND<0.005	ND<0.3
			POET-Influent	04/15/2025	ND<0.19	ND<0.19	ND<0.13	ND<0.19	ND<0.13	ND<0.13	ND<0.14	ND<0.13	ND<0.15	ND<0.15	ND<0.005	ND<0.3
			POET-Midfluent	04/15/2025	ND<0.19	ND<0.19	ND<0.13	ND<0.19	ND<0.13	ND<0.13	ND<0.14	ND<0.13	ND<0.15	ND<0.15	ND<0.005	ND<0.3
			POET-Effluent	04/15/2025	ND<0.19	ND<0.19	ND<0.13	ND<0.19	ND<0.13	ND<0.13	ND<0.14	ND<0.13	ND<0.15	ND<0.15	ND<0.005	ND<0.3
			Kitchen Sink	02/14/2025	ND<0.10	ND<0.10	ND<0.10	ND<0.10	ND<0.10	ND<0.10	ND<0.20	ND<0.10	ND<0.10	ND<0.10	ND<0.0095	ND<0.12
				03/14/2025	ND<0.19	ND<0.19	ND<0.13	ND<0.19	ND<0.13	ND<0.13	ND<0.14	ND<0.13	ND<0.15	ND<0.15	ND<0.005	ND<0.3
			Influent	04/04/2025	ND<0.19	ND<0.19	ND<0.13	ND<0.19	ND<0.13	ND<0.13	ND<0.14	ND<0.13	ND<0.15	ND<0.15	ND<0.005	ND<0.3
			Midfluent	04/04/2025	ND<0.19	ND<0.19	ND<0.13	ND<0.19	ND<0.13	ND<0.13	ND<0.14	ND<0.13	ND<0.15	ND<0.15	ND<0.005	ND<0.3
			Effluent	04/04/2025	ND<0.19	ND<0.19	ND<0.13	ND<0.19	ND<0.13	ND<0.13	ND<0.14	ND<0.13	ND<0.15	ND<0.15	ND<0.005	ND<0.3
			Kitchen Sink (First Floor)	03/13/2025	ND<0.19	ND<0.19	ND<0.13	ND<0.19	ND<0.13	ND<0.13	ND<0.14	ND<0.13	ND<0.15	ND<0.15	ND<0.005	ND<0.3
			Influent	04/03/2025	ND<0.19	ND<0.19	ND<0.13	ND<0.19	ND<0.13	ND<0.13	ND<0.14	ND<0.13	ND<0.15	ND<0.15	ND<0.005	ND<0.3
			Midfluent	04/03/2025	ND<0.19	ND<0.19	ND<0.13	ND<0.19	ND<0.13	ND<0.13	ND<0.14	ND<0.13	ND<0.15	ND<0.15	ND<0.005	ND<0.3
			Effluent	04/03/2025	ND<0.19	ND<0.19	ND<0.13	ND<0.19	ND<0.13	ND<0.13	ND<0.14	ND<0.13	ND<0.15	ND<0.15	ND<0.005	ND<0.3

Table 1
Potable Well Analytical Results Summary

Sample Address	Well Depth (feet)	Pump Depth (feet)	Sample Location	Date	Benzene (µg/L)	Toluene (µg/L)	Ethyl-benzene (µg/L)	Total Xylenes (µg/L)	MTBE (µg/L)	Isopropyl Benzene (µg/L)	Naph-thalene (µg/L)	1,2,4-Trimethyl-benzene (µg/L)	1,3,5-Trimethyl-benzene (µg/L)	1,2-Dichloro-ethane (µg/L)	1,2 Dibromo-ethane (µg/L)	Dissolved Lead (µg/L)
DEP MSCs for a Residential, Used Aquifer					5	1,000	700	10,000	20	840	100	130	130	5	0.05	5
Redacted			Kitchen Sink	02/10/2025	ND<0.10	ND<0.10	ND<0.10	ND<0.10	ND<0.10	ND<0.10	ND<0.20	ND<0.10	ND<0.10	ND<0.10	ND<0.0094	ND<0.12
				03/11/2025	ND<0.19	ND<0.19	ND<0.13	ND<0.19	ND<0.13	ND<0.13	ND<0.14	ND<0.13	ND<0.15	ND<0.15	ND<0.005	ND<0.3
			Influent	03/28/2025	ND<0.19	ND<0.19	ND<0.13	ND<0.19	ND<0.13	ND<0.13	ND<0.14	ND<0.13	ND<0.15	ND<0.15	ND<0.005	ND<0.3
			Midfluent	03/28/2025	ND<0.19	ND<0.19	ND<0.13	ND<0.19	ND<0.13	ND<0.13	ND<0.14	ND<0.13	ND<0.15	ND<0.15	ND<0.005	ND<0.3
			Effluent	03/28/2025	ND<0.19	ND<0.19	ND<0.13	ND<0.19	ND<0.13	ND<0.13	ND<0.14	ND<0.13	ND<0.15	ND<0.15	ND<0.005	ND<0.3
			Influent (Carbon Filter)	04/10/2025	ND<0.19	ND<0.19	ND<0.13	ND<0.19	ND<0.13	ND<0.13	ND<0.14	ND<0.13	ND<0.15	ND<0.15	ND<0.005	2.8
			POET-Influent	05/08/2025	ND<0.19	ND<0.19	0.21 J	0.87 J	ND<0.13	ND<0.13	ND<0.14	ND<0.13	ND<0.15	ND<0.15	ND<0.005	ND<0.3
			POET-Midfluent	05/08/2025	ND<0.19	ND<0.19	ND<0.13	ND<0.19	ND<0.13	ND<0.13	ND<0.14	ND<0.13	ND<0.15	ND<0.15	ND<0.005	ND<0.3
			Kitchen Sink (Effluent)	04/10/2025	ND<0.19	ND<0.19	ND<0.13	ND<0.19	ND<0.13	ND<0.13	ND<0.14	ND<0.13	ND<0.15	ND<0.15	ND<0.005	0.4 J
			POET-Effluent	05/08/2025	ND<0.19	ND<0.19	ND<0.13	ND<0.19	ND<0.13	ND<0.13	ND<0.14	ND<0.13	ND<0.15	ND<0.15	ND<0.005	ND<0.3
			Kitchen Sink	03/06/2025	ND<0.19	ND<0.19	ND<0.13	ND<0.19	ND<0.13	ND<0.13	ND<0.14	ND<0.13	ND<0.15	ND<0.15	ND<0.005	ND<0.3
				04/22/2025	ND<0.19	ND<0.19	ND<0.13	ND<0.19	ND<0.13	ND<0.13	ND<0.14	ND<0.13	ND<0.15	ND<0.15	ND<0.005	ND<0.3
				07/14/2025	ND<0.19	ND<0.19	ND<0.13	ND<0.19	ND<0.13	ND<0.13	ND<0.14	ND<0.13	ND<0.15	ND<0.15	ND<0.005	ND<0.3
			POET-Influent	06/24/2025	ND<0.19	ND<0.19	0.22 J	0.65	ND<0.13	ND<0.13	ND<0.14	ND<0.13	ND<0.15	ND<0.15	ND<0.005	ND<0.3
			POET-Midfluent	06/24/2025	ND<0.19	ND<0.19	ND<0.13	ND<0.19	ND<0.13	ND<0.13	ND<0.14	ND<0.13	ND<0.15	ND<0.15	ND<0.005	ND<0.3
			POET-Effluent	06/24/2025	ND<0.19	ND<0.19	ND<0.13	ND<0.19	ND<0.13	ND<0.13	ND<0.14	ND<0.13	ND<0.15	ND<0.15	ND<0.005	ND<0.3
			Kitchen Sink	02/10/2025	ND<0.10	ND<0.10	ND<0.10	ND<0.10	ND<0.10	ND<0.10	ND<0.20	ND<0.10	ND<0.10	ND<0.10	ND<0.0094	ND<0.12
			Influent (Pressure Tank)	03/15/2025	ND<0.19	ND<0.19	ND<0.13	ND<0.19	ND<0.13	ND<0.13	ND<0.14	ND<0.13	ND<0.15	ND<0.15	ND<0.005	0.4 J
				04/10/2025	ND<0.19	ND<0.19	ND<0.13	ND<0.19	ND<0.13	ND<0.13	ND<0.14	ND<0.13	ND<0.15	ND<0.15	ND<0.005	0.5 J
				05/22/2025	ND<0.19	ND<0.19	ND<0.13	ND<0.19	ND<0.13	ND<0.13	ND<0.14	ND<0.13	ND<0.15	ND<0.15	ND<0.005	0.7 J
			POET-Midfluent	03/15/2025	ND<0.19	ND<0.19	ND<0.13	ND<0.19	ND<0.13	ND<0.13	ND<0.14	ND<0.13	ND<0.15	ND<0.15	ND<0.005	ND<0.3
				04/10/2025	ND<0.19	ND<0.19	ND<0.13	ND<0.19	ND<0.13	ND<0.13	ND<0.14	ND<0.13	ND<0.15	ND<0.15	ND<0.005	ND<0.3
				05/22/2025	ND<0.19	ND<0.19	ND<0.13	ND<0.19	ND<0.13	ND<0.13	ND<0.14	ND<0.13	ND<0.15	ND<0.15	ND<0.005	ND<0.3
			Effluent (Sink)	03/15/2025	ND<0.19	ND<0.19	ND<0.13	ND<0.19	ND<0.13	ND<0.13	ND<0.14	ND<0.13	ND<0.15	ND<0.15	ND<0.005	ND<0.3
				04/10/2025	ND<0.19	ND<0.19	ND<0.13	ND<0.19	ND<0.13	ND<0.13	ND<0.14	ND<0.13	ND<0.15	ND<0.15	ND<0.005	ND<0.3
				05/22/2025	ND<0.19	ND<0.19	ND<0.13	ND<0.19	ND<0.13	ND<0.13	ND<0.14	ND<0.13	ND<0.15	ND<0.15	ND<0.005	0.4 J
			Kitchen Sink	04/01/2025	ND<0.19	ND<0.19	ND<0.13	ND<0.19	ND<0.13	ND<0.13	ND<0.14	ND<0.13	ND<0.15	ND<0.15	ND<0.005	ND<0.3
			POET-Influent	10/21/2025	ND<0.19	ND<0.19	ND<0.13	ND<0.19	ND<0.13	ND<0.13	ND<0.14	ND<0.13	ND<0.15	ND<0.15	ND<0.005	ND<0.3
			POET-Midfluent	10/21/2025	ND<0.19	ND<0.19	ND<0.13	ND<0.19	ND<0.13	ND<0.13	ND<0.14	ND<0.13	ND<0.15	ND<0.15	ND<0.005	ND<0.3
			POET-Effluent	10/21/2025	ND<0.19	ND<0.19	ND<0.13	ND<0.19	ND<0.13	ND<0.13	ND<0.14	ND<0.13	ND<0.15	ND<0.15	ND<0.005	ND<0.3
			Kitchen Sink	04/01/2025	ND<0.19	ND<0.19	ND<0.13	ND<0.19	ND<0.13	ND<0.13	ND<0.14	ND<0.13	ND<0.15	ND<0.15	ND<0.005	ND<0.3
			POET-Influent	10/21/2025	ND<0.19	ND<0.19	ND<0.13	ND<0.19	ND<0.13	ND<0.13	ND<0.14	ND<0.13	ND<0.15	ND<0.15	ND<0.005	ND<0.3
			POET-Effluent	10/21/2025	ND<0.19	ND<0.19	ND<0.13	ND<0.19	ND<0.13	ND<0.13	ND<0.14	ND<0.13	ND<0.15	ND<0.15	ND<0.005	ND<0.3
			Kitchen Sink	02/25/2025	ND<0.10	ND<0.10	ND<0.10	ND<0.10	ND<0.10	ND<0.10	ND<0.20	ND<0.10	ND<0.10	ND<0.10	ND<0.0095	ND<0.12
			Influent	03/28/2025	ND<0.19	ND<0.19	ND<0.13	ND<0.19	ND<0.13	ND<0.13	ND<0.14	ND<0.13	ND<0.15	ND<0.15	ND<0.005	ND<0.3
			Midfluent	03/28/2025	ND<0.19	ND<0.19	ND<0.13	ND<0.19	ND<0.13	ND<0.13	ND<0.14	ND<0.13	ND<0.15	ND<0.15	ND<0.005	ND<0.3
			Effluent	03/28/2025	ND<0.19	ND<0.19	ND<0.13	ND<0.19	ND<0.13	ND<0.13	ND<0.14	ND<0.13	ND<0.15	ND<0.15	ND<0.005	ND<0.3
			Kitchen Sink	02/18/2025	ND<0.10	ND<0.10	ND<0.10	ND<0.10	ND<0.10	ND<0.10	ND<0.20	ND<0.10	ND<0.10	ND<0.10	ND<0.0095	ND<0.12
				03/04/2025	ND<0.19	ND<0.19	ND<0.13	ND<0.19	ND<0.13	ND<0.13	ND<0.14	ND<0.13	ND<0.15	ND<0.15	ND<0.005	ND<0.3
			Kitchen Sink (First Floor)	03/31/2025	ND<0.19	ND<0.19	ND<0.13	ND<0.19	ND<0.13	ND<0.13	ND<0.14	ND<0.13	ND<0.15	ND<0.15	ND<0.005	ND<0.3
			POET-Influent	04/16/2025	ND<0.19	ND<0.19	ND<0.13	ND<0.19	ND<0.13	ND<0.13	ND<0.14	ND<0.13	ND<0.15	ND<0.15	ND<0.005	ND<0.3
			POET-Midfluent	04/16/2025	ND<0.19	ND<0.19	ND<0.13	ND<0.19	ND<0.13	ND<0.13	ND<0.14	ND<0.13	ND<0.15	ND<0.15	ND<0.005	ND<0.3
			POET-Effluent	04/16/2025	ND<0.19	ND<0.19	ND<0.13	ND<0.19	ND<0.13	ND<0.13	ND<0.14	ND<0.13	ND<0.15	ND<0.15	ND<0.005	ND<0.3
			Kitchen Sink	03/25/2025	ND<0.19	ND<0.19	ND<0.13	ND<0.19	ND<0.13	ND<0.13	ND<0.14	ND<0.13	ND<0.15	ND<0.15	ND<0.005	ND<0.3
			POET-Influent	05/21/2025	ND<0.19	ND<0.19	ND<0.13	ND<0.19	ND<0.13	ND<0.13	ND<0.14	ND<0.13	ND<0.15	ND<0.15	ND<0.005	ND<0.3
			POET-Midfluent	05/21/2025	ND<0.19	ND<0.19	ND<0.13	ND<0.19	ND<0.13	ND<0.13	ND<0.14	ND<0.13	ND<0.15	ND<0.15	ND<0.005	ND<0.3
			POET-Effluent	05/21/2025	ND<0.19	ND<0.19	ND<0.13	ND<0.19	ND<0.13	ND<0.13	ND<0.14	ND<0.13	ND<0.15	ND<0.15	ND<0.005	ND<0.3

Table 1
Potable Well Analytical Results Summary

Sample Address	Well Depth (feet)	Pump Depth (feet)	Sample Location	Date	Benzene (µg/L)	Toluene (µg/L)	Ethyl-benzene (µg/L)	Total Xylenes (µg/L)	MTBE (µg/L)	Isopropyl Benzene (µg/L)	Naph-thalene (µg/L)	1,2,4-Trimethyl-benzene (µg/L)	1,3,5-Trimethyl-benzene (µg/L)	1,2-Dichloro-ethane (µg/L)	1,2 Dibromo-ethane (µg/L)	Dissolved Lead (µg/L)
DEP MSCs for a Residential, Used Aquifer					5	1,000	700	10,000	20	840	100	130	130	5	0.05	5
Redacted			Pressure Tank	02/17/2025	ND<0.10	ND<0.10	ND<0.10	ND<0.10	ND<0.10	ND<0.10	ND<0.20	ND<0.10	ND<0.10	ND<0.10	ND<0.0095	4.2
				03/07/2025	ND<0.19	ND<0.19	ND<0.13	ND<0.19	ND<0.13	ND<0.13	ND<0.14	ND<0.13	ND<0.15	ND<0.15	ND<0.005	**9.7**
			Kitchen Sink	04/09/2025	ND<0.19	ND<0.19	ND<0.13	ND<0.19	ND<0.13	ND<0.13	ND<0.14	ND<0.13	ND<0.15	ND<0.15	ND<0.005	ND<0.3
			POET - Influent	04/09/2025	ND<0.19	ND<0.19	ND<0.13	ND<0.19	ND<0.13	ND<0.13	ND<0.14	ND<0.13	ND<0.15	ND<0.15	ND<0.005	ND<0.3
			POET - Midfluent	04/09/2025	ND<0.19	ND<0.19	ND<0.13	ND<0.19	ND<0.13	ND<0.13	ND<0.14	ND<0.13	ND<0.15	ND<0.15	ND<0.005	ND<0.3
			POET - Effluent	04/09/2025	ND<0.19	ND<0.19	ND<0.13	ND<0.19	ND<0.13	ND<0.13	ND<0.14	ND<0.13	ND<0.15	ND<0.15	ND<0.005	ND<0.3
			Kitchen Sink	02/19/2025	ND<0.10	ND<0.10	ND<0.10	ND<0.10	ND<0.10	ND<0.10	ND<0.20	ND<0.10	ND<0.10	ND<0.10	ND<0.0094	ND<0.12
				03/05/2025	ND<0.19	ND<0.19	ND<0.13	ND<0.19	ND<0.13	ND<0.13	ND<0.14	ND<0.13	ND<0.15	ND<0.15	ND<0.005	ND<0.3
				04/04/2025	ND<0.19	ND<0.19	ND<0.13	ND<0.19	ND<0.13	ND<0.13	ND<0.14	ND<0.13	ND<0.15	ND<0.15	ND<0.005	ND<0.3
				05/30/2025	ND<0.19	ND<0.19	ND<0.13	ND<0.19	ND<0.13	ND<0.13	ND<0.14	ND<0.13	ND<0.15	ND<0.15	ND<0.005	ND<0.3
			Kitchen Sink	02/14/2025	ND<0.10	ND<0.10	ND<0.10	ND<0.10	ND<0.10	ND<0.10	ND<0.20	ND<0.10	ND<0.10	ND<0.10	ND<0.0094	ND<0.12
				03/12/2025	ND<0.19	ND<0.19	ND<0.13	ND<0.19	ND<0.13	ND<0.13	ND<0.14	ND<0.13	ND<0.15	ND<0.15	ND<0.005	ND<0.3
				04/17/2025	ND<0.19	ND<0.19	ND<0.13	ND<0.19	ND<0.13	ND<0.13	ND<0.14	ND<0.13	ND<0.15	ND<0.15	ND<0.005	ND<0.3
			Kitchen Sink	02/19/2025	ND<0.10	ND<0.10	ND<0.10	ND<0.10	ND<0.10	ND<0.10	ND<0.20	ND<0.10	ND<0.10	ND<0.10	ND<0.0094	ND<0.12
				03/10/2025	ND<0.19	ND<0.19	ND<0.13	ND<0.19	ND<0.13	ND<0.13	ND<0.14	ND<0.13	ND<0.15	ND<0.15	ND<0.005	ND<0.3
				04/14/2025	ND<0.19	ND<0.19	ND<0.13	ND<0.19	ND<0.13	ND<0.13	ND<0.14	ND<0.13	ND<0.15	ND<0.15	ND<0.005	ND<0.3
			Basement Spigot	05/06/2025	ND<0.19	ND<0.19	ND<0.13	ND<0.19	ND<0.13	ND<0.13	ND<0.14	ND<0.13	ND<0.15	ND<0.15	ND<0.005	ND<0.3
			Pressure Tank	09/05/2025	ND<0.19	ND<0.19	ND<0.13	ND<0.19	ND<0.13	ND<0.13	ND<0.14	ND<0.13	ND<0.15	ND<0.15	ND<0.005	**8.5**
			Kitchen Sink	09/05/2025	ND<0.19	ND<0.19	ND<0.13	ND<0.19	ND<0.13	ND<0.13	ND<0.14	ND<0.13	ND<0.15	ND<0.15	ND<0.005	0.6 J
			Influent	03/21/2025	ND<0.19	ND<0.19	ND<0.13	ND<0.19	ND<0.13	ND<0.13	ND<0.14	ND<0.13	ND<0.15	ND<0.15	ND<0.005	4.2
			Kitchen Sink (Effluent)	03/21/2025	ND<0.19	ND<0.19	ND<0.13	ND<0.19	ND<0.13	ND<0.13	ND<0.14	ND<0.13	ND<0.15	ND<0.15	ND<0.005	0.5 J
			Kitchen Sink	02/06/2025	ND<0.10	ND<0.10	ND<0.10	ND<0.10	ND<0.10	ND<0.10	ND<0.20	ND<0.10	ND<0.10	ND<0.10	ND<0.0094	0.41 J
				03/04/2025	ND<0.19	ND<0.19	ND<0.13	ND<0.19	ND<0.13	ND<0.13	ND<0.14	ND<0.13	ND<0.15	ND<0.15	ND<0.005	0.6 J
				03/28/2025	ND<0.19	ND<0.19	ND<0.13	ND<0.19	ND<0.13	ND<0.13	ND<0.14	ND<0.13	ND<0.15	ND<0.15	ND<0.005	ND<0.3
			Kitchen Sink	02/13/2025	ND<0.10	ND<0.10	ND<0.10	ND<0.10	ND<0.10	ND<0.10	ND<0.20	ND<0.10	ND<0.10	ND<0.10	ND<0.0094	ND<0.12
				03/17/2025	ND<0.19	ND<0.19	ND<0.13	ND<0.19	ND<0.13	ND<0.13	ND<0.14	ND<0.13	ND<0.15	ND<0.15	ND<0.005	ND<0.3
				06/06/2025	ND<0.19	ND<0.19	ND<0.13	ND<0.19	ND<0.13	ND<0.13	ND<0.14	ND<0.13	ND<0.15	ND<0.15	ND<0.005	ND<0.3
			Office Downstairs	02/14/2025	ND<0.10	ND<0.10	ND<0.10	ND<0.10	ND<0.10	ND<0.10	ND<0.20	ND<0.10	ND<0.10	ND<0.10	ND<0.0095	ND<0.12
			Kitchen Sink	03/07/2025	ND<0.19	ND<0.19	ND<0.13	ND<0.19	ND<0.13	ND<0.13	ND<0.14	ND<0.13	ND<0.15	ND<0.15	ND<0.005	ND<0.3
				04/03/2025	ND<0.19	ND<0.19	ND<0.13	ND<0.19	ND<0.13	ND<0.13	ND<0.14	ND<0.13	ND<0.15	ND<0.15	ND<0.005	ND<0.3
			Basement (Pre-	02/20/2025	ND<0.10	ND<0.10	ND<0.10	ND<0.10	ND<0.10	ND<0.10	ND<0.20	ND<0.10	ND<0.10	ND<0.10	ND<0.0094	ND<0.12
			Kitchen Sink (Effluent)	02/20/2025	ND<0.10	ND<0.10	ND<0.10	ND<0.10	ND<0.10	ND<0.10	ND<0.20	ND<0.10	ND<0.10	ND<0.10	ND<0.0094	ND<0.12
				03/10/2025	ND<0.19	ND<0.19	ND<0.13	ND<0.19	ND<0.13	ND<0.13	ND<0.14	ND<0.13	ND<0.15	ND<0.15	ND<0.005	ND<0.3
			Pressure Tank	03/31/2025	ND<0.19	ND<0.19	ND<0.13	ND<0.19	ND<0.13	ND<0.13	ND<0.14	ND<0.13	ND<0.15	ND<0.15	ND<0.005	ND<0.3
			Kitchen Sink	02/10/2025	ND<0.10	ND<0.10	ND<0.10	ND<0.10	ND<0.10	ND<0.10	ND<0.20	ND<0.10	ND<0.10	ND<0.10	ND<0.0094	ND<0.12
				03/04/2025	ND<0.19	ND<0.19	ND<0.13	ND<0.19	ND<0.13	ND<0.13	ND<0.14	ND<0.13	ND<0.15	ND<0.15	ND<0.005	ND<0.3
				03/26/2025	ND<0.19	ND<0.19	ND<0.13	ND<0.19	ND<0.13	ND<0.13	ND<0.14	ND<0.13	ND<0.15	ND<0.15	ND<0.005	ND<0.3
			Kitchen Sink	02/18/2025	ND<0.10	ND<0.10	ND<0.10	ND<0.10	ND<0.10	ND<0.10	ND<0.20	ND<0.10	ND<0.10	ND<0.10	ND<0.0095	0.50 J
			Basement Utility Sink	03/17/2025	ND<0.19	ND<0.19	ND<0.13	ND<0.19	ND<0.13	ND<0.13	ND<0.14	ND<0.13	ND<0.15	ND<0.15	ND<0.005	ND<0.3
			Kitchen Sink	03/10/2025	ND<0.19	ND<0.19	ND<0.13	ND<0.19	ND<0.13	ND<0.13	ND<0.14	ND<0.13	ND<0.15	ND<0.15	ND<0.005	ND<0.3
			Kitchen Sink	02/07/2025	ND<0.10	ND<0.10	ND<0.10	ND<0.10	ND<0.10	ND<0.10	ND<0.20	ND<0.10	ND<0.10	ND<0.10	ND<0.0094	ND<0.12
				03/03/2025	ND<0.19	ND<0.19	ND<0.13	ND<0.19	ND<0.13	ND<0.13	ND<0.14	ND<0.13	ND<0.15	ND<0.15	ND<0.005	ND<0.3
				03/25/2025	ND<0.19	ND<0.19	ND<0.13	ND<0.19	ND<0.13	ND<0.13	ND<0.14	ND<0.13	ND<0.15	ND<0.15	ND<0.005	ND<0.3
			Influent	04/28/2025	ND<0.19	ND<0.19	ND<0.13	ND<0.19	ND<0.13	ND<0.13	ND<0.14	ND<0.13	ND<0.15	ND<0.15	ND<0.005	ND<0.3
			Midfluent	04/28/2025	ND<0.19	ND<0.19	ND<0.13	ND<0.19	ND<0.13	ND<0.13	ND<0.14	ND<0.13	ND<0.15	ND<0.15	ND<0.005	ND<0.3
			Effluent	04/28/2025	ND<0.19	ND<0.19	ND<0.13	ND<0.19	ND<0.13	ND<0.13	ND<0.14	ND<0.13	ND<0.15	ND<0.15	ND<0.005	ND<0.3
			Untreated hose in closet	02/07/2025	ND<0.10	ND<0.10	ND<0.10	ND<0.10	ND<0.10	ND<0.10	0.30 J	ND<0.10	ND<0.10	ND<0.10	ND<0.0095	2.6
			Kitchen Sink	02/19/2025	ND<0.10	ND<0.10	ND<0.10	ND<0.10	ND<0.10	ND<0.10	ND<0.20	ND<0.10	ND<0.10	ND<0.10	ND<0.0095	0.12 J
				04/01/2025	ND<0.19	ND<0.19	ND<0.13	ND<0.19	ND<0.13	ND<0.13	ND<0.14	ND<0.13	ND<0.15	ND<0.15	ND<0.005	ND<0.3
			POET-Influent	04/01/2025	ND<0.19	ND<0.19	ND<0.13	ND<0.19	ND<0.13	ND<0.13	ND<0.14	ND<0.13	ND<0.15	ND<0.15	ND<0.005	ND<0.3
				05/02/2025	ND<0.19	ND<0.19	ND<0.13	ND<0.19	ND<0.13	ND<0.13	ND<0.14	ND<0.13	ND<0.15	ND<0.15	ND<0.005	ND<0.3
			POET-Midfluent	04/01/2025	ND<0.19	ND<0.19	ND<0.13	ND<0.19	ND<0.13	ND<0.13	ND<0.14	ND<0.13	ND<0.15	ND<0.15	ND<0.005	ND<0.3
				05/02/2025	ND<0.19	ND<0.19	ND<0.13	ND<0.19	ND<0.13	ND<0.13	ND<0.14	ND<0.13	ND<0.15	ND<0.15	ND<0.005	ND<0.3
			POET-Effluent	05/02/2025	ND<0.19	ND<0.19	ND<0.13	ND<0.19	ND<0.13	ND<0.13	ND<0.14	ND<0.13	ND<0.15	ND<0.15	ND<0.005	ND<0.3

Table 1
Potable Well Analytical Results Summary

Sample Address	Well Depth (feet)	Pump Depth (feet)	Sample Location	Date	Benzene (µg/L)	Toluene (µg/L)	Ethyl-benzene (µg/L)	Total Xylenes (µg/L)	MTBE (µg/L)	Isopropyl Benzene (µg/L)	Naph-thalene (µg/L)	1,2,4-Trimethyl-benzene (µg/L)	1,3,5-Trimethyl-benzene (µg/L)	1,2-Dichloro-ethane (µg/L)	1,2 Dibromo-ethane (µg/L)	Dissolved Lead (µg/L)
DEP MSCs for a Residential, Used Aquifer					5	1,000	700	10,000	20	840	100	130	130	5	0.05	5
Redacted			Pressure Tank	02/07/2025	0.44 J	ND<0.10	ND<0.10	ND<0.10	ND<0.10	ND<0.10	ND<0.20	ND<0.10	ND<0.10	ND<0.10	ND<0.0094	0.21 J
				02/26/2025	ND<0.10	ND<0.10	ND<0.10	ND<0.10	ND<0.10	ND<0.10	ND<0.20	ND<0.10	ND<0.10	ND<0.10	ND<0.0094	ND<0.12
			Utility Sink	02/26/2025	ND<0.10	ND<0.10	ND<0.10	ND<0.10	ND<0.10	ND<0.10	ND<0.20	ND<0.10	ND<0.10	ND<0.10	ND<0.0094	ND<0.12
			POET-Influent	03/24/2025	ND<0.19	ND<0.19	ND<0.13	ND<0.19	ND<0.13	ND<0.13	ND<0.14	ND<0.13	ND<0.15	ND<0.15	ND<0.005	ND<0.3
				04/23/2025	ND<0.19	ND<0.19	ND<0.13	ND<0.19	ND<0.13	ND<0.13	ND<0.14	ND<0.13	ND<0.15	ND<0.15	ND<0.005	ND<0.3
				05/19/2025	ND<0.19	ND<0.19	ND<0.13	ND<0.19	ND<0.13	ND<0.13	ND<0.14	ND<0.13	ND<0.15	ND<0.15	ND<0.005	ND<0.3
			POET-Midfluent	03/24/2025	ND<0.19	ND<0.19	ND<0.13	ND<0.19	ND<0.13	ND<0.13	ND<0.14	ND<0.13	ND<0.15	ND<0.15	ND<0.005	ND<0.3
				04/23/2025	ND<0.19	ND<0.19	ND<0.13	ND<0.19	ND<0.13	ND<0.13	ND<0.14	ND<0.13	ND<0.15	ND<0.15	ND<0.005	ND<0.3
				05/19/2025	ND<0.19	ND<0.19	ND<0.13	ND<0.19	ND<0.13	ND<0.13	ND<0.14	ND<0.13	ND<0.15	ND<0.15	ND<0.005	ND<0.3
			POET-Effluent	03/24/2025	ND<0.19	ND<0.19	ND<0.13	ND<0.19	ND<0.13	ND<0.13	ND<0.14	ND<0.13	ND<0.15	ND<0.15	ND<0.005	ND<0.3
				04/23/2025	ND<0.19	ND<0.19	ND<0.13	ND<0.19	ND<0.13	ND<0.13	ND<0.14	ND<0.13	ND<0.15	ND<0.15	ND<0.005	ND<0.3
			Basement Sink (Effluent)	05/19/2025	ND<0.19	ND<0.19	ND<0.13	ND<0.19	ND<0.13	ND<0.13	ND<0.14	ND<0.13	ND<0.15	ND<0.15	ND<0.005	ND<0.3
			Kitchen Sink	02/14/2025	ND<0.10	ND<0.10	ND<0.10	ND<0.10	ND<0.10	ND<0.10	ND<0.20	ND<0.10	ND<0.10	ND<0.10	ND<0.0095	ND<0.12
				03/05/2025	ND<0.19	ND<0.19	ND<0.13	ND<0.19	ND<0.13	ND<0.13	ND<0.14	ND<0.13	ND<0.15	ND<0.15	ND<0.005	ND<0.3
			Influent	03/31/2025	ND<0.19	ND<0.19	ND<0.13	ND<0.19	ND<0.13	ND<0.13	ND<0.14	ND<0.13	ND<0.15	ND<0.15	ND<0.005	ND<0.3
			Midfluent	03/31/2025	ND<0.19	ND<0.19	ND<0.13	ND<0.19	ND<0.13	ND<0.13	ND<0.14	ND<0.13	ND<0.15	ND<0.15	ND<0.005	ND<0.3
			Effluent	03/31/2025	ND<0.19	ND<0.19	ND<0.13	ND<0.19	ND<0.13	ND<0.13	ND<0.14	ND<0.13	ND<0.15	ND<0.15	ND<0.005	ND<0.3
			Kitchen Sink	02/15/2025	ND<0.10	ND<0.10	ND<0.10	ND<0.10	ND<0.10	ND<0.10	ND<0.20	ND<0.10	ND<0.10	ND<0.10	ND<0.0093	ND<0.12
				03/06/2025	ND<0.19	ND<0.19	ND<0.13	ND<0.19	ND<0.13	ND<0.13	ND<0.14	ND<0.13	ND<0.15	ND<0.15	ND<0.005	ND<0.3
				03/28/2025	ND<0.19	ND<0.19	ND<0.13	ND<0.19	ND<0.13	ND<0.13	ND<0.14	ND<0.13	ND<0.15	ND<0.15	ND<0.005	ND<0.3
			Influent	04/22/2025	ND<0.19	ND<0.19	ND<0.13	ND<0.19	ND<0.13	ND<0.13	ND<0.14	ND<0.13	ND<0.15	ND<0.15	ND<0.005	ND<0.3
			Midfluent	04/22/2025	ND<0.19	ND<0.19	ND<0.13	ND<0.19	ND<0.13	ND<0.13	ND<0.14	ND<0.13	ND<0.15	ND<0.15	ND<0.005	ND<0.3
			Effluent	04/22/2025	ND<0.19	ND<0.19	ND<0.13	ND<0.19	ND<0.13	ND<0.13	ND<0.14	ND<0.13	ND<0.15	ND<0.15	ND<0.005	ND<0.3
			Kitchen Sink	02/15/2025	ND<0.10	ND<0.10	ND<0.10	ND<0.10	ND<0.10	ND<0.10	ND<0.20	ND<0.10	ND<0.10	ND<0.10	ND<0.0095	ND<0.12
				03/08/2025	ND<0.19	ND<0.19	ND<0.13	ND<0.19	ND<0.13	ND<0.13	ND<0.14	ND<0.13	ND<0.15	ND<0.15	ND<0.005	ND<0.3
			Kitchen Sink	02/25/2025	ND<0.10	ND<0.10	ND<0.10	ND<0.10	ND<0.10	ND<0.10	ND<0.20	ND<0.10	ND<0.10	ND<0.10	ND<0.0095	ND<0.12
				03/18/2025	ND<0.19	ND<0.19	ND<0.13	ND<0.19	ND<0.13	ND<0.13	ND<0.14	ND<0.13	ND<0.15	ND<0.15	ND<0.005	ND<0.3
			Influent	03/26/2025	ND<0.19	ND<0.19	ND<0.13	ND<0.19	ND<0.13	ND<0.13	ND<0.14	ND<0.13	ND<0.15	ND<0.15	ND<0.005	ND<0.3
			Midfluent	03/26/2025	ND<0.19	ND<0.19	ND<0.13	ND<0.19	ND<0.13	ND<0.13	ND<0.14	ND<0.13	ND<0.15	ND<0.15	ND<0.005	ND<0.3
			Effluent	03/26/2025	ND<0.19	ND<0.19	ND<0.13	ND<0.19	ND<0.13	ND<0.13	ND<0.14	ND<0.13	ND<0.15	ND<0.15	ND<0.005	ND<0.3
			Kitchen Sink	02/19/2025	ND<0.10	ND<0.10	ND<0.10	ND<0.10	ND<0.10	ND<0.10	ND<0.20	ND<0.10	ND<0.10	ND<0.10	ND<0.0094	ND<0.12
				03/06/2025	ND<0.19	ND<0.19	ND<0.13	ND<0.19	ND<0.13	ND<0.13	ND<0.14	ND<0.13	ND<0.15	ND<0.15	ND<0.005	ND<0.3
				03/26/2025	ND<0.19	ND<0.19	ND<0.13	ND<0.19	ND<0.13	ND<0.13	ND<0.14	ND<0.13	ND<0.15	ND<0.15	ND<0.005	ND<0.3
			Influent	04/15/2025	ND<0.19	ND<0.19	ND<0.13	ND<0.19	ND<0.13	ND<0.13	ND<0.14	ND<0.13	ND<0.15	ND<0.15	ND<0.005	ND<0.3
			Midfluent	04/15/2025	ND<0.19	ND<0.19	ND<0.13	ND<0.19	ND<0.13	ND<0.13	ND<0.14	ND<0.13	ND<0.15	ND<0.15	ND<0.005	ND<0.3
			Effluent	04/15/2025	ND<0.19	ND<0.19	ND<0.13	ND<0.19	ND<0.13	ND<0.13	ND<0.14	ND<0.13	ND<0.15	ND<0.15	ND<0.005	ND<0.3
			Kitchen Sink	03/31/2025	ND<0.19	ND<0.19	ND<0.13	ND<0.19	ND<0.13	ND<0.13	ND<0.14	ND<0.13	ND<0.15	ND<0.15	ND<0.005	ND<0.3
			Kitchen Sink	07/08/2026	ND<0.21	ND<0.28	ND<0.21	ND<0.50	ND<0.12	ND<0.19	ND<0.23	ND<0.21	ND<0.20	ND<0.18	ND<0.005	ND<0.3
			Outside Spigot	02/14/2025	ND<0.10	ND<0.10	ND<0.10	ND<0.10	ND<0.10	ND<0.10	ND<0.20	ND<0.10	ND<0.10	ND<0.10	ND<0.0095	ND<0.12
			Utility Sink	03/05/2025	ND<0.19	ND<0.19	ND<0.13	ND<0.19	ND<0.13	ND<0.13	ND<0.14	ND<0.13	ND<0.15	ND<0.15	ND<0.005	ND<0.3
				03/31/2025	ND<0.19	ND<0.19	ND<0.13	ND<0.19	ND<0.13	ND<0.13	ND<0.14	ND<0.13	ND<0.15	ND<0.15	ND<0.005	ND<0.3
			Pressure Tank	02/13/2025	ND<0.10	ND<0.10	ND<0.10	ND<0.10	ND<0.10	ND<0.10	ND<0.20	ND<0.10	ND<0.10	ND<0.10	ND<0.0094	0.32 J
			Kitchen Sink	03/05/2025	ND<0.19	ND<0.19	ND<0.13	ND<0.19	ND<0.13	ND<0.13	ND<0.14	ND<0.13	ND<0.15	ND<0.15	ND<0.005	ND<0.3
			Pressure Tank	04/08/2025	ND<0.19	ND<0.19	ND<0.13	ND<0.19	ND<0.13	ND<0.13	ND<0.14	ND<0.13	ND<0.15	ND<0.15	ND<0.005	ND<0.3
			Kitchen Sink	02/17/2025	ND<0.10	ND<0.10	ND<0.10	ND<0.10	ND<0.10	ND<0.10	ND<0.20	ND<0.10	ND<0.10	ND<0.10	ND<0.0096	ND<0.12
				03/07/2025	ND<0.19	ND<0.19	ND<0.13	ND<0.19	ND<0.13	ND<0.13	ND<0.14	ND<0.13	ND<0.15	ND<0.15	ND<0.005	0.4 J
				04/10/2025	ND<0.19	ND<0.19	ND<0.13	ND<0.19	ND<0.13	ND<0.13	ND<0.14	ND<0.13	ND<0.15	ND<0.15	ND<0.005	ND<0.3
			POET-Influent	05/10/2025	ND<0.19	ND<0.19	0.55	2.5	ND<0.13	ND<0.13	ND<0.14	ND<0.13	ND<0.15	ND<0.15	ND<0.005	ND<0.3
			POET-Midfluent	05/10/2025	ND<0.19	ND<0.19	ND<0.13	ND<0.19	ND<0.13	ND<0.13	ND<0.14	ND<0.13	ND<0.15	ND<0.15	ND<0.005	ND<0.3
			POET-Effluent	05/10/2025	ND<0.19	ND<0.19	ND<0.13	ND<0.19	ND<0.13	ND<0.13	ND<0.14	ND<0.13	ND<0.15	ND<0.15	ND<0.005	ND<0.3

Table 1
Potable Well Analytical Results Summary

Redacted

Sample Address	Well Depth (feet)	Pump Depth (feet)	Sample Location	Date	Benzene (µg/L)	Toluene (µg/L)	Ethyl-benzene (µg/L)	Total Xylenes (µg/L)	MTBE (µg/L)	Isopropyl Benzene (µg/L)	Naph-thalene (µg/L)	1,2,4-Trimethyl-benzene (µg/L)	1,3,5-Trimethyl-benzene (µg/L)	1,2-Dichloro-ethane (µg/L)	1,2 Dibromo-ethane (µg/L)	Dissolved Lead (µg/L)
DEP MSCs for a Residential, Used Aquifer					5	1,000	700	10,000	20	840	100	130	130	5	0.05	5
			Pre-Treatment Pressure	02/18/2025	ND<0.10	ND<0.10	ND<0.10	ND<0.10	ND<0.10	ND<0.10	ND<0.20	ND<0.10	ND<0.10	ND<0.10	ND<0.0094	0.14 J
				03/03/2025	ND<0.19	14	ND<0.13	ND<0.19	ND<0.13	ND<0.13	ND<0.14	ND<0.13	ND<0.15	ND<0.15	ND<0.005	ND<0.3
			Influent	04/03/2025	ND<0.19	ND<0.19	ND<0.13	ND<0.19	ND<0.13	ND<0.13	ND<0.14	ND<0.13	ND<0.15	ND<0.15	ND<0.005	ND<0.3
				05/02/2025	ND<0.19	ND<0.19	ND<0.13	ND<0.19	ND<0.13	ND<0.13	ND<0.14	ND<0.13	ND<0.15	ND<0.15	ND<0.005	ND<0.3
			Midfluent	04/03/2025	ND<0.19	ND<0.19	ND<0.13	ND<0.19	ND<0.13	ND<0.13	ND<0.14	ND<0.13	ND<0.15	ND<0.15	ND<0.005	ND<0.3
				05/02/2025	ND<0.19	ND<0.19	ND<0.13	ND<0.19	ND<0.13	ND<0.13	ND<0.14	ND<0.13	ND<0.15	ND<0.15	ND<0.005	ND<0.3
			Effluent	04/03/2025	ND<0.19	ND<0.19	ND<0.13	ND<0.19	ND<0.13	ND<0.13	ND<0.14	ND<0.13	ND<0.15	ND<0.15	ND<0.005	ND<0.3
				05/02/2025	ND<0.19	ND<0.19	ND<0.13	ND<0.19	ND<0.13	ND<0.13	ND<0.14	ND<0.13	ND<0.15	ND<0.15	ND<0.005	ND<0.3
			Kitchen Sink	02/20/2025	ND<0.10	ND<0.10	ND<0.10	ND<0.10	ND<0.10	ND<0.10	ND<0.20	ND<0.10	ND<0.10	ND<0.10	ND<0.0095	0.51 J
				02/28/2025	ND<0.10	ND<0.10	ND<0.10	ND<0.10	ND<0.10	ND<0.10	ND<0.20	ND<0.10	ND<0.10	ND<0.10	ND<0.0095	0.48 J
				03/21/2025	ND<0.19	ND<0.19	ND<0.13	ND<0.19	ND<0.13	ND<0.13	ND<0.14	ND<0.13	ND<0.15	ND<0.15	ND<0.005	ND<0.3
			POET-Influent	04/03/2025	ND<0.19	ND<0.19	ND<0.13	ND<0.19	ND<0.13	ND<0.13	ND<0.14	ND<0.13	ND<0.15	ND<0.15	ND<0.005	ND<0.3
				05/13/2025	ND<0.19	ND<0.19	ND<0.13	ND<0.19	ND<0.13	ND<0.13	ND<0.14	ND<0.13	ND<0.15	ND<0.15	ND<0.005	ND<0.3
				07/18/2025	ND<0.19	ND<0.19	ND<0.13	ND<0.19	ND<0.13	ND<0.13	ND<0.14	ND<0.13	ND<0.15	ND<0.15	ND<0.005	0.7 J
				10/08/2025	ND<0.19	ND<0.19	ND<0.13	ND<0.19	ND<0.13	ND<0.13	ND<0.14	ND<0.13	ND<0.15	ND<0.15	ND<0.005	ND<0.3
				01/08/2026	ND<0.19	ND<0.19	ND<0.13	ND<0.19	ND<0.13	ND<0.13	ND<0.14	ND<0.13	ND<0.15	ND<0.15	ND<0.005	ND<0.3
				04/01/2026	ND<0.21	ND<0.28	ND<0.21	ND<0.50	ND<0.12	ND<0.19	ND<0.23	ND<0.21	ND<0.20	ND<0.18	ND<0.005	ND<0.3
				06/26/2026	ND<0.21	ND<0.28	ND<0.21	ND<0.50	ND<0.12	ND<0.19	ND<0.23	ND<0.21	ND<0.20	ND<0.18	ND<0.005	ND<0.3
			POET-Midfluent	04/03/2025	ND<0.19	ND<0.19	ND<0.13	ND<0.19	ND<0.13	ND<0.13	ND<0.14	ND<0.13	ND<0.15	ND<0.15	ND<0.005	ND<0.3
				05/13/2025	ND<0.19	ND<0.19	ND<0.13	ND<0.19	ND<0.13	ND<0.13	ND<0.14	ND<0.13	ND<0.15	ND<0.15	ND<0.005	ND<0.3
				07/18/2025	ND<0.19	ND<0.19	ND<0.13	ND<0.19	ND<0.13	ND<0.13	ND<0.14	ND<0.13	ND<0.15	ND<0.15	ND<0.005	0.9 J
				10/08/2025	ND<0.19	ND<0.19	ND<0.13	ND<0.19	ND<0.13	ND<0.13	ND<0.14	ND<0.13	ND<0.15	ND<0.15	ND<0.005	ND<0.3
				01/08/2026	ND<0.19	ND<0.19	ND<0.13	ND<0.19	ND<0.13	ND<0.13	ND<0.14	ND<0.13	ND<0.15	ND<0.15	ND<0.005	ND<0.3
				04/01/2026	ND<0.21	ND<0.28	ND<0.21	ND<0.50	ND<0.12	ND<0.19	ND<0.23	ND<0.21	ND<0.20	ND<0.18	ND<0.005	ND<0.3
				06/26/2026	ND<0.21	ND<0.28	ND<0.21	ND<0.50	ND<0.12	ND<0.19	ND<0.23	ND<0.21	ND<0.20	ND<0.18	ND<0.005	ND<0.3
			POET-Effluent	04/03/2025	ND<0.19	ND<0.19	ND<0.13	ND<0.19	ND<0.13	ND<0.13	ND<0.14	ND<0.13	ND<0.15	ND<0.15	ND<0.005	ND<0.3
				05/13/2025	ND<0.19	ND<0.19	ND<0.13	ND<0.19	ND<0.13	ND<0.13	ND<0.14	ND<0.13	ND<0.15	ND<0.15	ND<0.005	ND<0.3
				07/18/2025	ND<0.19	ND<0.19	ND<0.13	ND<0.19	ND<0.13	ND<0.13	ND<0.14	ND<0.13	ND<0.15	ND<0.15	ND<0.005	1.5
				10/08/2025	ND<0.19	ND<0.19	ND<0.13	ND<0.19	ND<0.13	ND<0.13	ND<0.14	ND<0.13	ND<0.15	ND<0.15	ND<0.005	ND<0.3
				01/08/2026	ND<0.19	ND<0.19	ND<0.13	ND<0.19	ND<0.13	ND<0.13	ND<0.14	ND<0.13	ND<0.15	ND<0.15	ND<0.005	ND<0.3
				04/01/2026	ND<0.21	ND<0.28	ND<0.21	ND<0.50	ND<0.12	ND<0.19	ND<0.23	ND<0.21	ND<0.20	ND<0.18	ND<0.005	ND<0.3
				06/26/2026	ND<0.21	ND<0.28	ND<0.21	ND<0.50	ND<0.12	ND<0.19	ND<0.23	ND<0.21	ND<0.20	ND<0.18	ND<0.005	ND<0.3
			Pre-Treatment Pressure	02/18/2025	ND<0.10	ND<0.10	ND<0.10	ND<0.10	ND<0.10	ND<0.10	ND<0.20	ND<0.10	ND<0.10	ND<0.10	ND<0.0094	ND<0.12
			Kitchen Sink	03/24/2025	ND<0.19	ND<0.19	ND<0.13	ND<0.19	ND<0.13	ND<0.13	ND<0.14	ND<0.13	ND<0.15	ND<0.15	ND<0.005	ND<0.3
				04/01/2025	ND<0.19	ND<0.19	ND<0.13	ND<0.19	ND<0.13	ND<0.13	ND<0.14	ND<0.13	ND<0.15	ND<0.15	ND<0.005	ND<0.3
			Influent	04/21/2025	ND<0.19	ND<0.19	ND<0.13	ND<0.19	ND<0.13	ND<0.13	ND<0.14	ND<0.13	ND<0.15	ND<0.15	ND<0.005	ND<0.3
			Midfluent	04/21/2025	ND<0.19	ND<0.19	ND<0.13	ND<0.19	ND<0.13	ND<0.13	ND<0.14	ND<0.13	ND<0.15	ND<0.15	ND<0.005	ND<0.3
			Effluent	04/21/2025	ND<0.19	ND<0.19	ND<0.13	ND<0.19	ND<0.13	ND<0.13	ND<0.14	ND<0.13	ND<0.15	ND<0.15	ND<0.005	ND<0.3
			Kitchen Sink	02/21/2025	ND<0.10	ND<0.10	ND<0.10	ND<0.10	ND<0.10	ND<0.10	ND<0.20	ND<0.10	ND<0.10	ND<0.10	ND<0.0093	0.16 J
				03/25/2025	ND<0.19	ND<0.19	ND<0.13	ND<0.19	ND<0.13	ND<0.13	ND<0.14	ND<0.13	ND<0.15	ND<0.15	ND<0.005	ND<0.3
				04/21/2025	ND<0.19	ND<0.19	ND<0.13	ND<0.19	ND<0.13	ND<0.13	ND<0.14	ND<0.13	ND<0.15	ND<0.15	ND<0.005	0.4 J
				05/17/2025	ND<0.19	ND<0.19	ND<0.13	ND<0.19	ND<0.13	ND<0.13	ND<0.14	ND<0.13	ND<0.15	ND<0.15	ND<0.005	ND<0.3
			Kitchen Sink	03/18/2025	ND<0.19	ND<0.19	ND<0.13	ND<0.19	ND<0.13	ND<0.13	ND<0.14	ND<0.13	ND<0.15	ND<0.15	ND<0.005	ND<0.3
				04/16/2025	ND<0.19	ND<0.19	ND<0.13	ND<0.19	ND<0.13	ND<0.13	ND<0.14	ND<0.13	ND<0.15	ND<0.15	ND<0.005	ND<0.3
			Kitchen Sink	03/08/2025	ND<0.19	ND<0.19	ND<0.13	ND<0.19	ND<0.13	ND<0.13	ND<0.14	ND<0.13	ND<0.15	ND<0.15	ND<0.005	ND<0.3
				04/05/2025	ND<0.19	ND<0.19	ND<0.13	ND<0.19	ND<0.13	ND<0.13	ND<0.14	ND<0.13	ND<0.15	ND<0.15	ND<0.005	ND<0.3
			POET-Influent	05/15/2025	ND<0.19	ND<0.19	0.22 J	1.0 J	ND<0.13	ND<0.13	ND<0.14	ND<0.13	ND<0.15	ND<0.15	ND<0.005	ND<0.3
			POET-Midfluent	05/15/2025	ND<0.19	ND<0.19	ND<0.13	ND<0.19	ND<0.13	ND<0.13	ND<0.14	ND<0.13	ND<0.15	ND<0.15	ND<0.005	ND<0.3
			POET-Effluent	05/15/2025	ND<0.19	ND<0.19	ND<0.13	ND<0.19	ND<0.13	ND<0.13	ND<0.14	ND<0.13	ND<0.15	ND<0.15	ND<0.005	ND<0.3
			Kitchen Sink	02/06/2025	ND<0.10	ND<0.10	ND<0.10	ND<0.10	ND<0.10	ND<0.10	ND<0.20	ND<0.10	ND<0.10	ND<0.10	ND<0.0094	ND<0.12
				02/28/2025	ND<0.10	ND<0.10	ND<0.10	ND<0.10	ND<0.10	ND<0.10	ND<0.20	ND<0.10	ND<0.10	ND<0.10	ND<0.0096	ND<0.12
			Influent	03/31/2025	ND<0.19	ND<0.19	ND<0.13	ND<0.19	ND<0.13	ND<0.13	ND<0.14	ND<0.13	ND<0.15	ND<0.15	ND<0.005	ND<0.3
			Midfluent	03/31/2025	ND<0.19	ND<0.19	ND<0.13	ND<0.19	ND<0.13	ND<0.13	ND<0.14	ND<0.13	ND<0.15	ND<0.15	ND<0.005	ND<0.3
			Effluent	03/31/2025	ND<0.19	ND<0.19	ND<0.13	ND<0.19	ND<0.13	ND<0.13	ND<0.14	ND<0.13	ND<0.15	ND<0.15	ND<0.005	ND<0.3
			Pressure Tank	04/04/2025	ND<0.19	ND<0.19	ND<0.13	ND<0.19	ND<0.13	ND<0.13	ND<0.14	ND<0.13	ND<0.15	ND<0.15	ND<0.005	ND<0.3
			Bathroom Sink	04/04/2025	ND<0.19	ND<0.19	ND<0.13	ND<0.19	ND<0.13	ND<0.13	ND<0.14	ND<0.13	ND<0.15	ND<0.15	ND<0.005	0.5 J
			Influent	05/03/2025	ND<0.19	ND<0.19	ND<0.13	ND<0.19	ND<0.13	ND<0.13	ND<0.14	ND<0.13	ND<0.15	ND<0.15	ND<0.005	ND<0.3
			Midfluent	05/03/2025	ND<0.19	ND<0.19	ND<0.13	ND<0.19	ND<0.13	ND<0.13	ND<0.14	ND<0.13	ND<0.15	ND<0.15	ND<0.005	ND<0.3
			Effluent	05/03/2025	ND<0.19	ND<0.19	ND<0.13	ND<0.19	ND<0.13	ND<0.13	ND<0.14	ND<0.13	ND<0.15	ND<0.15	ND<0.005	ND<0.3
			Kitchen Sink	02/26/2025	ND<0.10	ND<0.10	ND<0.10	ND<0.10	ND<0.10	ND<0.10	ND<0.20	ND<0.10	ND<0.10	ND<0.10	ND<0.0094	ND<0.12
			Basement Bathroom /	03/19/2025	ND<0.19	ND<0.19	ND<0.13	ND<0.19	ND<0.13	ND<0.13	ND<0.14	ND<0.13	ND<0.15	ND<0.15	ND<0.005	ND<0.3
			Laundry Room Sink	04/14/2025	ND<0.19	ND<0.19	ND<0.13	ND<0.19	ND<0.13	ND<0.13	ND<0.14	ND<0.13	ND<0.15	ND<0.15	ND<0.005	ND<0.3
			Pressure Tank	02/17/2025	ND<0.10	ND<0.10	ND<0.10	ND<0.10	ND<0.10	ND<0.10	ND<0.20	ND<0.10	ND<0.10	ND<0.10	ND<0.0095	0.15 J
			Basement Sink	03/05/2025	ND<0.19	ND<0.19	ND<0.13	ND<0.19	ND<0.13	ND<0.13	ND<0.14	ND<0.13	ND<0.15	ND<0.15	ND<0.005	ND<0.3
			Downstairs Sink	03/27/2025	ND<0.19	ND<0.19	ND<0.13	ND<0.19	ND<0.13	ND<0.13	ND<0.14	ND<0.13	ND<0.15	ND<0.15	ND<0.005	ND<0.3

Table 1
Potable Well Analytical Results Summary

Redacted

Sample Address	Well Depth (feet)	Pump Depth (feet)	Sample Location	Date	Benzene (µg/L)	Toluene (µg/L)	Ethyl-benzene (µg/L)	Total Xylenes (µg/L)	MTBE (µg/L)	Isopropyl Benzene (µg/L)	Naph-thalene (µg/L)	1,2,4-Trimethyl-benzene (µg/L)	1,3,5-Trimethyl-benzene (µg/L)	1,2-Dichloro-ethane (µg/L)	1,2 Dibromo-ethane (µg/L)	Dissolved Lead (µg/L)
DEP MSCs for a Residential, Used Aquifer					**5**	**1,000**	**700**	**10,000**	**20**	**840**	**100**	**130**	**130**	**5**	**0.05**	**5**
			Influent	02/20/2025	ND<0.10	ND<0.10	ND<0.10	ND<0.10	ND<0.10	ND<0.10	ND<0.20	ND<0.10	ND<0.10	ND<0.10	ND<0.0093	0.20 J
			Influent (Carbon Filter)	04/11/2025	ND<0.19	ND<0.19	ND<0.13	ND<0.19	ND<0.13	ND<0.13	ND<0.14	ND<0.13	ND<0.15	ND<0.15	ND<0.005	ND<0.3
			Kitchen Sink (Effluent)	02/20/2025	ND<0.10	ND<0.10	ND<0.10	ND<0.10	ND<0.10	ND<0.10	ND<0.20	ND<0.10	ND<0.10	ND<0.10	ND<0.0095	ND<0.12
				03/17/2025	ND<0.19	ND<0.19	ND<0.13	ND<0.19	ND<0.13	ND<0.13	ND<0.14	ND<0.13	ND<0.15	ND<0.15	ND<0.005	ND<0.3
				04/11/2025	ND<0.19	ND<0.19	ND<0.13	ND<0.19	ND<0.13	ND<0.13	ND<0.14	ND<0.13	ND<0.15	ND<0.15	ND<0.005	ND<0.3
			POET Influent	02/11/2025	ND<0.10	ND<0.10	ND<0.10	ND<0.10	ND<0.10	ND<0.10	ND<0.20	ND<0.10	ND<0.10	ND<0.10	ND<0.0094	0.38 J
			Pressure Tank	03/15/2025	ND<0.19	ND<0.19	ND<0.13	ND<0.19	ND<0.13	ND<0.13	ND<0.14	ND<0.13	ND<0.15	ND<0.15	ND<0.005	ND<0.3
				04/17/2025	ND<0.19	ND<0.19	ND<0.13	ND<0.19	ND<0.13	ND<0.13	ND<0.14	ND<0.13	ND<0.15	ND<0.15	ND<0.005	0.5 J
			POET Influent	02/11/2025	ND<0.10	ND<0.10	ND<0.10	ND<0.10	ND<0.10	ND<0.10	ND<0.20	ND<0.10	ND<0.10	ND<0.10	ND<0.0094	1.3
			Pressure Tank	03/15/2025	ND<0.19	ND<0.19	ND<0.13	ND<0.19	ND<0.13	ND<0.13	ND<0.14	ND<0.13	ND<0.15	ND<0.15	ND<0.005	ND<0.3
				04/17/2025	ND<0.19	ND<0.19	ND<0.13	ND<0.19	ND<0.13	ND<0.13	ND<0.14	ND<0.13	ND<0.15	ND<0.15	ND<0.005	0.7 J
			POET Influent	02/11/2025	ND<0.10	ND<0.10	ND<0.10	ND<0.10	ND<0.10	ND<0.10	ND<0.20	ND<0.10	ND<0.10	ND<0.10	ND<0.0094	ND<0.12
			Top Spigot	03/15/2025	ND<0.19	ND<0.19	ND<0.13	ND<0.19	ND<0.13	ND<0.13	ND<0.14	ND<0.13	ND<0.15	ND<0.15	ND<0.005	ND<0.3
			Pressure Tank	04/17/2025	ND<0.19	ND<0.19	ND<0.13	ND<0.19	ND<0.13	ND<0.13	ND<0.14	ND<0.13	ND<0.15	ND<0.15	ND<0.005	ND<0.3
			Sink Near Kitchen	02/26/2025	ND<0.10	ND<0.10	ND<0.10	ND<0.10	ND<0.10	ND<0.10	ND<0.20	ND<0.10	ND<0.10	ND<0.10	ND<0.0094	0.24 J
			Utility Sink (Basement)	02/22/2025	ND<0.10	ND<0.10	ND<0.10	ND<0.10	ND<0.10	ND<0.10	ND<0.20	ND<0.10	ND<0.10	ND<0.10	ND<0.0094	0.13 J
			Laundry Room Sink	03/26/2025	ND<0.19	ND<0.19	ND<0.13	ND<0.19	ND<0.13	ND<0.13	ND<0.14	ND<0.13	ND<0.15	ND<0.15	ND<0.005	ND<0.3
			Laundry Sink	04/29/2025	ND<0.19	ND<0.19	ND<0.13	ND<0.19	ND<0.13	ND<0.13	ND<0.14	ND<0.13	ND<0.15	ND<0.15	ND<0.005	0.5 J
			Kitchen Sink	03/14/2025	ND<0.19	ND<0.19	ND<0.13	ND<0.19	ND<0.13	ND<0.13	ND<0.14	ND<0.13	ND<0.15	ND<0.15	ND<0.005	ND<0.3
			Kitchen Sink	02/22/2025	ND<0.10	ND<0.10	ND<0.10	ND<0.10	ND<0.10	ND<0.10	ND<0.20	ND<0.10	ND<0.10	ND<0.10	ND<0.0094	0.16 J
				03/04/2025	ND<0.19	ND<0.19	ND<0.13	ND<0.19	ND<0.13	ND<0.13	ND<0.14	ND<0.13	ND<0.15	ND<0.15	ND<0.005	ND<0.3
				04/01/2025	ND<0.19	ND<0.19	ND<0.13	ND<0.19	ND<0.13	ND<0.13	ND<0.14	ND<0.13	ND<0.15	ND<0.15	ND<0.005	ND<0.3
			Kitchen Sink (System	02/17/2025	ND<0.10	ND<0.10	ND<0.10	ND<0.10	ND<0.10	ND<0.10	ND<0.20	ND<0.10	ND<0.10	ND<0.10	ND<0.0095	ND<0.12
			Bypassed)	02/24/2025	ND<0.10	ND<0.10	ND<0.10	ND<0.10	ND<0.10	ND<0.10	ND<0.20	ND<0.10	ND<0.10	ND<0.10	ND<0.0095	0.19 J
			Outside Spigot (Influent)	03/03/2025	ND<0.19	ND<0.19	ND<0.13	ND<0.19	ND<0.13	ND<0.13	ND<0.14	ND<0.13	ND<0.15	ND<0.15	ND<0.005	0.4 J
			Pressure Tank	02/15/2025	ND<0.10	ND<0.10	ND<0.10	ND<0.10	ND<0.10	ND<0.10	ND<0.20	ND<0.10	ND<0.10	ND<0.10	ND<0.0095	ND<0.12
				03/05/2025	ND<0.19	ND<0.19	ND<0.13	ND<0.19	ND<0.13	ND<0.13	ND<0.14	ND<0.13	ND<0.15	ND<0.15	ND<0.005	ND<0.3
				04/03/2025	ND<0.19	ND<0.19	ND<0.13	ND<0.19	ND<0.13	ND<0.13	ND<0.14	ND<0.13	ND<0.15	ND<0.15	ND<0.005	ND<0.3
				03/05/2025	ND<0.19	ND<0.19	ND<0.13	ND<0.19	ND<0.13	ND<0.13	ND<0.14	ND<0.13	ND<0.15	ND<0.15	ND<0.005	ND<0.3
			Pressure Tank	02/12/2025	ND<0.10	ND<0.10	ND<0.10	ND<0.10	ND<0.10	ND<0.10	ND<0.20	ND<0.10	ND<0.10	ND<0.10	ND<0.0093	0.52
				03/26/2025	ND<0.19	ND<0.19	ND<0.13	ND<0.19	ND<0.13	ND<0.13	ND<0.14	ND<0.13	ND<0.15	ND<0.15	ND<0.005	0.5 J
				05/06/2025	ND<0.19	ND<0.19	ND<0.13	ND<0.19	ND<0.13	ND<0.13	ND<0.14	ND<0.13	ND<0.15	ND<0.15	ND<0.005	0.6 J
			Pressure Tank	02/20/2025	ND<0.10	ND<0.10	ND<0.10	ND<0.10	ND<0.10	ND<0.10	ND<0.20	ND<0.10	ND<0.10	ND<0.10	ND<0.0094	1.4
			Kitchen Sink (Effluent)	02/20/2025	ND<0.10	ND<0.10	ND<0.10	ND<0.10	ND<0.10	ND<0.10	ND<0.20	ND<0.10	ND<0.10	ND<0.10	ND<0.0094	ND<0.12
				03/18/2025	ND<0.19	ND<0.19	ND<0.13	ND<0.19	ND<0.13	ND<0.13	ND<0.14	ND<0.13	ND<0.15	ND<0.15	ND<0.005	ND<0.3
			Pre-Treatment Pressure	02/18/2025	ND<0.10	ND<0.10	ND<0.10	ND<0.10	ND<0.10	ND<0.10	ND<0.20	ND<0.10	ND<0.10	ND<0.10	ND<0.0095	1.3
			Laundry Room Sink	03/06/2025	ND<0.19	ND<0.19	ND<0.13	ND<0.19	ND<0.13	ND<0.13	ND<0.14	ND<0.13	ND<0.15	ND<0.15	ND<0.005	ND<0.3
			Kitchen Sink	04/17/2025	ND<0.19	ND<0.19	ND<0.13	ND<0.19	ND<0.13	ND<0.13	ND<0.14	ND<0.13	ND<0.15	ND<0.15	ND<0.005	ND<0.3
			Pre-Treatment Pressure	02/18/2025	ND<0.10	ND<0.10	ND<0.10	ND<0.10	ND<0.10	ND<0.10	ND<0.20	ND<0.10	ND<0.10	ND<0.10	ND<0.0095	ND<0.12
			Basement Sink	03/31/2025	ND<0.19	ND<0.19	ND<0.13	ND<0.19	ND<0.13	ND<0.13	ND<0.14	ND<0.13	ND<0.15	ND<0.15	ND<0.005	ND<0.3
			Pre-Treatment Pressure	02/13/2025	ND<0.10	ND<0.10	ND<0.10	ND<0.10	2.3	ND<0.10	ND<0.20	ND<0.10	ND<0.10	ND<0.10	ND<0.0095	ND<0.12
			Tank	02/20/2025	ND<0.10	ND<0.10	ND<0.10	ND<0.10	3.2	ND<0.10	ND<0.20	ND<0.10	ND<0.10	ND<0.10	ND<0.0094	1.2
			Sink - Post Treatment	02/20/2025	ND<0.10	ND<0.10	ND<0.10	ND<0.10	ND<0.10	ND<0.10	ND<0.20	ND<0.10	ND<0.10	ND<0.10	ND<0.0094	0.13 J
			(Non-RO Treatment) Post-Treatment - RO	02/20/2025	ND<0.10	ND<0.10	ND<0.10	0.24 J	ND<0.10	ND<0.10	ND<0.20	ND<0.10	ND<0.10	ND<0.10	ND<0.0093	ND<0.12
			POET-Influent	03/28/2025	ND<0.19	16	ND<0.13	ND<0.19	2.9	ND<0.13	ND<0.14	ND<0.13	ND<0.15	ND<0.15	ND<0.005	ND<0.3
				04/25/2025	ND<0.19	1.9	ND<0.13	ND<0.19	2.8	ND<0.13	ND<0.14	ND<0.13	ND<0.15	ND<0.15	ND<0.005	ND<0.3
				05/22/2025	ND<0.19	0.37 J	ND<0.13	ND<0.19	3.5	ND<0.13	ND<0.14	ND<0.13	ND<0.15	ND<0.15	ND<0.005	ND<0.3
			POET-Midfluent	03/28/2025	ND<0.19	ND<0.19	ND<0.13	ND<0.19	ND<0.13	ND<0.13	ND<0.14	ND<0.13	ND<0.15	ND<0.15	ND<0.005	ND<0.3
				04/25/2025	ND<0.19	ND<0.19	ND<0.13	ND<0.19	ND<0.13	ND<0.13	ND<0.14	ND<0.13	ND<0.15	ND<0.15	ND<0.005	ND<0.3
				05/22/2025	ND<0.19	ND<0.19	ND<0.13	ND<0.19	ND<0.13	ND<0.13	ND<0.14	ND<0.13	ND<0.15	ND<0.15	ND<0.005	ND<0.3
			POET-Effluent	03/28/2025	ND<0.19	ND<0.19	ND<0.13	ND<0.19	ND<0.13	ND<0.13	ND<0.14	ND<0.13	ND<0.15	ND<0.15	ND<0.005	ND<0.3
				04/25/2025	ND<0.19	ND<0.19	ND<0.13	ND<0.19	ND<0.13	ND<0.13	ND<0.14	ND<0.13	ND<0.15	ND<0.15	ND<0.005	ND<0.3
				05/22/2025	ND<0.19	ND<0.19	ND<0.13	ND<0.19	ND<0.13	ND<0.13	ND<0.14	ND<0.13	ND<0.15	ND<0.15	ND<0.005	ND<0.3
			Kitchen Sink	02/18/2025	ND<0.10	ND<0.10	ND<0.10	ND<0.10	0.40 J	ND<0.10	ND<0.20	ND<0.10	ND<0.10	ND<0.10	ND<0.0094	ND<0.12
				03/04/2025	ND<0.19	ND<0.19	ND<0.13	ND<0.19	0.39 J	ND<0.13	ND<0.14	ND<0.13	ND<0.15	ND<0.15	ND<0.005	ND<0.3
				03/25/2025	ND<0.19	ND<0.19	ND<0.13	ND<0.19	0.42 J	ND<0.13	ND<0.14	ND<0.13	ND<0.15	ND<0.15	ND<0.005	ND<0.3
				04/25/2025	ND<0.19	ND<0.19	ND<0.13	ND<0.19	0.36 J	ND<0.13	ND<0.14	ND<0.13	ND<0.15	ND<0.15	ND<0.005	ND<0.3
				05/30/2025	ND<0.19	ND<0.19	ND<0.13	ND<0.19	0.18 J	ND<0.13	ND<0.14	ND<0.13	ND<0.15	ND<0.15	ND<0.005	ND<0.3
			Pre-Treatment (Pressure	02/20/2025	ND<0.10	ND<0.10	ND<0.10	ND<0.10	0.11 J	ND<0.10	ND<0.20	ND<0.10	ND<0.10	ND<0.10	ND<0.0094	ND<0.12
			Post-Treatment (Kitchen	02/20/2025	ND<0.10	ND<0.10	ND<0.10	ND<0.10	0.10 J	ND<0.10	ND<0.20	ND<0.10	ND<0.10	ND<0.10	ND<0.0095	ND<0.12
			Pressure Tank	03/27/2025	ND<0.19	ND<0.19	ND<0.13	ND<0.19	ND<0.13	ND<0.13	ND<0.14	ND<0.13	ND<0.15	ND<0.15	ND<0.005	ND<0.3
				04/24/2025	ND<0.19	ND<0.19	ND<0.13	ND<0.19	ND<0.13	ND<0.13	ND<0.14	ND<0.13	ND<0.15	ND<0.15	ND<0.005	ND<0.3
			After Water Softener	05/29/2025	ND<0.19	ND<0.19	ND<0.13	ND<0.19	ND<0.13	ND<0.13	ND<0.14	ND<0.13	ND<0.15	ND<0.15	ND<0.005	**5.2**

Table 1
Potable Well Analytical Results Summary

Redacted

Sample Address	Well Depth (feet)	Pump Depth (feet)	Sample Location	Date	Benzene (µg/L)	Toluene (µg/L)	Ethyl-benzene (µg/L)	Total Xylenes (µg/L)	MTBE (µg/L)	Isopropyl Benzene (µg/L)	Naph-thalene (µg/L)	1,2,4-Trimethyl-benzene (µg/L)	1,3,5-Trimethyl-benzene (µg/L)	1,2-Dichloro-ethane (µg/L)	1,2 Dibromo-ethane (µg/L)	Dissolved Lead (µg/L)
DEP MSCs for a Residential, Used Aquifer					5	1,000	700	10,000	20	840	100	130	130	5	0.05	5
			Basement Bathroom	02/21/2025	ND<0.10	ND<0.10	ND<0.10	ND<0.10	ND<0.10	ND<0.10	ND<0.20	ND<0.10	ND<0.10	ND<0.10	ND<0.0094	ND<0.12
			Influent (Pressure Tank)	03/24/2025	ND<0.19	ND<0.19	ND<0.13	ND<0.19	ND<0.13	ND<0.13	ND<0.14	ND<0.13	ND<0.15	ND<0.15	ND<0.005	0.9 J
			Effluent (Basement	03/24/2025	ND<0.19	ND<0.19	ND<0.13	ND<0.19	ND<0.13	ND<0.13	ND<0.14	ND<0.13	ND<0.15	ND<0.15	ND<0.005	ND<0.3
			Outside Spigot	02/13/2025	ND<0.10	ND<0.10	ND<0.10	ND<0.10	ND<0.10	ND<0.10	ND<0.20	ND<0.10	ND<0.10	ND<0.10	ND<0.0094	ND<0.12
			Kitchen Sink	03/03/2025	ND<0.19	ND<0.19	ND<0.13	ND<0.19	ND<0.13	ND<0.13	ND<0.14	ND<0.13	ND<0.15	ND<0.15	ND<0.005	ND<0.3
				03/29/2025	ND<0.19	ND<0.19	ND<0.13	ND<0.19	ND<0.13	ND<0.13	ND<0.14	ND<0.13	ND<0.15	ND<0.15	ND<0.005	0.5 J
			POET - Influent	04/26/2025	ND<0.19	ND<0.19	ND<0.13	ND<0.19	ND<0.13	ND<0.13	ND<0.14	ND<0.13	ND<0.15	ND<0.15	ND<0.005	ND<0.3
			POET - Midfluent	04/26/2025	ND<0.19	ND<0.19	ND<0.13	ND<0.19	ND<0.13	ND<0.13	ND<0.14	ND<0.13	ND<0.15	ND<0.15	ND<0.005	ND<0.3
			POET - Effluent	04/26/2025	ND<0.19	ND<0.19	ND<0.13	ND<0.19	ND<0.13	ND<0.13	ND<0.14	ND<0.13	ND<0.15	ND<0.15	ND<0.005	ND<0.3
			Kitchen Sink	04/11/2025	ND<0.19	ND<0.19	ND<0.13	ND<0.19	ND<0.13	ND<0.13	ND<0.14	ND<0.13	ND<0.15	ND<0.15	ND<0.005	ND<0.3
				05/28/2025	ND<0.19	ND<0.19	ND<0.13	ND<0.19	ND<0.13	ND<0.13	ND<0.14	ND<0.13	ND<0.15	ND<0.15	ND<0.005	ND<0.3
			Pressure Tank	02/13/2025	ND<0.10	ND<0.10	ND<0.10	ND<0.10	ND<0.10	ND<0.10	ND<0.20	ND<0.10	ND<0.10	ND<0.10	ND<0.0094	ND<0.12
				03/07/2025	ND<0.19	ND<0.19	ND<0.13	ND<0.19	ND<0.13	ND<0.13	ND<0.14	ND<0.13	ND<0.15	ND<0.15	ND<0.005	ND<0.3
			Spigot	04/04/2025	ND<0.19	ND<0.19	ND<0.13	ND<0.19	ND<0.13	ND<0.13	ND<0.14	ND<0.13	ND<0.15	ND<0.15	ND<0.005	ND<0.3
			First Floor Kitchen Sink (Effluent)	03/07/2025	ND<0.19	ND<0.19	ND<0.13	ND<0.19	ND<0.13	ND<0.13	ND<0.14	ND<0.13	ND<0.15	ND<0.15	ND<0.005	ND<0.3
				04/04/2025	ND<0.19	ND<0.19	ND<0.13	ND<0.19	ND<0.13	ND<0.13	ND<0.14	ND<0.13	ND<0.15	ND<0.15	ND<0.005	ND<0.3
			POET - Influent	06/06/2025	ND<0.19	ND<0.19	ND<0.13	ND<0.19	ND<0.13	ND<0.13	ND<0.14	ND<0.13	ND<0.15	ND<0.15	ND<0.005	ND<0.3
			POET - Midfluent	06/06/2025	ND<0.19	ND<0.19	ND<0.13	ND<0.19	ND<0.13	ND<0.13	ND<0.14	ND<0.13	ND<0.15	ND<0.15	ND<0.005	ND<0.3
			POET - Effluent	06/06/2025	ND<0.19	ND<0.19	ND<0.13	ND<0.19	ND<0.13	ND<0.13	ND<0.14	ND<0.13	ND<0.15	ND<0.15	ND<0.005	ND<0.3
			Outside Spigot (South Side of House)	02/14/2025	ND<0.10	ND<0.10	ND<0.10	ND<0.10	ND<0.10	ND<0.10	ND<0.20	ND<0.10	ND<0.10	ND<0.10	ND<0.0094	ND<0.12
			Outside Spigot	03/28/2025	ND<0.19	ND<0.19	ND<0.13	ND<0.19	ND<0.13	0.3 J	ND<0.14	ND<0.13	ND<0.15	ND<0.15	ND<0.005	ND<0.3
			POET-Influent	05/13/2025	ND<0.19	ND<0.19	ND<0.13	ND<0.19	ND<0.13	ND<0.13	ND<0.14	ND<0.13	ND<0.15	ND<0.15	ND<0.005	ND<0.3
			POET-Midfluent	05/13/2025	ND<0.19	ND<0.19	ND<0.13	ND<0.19	ND<0.13	ND<0.13	ND<0.14	ND<0.13	ND<0.15	ND<0.15	ND<0.005	ND<0.3
			POET-Effluent	05/13/2025	ND<0.19	ND<0.19	ND<0.13	ND<0.19	ND<0.13	ND<0.13	ND<0.14	ND<0.13	ND<0.15	ND<0.15	ND<0.005	ND<0.3
			Kitchen Sink	02/27/2025	ND<0.10	ND<0.10	ND<0.10	ND<0.10	ND<0.10	ND<0.10	ND<0.20	ND<0.10	ND<0.10	ND<0.10	ND<0.0095	1.8
				03/04/2025	ND<0.19	ND<0.19	ND<0.13	ND<0.19	ND<0.13	ND<0.13	ND<0.14	ND<0.13	ND<0.15	ND<0.15	ND<0.005	1.9
				03/25/2025	ND<0.19	ND<0.19	ND<0.13	ND<0.19	ND<0.13	ND<0.13	ND<0.14	ND<0.13	ND<0.15	ND<0.15	ND<0.005	1.9
			POET-Influent	05/06/2025	ND<0.19	ND<0.19	ND<0.13	ND<0.19	ND<0.13	ND<0.13	ND<0.14	ND<0.13	ND<0.15	ND<0.15	ND<0.005	1.7
				07/10/2025	ND<0.19	ND<0.19	ND<0.13	ND<0.19	ND<0.13	ND<0.13	ND<0.14	ND<0.13	ND<0.15	ND<0.15	ND<0.005	1.9
				10/15/2025	ND<0.19	ND<0.19	ND<0.13	ND<0.19	ND<0.13	ND<0.13	ND<0.14	ND<0.13	ND<0.15	ND<0.15	ND<0.005	1.3
				02/04/2026	ND<0.19	ND<0.19	ND<0.13	ND<0.19	ND<0.13	ND<0.13	ND<0.14	ND<0.13	ND<0.15	ND<0.15	ND<0.005	1.5
				04/22/2026	ND<0.21	ND<0.28	ND<0.21	ND<0.50	ND<0.12	ND<0.19	ND<0.23	ND<0.21	ND<0.20	ND<0.18	ND<0.005	1.9
				07/22/2026	ND<0.21	ND<0.28	ND<0.21	ND<0.50	ND<0.12	ND<0.19	ND<0.23	ND<0.21	ND<0.20	ND<0.18	ND<0.005	2.4
			POET-Midfluent	05/06/2025	ND<0.19	ND<0.19	ND<0.13	ND<0.19	ND<0.13	ND<0.13	ND<0.14	ND<0.13	ND<0.15	ND<0.15	ND<0.005	ND<0.3
				07/10/2025	ND<0.19	ND<0.19	ND<0.13	ND<0.19	ND<0.13	ND<0.13	ND<0.14	ND<0.13	ND<0.15	ND<0.15	ND<0.005	ND<0.3
				10/15/2025	ND<0.19	ND<0.19	ND<0.13	ND<0.19	ND<0.13	ND<0.13	ND<0.14	ND<0.13	ND<0.15	ND<0.15	ND<0.005	ND<0.3
				02/04/2026	ND<0.19	ND<0.19	ND<0.13	ND<0.19	ND<0.13	ND<0.13	ND<0.14	ND<0.13	ND<0.15	ND<0.15	ND<0.005	ND<0.3
				04/22/2026	ND<0.21	ND<0.28	ND<0.21	ND<0.50	ND<0.12	ND<0.19	ND<0.23	ND<0.21	ND<0.20	ND<0.18	ND<0.005	ND<0.3
				07/22/2026	ND<0.21	ND<0.28	ND<0.21	ND<0.50	ND<0.12	ND<0.19	ND<0.23	ND<0.21	ND<0.20	ND<0.18	ND<0.005	1.3
			POET-Effluent	05/06/2025	ND<0.19	ND<0.19	ND<0.13	ND<0.19	ND<0.13	ND<0.13	ND<0.14	ND<0.13	ND<0.15	ND<0.15	ND<0.005	ND<0.3
				07/10/2025	ND<0.19	ND<0.19	ND<0.13	ND<0.19	ND<0.13	ND<0.13	ND<0.14	ND<0.13	ND<0.15	ND<0.15	ND<0.005	ND<0.3
				10/15/2025	ND<0.19	ND<0.19	ND<0.13	ND<0.19	ND<0.13	ND<0.13	ND<0.14	ND<0.13	ND<0.15	ND<0.15	ND<0.005	ND<0.3
				02/04/2026	ND<0.19	ND<0.19	ND<0.13	ND<0.19	ND<0.13	ND<0.13	ND<0.14	ND<0.13	ND<0.15	ND<0.15	ND<0.005	ND<0.3
				04/22/2026	ND<0.21	ND<0.28	ND<0.21	ND<0.50	ND<0.12	ND<0.19	ND<0.23	ND<0.21	ND<0.20	ND<0.18	ND<0.005	ND<0.3
				07/22/2026	ND<0.21	ND<0.28	ND<0.21	ND<0.50	ND<0.12	ND<0.19	ND<0.23	ND<0.21	ND<0.20	ND<0.18	ND<0.005	ND<0.3
			Spigot Near Blue	02/28/2025	ND<0.10	ND<0.10	ND<0.10	ND<0.10	ND<0.10	ND<0.10	ND<0.20	ND<0.10	ND<0.10	ND<0.10	ND<0.0096	1.6
			POET-Influent	03/21/2025	ND<0.19	ND<0.19	ND<0.13	ND<0.19	ND<0.13	ND<0.13	ND<0.14	ND<0.13	ND<0.15	ND<0.15	ND<0.005	ND<0.3
				05/22/2025	ND<0.19	ND<0.19	ND<0.13	ND<0.19	ND<0.13	ND<0.13	ND<0.14	ND<0.13	ND<0.15	ND<0.15	ND<0.005	ND<0.3
				08/19/2025	ND<0.19	ND<0.19	ND<0.13	ND<0.19	ND<0.13	ND<0.13	ND<0.14	ND<0.13	ND<0.15	ND<0.15	ND<0.005	ND<0.3
				11/20/2025	ND<0.19	ND<0.19	ND<0.13	ND<0.19	ND<0.13	ND<0.13	ND<0.14	ND<0.13	ND<0.15	ND<0.15	ND<0.005	ND<0.3
				02/17/2026	ND<0.19	ND<0.19	ND<0.13	ND<0.19	ND<0.13	ND<0.13	ND<0.14	ND<0.13	ND<0.15	ND<0.15	ND<0.005	ND<0.3
				05/22/2026	ND<0.21	ND<0.28	ND<0.21	ND<0.50	ND<0.12	ND<0.19	ND<0.23	ND<0.21	ND<0.20	ND<0.18	ND<0.005	ND<0.3
				08/21/2026	ND<0.21	ND<0.28	ND<0.21	ND<0.50	ND<0.12	ND<0.19	ND<0.23	ND<0.21	ND<0.20	ND<0.18	ND<0.005	ND<0.3
			POET-Midfluent	03/21/2025	ND<0.19	ND<0.19	ND<0.13	ND<0.19	ND<0.13	ND<0.13	ND<0.14	ND<0.13	ND<0.15	ND<0.15	ND<0.005	0.4 J
				05/22/2025	ND<0.19	ND<0.19	ND<0.13	ND<0.19	ND<0.13	ND<0.13	ND<0.14	ND<0.13	ND<0.15	ND<0.15	ND<0.005	ND<0.3
				08/19/2025	ND<0.19	ND<0.19	ND<0.13	ND<0.19	ND<0.13	ND<0.13	ND<0.14	ND<0.13	ND<0.15	ND<0.15	ND<0.005	ND<0.3
				11/20/2025	ND<0.19	ND<0.19	ND<0.13	ND<0.19	ND<0.13	ND<0.13	ND<0.14	ND<0.13	ND<0.15	ND<0.15	ND<0.005	ND<0.3
				02/17/2026	ND<0.19	ND<0.19	ND<0.13	ND<0.19	ND<0.13	ND<0.13	ND<0.14	ND<0.13	ND<0.15	ND<0.15	ND<0.005	ND<0.3
				05/22/2026	ND<0.21	ND<0.28	ND<0.21	ND<0.50	ND<0.12	ND<0.19	ND<0.23	ND<0.21	ND<0.20	ND<0.18	ND<0.005	ND<0.3
				08/21/2026	ND<0.21	ND<0.28	ND<0.21	ND<0.50	ND<0.12	ND<0.19	ND<0.23	ND<0.21	ND<0.20	ND<0.18	ND<0.005	ND<0.3
			POET-Effluent	03/21/2025	ND<0.19	ND<0.19	ND<0.13	ND<0.19	ND<0.13	ND<0.13	ND<0.14	ND<0.13	ND<0.15	ND<0.15	ND<0.005	ND<0.3
				05/22/2025	ND<0.19	ND<0.19	ND<0.13	ND<0.19	ND<0.13	ND<0.13	ND<0.14	ND<0.13	ND<0.15	ND<0.15	ND<0.005	ND<0.3
				08/19/2025	ND<0.19	ND<0.19	ND<0.13	ND<0.19	ND<0.13	ND<0.13	ND<0.14	ND<0.13	ND<0.15	ND<0.15	ND<0.005	ND<0.3
				11/20/2025	ND<0.19	ND<0.19	ND<0.13	ND<0.19	ND<0.13	ND<0.13	ND<0.14	ND<0.13	ND<0.15	ND<0.15	ND<0.005	ND<0.3
				02/17/2026	ND<0.19	ND<0.19	ND<0.13	ND<0.19	ND<0.13	ND<0.13	ND<0.14	ND<0.13	ND<0.15	ND<0.15	ND<0.005	ND<0.3
				05/22/2026	ND<0.21	ND<0.28	ND<0.21	ND<0.50	ND<0.12	ND<0.19	ND<0.23	ND<0.21	ND<0.20	ND<0.18	ND<0.005	ND<0.3
				08/21/2026	ND<0.21	ND<0.28	ND<0.21	ND<0.50	ND<0.12	ND<0.19	ND<0.23	ND<0.21	ND<0.20	ND<0.18	ND<0.005	ND<0.3

Table 1
Potable Well Analytical Results Summary

Sample Address	Well Depth (feet)	Pump Depth (feet)	Sample Location	Date	Benzene (µg/L)	Toluene (µg/L)	Ethyl-benzene (µg/L)	Total Xylenes (µg/L)	MTBE (µg/L)	Isopropyl Benzene (µg/L)	Naph-thalene (µg/L)	1,2,4-Trimethyl-benzene (µg/L)	1,3,5-Trimethyl-benzene (µg/L)	1,2-Dichloro-ethane (µg/L)	1,2 Dibromo-ethane (µg/L)	Dissolved Lead (µg/L)
DEP MSCs for a Residential, Used Aquifer					5	1,000	700	10,000	20	840	100	130	130	5	0.05	5
Redacted			Kitchen Sink	02/12/2025	ND<0.10	ND<0.10	ND<0.10	ND<0.10	ND<0.10	ND<0.10	ND<0.20	ND<0.10	ND<0.10	ND<0.10	ND<0.0093	ND<0.12
				03/06/2025	ND<0.19	ND<0.19	ND<0.13	ND<0.19	ND<0.13	ND<0.13	ND<0.014	ND<0.13	ND<0.15	ND<0.15	ND<0.005	ND<0.3
			POET-Influent	03/22/2025	ND<0.19	ND<0.19	ND<0.13	ND<0.19	ND<0.13	ND<0.13	ND<0.14	ND<0.13	ND<0.15	ND<0.15	ND<0.005	2.5
				06/04/2025	ND<0.19	ND<0.19	ND<0.13	ND<0.19	ND<0.13	ND<0.13	ND<0.14	ND<0.13	ND<0.15	ND<0.15	ND<0.005	0.9 J
				08/29/2025	ND<0.19	ND<0.19	ND<0.13	ND<0.19	ND<0.13	ND<0.13	ND<0.14	ND<0.13	ND<0.15	ND<0.15	ND<0.005	1.2
				12/04/2025	ND<0.19	ND<0.19	ND<0.13	ND<0.19	ND<0.13	ND<0.13	ND<0.14	ND<0.13	ND<0.15	ND<0.15	ND<0.005	1.2
				03/05/2026	ND<0.21	ND<0.28	ND<0.21	ND<0.50	ND<0.12	ND<0.19	ND<0.23	ND<0.21	ND<0.20	ND<0.18	ND<0.005	1.1
				06/15/2026	ND<0.21	ND<0.28	ND<0.21	ND<0.50	ND<0.12	ND<0.19	ND<0.23	ND<0.21	ND<0.20	ND<0.18	ND<0.005	0.9 J
			POET-Midfluent	03/22/2025	ND<0.19	ND<0.19	ND<0.13	ND<0.19	ND<0.13	ND<0.13	ND<0.14	ND<0.13	ND<0.15	ND<0.15	ND<0.005	ND<0.3
				06/04/2025	ND<0.19	ND<0.19	ND<0.13	ND<0.19	ND<0.13	ND<0.13	ND<0.14	ND<0.13	ND<0.15	ND<0.15	ND<0.005	ND<0.3
				08/29/2025	ND<0.19	ND<0.19	ND<0.13	ND<0.19	ND<0.13	ND<0.13	ND<0.14	ND<0.13	ND<0.15	ND<0.15	ND<0.005	ND<0.3
				12/04/2025	ND<0.19	ND<0.19	ND<0.13	ND<0.19	ND<0.13	ND<0.13	ND<0.14	ND<0.13	ND<0.15	ND<0.15	ND<0.005	ND<0.3
				03/05/2026	ND<0.21	ND<0.28	ND<0.21	ND<0.50	ND<0.12	ND<0.19	ND<0.23	ND<0.21	ND<0.20	ND<0.18	ND<0.005	ND<0.3
				06/15/2026	ND<0.21	ND<0.28	ND<0.21	ND<0.50	ND<0.12	ND<0.19	ND<0.23	ND<0.21	ND<0.20	ND<0.18	ND<0.005	ND<0.3
			POET-Effluent	03/22/2025	ND<0.19	ND<0.19	ND<0.13	ND<0.19	ND<0.13	ND<0.13	ND<0.14	ND<0.13	ND<0.15	ND<0.15	ND<0.005	ND<0.3
				06/04/2025	ND<0.19	ND<0.19	ND<0.13	ND<0.19	ND<0.13	ND<0.13	ND<0.14	ND<0.13	ND<0.15	ND<0.15	ND<0.005	ND<0.3
				08/29/2025	ND<0.19	ND<0.19	ND<0.13	ND<0.19	ND<0.13	ND<0.13	ND<0.14	ND<0.13	ND<0.15	ND<0.15	ND<0.005	ND<0.3
				12/04/2025	ND<0.19	ND<0.19	ND<0.13	ND<0.19	ND<0.13	ND<0.13	ND<0.14	ND<0.13	ND<0.15	ND<0.15	ND<0.005	ND<0.3
				03/05/2026	ND<0.21	ND<0.28	ND<0.21	ND<0.50	ND<0.12	ND<0.19	ND<0.23	ND<0.21	ND<0.20	ND<0.18	ND<0.005	ND<0.3
				06/15/2026	ND<0.21	ND<0.28	ND<0.21	ND<0.50	ND<0.12	ND<0.19	ND<0.23	ND<0.21	ND<0.20	ND<0.18	ND<0.005	ND<0.3
			Pre-Treatment Pressure Tank	02/19/2025	ND<0.10	ND<0.10	ND<0.10	ND<0.10	ND<0.10	ND<0.10	ND<0.20	ND<0.10	ND<0.10	ND<0.10	ND<0.0095	ND<0.12
				03/05/2025	ND<0.19	ND<0.19	ND<0.13	ND<0.19	ND<0.13	ND<0.13	0.34 J	ND<0.13	ND<0.15	ND<0.15	ND<0.005	ND<0.3
			Kitchen Sink	03/05/2025	ND<0.19	ND<0.19	ND<0.13	ND<0.19	ND<0.13	ND<0.13	ND<0.14	ND<0.13	ND<0.15	ND<0.15	ND<0.005	ND<0.3
			POET-Influent	04/04/2025	ND<0.19	ND<0.19	ND<0.13	ND<0.19	ND<0.13	ND<0.13	ND<0.14	ND<0.13	ND<0.15	ND<0.15	ND<0.005	ND<0.3
				05/06/2025	ND<0.19	ND<0.19	ND<0.13	ND<0.19	ND<0.13	ND<0.13	ND<0.14	ND<0.13	ND<0.15	ND<0.15	ND<0.005	ND<0.3
			POET-Midfluent	04/04/2025	ND<0.19	ND<0.19	ND<0.13	ND<0.19	ND<0.13	ND<0.13	ND<0.14	ND<0.13	ND<0.15	ND<0.15	ND<0.005	ND<0.3
				05/06/2025	ND<0.19	ND<0.19	ND<0.13	ND<0.19	ND<0.13	ND<0.13	ND<0.14	ND<0.13	ND<0.15	ND<0.15	ND<0.005	ND<0.3
			POET-Effluent	04/04/2025	ND<0.19	ND<0.19	ND<0.13	ND<0.19	ND<0.13	ND<0.13	ND<0.14	ND<0.13	ND<0.15	ND<0.15	ND<0.005	ND<0.3
				05/06/2025	ND<0.19	ND<0.19	ND<0.13	ND<0.19	ND<0.13	ND<0.13	ND<0.14	ND<0.13	ND<0.15	ND<0.15	ND<0.005	ND<0.3
			Kitchen Sink (First Floor)	02/20/2025	ND<0.10	ND<0.10	ND<0.10	ND<0.10	ND<0.10	ND<0.10	ND<0.20	ND<0.10	ND<0.10	ND<0.10	ND<0.0095	ND<0.12
			Kitchen Sink	02/13/2025	ND<0.10	ND<0.10	ND<0.10	ND<0.10	ND<0.10	ND<0.10	ND<0.20	ND<0.10	ND<0.10	ND<0.10	ND<0.0094	ND<0.12
			Kitchen Sink	02/13/2025	ND<0.10	ND<0.10	ND<0.10	ND<0.10	ND<0.10	ND<0.10	ND<0.20	ND<0.10	ND<0.10	ND<0.10	ND<0.0094	ND<0.12
				03/04/2025	ND<0.19	ND<0.19	ND<0.13	ND<0.19	ND<0.13	ND<0.13	ND<0.14	ND<0.13	ND<0.15	ND<0.15	ND<0.005	ND<0.3
				03/20/2025	ND<0.19	ND<0.19	ND<0.13	ND<0.19	ND<0.13	ND<0.13	ND<0.14	ND<0.13	ND<0.15	ND<0.15	ND<0.005	ND<0.3
				04/22/2025	ND<0.19	ND<0.19	ND<0.13	ND<0.19	ND<0.13	ND<0.13	ND<0.14	ND<0.13	ND<0.15	ND<0.15	ND<0.005	ND<0.3
			Spigot Pressure Tank	02/17/2025	ND<0.10	ND<0.10	ND<0.10	ND<0.10	ND<0.10	ND<0.10	ND<0.20	ND<0.10	ND<0.10	ND<0.10	ND<0.0095	1.7
				02/21/2025	ND<0.10	ND<0.10	ND<0.10	ND<0.10	ND<0.10	ND<0.10	ND<0.20	ND<0.10	ND<0.10	ND<0.10	ND<0.0095	0.16 J
			Kitchen Sink	02/18/2025	ND<0.10	ND<0.10	ND<0.10	ND<0.10	ND<0.10	ND<0.10	ND<0.20	ND<0.10	ND<0.10	ND<0.10	ND<0.0094	ND<0.12
			Pressure Tank (Influent)	03/15/2025	ND<0.19	ND<0.19	ND<0.13	ND<0.19	ND<0.13	ND<0.13	ND<0.14	ND<0.13	ND<0.15	ND<0.15	ND<0.005	1.6
				04/04/2025	ND<0.19	ND<0.19	ND<0.13	ND<0.19	ND<0.13	ND<0.13	ND<0.14	ND<0.13	ND<0.15	ND<0.15	ND<0.005	1.1
			Basement Spigot (Effluent)	03/15/2025	ND<0.19	ND<0.19	ND<0.13	ND<0.19	ND<0.13	ND<0.13	ND<0.14	ND<0.13	ND<0.15	ND<0.15	ND<0.005	1.2
				04/04/2025	ND<0.19	ND<0.19	ND<0.13	ND<0.19	ND<0.13	ND<0.13	ND<0.14	ND<0.13	ND<0.15	ND<0.15	ND<0.005	0.4 J
			Pressure Tank	02/17/2025	ND<0.10	ND<0.10	ND<0.10	ND<0.10	ND<0.10	ND<0.10	ND<0.20	ND<0.10	ND<0.10	ND<0.10	ND<0.0095	1.2
			Kitchen Sink	03/27/2025	ND<0.19	ND<0.19	ND<0.13	ND<0.19	ND<0.13	ND<0.13	ND<0.14	ND<0.13	ND<0.15	ND<0.15	ND<0.005	ND<0.3
				04/23/2025	ND<0.19	ND<0.19	ND<0.13	ND<0.19	ND<0.13	ND<0.13	ND<0.14	ND<0.13	ND<0.15	ND<0.15	ND<0.005	ND<0.3
			Kitchen Sink	02/18/2025	ND<0.10	ND<0.10	ND<0.10	ND<0.10	ND<0.10	ND<0.10	ND<0.20	ND<0.10	ND<0.10	ND<0.10	ND<0.0095	ND<0.12
				03/24/2025	ND<0.19	ND<0.19	ND<0.13	ND<0.19	ND<0.13	ND<0.13	ND<0.14	ND<0.13	ND<0.15	ND<0.15	ND<0.005	ND<0.3
			Pressure Tank	02/17/2025	ND<0.10	ND<0.10	ND<0.10	ND<0.10	ND<0.10	ND<0.10	ND<0.20	ND<0.10	ND<0.10	ND<0.10	ND<0.0095	ND<0.12
				04/15/2025	ND<0.19	ND<0.19	ND<0.13	ND<0.19	ND<0.13	ND<0.13	ND<0.14	ND<0.13	ND<0.15	ND<0.15	ND<0.005	ND<0.3
			Basement Kitchen Sink	03/18/2025	ND<0.19	ND<0.19	ND<0.13	ND<0.19	ND<0.13	ND<0.13	ND<0.14	ND<0.13	ND<0.15	ND<0.15	ND<0.005	ND<0.3
			Pressure Tank (Influent)	02/21/2025	ND<0.10	ND<0.10	ND<0.10	ND<0.10	ND<0.10	ND<0.10	ND<0.20	ND<0.10	ND<0.10	ND<0.10	ND<0.0094	1.8
			Basement Bathroom	02/21/2025	ND<0.10	ND<0.10	ND<0.10	ND<0.10	ND<0.10	ND<0.10	ND<0.20	ND<0.10	ND<0.10	ND<0.10	ND<0.0095	ND<0.12
			Kitchen Sink	04/02/2025	ND<0.19	ND<0.19	ND<0.13	ND<0.19	ND<0.13	ND<0.13	ND<0.14	ND<0.13	ND<0.15	ND<0.15	ND<0.005	ND<0.3
			Pressure Tank (Influent)	02/27/2025	ND<0.10	ND<0.10	ND<0.10	ND<0.10	ND<0.10	ND<0.10	ND<0.20	ND<0.10	ND<0.10	ND<0.10	ND<0.0094	1.5
				03/24/2025	ND<0.19	ND<0.19	ND<0.13	ND<0.19	ND<0.13	ND<0.13	ND<0.14	ND<0.13	ND<0.15	ND<0.15	ND<0.005	0.3 J
			Kitchen Sink (Effluent)	02/27/2025	ND<0.10	ND<0.10	ND<0.10	ND<0.10	ND<0.10	ND<0.10	ND<0.20	ND<0.10	ND<0.10	ND<0.10	ND<0.0094	ND<0.12
				03/24/2025	ND<0.19	ND<0.19	ND<0.13	ND<0.19	ND<0.13	ND<0.13	ND<0.14	ND<0.13	ND<0.15	ND<0.15	ND<0.005	ND<0.3
			Pre-Treatment	02/19/2025	ND<0.10	ND<0.10	ND<0.10	ND<0.10	ND<0.10	ND<0.10	ND<0.20	ND<0.10	ND<0.10	ND<0.10	ND<0.0094	ND<0.12
			Spigot Near Supply Tank	03/11/2025	ND<0.19	ND<0.19	ND<0.13	ND<0.19	ND<0.13	ND<0.13	ND<0.14	ND<0.13	ND<0.15	ND<0.15	ND<0.005	ND<0.3
			Pressure Tank (Influent)	04/14/2025	ND<0.19	ND<0.19	ND<0.13	ND<0.19	ND<0.13	ND<0.13	ND<0.14	ND<0.13	ND<0.15	ND<0.15	ND<0.005	ND<0.3
			Bathroom Sink (Effluent)	03/11/2025	ND<0.19	ND<0.19	ND<0.13	ND<0.19	ND<0.13	ND<0.13	ND<0.14	ND<0.13	ND<0.15	ND<0.15	ND<0.005	ND<0.3
				04/14/2025	ND<0.19	ND<0.19	ND<0.13	ND<0.19	ND<0.13	ND<0.13	ND<0.14	ND<0.13	ND<0.15	ND<0.15	ND<0.005	ND<0.3
			Bathroom Sink (Basement)	02/22/2025	ND<0.10	ND<0.10	ND<0.10	ND<0.10	ND<0.10	ND<0.10	ND<0.20	ND<0.10	ND<0.10	ND<0.10	ND<0.0094	ND<0.12
				04/01/2025	ND<0.19	ND<0.19	ND<0.13	ND<0.19	ND<0.13	ND<0.13	ND<0.14	ND<0.13	ND<0.15	ND<0.15	ND<0.005	ND<0.3
			Pre-Treatment	02/15/2025	ND<0.10	ND<0.10	ND<0.10	ND<0.10	ND<0.10	ND<0.10	ND<0.20	ND<0.10	ND<0.10	ND<0.10	ND<0.0094	0.12 J

Table 1
Potable Well Analytical Results Summary

Redacted

Sample Address	Well Depth (feet)	Pump Depth (feet)	Sample Location	Date	Benzene (µg/L)	Toluene (µg/L)	Ethyl-benzene (µg/L)	Total Xylenes (µg/L)	MTBE (µg/L)	Isopropyl Benzene (µg/L)	Naph-thalene (µg/L)	1,2,4-Trimethyl-benzene (µg/L)	1,3,5-Trimethyl-benzene (µg/L)	1,2-Dichloro-ethane (µg/L)	1,2 Dibromo-ethane (µg/L)	Dissolved Lead (µg/L)
DEP MSCs for a Residential, Used Aquifer					5	1,000	700	10,000	20	840	100	130	130	5	0.05	5
			Kitchen Sink	03/14/2025	ND<0.19	ND<0.19	ND<0.13	ND<0.19	ND<0.13	ND<0.13	ND<0.14	ND<0.13	ND<0.15	ND<0.15	ND<0.005	ND<0.3
			Pressure Tank (Influent)	04/17/2025	ND<0.19	ND<0.19	ND<0.13	ND<0.19	ND<0.13	ND<0.13	ND<0.14	ND<0.13	ND<0.15	ND<0.15	ND<0.005	0.9 J
			Midfluent	04/17/2025	ND<0.19	ND<0.19	ND<0.13	ND<0.19	ND<0.13	ND<0.13	ND<0.14	ND<0.13	ND<0.15	ND<0.15	ND<0.005	ND<0.3
			Basement Sink (Effluent)	04/17/2025	ND<0.19	ND<0.19	ND<0.13	ND<0.19	ND<0.13	ND<0.13	ND<0.14	ND<0.13	ND<0.15	ND<0.15	ND<0.005	ND<0.3
			Kitchen Sink Island	02/26/2025	ND<0.10	ND<0.10	ND<0.10	ND<0.10	ND<0.10	ND<0.10	ND<0.20	ND<0.10	ND<0.10	ND<0.10	ND<0.0094	ND<0.12
				03/19/2025	ND<0.19	ND<0.19	ND<0.13	ND<0.19	ND<0.13	ND<0.13	ND<0.14	ND<0.13	ND<0.15	ND<0.15	ND<0.005	ND<0.3
				04/16/2025	ND<0.19	ND<0.19	ND<0.13	ND<0.19	ND<0.13	ND<0.13	ND<0.14	ND<0.13	ND<0.15	ND<0.15	ND<0.005	ND<0.3
			Outside Spigot	02/17/2025	ND<0.10	ND<0.10	ND<0.10	ND<0.10	ND<0.10	ND<0.10	ND<0.20	ND<0.10	ND<0.10	ND<0.10	ND<0.0096	ND<0.12
				03/14/2025	ND<0.19	ND<0.19	ND<0.13	ND<0.19	ND<0.13	ND<0.13	ND<0.14	ND<0.13	ND<0.15	ND<0.15	ND<0.005	ND<0.3
				04/24/2025	ND<0.19	ND<0.19	ND<0.13	ND<0.19	ND<0.13	ND<0.13	ND<0.14	ND<0.13	ND<0.15	ND<0.15	ND<0.005	ND<0.3
			Kitchen Sink	02/17/2025	ND<0.10	ND<0.10	ND<0.10	ND<0.10	ND<0.10	ND<0.10	ND<0.20	ND<0.10	ND<0.10	ND<0.10	ND<0.0094	0.12 J
			Bladder Tank	03/05/2025	ND<0.19	ND<0.19	ND<0.13	ND<0.19	ND<0.13	ND<0.13	ND<0.14	ND<0.13	ND<0.15	ND<0.15	ND<0.005	1.7
				04/03/2025	ND<0.19	ND<0.19	ND<0.13	ND<0.19	ND<0.13	ND<0.13	ND<0.14	ND<0.13	ND<0.15	ND<0.15	ND<0.005	2.2
				05/03/2025	ND<0.19	ND<0.19	ND<0.13	ND<0.19	ND<0.13	ND<0.13	ND<0.14	ND<0.13	ND<0.15	ND<0.15	ND<0.005	2.7
				06/02/2025	ND<0.19	ND<0.19	ND<0.13	ND<0.19	ND<0.13	ND<0.13	ND<0.14	ND<0.13	ND<0.15	ND<0.15	ND<0.005	**6.6**
			Refrigerator	04/03/2025	ND<0.19	ND<0.19	ND<0.13	ND<0.19	ND<0.13	ND<0.13	ND<0.14	ND<0.13	ND<0.15	ND<0.15	ND<0.005	ND<0.3
				05/03/2025	ND<0.19	ND<0.19	ND<0.13	ND<0.19	ND<0.13	ND<0.13	ND<0.14	ND<0.13	ND<0.15	ND<0.15	ND<0.005	ND<0.3
				06/02/2025	ND<0.19	ND<0.19	ND<0.13	ND<0.19	ND<0.13	ND<0.13	ND<0.14	ND<0.13	ND<0.15	ND<0.15	ND<0.005	ND<0.3
			Filtered Drinking Water Kitchen Sink	02/28/2025	ND<0.10	ND<0.10	ND<0.10	ND<0.10	ND<0.10	ND<0.10	ND<0.20	ND<0.10	ND<0.10	ND<0.10	ND<0.0094	ND<0.12
				02/28/2025	ND<0.10	ND<0.10	ND<0.10	ND<0.10	ND<0.10	ND<0.10	ND<0.20	ND<0.10	ND<0.10	ND<0.10	ND<0.0094	ND<0.12
				03/21/2025	ND<0.19	ND<0.19	ND<0.13	ND<0.19	ND<0.13	ND<0.13	ND<0.14	ND<0.13	ND<0.15	ND<0.15	ND<0.005	ND<0.3
				04/21/2025	ND<0.19	ND<0.19	ND<0.13	ND<0.19	ND<0.13	ND<0.13	ND<0.14	ND<0.13	ND<0.15	ND<0.15	ND<0.005	ND<0.3
			Kitchen Sink	02/14/2025	ND<0.10	ND<0.10	ND<0.10	ND<0.10	ND<0.10	ND<0.10	ND<0.20	ND<0.10	ND<0.10	ND<0.10	ND<0.0094	ND<0.12
				03/07/2025	ND<0.19	ND<0.19	ND<0.13	ND<0.19	ND<0.13	ND<0.13	ND<0.14	ND<0.13	ND<0.15	ND<0.15	ND<0.005	ND<0.3
			Kitchen Sink	02/20/2025	ND<0.10	ND<0.10	ND<0.10	ND<0.10	ND<0.10	ND<0.10	ND<0.20	ND<0.10	ND<0.10	ND<0.10	ND<0.0094	ND<0.12
				03/17/2025	ND<0.19	ND<0.19	ND<0.13	ND<0.19	ND<0.13	ND<0.13	ND<0.14	ND<0.13	ND<0.15	ND<0.15	ND<0.005	ND<0.3
				04/11/2025	ND<0.19	ND<0.19	ND<0.13	ND<0.19	ND<0.13	ND<0.13	ND<0.14	ND<0.13	ND<0.15	ND<0.15	ND<0.005	ND<0.3
			Pressure Tank (Influent)	02/14/2025	ND<0.10	ND<0.10	ND<0.10	ND<0.10	ND<0.10	ND<0.10	ND<0.20	ND<0.10	ND<0.10	ND<0.10	ND<0.0094	1.3
				03/05/2025	ND<0.19	ND<0.19	ND<0.13	ND<0.19	ND<0.13	ND<0.13	ND<0.14	ND<0.13	ND<0.15	ND<0.15	ND<0.005	1.6
			Kitchen Sink (Effluent)	03/05/2025	ND<0.19	ND<0.19	ND<0.13	ND<0.19	ND<0.13	ND<0.13	ND<0.14	ND<0.13	ND<0.15	ND<0.15	ND<0.005	ND<0.3
			Kitchen Sink	02/17/2025	ND<0.10	ND<0.10	ND<0.10	ND<0.10	ND<0.10	ND<0.10	ND<0.20	ND<0.10	ND<0.10	ND<0.10	ND<0.0094	ND<0.12
			Kitchen Sink	02/18/2025	ND<0.10	ND<0.10	ND<0.10	ND<0.10	ND<0.10	ND<0.10	ND<0.20	ND<0.10	ND<0.10	ND<0.10	ND<0.0095	ND<0.12
				03/11/2025	ND<0.19	ND<0.19	ND<0.13	ND<0.19	ND<0.13	ND<0.13	ND<0.14	ND<0.13	ND<0.15	ND<0.15	ND<0.005	ND<0.3
			Pressure Tank	04/15/2025	ND<0.19	ND<0.19	ND<0.13	ND<0.19	ND<0.13	ND<0.13	ND<0.14	ND<0.13	ND<0.15	ND<0.15	ND<0.005	ND<0.3
			Basement Sink	04/15/2025	ND<0.19	ND<0.19	ND<0.13	ND<0.19	ND<0.13	ND<0.13	ND<0.14	ND<0.13	ND<0.15	ND<0.15	ND<0.005	ND<0.3
			Kitchen Sink	02/13/2025	ND<0.10	ND<0.10	ND<0.10	ND<0.10	ND<0.10	ND<0.10	ND<0.20	ND<0.10	ND<0.10	ND<0.10	ND<0.0094	ND<0.12
			Kitchen Sink	03/10/2025	ND<0.19	ND<0.19	ND<0.13	ND<0.19	ND<0.13	ND<0.13	ND<0.14	ND<0.13	ND<0.15	ND<0.15	ND<0.005	ND<0.3
			Influent	04/11/2025	ND<0.19	ND<0.19	ND<0.13	ND<0.19	ND<0.13	ND<0.13	ND<0.14	ND<0.13	ND<0.15	ND<0.15	ND<0.005	0.6 J
			Midfluent	04/11/2025	ND<0.19	ND<0.19	ND<0.13	ND<0.19	ND<0.13	ND<0.13	ND<0.14	ND<0.13	ND<0.15	ND<0.15	ND<0.005	ND<0.3
			Effluent	04/11/2025	ND<0.19	ND<0.19	ND<0.13	ND<0.19	ND<0.13	ND<0.13	ND<0.14	ND<0.13	ND<0.15	ND<0.15	ND<0.005	ND<0.3
			Pressure Tank	04/01/2025	ND<0.19	ND<0.19	ND<0.13	ND<0.19	ND<0.13	ND<0.13	ND<0.14	ND<0.13	ND<0.15	ND<0.15	ND<0.005	ND<0.3
			Kitchen Sink	02/19/2025	ND<0.10	ND<0.10	ND<0.10	ND<0.10	ND<0.10	ND<0.10	ND<0.20	ND<0.10	ND<0.10	ND<0.10	ND<0.0094	ND<0.12
				03/18/2025	ND<0.19	ND<0.19	ND<0.13	ND<0.19	ND<0.13	ND<0.13	ND<0.14	ND<0.13	ND<0.15	ND<0.15	ND<0.005	ND<0.3
				04/28/2025	ND<0.19	ND<0.19	ND<0.13	ND<0.19	ND<0.13	ND<0.13	ND<0.14	ND<0.13	ND<0.15	ND<0.15	ND<0.005	ND<0.3
			Pressure Tank	02/14/2025	ND<0.10	ND<0.10	ND<0.10	ND<0.10	ND<0.10	ND<0.10	ND<0.20	ND<0.10	ND<0.10	ND<0.10	ND<0.0094	ND<0.12
				03/12/2025	ND<0.19	ND<0.19	ND<0.13	ND<0.19	ND<0.13	ND<0.13	ND<0.14	ND<0.13	ND<0.15	ND<0.15	ND<0.005	ND<0.3
			Influent	04/11/2025	ND<0.19	ND<0.19	ND<0.13	ND<0.19	ND<0.13	ND<0.13	ND<0.14	ND<0.13	ND<0.15	ND<0.15	ND<0.005	ND<0.3
			Midfluent	04/11/2025	ND<0.19	ND<0.19	ND<0.13	ND<0.19	ND<0.13	ND<0.13	ND<0.14	ND<0.13	ND<0.15	ND<0.15	ND<0.005	ND<0.3
			Kitchen Sink (Effluent)	04/11/2025	ND<0.19	ND<0.19	ND<0.13	ND<0.19	ND<0.13	ND<0.13	ND<0.14	ND<0.13	ND<0.15	ND<0.15	ND<0.005	ND<0.3

Table 1
Potable Well Analytical Results Summary

Redacted

Sample Address	Well Depth (feet)	Pump Depth (feet)	Sample Location	Date	Benzene (µg/L)	Toluene (µg/L)	Ethyl-benzene (µg/L)	Total Xylenes (µg/L)	MTBE (µg/L)	Isopropyl Benzene (µg/L)	Naph-thalene (µg/L)	1,2,4-Trimethyl-benzene (µg/L)	1,3,5-Trimethyl-benzene (µg/L)	1,2-Dichloro-ethane (µg/L)	1,2 Dibromo-ethane (µg/L)	Dissolved Lead (µg/L)
DEP MSCs for a Residential, Used Aquifer					5	1,000	700	10,000	20	840	100	130	130	5	0.05	5
			Kitchen Sink	02/13/2025	ND<0.10	ND<0.10	ND<0.10	ND<0.10	ND<0.10	ND<0.10	ND<0.20	ND<0.10	ND<0.10	ND<0.10	ND<0.0094	ND<0.12
				03/10/2025	ND<0.19	ND<0.19	ND<0.13	ND<0.19	ND<0.13	ND<0.13	ND<0.14	ND<0.13	ND<0.15	ND<0.15	ND<0.005	ND<0.3
			POET-Influent	04/04/2025	ND<0.19	ND<0.19	ND<0.13	ND<0.19	ND<0.13	ND<0.13	0.31 J	ND<0.13	ND<0.15	ND<0.15	ND<0.005	ND<0.3
				04/14/2025	ND<0.19	ND<0.19	ND<0.13	ND<0.19	ND<0.13	ND<0.13	ND<0.14	ND<0.13	ND<0.15	ND<0.15	ND<0.005	ND<0.3
				05/12/2025	ND<0.19	ND<0.19	ND<0.13	ND<0.19	ND<0.13	ND<0.13	ND<0.14	ND<0.13	ND<0.15	ND<0.15	ND<0.005	ND<0.3
			POET-Midfluent	04/04/2025	ND<0.19	ND<0.19	ND<0.13	ND<0.19	ND<0.13	ND<0.13	ND<0.14	ND<0.13	ND<0.15	ND<0.15	ND<0.005	ND<0.3
				04/14/2025	ND<0.19	ND<0.19	ND<0.13	ND<0.19	ND<0.13	ND<0.13	ND<0.14	ND<0.13	ND<0.15	ND<0.15	ND<0.005	ND<0.3
				05/12/2025	ND<0.19	ND<0.19	ND<0.13	ND<0.19	ND<0.13	ND<0.13	ND<0.14	ND<0.13	ND<0.15	ND<0.15	ND<0.005	ND<0.3
			POET-Effluent	04/04/2025	ND<0.19	ND<0.19	ND<0.13	ND<0.19	ND<0.13	ND<0.13	ND<0.14	ND<0.13	ND<0.15	ND<0.15	ND<0.005	ND<0.3
				04/14/2025	ND<0.19	ND<0.19	ND<0.13	ND<0.19	ND<0.13	ND<0.13	ND<0.14	ND<0.13	ND<0.15	ND<0.15	ND<0.005	ND<0.3
				05/12/2025	ND<0.19	ND<0.19	ND<0.13	ND<0.19	ND<0.13	ND<0.13	ND<0.14	ND<0.13	ND<0.15	ND<0.15	ND<0.005	ND<0.3
			Kitchen Sink	02/17/2025	ND<0.10	ND<0.10	ND<0.10	ND<0.10	ND<0.10	ND<0.10	ND<0.20	ND<0.10	ND<0.10	ND<0.10	ND<0.0094	ND<0.12
				03/05/2025	ND<0.19	ND<0.19	ND<0.13	ND<0.19	ND<0.13	ND<0.13	ND<0.14	ND<0.13	ND<0.15	ND<0.15	ND<0.005	ND<0.3
				03/26/2025	ND<0.19	ND<0.19	ND<0.13	ND<0.19	ND<0.13	ND<0.13	ND<0.14	ND<0.13	ND<0.15	ND<0.15	ND<0.005	ND<0.3
			POET-Influent	04/24/2025	ND<0.19	ND<0.19	ND<0.13	ND<0.19	ND<0.13	ND<0.13	ND<0.14	ND<0.13	ND<0.15	ND<0.15	ND<0.005	ND<0.3
			POET-Midfluent	04/24/2025	ND<0.19	ND<0.19	ND<0.13	ND<0.19	ND<0.13	ND<0.13	ND<0.14	ND<0.13	ND<0.15	ND<0.15	ND<0.005	ND<0.3
			POET-Effluent	04/24/2025	ND<0.19	ND<0.19	ND<0.13	ND<0.19	ND<0.13	ND<0.13	ND<0.14	ND<0.13	ND<0.15	ND<0.15	ND<0.005	ND<0.3
			Kitchen Sink	02/17/2025	ND<0.10	ND<0.10	ND<0.10	ND<0.10	ND<0.10	ND<0.10	ND<0.20	ND<0.10	ND<0.10	ND<0.10	ND<0.0095	ND<0.12
				03/06/2025	ND<0.19	ND<0.19	ND<0.13	ND<0.19	ND<0.13	ND<0.13	ND<0.14	ND<0.13	ND<0.15	ND<0.15	ND<0.005	ND<0.3
			Influent	04/08/2025	ND<0.19	ND<0.19	ND<0.13	ND<0.19	ND<0.13	ND<0.13	ND<0.14	ND<0.13	ND<0.15	ND<0.15	ND<0.005	ND<0.3
			Midfluent	04/08/2025	ND<0.19	ND<0.19	ND<0.13	ND<0.19	ND<0.13	ND<0.13	ND<0.14	ND<0.13	ND<0.15	ND<0.15	ND<0.005	ND<0.3
			Effluent	04/08/2025	ND<0.19	ND<0.19	ND<0.13	ND<0.19	ND<0.13	ND<0.13	ND<0.14	ND<0.13	ND<0.15	ND<0.15	ND<0.005	ND<0.3
			Kitchen Sink	02/24/2025	ND<0.10	ND<0.10	ND<0.10	ND<0.10	ND<0.10	ND<0.10	ND<0.20	ND<0.10	ND<0.10	ND<0.10	ND<0.0094	0.19 J
			Influent - Pressure Tank	06/03/2025	ND<0.19	ND<0.19	ND<0.13	ND<0.19	ND<0.13	ND<0.13	ND<0.14	ND<0.13	ND<0.15	ND<0.15	ND<0.005	3.0
			Effluent - Kitchen Sink	06/03/2025	ND<0.19	ND<0.19	ND<0.13	ND<0.19	ND<0.13	ND<0.13	ND<0.14	ND<0.13	ND<0.15	ND<0.15	ND<0.005	ND<0.3
			Pressure Tank	03/15/2025	ND<0.19	ND<0.19	ND<0.13	ND<0.19	ND<0.13	ND<0.13	ND<0.14	ND<0.13	ND<0.15	ND<0.15	ND<0.005	ND<0.3
			Kitchen Sink	02/19/2025	ND<0.10	ND<0.10	ND<0.10	ND<0.10	ND<0.10	ND<0.10	ND<0.20	ND<0.10	ND<0.10	ND<0.10	ND<0.0094	ND<0.12
				03/14/2025	ND<0.19	ND<0.19	ND<0.13	ND<0.19	ND<0.13	ND<0.13	ND<0.14	ND<0.13	ND<0.15	ND<0.15	ND<0.005	ND<0.3
			Kitchen Sink	02/24/2025	ND<0.10	ND<0.10	ND<0.10	ND<0.10	ND<0.10	ND<0.10	ND<0.20	ND<0.10	ND<0.10	ND<0.10	ND<0.0094	0.15 J
			Kitchen Sink	02/17/2025	ND<0.10	ND<0.10	ND<0.10	ND<0.10	ND<0.10	ND<0.10	ND<0.20	ND<0.10	ND<0.10	ND<0.10	ND<0.0095	ND<0.12
				03/08/2025	ND<0.19	ND<0.19	ND<0.13	ND<0.19	ND<0.13	ND<0.13	ND<0.14	ND<0.13	ND<0.15	ND<0.15	ND<0.005	ND<0.3
			Kitchen Sink	02/17/2025	ND<0.10	ND<0.20	ND<0.10	ND<0.10	ND<0.10	ND<0.10	ND<0.20	ND<0.10	ND<0.10	ND<0.10	ND<0.0095	ND<0.12
			Pressure Tank	02/17/2025	ND<0.10	ND<0.20	ND<0.10	ND<0.10	ND<0.10	ND<0.10	ND<0.20	ND<0.10	ND<0.10	ND<0.10	ND<0.0094	2.5
				03/05/2025	ND<0.19	ND<0.19	ND<0.13	ND<0.19	ND<0.13	ND<0.13	ND<0.14	ND<0.13	ND<0.15	ND<0.15	ND<0.005	0.8 J
			Kitchen Sink	02/25/2025	ND<0.10	ND<0.20	ND<0.10	ND<0.10	ND<0.10	ND<0.10	ND<0.20	ND<0.10	ND<0.10	ND<0.10	ND<0.0094	0.38 J
				03/24/2025	ND<0.19	ND<0.19	ND<0.13	ND<0.19	ND<0.13	ND<0.13	ND<0.14	ND<0.13	ND<0.15	ND<0.15	ND<0.005	ND<0.3
			Port closest to well in the basement.	02/26/2025	ND<0.10	ND<0.10	ND<0.10	ND<0.10	ND<0.10	ND<0.10	ND<0.20	ND<0.10	ND<0.10	ND<0.10	ND<0.0094	1.2
			Kitchen Sink	02/21/2025	ND<0.10	ND<0.10	ND<0.10	ND<0.10	ND<0.10	ND<0.10	ND<0.20	ND<0.10	ND<0.10	ND<0.10	ND<0.0095	ND<0.12
				02/09/2026	ND<0.19	ND<0.19	ND<0.13	ND<0.19	ND<0.13	ND<0.13	ND<0.14	ND<0.13	ND<0.15	ND<0.15	ND<0.005	ND<0.3
			Kitchen Sink	02/19/2025	ND<0.10	ND<0.10	ND<0.10	ND<0.10	ND<0.10	ND<0.10	ND<0.20	ND<0.10	ND<0.10	ND<0.10	ND<0.0095	ND<0.12
			Kitchen Sink	03/01/2025	ND<0.19	ND<0.19	ND<0.13	ND<0.19	ND<0.13	ND<0.13	ND<0.14	ND<0.13	ND<0.15	ND<0.15	ND<0.005	ND<0.3
			Kitchen Sink	02/27/2025	ND<0.10	ND<0.10	ND<0.10	ND<0.10	ND<0.10	ND<0.10	ND<0.20	ND<0.10	ND<0.10	ND<0.10	ND<0.0094	0.14 J
				03/20/2025	ND<0.19	ND<0.19	ND<0.13	ND<0.19	ND<0.13	ND<0.13	ND<0.14	ND<0.13	ND<0.15	ND<0.15	ND<0.005	ND<0.3
				04/15/2025	ND<0.19	ND<0.19	ND<0.13	ND<0.19	ND<0.13	ND<0.13	ND<0.14	ND<0.13	ND<0.15	ND<0.15	ND<0.005	ND<0.3
			Kitchen Sink	02/17/2025	ND<0.10	ND<0.10	ND<0.10	ND<0.10	ND<0.10	ND<0.10	ND<0.20	ND<0.10	ND<0.10	ND<0.10	ND<0.0094	ND<0.12
				03/05/2025	ND<0.19	ND<0.19	ND<0.13	ND<0.19	ND<0.13	ND<0.13	ND<0.14	ND<0.13	ND<0.15	ND<0.15	ND<0.005	1.0
				04/01/2025	ND<0.19	ND<0.19	ND<0.13	ND<0.19	ND<0.13	ND<0.13	ND<0.14	ND<0.13	ND<0.15	ND<0.15	ND<0.005	0.4 J
				05/29/2025	ND<0.19	ND<0.19	ND<0.13	ND<0.19	ND<0.13	ND<0.13	ND<0.14	ND<0.13	ND<0.15	ND<0.15	ND<0.005	0.8 J
			Upstairs Kitchen Sink	02/17/2025	ND<0.10	ND<0.10	ND<0.10	ND<0.10	ND<0.10	ND<0.10	ND<0.20	ND<0.10	ND<0.10	ND<0.10	ND<0.0095	0.12 J
			Kitchen Sink	03/05/2025	ND<0.19	ND<0.19	ND<0.13	ND<0.19	ND<0.13	ND<0.13	ND<0.14	ND<0.13	ND<0.15	ND<0.15	ND<0.005	0.6 J
				03/27/2025	ND<0.19	ND<0.19	ND<0.13	ND<0.19	ND<0.13	ND<0.13	ND<0.14	ND<0.13	ND<0.15	ND<0.15	ND<0.005	ND<0.3
				05/29/2025	ND<0.19	ND<0.19	ND<0.13	ND<0.19	ND<0.13	ND<0.13	ND<0.14	ND<0.13	ND<0.15	ND<0.15	ND<0.005	0.8 J

Table 1
Potable Well Analytical Results Summary

Redacted

Sample Address	Well Depth (feet)	Pump Depth (feet)	Sample Location	Date	Benzene (µg/L)	Toluene (µg/L)	Ethyl-benzene (µg/L)	Total Xylenes (µg/L)	MTBE (µg/L)	Isopropyl Benzene (µg/L)	Naph-thalene (µg/L)	1,2,4-Trimethyl-benzene (µg/L)	1,3,5-Trimethyl-benzene (µg/L)	1,2-Dichloro-ethane (µg/L)	1,2 Dibromo-ethane (µg/L)	Dissolved Lead (µg/L)
DEP MSCs for a Residential, Used Aquifer					5	1,000	700	10,000	20	840	100	130	130	5	0.05	5
[redacted]	[redacted]	[redacted]	Kitchen Sink	03/12/2025	ND<0.19	ND<0.19	ND<0.13	ND<0.19	ND<0.13	ND<0.13	ND<0.14	ND<0.13	ND<0.15	ND<0.15	ND<0.005	ND<0.3
				04/23/2025	ND<0.19	ND<0.19	ND<0.13	ND<0.19	ND<0.13	ND<0.13	ND<0.14	ND<0.13	ND<0.15	ND<0.15	ND<0.005	ND<0.3
			Kitchen Sink	03/04/2025	ND<0.19	ND<0.19	ND<0.13	ND<0.19	ND<0.13	ND<0.13	ND<0.14	ND<0.13	ND<0.15	ND<0.15	ND<0.005	ND<0.3
				03/26/2025	ND<0.19	ND<0.19	ND<0.13	ND<0.19	ND<0.13	ND<0.13	ND<0.14	ND<0.13	ND<0.15	ND<0.15	ND<0.005	ND<0.3
				04/25/2025	ND<0.19	ND<0.19	ND<0.13	ND<0.19	ND<0.13	ND<0.13	ND<0.14	ND<0.13	ND<0.15	ND<0.15	ND<0.005	ND<0.3
			Pressure Tank	03/31/2025	ND<0.19	ND<0.19	ND<0.13	ND<0.19	ND<0.13	ND<0.13	ND<0.14	ND<0.13	ND<0.15	ND<0.15	ND<0.005	ND<0.3
			Kitchen Sink	03/04/2025	ND<0.19	ND<0.19	ND<0.13	ND<0.19	ND<0.13	ND<0.13	ND<0.14	ND<0.13	ND<0.15	ND<0.15	ND<0.005	ND<0.3
				04/01/2025	ND<0.19	ND<0.19	ND<0.13	ND<0.19	ND<0.13	ND<0.13	ND<0.14	ND<0.13	ND<0.15	ND<0.15	ND<0.005	ND<0.3
			Pressure Tank	02/17/2025	ND<0.10	ND<0.10	ND<0.10	ND<0.10	ND<0.10	ND<0.10	ND<0.20	ND<0.10	ND<0.10	ND<0.10	ND<0.0097	ND<0.12
			Kitchen Sink	03/17/2025	ND<0.19	ND<0.19	ND<0.13	ND<0.19	ND<0.13	ND<0.13	ND<0.14	ND<0.13	ND<0.15	ND<0.15	ND<0.005	ND<0.3
			Pressure Tank (Influent)	04/03/2025	ND<0.19	ND<0.19	ND<0.13	ND<0.19	ND<0.13	ND<0.13	ND<0.14	ND<0.13	ND<0.15	ND<0.15	ND<0.005	ND<0.3
			Midfluent	04/03/2025	ND<0.19	ND<0.19	ND<0.13	ND<0.19	ND<0.13	ND<0.13	ND<0.14	ND<0.13	ND<0.15	ND<0.15	ND<0.005	ND<0.3
			Kitchen Sink (Effluent)	04/03/2025	ND<0.19	ND<0.19	ND<0.13	ND<0.19	ND<0.13	ND<0.13	ND<0.14	ND<0.13	ND<0.15	ND<0.15	ND<0.005	ND<0.3
			Kitchen Sink	02/20/2025	ND<0.10	ND<0.10	ND<0.10	ND<0.10	ND<0.10	ND<0.10	ND<0.20	ND<0.10	ND<0.10	ND<0.10	ND<0.0094	ND<0.12
				03/07/2025	ND<0.19	ND<0.19	ND<0.13	ND<0.19	ND<0.13	ND<0.13	ND<0.14	ND<0.13	ND<0.15	ND<0.15	ND<0.005	ND<0.3
			Main House Well - Kitchen Sink	04/21/2025	ND<0.19	ND<0.19	ND<0.13	ND<0.19	ND<0.13	ND<0.13	ND<0.14	ND<0.13	ND<0.15	ND<0.15	ND<0.005	ND<0.3
			Main House POET-Influent	08/25/2025	ND<0.19	ND<0.19	ND<0.13	0.40 J	ND<0.13	ND<0.13	ND<0.14	ND<0.13	ND<0.15	ND<0.15	ND<0.005	ND<0.3
				09/09/2025	ND<0.19	ND<0.19	ND<0.13	0.31 J	ND<0.13	ND<0.13	ND<0.14	ND<0.13	ND<0.15	ND<0.15	ND<0.005	ND<0.3
			Main House POET-Midfluent	08/25/2025	ND<0.19	ND<0.19	ND<0.13	ND<0.19	ND<0.13	ND<0.13	ND<0.14	ND<0.13	ND<0.15	ND<0.15	ND<0.005	ND<0.3
				09/09/2025	ND<0.19	ND<0.19	ND<0.13	ND<0.19	ND<0.13	ND<0.13	ND<0.14	ND<0.13	ND<0.15	ND<0.15	ND<0.005	ND<0.3
			Main House POET-Effluent	08/25/2025	ND<0.19	ND<0.19	ND<0.13	ND<0.19	ND<0.13	ND<0.13	ND<0.14	ND<0.13	ND<0.15	ND<0.15	ND<0.005	ND<0.3
				09/09/2025	ND<0.19	ND<0.19	ND<0.13	ND<0.19	ND<0.13	ND<0.13	ND<0.14	ND<0.13	ND<0.15	ND<0.15	ND<0.005	ND<0.3
			Guest House	03/07/2025	ND<0.19	ND<0.19	ND<0.13	ND<0.19	ND<0.13	ND<0.13	ND<0.14	ND<0.13	ND<0.15	ND<0.15	ND<0.005	0.4 J
			Guest House Well - Kitchen Sink	04/21/2025	ND<0.19	ND<0.19	ND<0.13	ND<0.19	ND<0.13	ND<0.13	ND<0.14	ND<0.13	ND<0.15	ND<0.15	ND<0.005	0.5 J
			Guest House POET-Influent	08/25/2025	ND<0.19	ND<0.19	0.44 J	1.7 J	ND<0.13	ND<0.13	ND<0.14	ND<0.13	ND<0.15	ND<0.15	ND<0.005	0.4 J
				09/09/2025	ND<0.19	ND<0.19	0.27 J	1.4 J	ND<0.13	ND<0.13	ND<0.14	ND<0.13	ND<0.15	ND<0.15	ND<0.005	ND<0.3
			Guest House POET-Midfluent	08/25/2025	ND<0.19	ND<0.19	ND<0.13	ND<0.19	ND<0.13	ND<0.13	ND<0.14	ND<0.13	ND<0.15	ND<0.15	ND<0.005	ND<0.3
				09/09/2025	ND<0.19	ND<0.19	ND<0.13	ND<0.19	ND<0.13	ND<0.13	ND<0.14	ND<0.13	ND<0.15	ND<0.15	ND<0.005	ND<0.3
			Guest House POET-Effluent	08/25/2025	ND<0.19	ND<0.19	ND<0.13	ND<0.19	ND<0.13	ND<0.13	ND<0.14	ND<0.13	ND<0.15	ND<0.15	ND<0.005	ND<0.3
				09/09/2025	ND<0.19	ND<0.19	ND<0.13	ND<0.19	ND<0.13	ND<0.13	ND<0.14	ND<0.13	ND<0.15	ND<0.15	ND<0.005	ND<0.3
			Kitchen Sink (Effluent)	03/18/2025	ND<0.19	ND<0.19	ND<0.13	ND<0.19	ND<0.13	ND<0.13	ND<0.14	ND<0.13	ND<0.15	ND<0.15	ND<0.005	ND<0.3
				04/16/2025	ND<0.19	ND<0.19	ND<0.13	ND<0.19	ND<0.13	ND<0.13	ND<0.14	ND<0.13	ND<0.15	ND<0.15	ND<0.005	ND<0.3
			Spigot attached to Barn	02/18/2025	ND<0.10	ND<0.10	ND<0.10	ND<0.10	ND<0.10	ND<0.10	ND<0.20	ND<0.10	ND<0.10	ND<0.10	ND<0.0094	ND<0.12
				03/13/2025	ND<0.19	ND<0.19	ND<0.13	ND<0.19	ND<0.13	ND<0.13	ND<0.14	ND<0.13	ND<0.15	ND<0.15	ND<0.005	ND<0.3
				04/07/2025	ND<0.19	ND<0.19	ND<0.13	ND<0.19	ND<0.13	ND<0.13	ND<0.14	ND<0.13	ND<0.15	ND<0.15	ND<0.005	ND<0.3
			Backyard Spigot Attached to House Influent	02/18/2025	ND<0.10	ND<0.10	ND<0.10	ND<0.10	ND<0.10	ND<0.10	ND<0.20	ND<0.10	ND<0.10	ND<0.10	ND<0.0094	ND<0.12
				03/13/2025	ND<0.19	ND<0.19	ND<0.13	ND<0.19	ND<0.13	ND<0.13	ND<0.14	ND<0.13	ND<0.15	ND<0.15	ND<0.005	ND<0.3
				04/11/2025	ND<0.19	ND<0.19	ND<0.13	ND<0.19	ND<0.13	ND<0.13	ND<0.14	ND<0.13	ND<0.15	ND<0.15	ND<0.005	ND<0.3
			Midfluent	04/11/2025	ND<0.19	ND<0.19	ND<0.13	ND<0.19	ND<0.13	ND<0.13	ND<0.14	ND<0.13	ND<0.15	ND<0.15	ND<0.005	ND<0.3
			Effluent	04/11/2025	ND<0.19	ND<0.19	ND<0.13	ND<0.19	ND<0.13	ND<0.13	ND<0.14	ND<0.13	ND<0.15	ND<0.15	ND<0.005	ND<0.3

Table 1
Potable Well Analytical Results Summary

Sample Address	Well Depth (feet)	Pump Depth (feet)	Sample Location	Date	Benzene (µg/L)	Toluene (µg/L)	Ethyl-benzene (µg/L)	Total Xylenes (µg/L)	MTBE (µg/L)	Isopropyl Benzene (µg/L)	Naph-thalene (µg/L)	1,2,4-Trimethyl-benzene (µg/L)	1,3,5-Trimethyl-benzene (µg/L)	1,2-Dichloro-ethane (µg/L)	1,2 Dibromo-ethane (µg/L)	Dissolved Lead (µg/L)
DEP MSCs for a Residential, Used Aquifer					5	1,000	700	10,000	20	840	100	130	130	5	0.05	5
Redacted			Pressure Tank (Influent)	02/15/2025	ND<0.10	ND<0.10	ND<0.10	ND<0.10	ND<0.10	ND<0.10	ND<0.20	ND<0.10	ND<0.10	ND<0.10	ND<0.0094	3.5
				03/19/2025	ND<0.19	ND<0.19	ND<0.13	ND<0.19	ND<0.13	ND<0.13	ND<0.14	ND<0.13	ND<0.15	ND<0.15	ND<0.005	2.3
				04/23/2025	ND<0.19	ND<0.19	ND<0.13	ND<0.19	ND<0.13	ND<0.13	ND<0.14	ND<0.13	ND<0.15	ND<0.15	ND<0.005	3.8
				04/30/2025	ND<0.19	ND<0.19	ND<0.13	ND<0.19	ND<0.13	ND<0.13	ND<0.14	ND<0.13	ND<0.15	ND<0.15	ND<0.005	3.5
				06/17/2025	ND<0.19	ND<0.19	ND<0.13	ND<0.19	ND<0.13	ND<0.13	ND<0.14	ND<0.13	ND<0.15	ND<0.15	ND<0.005	2.4
				09/26/2025	ND<0.19	ND<0.19	ND<0.13	ND<0.19	ND<0.13	ND<0.13	ND<0.14	ND<0.13	ND<0.15	ND<0.15	ND<0.005	4.1
				03/12/2026	ND<0.21	ND<0.28	ND<0.21	ND<0.50	ND<0.12	ND<0.19	ND<0.23	ND<0.21	ND<0.20	ND<0.18	ND<0.005	1.4
				06/05/2026	ND<0.21	ND<0.28	ND<0.21	ND<0.50	ND<0.12	ND<0.19	ND<0.23	ND<0.21	ND<0.20	ND<0.18	ND<0.005	2.7
			POET-Influent	12/11/2025	ND<0.19	ND<0.19	ND<0.13	ND<0.19	ND<0.13	ND<0.13	ND<0.14	ND<0.13	ND<0.15	ND<0.15	ND<0.005	0.9 J
			Midfluent	03/19/2025	ND<0.19	ND<0.19	ND<0.13	ND<0.19	ND<0.13	ND<0.13	ND<0.14	ND<0.13	ND<0.15	ND<0.15	ND<0.052	3.0
				04/23/2025	ND<0.19	ND<0.19	ND<0.13	ND<0.19	ND<0.13	ND<0.13	ND<0.14	ND<0.13	ND<0.15	ND<0.15	ND<0.005	ND<0.3
				04/30/2025	ND<0.19	ND<0.19	ND<0.13	ND<0.19	ND<0.13	ND<0.13	ND<0.14	ND<0.13	ND<0.15	ND<0.15	ND<0.005	ND<0.3
				06/17/2025	ND<0.19	ND<0.19	ND<0.13	ND<0.19	ND<0.13	ND<0.13	ND<0.14	ND<0.13	ND<0.15	ND<0.15	ND<0.005	ND<0.3
				09/26/2025	ND<0.19	ND<0.19	ND<0.13	ND<0.19	ND<0.13	ND<0.13	ND<0.14	ND<0.13	ND<0.15	ND<0.15	ND<0.005	ND<0.3
			POET-Midfluent	12/11/2025	ND<0.19	ND<0.19	ND<0.13	ND<0.19	ND<0.13	ND<0.13	ND<0.14	ND<0.13	ND<0.15	ND<0.15	ND<0.005	ND<0.3
				03/12/2026	ND<0.21	ND<0.28	ND<0.21	ND<0.50	ND<0.12	ND<0.19	ND<0.23	ND<0.21	ND<0.20	ND<0.18	ND<0.005	ND<0.3
				06/05/2026	ND<0.21	ND<0.28	ND<0.21	ND<0.50	ND<0.12	ND<0.19	ND<0.23	ND<0.21	ND<0.20	ND<0.18	ND<0.005	ND<0.3
			Kitchen Sink (Effluent)	03/19/2025	ND<0.19	ND<0.19	ND<0.13	ND<0.19	ND<0.13	ND<0.13	ND<0.14	ND<0.13	ND<0.15	ND<0.15	ND<0.005	ND<0.3
				04/23/2025	ND<0.19	ND<0.19	ND<0.13	ND<0.19	ND<0.13	ND<0.13	ND<0.14	ND<0.13	ND<0.15	ND<0.15	ND<0.005	ND<0.3
				06/17/2025	ND<0.19	ND<0.19	ND<0.13	ND<0.19	ND<0.13	ND<0.13	ND<0.14	ND<0.13	ND<0.15	ND<0.15	ND<0.005	ND<0.3
				09/26/2025	ND<0.19	ND<0.19	ND<0.13	ND<0.19	ND<0.13	ND<0.13	ND<0.14	ND<0.13	ND<0.15	ND<0.15	ND<0.005	0.7 J
				12/11/2025	ND<0.19	ND<0.19	ND<0.13	ND<0.19	ND<0.13	ND<0.13	ND<0.14	ND<0.13	ND<0.15	ND<0.15	ND<0.005	ND<0.3
				03/12/2026	ND<0.21	ND<0.28	ND<0.21	ND<0.50	ND<0.12	ND<0.19	ND<0.23	ND<0.21	ND<0.20	ND<0.18	ND<0.005	ND<0.3
				06/05/2026	ND<0.21	ND<0.28	ND<0.21	ND<0.50	ND<0.12	ND<0.19	ND<0.23	ND<0.21	ND<0.20	ND<0.18	ND<0.005	0.4 J
			Bar Sink (Effluent)	04/30/2025	ND<0.19	ND<0.19	ND<0.13	ND<0.19	ND<0.13	ND<0.13	ND<0.14	ND<0.13	ND<0.15	ND<0.15	ND<0.005	ND<0.3
			Pressure Tank	03/01/2025	ND<0.19	ND<0.19	ND<0.13	ND<0.19	ND<0.13	ND<0.13	ND<0.14	ND<0.13	ND<0.15	ND<0.15	ND<0.005	ND<0.3
				03/19/2025	ND<0.19	ND<0.19	ND<0.13	ND<0.19	ND<0.13	ND<0.13	ND<0.14	ND<0.13	ND<0.15	ND<0.15	ND<0.005	ND<0.3
			Utility Sink (basement)	04/14/2025	ND<0.19	ND<0.19	ND<0.13	ND<0.19	ND<0.13	ND<0.13	ND<0.14	ND<0.13	ND<0.15	ND<0.15	ND<0.005	ND<0.3
			POET - Influent	06/09/2025	ND<0.19	ND<0.19	ND<0.13	ND<0.19	ND<0.13	ND<0.13	ND<0.14	ND<0.13	ND<0.15	ND<0.15	ND<0.005	ND<0.3
			POET - Midfluent	06/09/2025	ND<0.19	ND<0.19	ND<0.13	ND<0.19	ND<0.13	ND<0.13	ND<0.14	ND<0.13	ND<0.15	ND<0.15	ND<0.005	ND<0.3
			POET - Effluent	06/09/2025	ND<0.19	ND<0.19	ND<0.13	ND<0.19	ND<0.13	ND<0.13	ND<0.14	ND<0.13	ND<0.15	ND<0.15	ND<0.005	ND<0.3
			Kitchen Sink	02/25/2025	ND<0.10	ND<0.10	ND<0.10	ND<0.10	ND<0.10	ND<0.10	ND<0.20	ND<0.10	ND<0.10	ND<0.10	ND<0.0093	0.43 J
				03/03/2025	ND<0.19	ND<0.19	ND<0.13	ND<0.19	ND<0.13	ND<0.13	ND<0.14	ND<0.13	ND<0.15	ND<0.15	ND<0.005	1.1
				03/24/2025	ND<0.19	ND<0.19	ND<0.13	ND<0.19	ND<0.13	ND<0.13	ND<0.14	ND<0.13	ND<0.15	ND<0.15	ND<0.005	ND<0.3
				04/28/2025	ND<0.19	ND<0.19	ND<0.13	ND<0.19	ND<0.13	ND<0.13	ND<0.14	ND<0.13	ND<0.15	ND<0.15	ND<0.005	0.4 J
			Kitchen Sink	03/07/2025	ND<0.19	ND<0.19	ND<0.13	ND<0.19	ND<0.13	ND<0.13	ND<0.14	ND<0.13	ND<0.15	ND<0.15	ND<0.005	ND<0.3
			Kitchen Sink (First Floor)	04/02/2025	ND<0.19	ND<0.19	ND<0.13	ND<0.19	ND<0.13	ND<0.13	ND<0.14	ND<0.13	ND<0.15	ND<0.15	ND<0.005	ND<0.3
			Outside Spigot	02/15/2025	ND<0.10	ND<0.10	ND<0.10	ND<0.10	ND<0.10	ND<0.10	ND<0.20	ND<0.10	ND<0.10	ND<0.10	ND<0.0094	ND<0.12
				03/06/2025	ND<0.19	ND<0.19	ND<0.13	ND<0.19	ND<0.13	ND<0.13	ND<0.14	ND<0.13	ND<0.15	ND<0.15	ND<0.005	ND<0.3
			Kitchen Sink	04/11/2025	ND<0.19	ND<0.19	ND<0.13	ND<0.19	ND<0.13	ND<0.13	ND<0.14	ND<0.13	ND<0.15	ND<0.15	ND<0.005	ND<0.3
			Kitchen Sink	02/19/2025	ND<0.10	ND<0.10	ND<0.10	ND<0.10	ND<0.10	ND<0.10	ND<0.20	ND<0.10	ND<0.10	ND<0.10	ND<0.0095	ND<0.12
				04/22/2025	ND<0.19	ND<0.19	ND<0.13	ND<0.19	ND<0.13	ND<0.13	ND<0.14	ND<0.13	ND<0.15	ND<0.15	ND<0.005	ND<0.3
			Utility Sink	02/13/2025	ND<0.10	ND<0.10	ND<0.10	ND<0.10	ND<0.10	ND<0.10	ND<0.20	ND<0.10	ND<0.10	ND<0.10	ND<0.0095	ND<0.12
				04/03/2025	ND<0.19	ND<0.19	ND<0.13	ND<0.19	ND<0.13	ND<0.13	ND<0.14	ND<0.13	ND<0.15	ND<0.15	ND<0.005	ND<0.3
			Kitchen Sink	02/15/2025	ND<0.10	ND<0.10	ND<0.10	ND<0.10	ND<0.10	ND<0.10	ND<0.20	ND<0.10	ND<0.10	ND<0.10	ND<0.0094	0.61
				03/05/2025	ND<0.19	ND<0.19	ND<0.13	ND<0.19	ND<0.13	ND<0.13	ND<0.14	ND<0.13	ND<0.15	ND<0.15	ND<0.005	1.0 J
				04/07/2025	ND<0.19	ND<0.19	ND<0.13	ND<0.19	ND<0.13	ND<0.13	ND<0.14	ND<0.13	ND<0.15	ND<0.15	ND<0.005	0.6 J
			Bathroom Sink	02/15/2025	ND<0.10	ND<0.10	ND<0.10	ND<0.10	ND<0.10	ND<0.10	ND<0.20	ND<0.10	ND<0.10	ND<0.10	ND<0.0094	ND<0.12
				03/07/2025	ND<0.19	ND<0.19	ND<0.13	ND<0.19	ND<0.13	ND<0.13	ND<0.14	ND<0.13	ND<0.15	ND<0.15	ND<0.005	ND<0.3
			Outside Spigot	04/22/2025	ND<0.19	ND<0.19	ND<0.13	ND<0.19	ND<0.13	ND<0.13	ND<0.14	ND<0.13	ND<0.15	ND<0.15	ND<0.005	ND<0.3
			Outside Spigot -	02/27/2025	ND<0.10	ND<0.10	ND<0.10	ND<0.10	ND<0.10	ND<0.10	ND<0.20	ND<0.10	ND<0.10	ND<0.10	ND<0.0094	0.71
			Outside Spigot - House	03/01/2025	ND<0.19	ND<0.19	ND<0.13	ND<0.19	ND<0.13	ND<0.13	ND<0.14	ND<0.13	ND<0.15	ND<0.15	ND<0.005	0.7 J
			Outside Spigot	04/22/2025	ND<0.19	ND<0.19	ND<0.13	ND<0.19	ND<0.13	ND<0.13	ND<0.14	ND<0.13	ND<0.15	ND<0.15	ND<0.005	1.2
			Kitchen Sink	02/17/2025	ND<0.10	ND<0.10	ND<0.10	ND<0.10	ND<0.10	ND<0.10	ND<0.20	ND<0.10	ND<0.10	ND<0.10	ND<0.0095	ND<0.12
				03/25/2025	ND<0.19	ND<0.19	ND<0.13	ND<0.19	ND<0.13	ND<0.13	ND<0.14	ND<0.13	ND<0.15	ND<0.15	ND<0.005	ND<0.3
			Laundry Room Sink	02/28/2025	ND<0.10	ND<0.10	ND<0.10	ND<0.10	ND<0.10	ND<0.10	ND<0.20	ND<0.10	ND<0.10	ND<0.10	ND<0.0095	ND<0.12
				03/25/2025	ND<0.19	ND<0.19	ND<0.13	ND<0.19	ND<0.13	ND<0.13	ND<0.14	ND<0.13	ND<0.15	ND<0.15	ND<0.005	ND<0.3
			Kitchen Sink	02/25/2025	ND<0.10	ND<0.10	ND<0.10	ND<0.10	ND<0.10	ND<0.10	ND<0.20	ND<0.10	ND<0.10	ND<0.10	ND<0.0095	ND<0.12
				03/18/2025	ND<0.19	ND<0.19	ND<0.13	ND<0.19	ND<0.13	ND<0.13	ND<0.14	ND<0.13	ND<0.15	ND<0.15	ND<0.005	ND<0.3
			POET-Influent	05/21/2025	ND<0.19	ND<0.19	0.21 J	0.73	ND<0.13	ND<0.13	ND<0.14	ND<0.13	ND<0.15	ND<0.15	ND<0.005	ND<0.3
			POET-Midfluent	05/21/2025	ND<0.19	ND<0.19	ND<0.13	ND<0.19	ND<0.13	ND<0.13	ND<0.14	ND<0.13	ND<0.15	ND<0.15	ND<0.005	ND<0.3
			POET-Effluent	05/21/2025	ND<0.19	ND<0.19	ND<0.13	ND<0.19	ND<0.13	ND<0.13	ND<0.14	ND<0.13	ND<0.15	ND<0.15	ND<0.005	ND<0.3
			Kitchen Sink	02/21/2025	ND<0.10	ND<0.10	ND<0.10	ND<0.10	ND<0.10	ND<0.10	ND<0.20	ND<0.10	ND<0.10	ND<0.10	ND<0.0095	ND<0.12
				03/15/2025	ND<0.19	ND<0.19	ND<0.13	ND<0.19	ND<0.13	ND<0.13	ND<0.14	ND<0.13	ND<0.15	ND<0.15	ND<0.005	ND<0.3
				04/12/2025	ND<0.19	ND<0.19	ND<0.13	ND<0.19	ND<0.13	ND<0.13	ND<0.14	ND<0.13	ND<0.15	ND<0.15	ND<0.005	ND<0.3

Table 1
Potable Well Analytical Results Summary

Redacted

Sample Address	Well Depth (feet)	Pump Depth (feet)	Sample Location	Date	Benzene (µg/L)	Toluene (µg/L)	Ethyl-benzene (µg/L)	Total Xylenes (µg/L)	MTBE (µg/L)	Isopropyl Benzene (µg/L)	Naph-thalene (µg/L)	1,2,4-Trimethyl-benzene (µg/L)	1,3,5-Trimethyl-benzene (µg/L)	1,2-Dichloro-ethane (µg/L)	1,2 Dibromo-ethane (µg/L)	Dissolved Lead (µg/L)
DEP MSCs for a Residential, Used Aquifer					5	1,000	700	10,000	20	840	100	130	130	5	0.05	5
			Pressure Tank Spigot	03/08/2025	ND<0.19	ND<0.19	ND<0.13	ND<0.19	ND<0.13	ND<0.13	ND<0.14	ND<0.13	ND<0.15	ND<0.15	ND<0.005	0.8 J
			Kitchen Sink	04/08/2025	ND<0.19	ND<0.19	ND<0.13	ND<0.19	ND<0.13	ND<0.13	ND<0.14	ND<0.13	ND<0.15	ND<0.15	ND<0.005	ND<0.3
			Kitchen Sink (non-RO)	03/20/2025	ND<0.19	ND<0.19	ND<0.13	ND<0.19	ND<0.13	ND<0.13	ND<0.14	ND<0.13	ND<0.15	ND<0.15	ND<0.005	ND<0.3
			Laundry Room Sink	04/15/2025	ND<0.19	ND<0.19	ND<0.13	ND<0.19	ND<0.13	ND<0.13	ND<0.14	ND<0.13	ND<0.15	ND<0.15	ND<0.005	ND<0.3
			Garage Spigot	02/28/2025	ND<0.10	ND<0.10	ND<0.10	ND<0.10	ND<0.10	ND<0.10	ND<0.20	ND<0.10	ND<0.10	ND<0.10	ND<0.0095	ND<0.12
				04/14/2025	ND<0.19	ND<0.19	ND<0.13	ND<0.19	ND<0.13	0.24 J	ND<0.14	ND<0.13	ND<0.15	ND<0.15	ND<0.005	ND<0.3
				05/06/2025	ND<0.19	ND<0.19	ND<0.13	ND<0.19	ND<0.13	ND<0.13	ND<0.14	ND<0.13	ND<0.15	ND<0.15	ND<0.005	ND<0.3
			Outside Spigot	03/18/2025	ND<0.19	ND<0.19	ND<0.13	ND<0.19	ND<0.13	ND<0.13	ND<0.14	ND<0.13	ND<0.15	ND<0.15	ND<0.005	ND<0.3
			Kitchen Sink	02/28/2025	ND<0.10	ND<0.10	ND<0.10	ND<0.10	ND<0.10	ND<0.10	ND<0.20	ND<0.10	ND<0.10	ND<0.10	ND<0.0095	ND<0.12
				03/18/2025	ND<0.19	ND<0.19	ND<0.13	ND<0.19	ND<0.13	ND<0.13	ND<0.14	ND<0.13	ND<0.15	ND<0.15	ND<0.005	ND<0.3
				04/14/2025	ND<0.19	ND<0.19	ND<0.13	ND<0.19	ND<0.13	ND<0.13	ND<0.14	ND<0.13	ND<0.15	ND<0.15	ND<0.005	ND<0.3
				05/06/2025	ND<0.19	ND<0.19	ND<0.13	ND<0.19	ND<0.13	ND<0.13	ND<0.14	ND<0.13	ND<0.15	ND<0.15	ND<0.005	ND<0.3
			Bladder Tank	02/27/2025	ND<0.10	ND<0.10	ND<0.10	ND<0.10	ND<0.10	ND<0.10	ND<0.20	ND<0.10	ND<0.10	ND<0.10	ND<0.0096	1.4
			Influent	03/07/2025	ND<0.19	ND<0.19	ND<0.13	ND<0.19	ND<0.13	ND<0.13	ND<0.14	ND<0.13	ND<0.15	ND<0.15	ND<0.005	0.4 J
			Effluent	03/07/2025	ND<0.19	ND<0.19	ND<0.13	ND<0.19	ND<0.13	ND<0.13	ND<0.14	ND<0.13	ND<0.15	ND<0.15	ND<0.005	ND<0.3
			itchen Sink (First Floor)	02/22/2025	ND<0.10	ND<0.10	ND<0.10	ND<0.10	ND<0.10	ND<0.10	ND<0.20	ND<0.10	ND<0.10	ND<0.10	ND<0.0094	ND<0.12
			Kitchen Sink	03/18/2025	ND<0.19	ND<0.19	ND<0.13	ND<0.19	ND<0.13	ND<0.13	ND<0.14	ND<0.13	ND<0.15	ND<0.15	ND<0.005	ND<0.3
			Kitchen Sink	02/17/2025	ND<0.10	ND<0.10	ND<0.10	ND<0.10	ND<0.10	ND<0.10	ND<0.20	ND<0.10	ND<0.10	ND<0.10	ND<0.0094	ND<0.12
			Kitchen Sink	02/22/2025	ND<0.10	ND<0.10	ND<0.10	ND<0.10	ND<0.10	ND<0.10	ND<0.20	ND<0.10	ND<0.10	ND<0.10	ND<0.0094	0.19 J
			Kitchen Sink	03/01/2025	ND<0.19	ND<0.19	ND<0.13	ND<0.19	ND<0.13	ND<0.13	ND<0.14	ND<0.13	ND<0.15	ND<0.15	ND<0.005	ND<0.3
			Kitchen Sink	02/20/2025	ND<0.10	ND<0.10	ND<0.10	ND<0.10	ND<0.10	ND<0.10	ND<0.20	ND<0.10	ND<0.10	ND<0.10	ND<0.0094	ND<0.12
			Pressure Tank	02/20/2025	ND<0.10	ND<0.10	ND<0.10	ND<0.10	ND<0.10	ND<0.10	ND<0.20	ND<0.10	ND<0.10	ND<0.10	ND<0.0095	1.2
			Kitchen Sink	02/25/2025	ND<0.10	ND<0.10	ND<0.10	ND<0.10	ND<0.10	ND<0.10	ND<0.20	ND<0.10	ND<0.10	ND<0.10	ND<0.0094	ND<0.12
			Kitchen Sink	02/22/2025	ND<0.10	ND<0.10	ND<0.10	ND<0.10	ND<0.10	ND<0.10	ND<0.20	ND<0.10	ND<0.10	ND<0.10	ND<0.0094	ND<0.12
				03/19/2025	ND<0.19	ND<0.19	ND<0.13	ND<0.19	ND<0.13	ND<0.13	ND<0.14	ND<0.13	ND<0.15	ND<0.15	ND<0.005	ND<0.3
			Kitchen Sink	02/25/2025	ND<0.10	ND<0.10	ND<0.10	ND<0.10	ND<0.10	ND<0.10	ND<0.20	ND<0.10	ND<0.10	ND<0.10	ND<0.0094	0.16 J
				03/18/2025	ND<0.19	ND<0.19	ND<0.13	ND<0.19	ND<0.13	ND<0.13	ND<0.14	ND<0.13	ND<0.15	ND<0.15	ND<0.005	ND<0.3
				04/16/2025	ND<0.19	ND<0.19	ND<0.13	ND<0.19	ND<0.13	ND<0.13	ND<0.14	ND<0.13	ND<0.15	ND<0.15	ND<0.005	ND<0.3
			Kitchen Sink	03/18/2025	ND<0.19	ND<0.19	ND<0.13	ND<0.19	ND<0.13	ND<0.13	ND<0.14	ND<0.13	ND<0.15	ND<0.15	ND<0.005	ND<0.3
				04/16/2025	ND<0.19	ND<0.19	ND<0.13	ND<0.19	ND<0.13	ND<0.13	ND<0.14	ND<0.13	ND<0.15	ND<0.15	ND<0.005	ND<0.3
			Kitchen Sink	02/25/2025	ND<0.10	ND<0.10	ND<0.10	ND<0.10	ND<0.10	ND<0.10	ND<0.20	ND<0.10	ND<0.10	ND<0.10	ND<0.0094	0.55
			Kitchen Sink	02/24/2025	ND<0.10	ND<0.10	ND<0.10	ND<0.10	ND<0.10	ND<0.10	ND<0.20	ND<0.10	ND<0.10	ND<0.10	ND<0.0094	0.18 J
			Kitchen Sink	03/08/2025	ND<0.19	ND<0.19	ND<0.13	ND<0.19	ND<0.13	ND<0.13	ND<0.14	ND<0.13	ND<0.15	ND<0.15	ND<0.005	ND<0.3
			Kitchen Sink	02/18/2025	ND<0.10	ND<0.10	ND<0.10	ND<0.10	ND<0.10	ND<0.10	ND<0.20	ND<0.10	ND<0.10	ND<0.10	ND<0.0094	ND<0.12
			Kitchen Sink	02/20/2025	ND<0.10	ND<0.10	ND<0.10	ND<0.10	ND<0.10	ND<0.10	ND<0.20	ND<0.10	ND<0.10	ND<0.10	ND<0.0094	ND<0.12
				03/05/2025	ND<0.19	ND<0.19	ND<0.13	ND<0.19	ND<0.13	ND<0.13	ND<0.14	ND<0.13	ND<0.15	ND<0.15	ND<0.005	ND<0.3
			itchen Sink (First Floor)	02/22/2025	ND<0.10	ND<0.10	ND<0.10	ND<0.10	ND<0.10	ND<0.10	ND<0.20	ND<0.10	ND<0.10	ND<0.10	ND<0.0094	ND<0.12
			re-Treatment Basement	02/22/2025	ND<0.10	ND<0.10	ND<0.10	ND<0.10	ND<0.10	ND<0.10	ND<0.20	ND<0.10	ND<0.10	ND<0.10	ND<0.0095	ND<0.12
			Kitchen Sink	02/26/2025	ND<0.10	ND<0.10	ND<0.10	ND<0.10	ND<0.10	ND<0.10	ND<0.20	ND<0.10	ND<0.10	ND<0.10	ND<0.0094	ND<0.12
			Pressure Tank	02/19/2025	ND<0.10	ND<0.10	ND<0.10	ND<0.10	ND<0.10	ND<0.10	ND<0.20	ND<0.10	ND<0.10	ND<0.10	ND<0.0095	ND<0.12
				03/11/2025	ND<0.19	ND<0.19	ND<0.13	ND<0.19	ND<0.13	ND<0.13	ND<0.14	ND<0.13	ND<0.15	ND<0.15	ND<0.005	**7.2**
			Bathroom Sink	02/21/2025	ND<0.10	ND<0.10	ND<0.10	ND<0.10	ND<0.10	ND<0.10	ND<0.20	ND<0.10	ND<0.10	ND<0.10	ND<0.0095	0.39 J
				03/07/2025	ND<0.19	ND<0.19	ND<0.13	ND<0.19	ND<0.13	ND<0.13	ND<0.14	ND<0.13	ND<0.15	ND<0.15	ND<0.005	ND<0.3
			Kitchen Sink - (Cottage)	02/21/2025	ND<0.10	ND<0.10	ND<0.10	ND<0.10	ND<0.10	ND<0.10	ND<0.20	ND<0.10	ND<0.10	ND<0.10	ND<0.0094	ND<0.12
			Kitchen Sink	03/18/2025	ND<0.19	ND<0.19	ND<0.13	ND<0.19	ND<0.13	ND<0.13	ND<0.14	ND<0.13	ND<0.15	ND<0.15	ND<0.005	ND<0.3
			Kitchen Sink	02/20/2025	ND<0.10	ND<0.10	ND<0.10	ND<0.10	ND<0.10	ND<0.10	ND<0.20	ND<0.10	ND<0.10	ND<0.10	ND<0.0094	ND<0.12
				03/31/2025	ND<0.19	ND<0.19	ND<0.13	ND<0.19	ND<0.13	ND<0.13	ND<0.14	ND<0.13	ND<0.15	ND<0.15	ND<0.005	ND<0.3
			Kitchen Sink	03/12/2025	ND<0.19	ND<0.19	ND<0.13	ND<0.19	ND<0.13	ND<0.13	ND<0.14	ND<0.13	ND<0.15	ND<0.15	ND<0.005	ND<0.3
				04/21/2025	ND<0.19	ND<0.19	ND<0.13	ND<0.19	ND<0.13	ND<0.13	ND<0.14	ND<0.13	ND<0.15	ND<0.15	ND<0.005	ND<0.3
			Pressure Tank	02/20/2025	ND<0.10	ND<0.10	ND<0.10	ND<0.10	ND<0.10	ND<0.10	ND<0.20	ND<0.10	ND<0.10	ND<0.10	ND<0.0095	ND<0.12
			Kitchen Sink	03/08/2025	ND<0.19	ND<0.19	ND<0.13	ND<0.19	ND<0.13	ND<0.13	ND<0.14	ND<0.13	ND<0.15	ND<0.15	ND<0.005	ND<0.3
			Pressure Tank	04/24/2025	ND<0.19	ND<0.19	ND<0.13	ND<0.19	ND<0.13	ND<0.13	ND<0.14	ND<0.13	ND<0.15	ND<0.15	ND<0.005	ND<0.3

Table 1
Potable Well Analytical Results Summary

Redacted

Sample Address	Well Depth (feet)	Pump Depth (feet)	Sample Location	Date	Benzene (µg/L)	Toluene (µg/L)	Ethyl-benzene (µg/L)	Total Xylenes (µg/L)	MTBE (µg/L)	Isopropyl Benzene (µg/L)	Naph-thalene (µg/L)	1,2,4-Trimethyl-benzene (µg/L)	1,3,5-Trimethyl-benzene (µg/L)	1,2-Dichloro-ethane (µg/L)	1,2 Dibromo-ethane (µg/L)	Dissolved Lead (µg/L)
			ntial, Used Aquifer		**5**	**1,000**	**700**	**10,000**	**20**	**840**	**100**	**130**	**130**	**5**	**0.05**	**5**
			Kitchen Sink-1 Apartment (Effluent1)	02/28/2025	ND<0.10	ND<0.10	ND<0.10	ND<0.10	ND<0.10	ND<0.10	ND<0.20	ND<0.10	ND<0.10	ND<0.10	ND<0.0094	0.55
				03/18/2025	ND<0.19	ND<0.19	ND<0.13	ND<0.19	ND<0.13	ND<0.13	ND<0.14	ND<0.13	ND<0.15	ND<0.15	ND<0.005	ND<0.3
				04/16/2025	ND<0.19	ND<0.19	ND<0.13	ND<0.19	ND<0.13	ND<0.13	ND<0.14	ND<0.13	ND<0.15	ND<0.15	ND<0.005	ND<0.3
			Kitchen Sink-2 House (Effluent2)	02/28/2025	ND<0.10	ND<0.10	ND<0.10	ND<0.10	ND<0.10	ND<0.10	ND<0.20	ND<0.10	ND<0.10	ND<0.10	ND<0.0096	0.18 J
				03/18/2025	ND<0.19	ND<0.19	ND<0.13	ND<0.19	ND<0.13	ND<0.13	ND<0.14	ND<0.13	ND<0.15	ND<0.15	ND<0.005	0.6 J
				04/16/2025	ND<0.19	ND<0.19	ND<0.13	ND<0.19	ND<0.13	ND<0.13	ND<0.14	ND<0.13	ND<0.15	ND<0.15	ND<0.005	0.4 J
			Basement (Influent)	03/05/2025	ND<0.19	ND<0.19	ND<0.13	ND<0.19	ND<0.13	ND<0.13	ND<0.14	ND<0.13	ND<0.15	ND<0.15	ND<0.005	0.8 J
			Pressure Tank (Influent)	03/27/2025	0.72	ND<0.19	ND<0.13	ND<0.19	ND<0.13	ND<0.13	ND<0.14	ND<0.13	ND<0.15	ND<0.15	ND<0.005	ND<0.3
				04/04/2025	ND<0.19	ND<0.19	ND<0.13	ND<0.19	ND<0.13	ND<0.13	0.35 J	ND<0.13	ND<0.15	ND<0.15	ND<0.005	ND<0.3
				04/11/2025	ND<0.19	ND<0.19	ND<0.13	ND<0.19	ND<0.13	ND<0.13	ND<0.14	ND<0.13	ND<0.15	ND<0.15	ND<0.005	ND<0.3
				05/28/2025	ND<0.19	ND<0.19	ND<0.13	ND<0.19	ND<0.13	ND<0.13	ND<0.14	ND<0.13	ND<0.15	ND<0.15	ND<0.005	0.6 J
			Kitchen Sink (Effluent)	03/05/2025	ND<0.19	ND<0.19	ND<0.13	ND<0.19	ND<0.13	ND<0.13	ND<0.14	ND<0.13	ND<0.15	ND<0.15	ND<0.005	ND<0.3
				04/04/2005	ND<0.19	ND<0.19	ND<0.13	ND<0.19	ND<0.13	ND<0.13	ND<0.14	ND<0.13	ND<0.15	ND<0.15	ND<0.005	ND<0.3
				04/11/2025	ND<0.19	ND<0.19	ND<0.13	ND<0.19	ND<0.13	ND<0.13	ND<0.14	ND<0.13	ND<0.15	ND<0.15	ND<0.005	ND<0.3
				05/28/2025	ND<0.19	ND<0.19	ND<0.13	ND<0.19	ND<0.13	ND<0.13	ND<0.14	ND<0.13	ND<0.15	ND<0.15	ND<0.005	ND<0.3
			Kitchen Sink	03/10/2025	ND<0.19	ND<0.19	ND<0.13	ND<0.19	ND<0.13	ND<0.13	ND<0.14	ND<0.13	ND<0.15	ND<0.15	ND<0.005	ND<0.3
				04/08/2025	ND<0.19	ND<0.19	ND<0.13	ND<0.19	ND<0.13	ND<0.13	ND<0.14	ND<0.13	ND<0.15	ND<0.15	ND<0.005	ND<0.3
			Utility Sink in Garage	02/22/2025	ND<0.10	ND<0.10	ND<0.10	ND<0.10	ND<0.10	ND<0.10	ND<0.20	ND<0.10	ND<0.10	ND<0.10	ND<0.0094	0.34 J
			Utility Sink in Garage	04/07/2025	ND<0.19	ND<0.19	ND<0.13	ND<0.19	ND<0.13	ND<0.13	ND<0.14	ND<0.13	ND<0.15	ND<0.15	ND<0.005	ND<0.3
			Pressure Tank	02/19/2025	ND<0.10	ND<0.10	ND<0.10	ND<0.10	ND<0.10	ND<0.10	ND<0.20	ND<0.10	ND<0.10	ND<0.10	ND<0.0095	0.017 J
			Kitchen Sink	03/10/2025	ND<0.19	ND<0.19	ND<0.13	ND<0.19	ND<0.13	ND<0.13	ND<0.14	ND<0.13	ND<0.15	ND<0.15	ND<0.005	ND<0.3
				04/16/2025	ND<0.19	ND<0.19	ND<0.13	ND<0.19	ND<0.13	ND<0.13	ND<0.14	ND<0.13	ND<0.15	ND<0.15	ND<0.005	ND<0.3
				07/18/2025	ND<0.19	ND<0.19	ND<0.13	ND<0.19	ND<0.13	ND<0.13	ND<0.14	ND<0.13	ND<0.15	ND<0.15	ND<0.005	2.9
			Kitchen Sink	02/20/2025	ND<0.10	ND<0.10	ND<0.10	ND<0.10	ND<0.10	ND<0.10	ND<0.20	ND<0.10	ND<0.10	ND<0.10	ND<0.0094	ND<0.12
			Pressure Tank	03/01/2025	ND<0.19	ND<0.19	ND<0.13	ND<0.19	ND<0.13	ND<0.13	ND<0.14	ND<0.13	ND<0.15	ND<0.15	ND<0.005	ND<0.3
				03/20/2025	ND<0.19	ND<0.19	ND<0.13	ND<0.19	ND<0.13	ND<0.13	ND<0.14	ND<0.13	ND<0.15	ND<0.15	ND<0.005	ND<0.3
				05/01/2025	ND<0.19	ND<0.19	ND<0.13	ND<0.19	ND<0.13	ND<0.13	ND<0.14	ND<0.13	ND<0.15	ND<0.15	ND<0.005	ND<0.3
			Kitchen Sink (First Floor)	03/06/2025	ND<0.19	ND<0.19	ND<0.13	ND<0.19	ND<0.13	ND<0.13	ND<0.14	ND<0.13	ND<0.15	ND<0.15	ND<0.005	ND<0.3
				04/01/2025	ND<0.19	ND<0.19	ND<0.13	ND<0.19	ND<0.13	ND<0.13	ND<0.14	ND<0.13	ND<0.15	ND<0.15	ND<0.005	0.4 J
			Kitchen Sink	03/15/2025	ND<0.19	ND<0.19	ND<0.13	ND<0.19	ND<0.13	ND<0.13	ND<0.14	ND<0.13	ND<0.15	ND<0.15	ND<0.005	ND<0.3
			Kitchen Sink (Effluent)	03/18/2025	ND<0.19	ND<0.19	ND<0.13	ND<0.19	ND<0.13	ND<0.13	ND<0.14	ND<0.13	ND<0.15	ND<0.15	ND<0.005	ND<0.3
			Pressure Tank	02/19/2025	ND<0.10	ND<0.10	ND<0.10	ND<0.10	ND<0.10	ND<0.10	ND<0.20	ND<0.10	ND<0.10	ND<0.10	ND<0.0095	ND<0.12
			Kitchen Sink	03/05/2025	ND<0.19	ND<0.19	ND<0.13	ND<0.19	ND<0.13	ND<0.13	ND<0.14	ND<0.13	ND<0.15	ND<0.15	ND<0.005	ND<0.3
			Spigot	02/13/2025	ND<0.10	ND<0.10	ND<0.10	ND<0.10	ND<0.10	ND<0.10	ND<0.20	ND<0.10	ND<0.10	ND<0.10	ND<0.0095	0.52
			Kitchen Sink	03/07/2025	ND<0.19	ND<0.19	ND<0.13	ND<0.19	ND<0.13	ND<0.13	ND<0.14	ND<0.13	ND<0.15	ND<0.15	ND<0.005	ND<0.3
			Influent	04/07/2025	ND<0.19	ND<0.19	ND<0.13	ND<0.19	ND<0.13	ND<0.13	ND<0.14	ND<0.13	ND<0.15	ND<0.15	ND<0.005	ND<0.3
			Midfluent	04/07/2025	ND<0.19	ND<0.19	ND<0.13	ND<0.19	ND<0.13	ND<0.13	ND<0.14	ND<0.13	ND<0.15	ND<0.15	ND<0.005	ND<0.3
			Effluent	04/07/2025	ND<0.19	ND<0.19	ND<0.13	ND<0.19	ND<0.13	ND<0.13	ND<0.14	ND<0.13	ND<0.15	ND<0.15	ND<0.005	ND<0.3
			Kitchen Sink	03/01/2025	ND<0.19	ND<0.19	ND<0.13	ND<0.19	ND<0.13	ND<0.13	ND<0.14	ND<0.13	ND<0.15	ND<0.15	ND<0.005	ND<0.3
			Kitchen Sink	03/01/2025	ND<0.19	ND<0.19	ND<0.13	ND<0.19	ND<0.13	ND<0.13	ND<0.14	ND<0.13	ND<0.15	ND<0.15	ND<0.005	ND<0.3
			Kitchen Sink	03/08/2025	ND<0.19	ND<0.19	ND<0.13	ND<0.19	ND<0.13	ND<0.13	ND<0.14	ND<0.13	ND<0.15	ND<0.15	ND<0.005	ND<0.3
			Well 15	03/07/2025	ND<0.19	ND<0.19	ND<0.13	ND<0.19	ND<0.13	ND<0.13	ND<0.14	ND<0.13	ND<0.15	ND<0.15	ND<0.005	ND<0.3
			Well 9	03/07/2025	ND<0.19	ND<0.19	ND<0.13	ND<0.19	ND<0.13	ND<0.13	ND<0.14	ND<0.13	ND<0.15	ND<0.15	ND<0.005	ND<0.3
			Kitchen Sink	04/09/2025	ND<0.19	ND<0.19	ND<0.13	ND<0.19	ND<0.13	ND<0.13	ND<0.14	ND<0.13	ND<0.15	ND<0.15	ND<0.005	ND<0.3
			Utility Sink (near Kitchen)	04/08/2025	ND<0.19	ND<0.19	ND<0.13	ND<0.19	ND<0.13	ND<0.13	ND<0.14	ND<0.13	ND<0.15	ND<0.15	ND<0.005	ND<0.3

Notes:
DEP = Pennsylvania Department of Environmental Protection
MSCs = Medium-Specific Concentrations per 25 Pa. Code Chapter 250
µg/L = Micrograms/Liter
ND<# = Not Detected (# is method detection limit)
NA = Not Available or Not Analyzed
MDL = Method Detection Limit
RL = Reporting Limit
PID = Photoionization Detector
ppm = Parts Per Million
J = Approximate value; result is < RL and ≥ MDL
* = See laboratory report for qualifiers
Bold = Exceeds the DEP MSC for a Used, Residential Aquifer < 2,500 mg/L total dissolved solids
Volatiles analyzed via EPA Method 524.2
EDB analyzed via EPA Method 8011 through 2/28/2025; samples collected beginning 3/1/2025 analyzed via EPA Method 504
Dissolved Lead analyzed via EPA Method 200.8

Table 2
Groundwater Analytical Results Summary

Well ID / Location	Date	Top of Casing Elevation (feet)	Screen Interval (feet)	Depth to Water (feet)	Depth to LNAPL (feet)	LNAPL Thickness (feet)	Ground-water Elevation (feet)	Product Adj. Groundwater Elevation (feet)	Sample Depth	Benzene (µg/L)	Toluene (µg/L)	Ethylbenzene (µg/L)	Total Xylenes (µg/L)	MTBE (µg/L)	Isopropyl Benzene (µg/L)	Naphthalene (µg/L)	1,2,4-Trimethylbenzene (µg/L)	1,3,5-Trimethylbenzene (µg/L)	1,2-Dichloroethane (EDC) (µg/L)	1,2 Dibromoethane (EDB) (µg/L)	Lead (µg/L)
DEP MSCs for a Residential, Used Aquifer									**fbtoc**	**5**	**1,000**	**700**	**10,000**	**20**	**840**	**100**	**130**	**130**	**5**	**0.05**	**5**
RW-1	03/24/2025	208.27	25-71.5	42.67	-	-	165.60	-	-	2.0	0.35 J	0.70	14	ND<0.13	0.67	2.1	12	13	ND<0.15	ND<0.005	ND<0.3
	05/01/2025	208.27		32.11	-	-	176.16	-	-	0.52	ND<0.19	ND<0.13	1.7	ND<0.13	0.51	3.2	4.0	2.3	ND<0.15	ND<0.005	ND<0.3
	06/17/2025	208.27		24.86	-	-	183.41	-	-	1.6	ND<0.20	0.30 J	3.1 J	ND<0.17	1.1	14	21	8.2	ND<0.13	ND<0.005	ND<0.34
	08/11/2025	208.27		31.34	-	-	176.93	-	-	3.0	ND<0.20	0.42 J	1.6	ND<0.17	1.3	15	22	6.6	ND<0.13	ND<0.005	ND<0.34
	11/6/2025*	208.27		47.92	-	-	160.35	-	-	ND<0.16	ND<0.20	ND<0.17	ND<0.33	ND<0.17	ND<0.19	ND<0.22	ND<0.19	ND<0.22	ND<0.13	ND<0.005	0.51 J
	12/5/2025	208.27		45.31	-	-	162.96	-	-	ND<0.16	ND<0.20	ND<0.17	ND<0.33	ND<0.17	ND<0.19	ND<0.22	ND<0.19	ND<0.22	ND<0.13	ND<0.005	ND<0.343
	2/5/2026	208.27		34.65	-	-	173.62	-	-	0.27 J	ND<0.20	ND<0.17	ND<0.33	ND<0.17	ND<0.19	ND<0.22	0.33 J	0.22 J	ND<0.13	ND<0.005	ND<0.343
	5/14/2026	208.27		27.85	-	-	180.42	-	-	3.5	0.52 J	1.9	18	ND<0.17	1.2	11	33	9.2	ND<0.13	ND<0.005	ND<0.343
	8/6/2026	208.27		28.99	-	-	179.28	-	-	0.54	ND<0.20	ND<0.17	ND<0.33	ND<0.17	0.35 J	0.25 J	1.4 J	0.27 J	ND<0.13	ND<0.005	ND<0.343
RW-2	06/05/2025	221.25	10-63	20.45	-	-	200.80	-	-	No sample collected - LNAPL observed in bailer post-purge of 3-well volumes											
	06/24/2025	221.25		-	-	-	-	-	48-63	**290**	500	220	1,400	ND<1.7	42	**460**	**1,100**	**350**	ND<1.3	ND<0.005	ND<0.34
	07/30/2025	221.25		27.92	-	-	193.33	-	-	**42**	78	39	310	ND<0.33	8.6	**200**	**390**	130	ND<0.26	ND<0.005	ND<0.34
	11/6/2025*	221.25		27.95	27.94	0.01	193.30	193.31	-	0.71 J	1.4 J	3.2	65	ND<0.33	3.4	25	**210**	**180**	ND<0.26	ND<0.005	ND<0.34
	12/5/2025	221.25		27.19	-	-	194.06	-	-	**97**	71	48	540	1.2 J	14	**110**	**460**	**210**	ND<0.66	ND<0.005	ND<0.343
	2/5/2026	221.25		27.03	-	-	194.22	-	-	**5.2 D**	2.0 D	6.4 D	110 D	0.87 JD	3.1 D	59 D	120 D	**160 D**	ND<0.26 D	ND<0.005	ND<0.343
	5/14/2026	221.25		28.01	-	-	193.24	-	-	**50**	7.7	30.0	440	ND<0.66	14	**160**	**400**	**160**	ND<0.53	ND<0.005	ND<0.343
	8/4/2026	221.25		25.26	25.22	0.04	195.99	196.02	-	**100**	7.4	60	270	0.97 J	15	**360**	**600**	**330**	ND<0.66	ND<0.005	ND<0.343
RW-3	06/05/2025	222.38	10-65	21.34	21.21	0.13	201.04	201.14	-	NS	NS	NS	NS	NS	NS	NS	NS	NS	NS	NS	NS
	06/25/2025	222.38		-	-	-	-	-	30-48	**100**	200	43	720	ND<0.66	16	**120**	**540**	**210**	ND<0.53	ND<0.005	ND<0.34
	06/24/2025	222.38		-	-	-	-	-	47-65	**100**	200	56	830	ND<0.66	15	**130**	**530**	**230**	ND<0.53	ND<0.005	ND<0.34
	07/30/2025	222.38		28.47	-	-	193.91	-	-	**140**	260	39	780	ND<0.42	7.8	**150**	**400**	**190**	ND<0.33	ND<0.005	ND<0.34
	11/6/2025*	222.38		27.22	27.20	0.02	195.16	195.18	-	**17**	68	29	390	ND<0.33	11	**140**	**380**	**150**	ND<0.26	ND<0.005	ND<0.34
	12/8/2025	222.38		26.60	-	-	195.78	-	-	**44**	93	80	1,000	ND<1.7	35	**280**	**960**	**360**	ND<1.3	ND<0.005	ND<0.343
	2/5/2026	222.38		25.80	-	-	196.58	-	-	**120 D**	54 D	62 D	550 D	ND<0.83 D	10 D	**170 D**	**510 D**	**200 D**	ND<0.66 D	ND<0.005	ND<0.343
	5/14/2026	222.38		27.07	-	-	195.31	-	-	**62**	45	49	460	ND<0.83	14	**160**	**480**	**160**	ND<0.83	ND<0.005	ND<0.343
	8/6/2026	222.38		24.88	-	-	197.50	-	-	**110**	110	53	530	ND<0.66	10	95	**320**	**140**	ND<0.53	ND<0.005	ND<0.343
DUP	8/6/2026	222.38		24.88	-	-	197.50	-	-	**100**	100	50	490	ND<0.66	9.4	**96**	**310**	130	ND<0.53	ND<0.005	ND<0.343
RW-4	06/05/2025	223.34	10-60	13.51	-	-	209.83	-	-	0.73	0.20	0.99	14	ND<0.17	0.60	2.3	16	13	ND<0.13	ND<0.19	ND<0.34
	07/30/2025	223.34		17.75	-	-	205.59	-	-	4.6	ND<0.20	ND<0.17	5.9 J	ND<0.17	0.49 J	8.4	3.1	1.5 J	ND<0.13	ND<0.005	ND<0.34
	11/6/2025*	223.34		23.22	-	-	200.12	-	-	ND<0.16	ND<0.20	ND<0.17	ND<0.33	ND<0.17	ND<0.19	ND<0.22	ND<0.19	ND<0.22	ND<0.13	ND<0.005	2.02
	12/8/2025	223.34		22.00	-	-	201.34	-	-	ND<0.16	ND<0.20	ND<0.17	ND<0.33	ND<0.17	ND<0.19	ND<0.22	ND<0.19	ND<0.22	ND<0.13	ND<0.005	ND<0.343
	2/5/2026	223.34		20.68	-	-	202.66	-	-	ND<0.16	ND<0.20	ND<0.17	ND<0.33	ND<0.17	ND<0.19	ND<0.22	ND<0.19	ND<0.22	ND<0.13	ND<0.005	ND<0.343
	5/14/2026	223.34		19.30	-	-	204.04	-	-	ND<0.16	ND<0.20	ND<0.17	ND<0.33	ND<0.17	ND<0.19	ND<0.22	ND<0.19	ND<0.22	ND<0.13	ND<0.005	ND<0.343
	8/5/2026	223.34		12.78	-	-	210.56	-	-	ND<0.16	ND<0.20	ND<0.17	ND<0.33	ND<0.17	ND<0.19	ND<0.22	ND<0.19	ND<0.22	ND<0.13	ND<0.005	ND<0.343
108 Spencer Road	05/09/2025	210.18	N/A	45.10	-	-	165.08	-	45.1	**8.9**	0.47 J	0.92	8.0	0.18 J	0.36 J	8.7	5.9	16	0.24 J	ND<0.005	ND<0.3
	05/09/2025	210.18		45.10	-	-	165.08	-	108	2.3	0.34 J	0.48 J	2.3	ND<0.13	0.44 J	8.5	9.0	11	ND<0.15	ND<0.005	ND<0.3
	05/09/2025	210.18		45.10	-	-	165.08	-	257	3.6	0.42 J	0.59	3.9	0.14 J	0.37 J	9.7	7.3	18	ND<0.15	ND<0.005	ND<0.3
	07/30/2025	210.18		36.55	-	-	173.63	-	-	**13**	1.0	3.2	32	ND<0.13	1.6	24	60	30	ND<0.15	ND<0.005	ND<0.3
	11/6/2025*	210.18		57.08	-	-	153.10	-	60	ND<0.32	ND<0.41	ND<0.33	ND<0.66	ND<0.33	ND<0.37	0.43 J	ND<0.38	ND<0.43	ND<0.26	ND<0.005	1.24
	12/8/2025	210.18		52.23	-	-	157.95	-	-	ND<0.16	ND<0.20	ND<0.17	ND<0.33	ND<0.17	ND<0.19	2.1	1.1 J	1.5 J	ND<0.13	ND<0.005	ND<0.343
	2/5/2026	210.18		52.37	-	-	157.81	-	65	0.58	ND<0.20	ND<0.17	0.38 J	ND<0.17	ND<0.19	0.76 J	1.2 J	2.1 J	ND<0.13	ND<0.005	ND<0.343
	5/14/2026	210.18		47.53	-	-	162.65		65	**11**	1.9	6.6	56	ND<0.17	3.1	28	93	27	ND<0.13	ND<0.005	ND<0.343
	8/7/2026	210.18		52.32	-	-	157.86		65	1.1	0.21 J	1.2	7.5	ND<0.17	1.6	7.2	30	5.3	ND<0.13	ND<0.005	ND<0.343
DUP	8/7/2026	210.18		52.32	-	-	157.86		65	1.1	0.23 J	1.1	7.9	ND<0.17	1.6	7.3	30	5.3	ND<0.13	ND<0.005	ND<0.343

* The underlined results associated with the 11/6/2025 sampling event are inconsistent with prior results as confirmed by the 12/3/25-12/8/25 resampling event

Table 2
Groundwater Analytical Results Summary

Well ID / Location	Date	Top of Casing Elevation (feet)	Screen Interval (feet)	Depth to Water (feet)	Depth to LNAPL (feet)	LNAPL Thickness (feet)	Ground-water Elevation (feet)	Product Adj. Groundwater Elevation (feet)	Sample Depth	Benzene (µg/L)	Toluene (µg/L)	Ethylbenzene (µg/L)	Total Xylenes (µg/L)	MTBE (µg/L)	Isopropyl Benzene (µg/L)	Naphthalene (µg/L)	1,2,4-Trimethylbenzene (µg/L)	1,3,5-Trimethylbenzene (µg/L)	1,2-Dichloroethane (EDC) (µg/L)	1,2 Dibromoethane (EDB) (µg/L)	Lead (µg/L)
DEP MSCs for a Residential, Used Aquifer									**fbtoc**	**5**	**1,000**	**700**	**10,000**	**20**	**840**	**100**	**130**	**130**	**5**	**0.05**	**5**
MW-1S	08/18/2025	225.20	20-40	23.51	-	-	201.69	-	-	ND<0.16	ND<0.20	ND<0.17	ND<0.33	ND<0.17	ND<0.19	ND<0.22	ND<0.19	ND<0.22	ND<0.13	ND<0.005	ND<0.34
	11/6/2025*	225.20		26.25	-	-	198.95	-	-	ND<0.16	ND<0.20	ND<0.17	ND<0.33	ND<0.17	ND<0.19	ND<0.22	ND<0.19	ND<0.22	ND<0.13	ND<0.005	**10.68**
	12/8/2025	225.20		25.22	-	-	199.98	-	-	4.0	3.2	26	310	ND<0.66	14	**110**	**320**	120	ND<0.53	ND<0.005	ND<0.343
	2/3/2026	225.20		24.26	-	-	200.94	-	-	0.42 J	ND<0.20	2.1	21	ND<0.17	1.5	9.6	26	10	ND<0.13	ND<0.005	ND<0.343
	5/13/2026	225.20		24.67	-	-	200.53	-	-	**6.2**	ND<0.41	21	160	ND<0.33	12	91	**230**	76	ND<0.26	ND<0.005	ND<0.343
	8/7/2026	225.20		22.58	-	-	202.62	-	-	0.26 J	ND<0.20	0.27 J	1.7 J	ND<0.17	0.78	5.4	14	6.6	ND<0.13	ND<0.005	ND<0.343
MW-1D	08/18/2025	225.55	50-75	29.59	-	-	195.96	-	-	ND<0.16	ND<0.20	ND<0.17	ND<0.33	ND<0.17	ND<0.19	0.27 J	0.75 J	0.44 J	ND<0.13	ND<0.005	ND<0.34
	11/6/2025*	225.55		30.05	-	-	195.50	-	-	ND<0.16	ND<0.20	ND<0.17	ND<0.33	ND<0.17	ND<0.19	ND<0.22	ND<0.19	ND<0.22	ND<0.13	ND<0.005	0.37 J
	12/5/2025	225.55		29.29	-	-	196.26	-	-	ND<0.16	ND<0.20	ND<0.17	ND<0.33	ND<0.17	ND<0.19	ND<0.22	ND<0.19	ND<0.22	ND<0.13	ND<0.005	ND<0.343
	2/3/2026	225.55		28.70	-	-	196.85	-	-	ND<0.16	ND<0.20	ND<0.17	ND<0.33	ND<0.17	ND<0.19	ND<0.22	ND<0.19	ND<0.22	ND<0.13	ND<0.005	ND<0.343
	5/13/2026	225.55		32.52	-	-	193.03	-	-	ND<0.16	ND<0.20	ND<0.17	ND<0.33	ND<0.17	ND<0.19	ND<0.22	ND<0.19	ND<0.22	ND<0.13	ND<0.005	ND<0.343
	8/7/2026	225.55		27.90	-	-	197.65	-	-	ND<0.16	ND<0.20	ND<0.17	ND<0.33	ND<0.17	ND<0.19	ND<0.22	ND<0.19	ND<0.22	ND<0.13	ND<0.005	ND<0.343
MW-2S	08/18/2025	223.96	20-40	26.75	-	-	197.21	-	-	ND<0.16	ND<0.20	ND<0.17	ND<0.33	ND<0.17	ND<0.19	ND<0.22	ND<0.19	ND<0.22	ND<0.13	ND<0.005	ND<0.34
	11/6/2025*	223.96		28.71	-	-	195.25	-	-	ND<0.16	ND<0.20	ND<0.17	ND<0.33	ND<0.17	ND<0.19	ND<0.22	ND<0.19	ND<0.22	ND<0.13	ND<0.005	2.95
	12/3/2025	223.96		27.79	-	-	196.17	-	-	ND<0.16	ND<0.20	ND<0.17	ND<0.33	ND<0.17	ND<0.19	ND<0.22	ND<0.19	ND<0.22	ND<0.13	ND<0.005	ND<0.343
	2/2/2026	223.96		26.87	-	-	197.09	-	-	ND<0.16	ND<0.20	ND<0.17	ND<0.33	ND<0.17	ND<0.19	ND<0.22	ND<0.19	ND<0.22	ND<0.13	ND<0.005	ND<0.3430
	5/11/2026	223.96		27.19	-	-	196.77	-	-	ND<0.16	ND<0.20	ND<0.17	ND<0.33	ND<0.17	ND<0.19	0.36 J	ND<0.19	ND<0.22	ND<0.13	ND<0.005	ND<0.343
	8/3/2026	223.96		27.45	-	-	196.51	-	-	ND<0.16	ND<0.20	ND<0.17	ND<0.33	ND<0.17	ND<0.19	ND<0.22	ND<0.19	ND<0.22	ND<0.13	ND<0.005	ND<0.343
MW-2D	08/18/2025	224.31	50-75	28.74	-	-	195.57	-	-	ND<0.16	ND<0.20	ND<0.17	ND<0.33	ND<0.17	ND<0.19	ND<0.22	ND<0.19	ND<0.22	ND<0.13	ND<0.005	ND<0.34
	11/6/2025*	224.31		29.71	-	-	194.60	-	-	ND<0.16	ND<0.20	ND<0.17	ND<0.33	ND<0.17	ND<0.19	ND<0.22	ND<0.19	ND<0.22	ND<0.13	ND<0.005	**8.39**
	12/3/2025	224.31		29.49	-	-	194.82	-	-	ND<0.16	ND<0.20	ND<0.17	ND<0.33	ND<0.17	ND<0.19	ND<0.22	ND<0.19	ND<0.22	ND<0.13	ND<0.005	ND<0.343
	12/3/2025**	224.31		29.49	-	-	194.82	-	-	-	-	-	-	-	-	-	-	-	-	-	ND<0.42
	02/03/2026	224.31		28.85	-	-	195.46	-	-	ND<0.16	ND<0.20	ND<0.17	ND<0.33	ND<0.17	ND<0.19	ND<0.22	ND<0.19	ND<0.22	ND<0.13	ND<0.005	ND<0.343
	05/11/2026	224.31		29.34	-	-	194.97	-	-	ND<0.16	ND<0.20	ND<0.17	ND<0.33	ND<0.17	ND<0.19	ND<0.22	ND<0.19	ND<0.22	ND<0.13	ND<0.005	ND<0.343
	08/04/2026	224.31		28.82	-	-	195.49	-	-	ND<0.16	ND<0.20	ND<0.17	ND<0.33	ND<0.17	ND<0.19	ND<0.22	ND<0.19	ND<0.22	ND<0.13	ND<0.005	ND<0.343
DUP	08/04/2026	224.31		28.82	-	-	195.49	-	-	ND<0.16	ND<0.20	ND<0.17	ND<0.33	ND<0.17	ND<0.19	ND<0.22	ND<0.19	ND<0.22	ND<0.13	ND<0.005	ND<0.343
MW-3S	08/18/2025	225.66	20-40	8.21	-	-	217.45	-	-	ND<0.16	ND<0.20	ND<0.17	ND<0.33	ND<0.17	ND<0.19	ND<0.22	ND<0.19	ND<0.22	ND<0.13	ND<0.005	ND<0.34
	11/6/2025*	225.66		8.85	-	-	216.81	-	-	ND<0.16	ND<0.20	ND<0.17	ND<0.33	ND<0.17	ND<0.19	ND<0.22	ND<0.19	ND<0.22	ND<0.13	ND<0.005	2.26
	12/3/2025	225.66		7.79	-	-	217.87	-	-	ND<0.16	ND<0.20	ND<0.17	ND<0.33	ND<0.17	ND<0.19	ND<0.22	ND<0.19	ND<0.22	ND<0.13	ND<0.005	ND<0.343
	2/2/2026	225.66		7.20	-	-	218.46	-	-	ND<0.16	ND<0.20	ND<0.17	ND<0.33	ND<0.17	ND<0.19	ND<0.22	ND<0.19	ND<0.22	ND<0.13	ND<0.005	ND<0.343
	05/11/2026	225.66		7.29	-	-	218.37	-	-	ND<0.16	ND<0.20	ND<0.17	ND<0.33	ND<0.17	ND<0.19	0.38 J	ND<0.19	ND<0.22	ND<0.13	ND<0.005	ND<0.343
	08/04/2026	225.66		6.68	-	-	218.98	-	-	ND<0.16	ND<0.20	ND<0.17	ND<0.33	ND<0.17	ND<0.19	0.35 J	0.20 J	ND<0.22	ND<0.13	ND<0.005	ND<0.343
MW-3D	08/18/2025	225.39	50-75	20.21	-	-	205.18	-	-	ND<0.16	0.32 J	ND<0.17	ND<0.33	ND<0.17	ND<0.19	ND<0.22	ND<0.19	ND<0.22	ND<0.13	ND<0.005	ND<0.34
	11/6/2025*	225.39		22.10	-	-	203.29	-	-	ND<0.16	ND<0.20	ND<0.17	ND<0.33	ND<0.17	ND<0.19	ND<0.22	ND<0.19	ND<0.22	ND<0.13	ND<0.005	0.51 J
	12/3/2025	225.39		20.42	-	-	204.97	-	-	ND<0.16	ND<0.20	ND<0.17	ND<0.33	ND<0.17	ND<0.19	ND<0.22	ND<0.19	ND<0.22	ND<0.13	ND<0.005	ND<0.343
	2/2/2026	225.39		20.10	-	-	205.29	-	-	ND<0.16	ND<0.20	ND<0.17	ND<0.33	ND<0.17	ND<0.19	ND<0.22	ND<0.19	ND<0.22	ND<0.13	ND<0.005	ND<0.343
	05/11/2026	225.39		20.32	-	-	205.07	-	-	ND<0.16	ND<0.20	ND<0.17	ND<0.33	ND<0.17	ND<0.19	ND<0.22	ND<0.19	ND<0.22	ND<0.13	ND<0.005	ND<0.343
	08/04/2026	225.39		19.53	-	-	205.86	-	-	ND<0.16	ND<0.20	ND<0.17	ND<0.33	ND<0.17	ND<0.19	ND<0.22	ND<0.19	ND<0.22	ND<0.13	ND<0.005	ND<0.343

* The underlined results associated with the 11/6/2025 sampling event are inconsistent with prior results as confirmed by the 12/3/25-12/8/25 resampling event

Table 2
Groundwater Analytical Results Summary

Well ID / Location	Date	Top of Casing Elevation (feet)	Screen Interval (feet)	Depth to Water (feet)	Depth to LNAPL (feet)	LNAPL Thickness (feet)	Ground-water Elevation (feet)	Product Adj. Groundwater Elevation (feet)	Sample Depth	Benzene (µg/L)	Toluene (µg/L)	Ethylbenzene (µg/L)	Total Xylenes (µg/L)	MTBE (µg/L)	Isopropyl Benzene (µg/L)	Naphthalene (µg/L)	1,2,4-Trimethylbenzene (µg/L)	1,3,5-Trimethylbenzene (µg/L)	1,2-Dichloroethane (EDC) (µg/L)	1,2 Dibromoethane (EDB) (µg/L)	Lead (µg/L)
DEP MSCs for a Residential, Used Aquifer									**fbtoc**	**5**	**1,000**	**700**	**10,000**	**20**	**840**	**100**	**130**	**130**	**5**	**0.05**	**5**
MW-4S	08/11/2025	196.67	15-40	21.86	-	-	174.81	-	-	ND<0.16	ND<0.20	ND<0.17	ND<0.33	ND<0.17	ND<0.19	ND<0.22	ND<0.19	ND<0.22	ND<0.13	ND<0.005	ND<0.34
	11/6/2025*	196.67		29.97	-	-	166.70	-	-	ND<0.16	ND<0.20	ND<0.17	ND<0.33	ND<0.17	ND<0.19	ND<0.22	ND<0.19	ND<0.22	ND<0.13	ND<0.005	**132.3**
	12/5/2025	196.67		26.58	-	-	170.09	-	-	ND<0.16	ND<0.20	ND<0.17	ND<0.33	ND<0.17	ND<0.19	ND<0.22	ND<0.19	ND<0.22	ND<0.13	ND<0.005	ND<0.343
	12/5/2025**	196.67		26.58	-	-	170.09	-	-	-	-	-	-	-	-	-	-	-	-	-	ND<0.42
	02/02/2026	196.67		20.77	-	-	175.90	-	-	ND<0.16	ND<0.20	ND<0.17	ND<0.33	ND<0.17	ND<0.19	ND<0.22	ND<0.19	ND<0.22	ND<0.13	ND<0.005	ND<0.343
	05/11/2026	196.67		20.31	-	-	176.36	-	-	ND<0.16	ND<0.20	ND<0.17	0.53 J	ND<0.17	ND<0.19	0.82 J	0.61 J	0.40 J	ND<0.13	ND<0.005	ND<0.343
	08/05/2026	196.67		20.88	-	-	175.79	-	-	ND<0.16	ND<0.20	ND<0.17	ND<0.33	ND<0.17	ND<0.19	ND<0.22	0.29 J	ND<0.22	ND<0.13	ND<0.005	ND<0.343
MW-4D	08/11/2025	196.63	50-75	29.06	-	-	167.57	-	-	ND<0.16	ND<0.20	ND<0.17	ND<0.33	ND<0.17	ND<0.19	ND<0.22	ND<0.19	ND<0.22	ND<0.13	ND<0.005	ND<0.34
	11/6/2025*	196.63		33.03	-	-	163.60	-	-	ND<0.16	ND<0.20	ND<0.17	ND<0.33	ND<0.17	ND<0.19	ND<0.22	ND<0.19	ND<0.22	ND<0.13	ND<0.005	**14.34**
	12/5/2025	196.63		34.24	-	-	162.39	-	-	ND<0.16	ND<0.20	ND<0.17	ND<0.33	ND<0.17	ND<0.19	ND<0.22	ND<0.19	ND<0.22	ND<0.13	ND<0.005	ND<0.343
	2/2/2026	196.63		28.89	-	-	167.74	-	-	ND<0.16	ND<0.20	ND<0.17	ND<0.33	ND<0.17	ND<0.19	ND<0.22	ND<0.19	ND<0.22	ND<0.13	ND<0.005	ND<0.343
	05/11/2026	196.63		27.86	-	-	168.77	-	-	ND<0.16	ND<0.20	ND<0.17	ND<0.33	ND<0.17	ND<0.19	0.42 J	0.36 J	0.29 J	ND<0.13	ND<0.005	ND<0.343
					-	-		-	-	ND<0.16	ND<0.20	ND<0.17	ND<0.33	ND<0.17	ND<0.19	0.37 J	ND<0.19	ND<0.22	ND<0.13	ND<0.005	ND<0.343
	8/5/2026	196.63		29.3	-	-	167.33	-	-	ND<0.16	ND<0.20	ND<0.17	ND<0.33	ND<0.17	ND<0.19	ND<0.22	ND<0.19	ND<0.22	ND<0.13	ND<0.005	ND<0.343
MW-5S	08/11/2025	213.69	10-35	4.33	-	-	209.36	-	-	ND<0.16	ND<0.20	ND<0.17	ND<0.33	ND<0.17	ND<0.19	ND<0.22	ND<0.19	ND<0.22	ND<0.13	ND<0.005	ND<0.34
	11/6/2025*	213.69		4.25	-	-	209.44	-	-	ND<0.16	ND<0.20	ND<0.17	ND<0.33	ND<0.17	ND<0.19	ND<0.22	ND<0.19	ND<0.22	ND<0.13	ND<0.005	**23.88**
	12/4/2025	213.69		3.18	-	-	210.51	-	-	ND<0.16	ND<0.20	ND<0.17	ND<0.33	ND<0.17	ND<0.19	ND<0.22	ND<0.19	ND<0.22	ND<0.13	ND<0.005	ND<0.343
	2/2/2026	213.69		2.30	-	-	211.39	-	-	ND<0.16	ND<0.20	ND<0.17	ND<0.33	ND<0.17	ND<0.19	ND<0.22	ND<0.19	ND<0.22	ND<0.13	ND<0.005	ND<0.343
	05/11/2026	213.69		2.29	-	-	211.40	-	-	ND<0.16	ND<0.20	ND<0.17	ND<0.33	ND<0.17	ND<0.19	ND<0.22	ND<0.19	ND<0.22	ND<0.13	ND<0.005	ND<0.343
	08/05/2026	213.69		2.39	-	-	211.30	-	-	ND<0.16	ND<0.20	ND<0.17	ND<0.33	ND<0.17	ND<0.19	ND<0.22	ND<0.19	ND<0.22	ND<0.13	ND<0.005	ND<0.343
MW-5D	08/11/2025	213.62	55-75	37.88	-	-	175.74	-	-	ND<0.16	ND<0.20	ND<0.17	ND<0.33	ND<0.17	ND<0.19	ND<0.22	ND<0.19	ND<0.22	ND<0.13	ND<0.005	ND<0.34
	11/6/2025*	213.62		37.85	-	-	175.77	-	-	ND<0.16	ND<0.20	ND<0.17	ND<0.33	ND<0.17	ND<0.19	ND<0.22	ND<0.19	ND<0.22	ND<0.13	ND<0.005	2.26
	12/3/2025	213.62		37.97	-	-	175.65	-	-	ND<0.16	ND<0.20	ND<0.17	ND<0.33	ND<0.17	ND<0.19	ND<0.22	ND<0.19	ND<0.22	ND<0.13	ND<0.005	ND<0.343
	2/2/2026	213.62		37.79	-	-	175.83	-	-	ND<0.16	ND<0.20	ND<0.17	ND<0.33	ND<0.17	ND<0.19	ND<0.22	ND<0.19	ND<0.22	ND<0.13	ND<0.005	ND<0.343
	5/12/2026	213.62		36.62	-	-	177.00	-	-	ND<0.16	ND<0.20	ND<0.17	ND<0.33	ND<0.17	ND<0.19	ND<0.22	ND<0.19	ND<0.22	ND<0.13	ND<0.005	ND<0.343
	8/5/2026	213.62		37.43	-	-	176.19	-	-	ND<0.16	ND<0.20	ND<0.17	ND<0.33	ND<0.17	ND<0.19	ND<0.22	ND<0.19	ND<0.22	ND<0.13	ND<0.005	ND<0.343
MW-6S	08/25/2025	215.18	20-39	23.70	-	-	191.48	-	-	0.84	ND<0.20	1.2	1.1 J	0.25 J	11	9.2	7.9	0.50 J	ND<0.13	ND<0.005	ND<0.34
	11/6/2025*	215.18		24.58	-	-	190.60	-	-	0.56 J	ND<0.41	ND<0.33	ND<0.66	0.34 J	4.2	5.8	0.83 J	ND<0.43	ND<0.26	ND<0.005	**70.91**
	12/5/2025	215.18		22.31	-	-	192.87	-	-	0.42 J	ND<0.20	0.17 J	ND<0.33	ND<0.17	2.0	2.3	0.27 J	ND<0.22	ND<0.13	ND<0.005	0.4162 J
	12/5/2025**	215.18		22.31	-	-	192.87	-	-	-	-	-	-	-	-	-	-	-	-	-	ND<0.42
	02/03/2026	215.18		22.88	-	-	192.30	-	-	0.83	ND<0.20	0.17 J	ND<0.33	0.18 J	1.2	2.1	ND<0.19	ND<0.22	ND<0.13	ND<0.005	**15.44**
	05/13/2026	215.18		23.08	-	-	192.10	-	-	0.29 J	ND<0.20	ND<0.17	ND<0.33	ND<0.17	1.4	1.3	ND<0.19	ND<0.22	ND<0.13	ND<0.005	2.254
					-	-		-	-	0.28 J	ND<0.20	ND<0.17	ND<0.33	ND<0.17	1.3	1.5	ND<0.19	ND<0.22	ND<0.13	ND<0.005	ND<0.343
	08/06/2026	215.18		18.54	-	-	196.64	-	-	ND<0.16	ND<0.20	ND<0.17	ND<0.33	ND<0.17	0.56	2.1	ND<0.19	ND<0.22	ND<0.13	ND<0.005	ND<0.343
MW-6D	08/25/2025	215.29	50-75	29.05	-	-	186.24	-	-	ND<0.64	ND<0.81	ND<0.67	ND<1.3	ND<0.66	1.9 J	4.5	ND<0.76	ND<0.87	ND<0.53	ND<0.005	ND<0.34
	11/6/2025*	215.29		30.12	-	-	185.17	-	-	0.32 J	ND<0.41	ND<0.33	ND<0.66	ND<0.33	ND<0.37	0.98 J	ND<0.38	ND<0.43	ND<0.26	ND<0.005	**165.8**
	12/8/2025	215.29		29.40	-	-	185.89	-	-	ND<0.16	ND<0.20	ND<0.17	ND<0.33	ND<0.17	ND<0.19	ND<0.22	ND<0.19	ND<0.22	ND<0.13	ND<0.005	ND<0.343
										ND<0.16	ND<0.20	ND<0.17	ND<0.33	ND<0.17	ND<0.19	ND<0.22	ND<0.19	ND<0.22	ND<0.13	ND<0.005	ND<0.343
	02/05/2026	215.29		27.02	-	-	188.27	-	-	ND<0.16	ND<0.20	ND<0.17	ND<0.33	ND<0.17	ND<0.19	ND<0.22	ND<0.19	ND<0.22	ND<0.13	ND<0.005	ND<0.343
	05/14/2026	215.29		26.47	-	-	188.82	-	-	ND<0.16	ND<0.20	ND<0.17	ND<0.33	ND<0.17	ND<0.19	ND<0.22	ND<0.19	ND<0.22	ND<0.13	ND<0.005	ND<0.343
	08/07/2026	215.29		26.00	-	-	189.29	-	-	ND<0.16	ND<0.20	ND<0.17	ND<0.33	ND<0.17	ND<0.19	ND<0.22	ND<0.19	ND<0.22	ND<0.13	ND<0.005	ND<0.343

* The underlined results associated with the 11/6/2025 sampling event are inconsistent with prior results as confirmed by the 12/3/25-12/8/25 resampling event

Table 2
Groundwater Analytical Results Summary

Well ID / Location	Date	Top of Casing Elevation (feet)	Screen Interval (feet)	Depth to Water (feet)	Depth to LNAPL (feet)	LNAPL Thickness (feet)	Ground-water Elevation (feet)	Product Adj. Groundwater Elevation (feet)	Sample Depth	Benzene (µg/L)	Toluene (µg/L)	Ethylbenzene (µg/L)	Total Xylenes (µg/L)	MTBE (µg/L)	Isopropyl Benzene (µg/L)	Naphthalene (µg/L)	1,2,4-Trimethylbenzene (µg/L)	1,3,5-Trimethylbenzene (µg/L)	1,2-Dichloroethane (EDC) (µg/L)	1,2 Dibromoethane (EDB) (µg/L)	Lead (µg/L)
DEP MSCs for a Residential, Used Aquifer									**fbtoc**	**5**	**1,000**	**700**	**10,000**	**20**	**840**	**100**	**130**	**130**	**5**	**0.05**	**5**
MW-7S	08/25/2025	205.67	15-40	33.27	-	-	172.40	-	-	ND<0.16	ND<0.20	ND<0.17	ND<0.33	ND<0.17	ND<0.19	ND<0.22	ND<0.19	ND<0.22	ND<0.13	ND<0.005	ND<0.34
	11/6/2025*	205.67		37.60	-	-	168.07	-	-	ND<0.16	ND<0.20	ND<0.17	ND<0.33	ND<0.17	ND<0.19	ND<0.22	ND<0.19	ND<0.22	ND<0.13	ND<0.005	**47.34**
	12/5/2025	205.67		35.36	-	-	170.31	-	-	ND<0.16	ND<0.20	ND<0.17	ND<0.33	ND<0.17	ND<0.19	ND<0.22	ND<0.19	ND<0.22	ND<0.13	ND<0.005	ND<0.343
	2/3/2026	205.67		30.51	-	-	175.16	-	-	ND<0.16	ND<0.20	ND<0.17	ND<0.33	ND<0.17	ND<0.19	ND<0.22	ND<0.19	ND<0.22	ND<0.13	ND<0.005	ND<0.343
	5/11/2026	205.67		28.56	-	-	177.11	-	-	ND<0.16	ND<0.20	ND<0.17	ND<0.33	ND<0.17	ND<0.19	0.35 J	ND<0.19	ND<0.22	ND<0.13	ND<0.005	ND<0.343
	8/5/2026	205.67		30.95	-	-	174.72	-	-	ND<0.16	ND<0.20	ND<0.17	ND<0.33	ND<0.17	ND<0.19	ND<0.22	ND<0.19	ND<0.22	ND<0.13	ND<0.005	ND<0.343
	8/5/2026	205.67		30.95	-	-	174.72	-	-	ND<0.16	ND<0.20	ND<0.17	ND<0.33	ND<0.17	ND<0.19	ND<0.22	ND<0.19	ND<0.22	ND<0.13	ND<0.005	ND<0.343
MW-7D	08/25/2025	205.47	50-75	35.82	-	-	169.65	-	-	ND<0.16	ND<0.20	ND<0.17	ND<0.33	ND<0.17	ND<0.19	ND<0.22	ND<0.19	ND<0.22	ND<0.13	ND<0.005	ND<0.34
	11/6/2025*	205.47		41.99	-	-	163.48	-	-	ND<0.16	ND<0.20	ND<0.17	ND<0.33	ND<0.17	ND<0.19	ND<0.22	ND<0.19	ND<0.22	ND<0.13	ND<0.005	**29.39**
	12/5/2025	205.47		41.75	-	-	163.72	-	-	ND<0.16	ND<0.20	ND<0.17	ND<0.33	ND<0.17	ND<0.19	ND<0.22	ND<0.19	ND<0.22	ND<0.13	ND<0.005	ND<0.343
	2/3/2026	205.47		34.31	-	-	171.16	-	-	ND<0.16	ND<0.20	ND<0.17	ND<0.33	ND<0.17	ND<0.19	ND<0.22	ND<0.19	ND<0.22	ND<0.13	ND<0.005	ND<0.343
	5/12/2026	205.47		31.87	-	-	173.60	-	-	ND<0.16	ND<0.20	ND<0.17	ND<0.33	ND<0.17	ND<0.19	ND<0.22	ND<0.19	ND<0.22	ND<0.13	ND<0.005	ND<0.343
	8/5/2026	205.47		34.80	-	-	170.67	-	-	ND<0.16	ND<0.20	ND<0.17	ND<0.33	ND<0.17	ND<0.19	ND<0.22	ND<0.19	ND<0.22	ND<0.13	ND<0.005	ND<0.343
MW-8S	08/25/2025	224.25	10-40	8.38	-	-	215.87	-	-	ND<0.16	ND<0.20	ND<0.17	ND<0.33	ND<0.17	ND<0.19	ND<0.22	ND<0.19	ND<0.22	ND<0.13	ND<0.005	ND<0.34
	11/6/2025*	224.25		8.47	-	-	215.78	-	-	ND<0.16	ND<0.20	ND<0.17	ND<0.33	ND<0.17	ND<0.19	ND<0.22	ND<0.19	ND<0.22	ND<0.13	ND<0.005	0.86 J
	12/3/2025	224.25		7.04	-	-	217.21	-	-	ND<0.16	ND<0.20	ND<0.17	ND<0.33	ND<0.17	ND<0.19	ND<0.22	ND<0.19	ND<0.22	ND<0.13	ND<0.005	ND<0.343
	2/3/2026	224.25		7.02	-	-	217.23	-	-	ND<0.16	ND<0.20	ND<0.17	ND<0.33	ND<0.17	ND<0.19	ND<0.22	ND<0.19	ND<0.22	ND<0.13	ND<0.005	ND<0.343
	5/12/2026	224.25		7.12	-	-	217.13	-	-	ND<0.16	ND<0.20	ND<0.17	ND<0.33	ND<0.17	ND<0.19	ND<0.22	ND<0.19	ND<0.22	ND<0.13	ND<0.005	ND<0.343
	8/5/2026	224.25		6.96	-	-	217.29	-	-	ND<0.16	ND<0.20	ND<0.17	ND<0.33	ND<0.17	ND<0.19	ND<0.22	ND<0.19	ND<0.22	ND<0.13	ND<0.005	ND<0.343
MW-8D	08/25/2025	224.17	50-75	42.65	-	-	181.52	-	-	ND<0.16	ND<0.20	ND<0.17	ND<0.33	ND<0.17	ND<0.19	ND<0.22	ND<0.19	ND<0.22	ND<0.13	ND<0.005	ND<0.34
	11/6/2025*	224.17		27.42	-	-	196.75	-	-	ND<0.16	ND<0.20	ND<0.17	ND<0.33	ND<0.17	ND<0.19	ND<0.22	ND<0.19	ND<0.22	ND<0.13	ND<0.005	**5.19**
	12/3/2025	224.17		28.18	-	-	195.99	-	-	ND<0.16	ND<0.20	ND<0.17	ND<0.33	ND<0.17	ND<0.19	ND<0.22	ND<0.19	ND<0.22	ND<0.13	ND<0.005	ND<0.343
		224.17			-	-		-	-	ND<0.16	ND<0.20	ND<0.17	ND<0.33	ND<0.17	ND<0.19	ND<0.22	ND<0.19	ND<0.22	ND<0.13	ND<0.005	ND<0.343
	02/03/2026	224.17		26.04	-	-	198.13	-	-	ND<0.16	ND<0.20	ND<0.17	ND<0.33	ND<0.17	ND<0.19	ND<0.22	ND<0.19	ND<0.22	ND<0.13	ND<0.005	ND<0.343
	05/13/2026	224.17		26.28	-	-	197.89	-	-	ND<0.16	ND<0.20	ND<0.17	ND<0.33	ND<0.17	ND<0.19	ND<0.22	ND<0.19	ND<0.22	ND<0.13	ND<0.005	ND<0.343
	08/05/2026	224.17		25.89	-	-	198.28	-	-	ND<0.16	ND<0.20	ND<0.17	ND<0.33	ND<0.17	ND<0.19	ND<0.22	ND<0.19	ND<0.22	ND<0.13	ND<0.005	ND<0.343
MW-9S	09/12/2025	204.92	10-40	31.21	-	-	173.71	-	-	2.6	ND<0.20	0.25 J	2.4	ND<0.17	1.2	3.8	11	1.3 J	ND<0.13	ND<0.005	1.59
	11/6/2025*	204.92		36.28	-	-	168.64	-	-	ND<0.16	ND<0.20	ND<0.17	ND<0.33	ND<0.17	ND<0.19	0.67 J	ND<0.19	ND<0.22	ND<0.13	ND<0.005	**8.04**
	12/5/2025	204.92		29.95	-	-	174.97	-	-	ND<0.16	ND<0.20	ND<0.17	ND<0.33	ND<0.17	ND<0.19	ND<0.22	ND<0.19	ND<0.22	ND<0.13	ND<0.005	ND<0.343
	2/2/2026	204.92		25.20	-	-	179.72	-	-	ND<0.16	ND<0.20	ND<0.17	ND<0.33	ND<0.17	ND<0.19	ND<0.22	ND<0.19	ND<0.22	ND<0.13	ND<0.005	ND<0.3430
	5/13/2026	204.92		23.78	-	-	181.14	-	-	ND<0.16	ND<0.20	ND<0.17	ND<0.33	ND<0.17	ND<0.19	ND<0.22	ND<0.19	ND<0.22	ND<0.13	ND<0.005	ND<0.343
	8/5/2026	204.92		25.26	-	-	179.66	-	-	ND<0.16	ND<0.20	ND<0.17	ND<0.33	ND<0.17	ND<0.19	ND<0.22	ND<0.19	ND<0.22	ND<0.13	ND<0.005	ND<0.343
MW-9D	09/12/2025	205.30	45-75	44.37	-	-	160.93	-	-	**22**	ND<0.20	0.48 J	ND<0.33	ND<0.17	9.9	47	63	13	ND<0.13	ND<0.005	ND<0.34
	09/19/2025	205.30		46.62	-	-	158.68	-	-	**11**	ND<0.20	0.21 J	6.9	ND<0.17	3.4	26	29	3.1	ND<0.13	ND<0.005	ND<0.34
	11/6/2025*	205.30		52.02	-	-	153.28	-	-	**16**	ND<0.20	0.38 J	4.8	ND<0.17	3.7	25	61	ND<0.22	ND<0.13	ND<0.005	0.39 J
	12/8/2025	205.30		51.65	-	-	153.65	-	-	**24**	ND<0.20	1.0	4.7	ND<0.17	7.4	38	120	ND<0.22	ND<0.13	ND<0.005	ND<0.343
	2/3/2026	205.30		38.29	-	-	167.01	-	-	**18**	ND<0.20	1.5	2.0 J	ND<0.17	13	6.2	59	ND<0.22	ND<0.13	ND<0.005	ND<0.343
	5/14/2026	205.30		35.13	-	-	170.17	-	-	4.4	ND<0.20	0.70	0.62 J	ND<0.17	7.6	1.2	8.8	ND<0.22	ND<0.13	ND<0.005	ND<0.343
		205.30		35.13	-	-	170.17	-	-	4.4	ND<0.20	0.72	0.61 J	ND<0.17	7.8	1.2	9.0	ND<0.22	ND<0.13	ND<0.005	ND<0.343
	8/6/2026	205.30		37.30	-	-	168.00	-	-	**7.8**	ND<0.20	0.85	ND<0.33	ND<0.17	5.0	0.62 J	6.5	ND<0.22	ND<0.13	ND<0.005	ND<0.343

* The underlined results associated with the 11/6/2025 sampling event are inconsistent with prior results as confirmed by the 12/3/25-12/8/25 resampling event

Table 2
Groundwater Analytical Results Summary

Well ID / Location	Date	Top of Casing Elevation (feet)	Screen Interval (feet)	Depth to Water (feet)	Depth to LNAPL (feet)	LNAPL Thickness (feet)	Ground-water Elevation (feet)	Product Adj. Groundwater Elevation (feet)	Sample Depth	Benzene (µg/L)	Toluene (µg/L)	Ethylbenzene (µg/L)	Total Xylenes (µg/L)	MTBE (µg/L)	Isopropyl Benzene (µg/L)	Naphthalene (µg/L)	1,2,4-Trimethylbenzene (µg/L)	1,3,5-Trimethylbenzene (µg/L)	1,2-Dichloroethane (EDC) (µg/L)	1,2 Dibromoethane (EDB) (µg/L)	Lead (µg/L)
DEP MSCs for a Residential, Used Aquifer									**fbtoc**	**5**	**1,000**	**700**	**10,000**	**20**	**840**	**100**	**130**	**130**	**5**	**0.05**	**5**
MW-10S	09/12/2025	196.05	10-40	39.55	-	-	156.50	-	-	ND<0.16	ND<0.20	ND<0.17	ND<0.33	ND<0.17	ND<0.19	0.48 J	ND<0.19	ND<0.22	ND<0.13	ND<0.005	NA
	11/06/2025	196.05		40.14	-	-	155.91	-	-	NS	NS	NS	NS	NS	NS	NS	NS	NS	NS	NS	NS
	12/5/2025	196.05		40.31	-	-	155.74	-	-	NS	NS	NS	NS	NS	NS	NS	NS	NS	NS	NS	NS
	2/3/2026	196.05		38.26	-	-	157.79	-	-	NS	NS	NS	NS	NS	NS	NS	NS	NS	NS	NS	NS
	5/13/2026	196.05		34.53	-	-	161.52	-	-	ND<0.16	ND<0.20	ND<0.17	ND<0.33	ND<0.17	ND<0.19	ND<0.22	ND<0.19	ND<0.22	ND<0.13	ND<0.005	ND<0.343
	8/5/2026	196.05		40.03	-	-	156.02	-	-	NS	NS	NS	NS	NS	NS	NS	NS	NS	NS	NS	NS
MW-10D	09/12/2025	196.36	50-75	42.78	-	-	153.58	-	-	ND<0.16	ND<0.20	ND<0.17	ND<0.33	ND<0.17	ND<0.19	ND<0.22	ND<0.19	ND<0.22	ND<0.13	ND<0.005	ND<0.34
	11/6/2025*	196.36		47.14	-	-	149.22	-	-	ND<0.16	ND<0.20	ND<0.17	ND<0.33	ND<0.17	ND<0.19	ND<0.22	ND<0.19	ND<0.22	ND<0.13	ND<0.005	**111.5**
	12/5/2025	196.36		49.61			146.75	-	-	ND<0.16	ND<0.20	ND<0.17	ND<0.33	ND<0.17	ND<0.19	ND<0.22	ND<0.19	ND<0.22	ND<0.13	ND<0.005	ND<0.343
		196.36						-	-	ND<0.16	ND<0.20	ND<0.17	ND<0.33	ND<0.17	ND<0.19	ND<0.22	ND<0.19	ND<0.22	ND<0.13	ND<0.005	ND<0.343
	12/5/2025**	196.36		49.61	-	-	146.75	-	-	-	-	-	-	-	-	-	-	-	-	-	ND<0.42
	02/03/2026	196.36		40.39	-	-	155.97	-	-	ND<0.16	ND<0.20	ND<0.17	ND<0.33	ND<0.17	ND<0.19	ND<0.22	ND<0.19	ND<0.22	ND<0.13	ND<0.005	ND<0.343
	05/13/2026	196.36		35.22	-	-	161.14	-	-	ND<0.16	ND<0.20	ND<0.17	ND<0.33	ND<0.17	ND<0.19	ND<0.22	ND<0.19	ND<0.22	ND<0.13	ND<0.005	ND<0.343
	08/06/2026	196.36		41.33	-	-	155.03	-	-	ND<0.16	ND<0.20	ND<0.17	ND<0.33	ND<0.17	ND<0.19	ND<0.22	ND<0.19	ND<0.22	ND<0.13	ND<0.005	ND<0.343
MW-11S	09/30/2025	218.91	20-40	36.74	-	-	182.17	-	-	0.18 J	ND<0.20	ND<0.17	ND<0.33	0.47 J	ND<0.19	ND<0.22	ND<0.19	ND<0.22	ND<0.13	ND<0.005	ND<0.34
	11/6/2025*	218.91		37.56	-	-	181.35	-	-	0.41 J	ND<0.20	ND<0.17	ND<0.33	ND<0.17	ND<0.19	ND<0.22	ND<0.19	ND<0.22	ND<0.13	ND<0.005	**16.72**
	12/4/2025	218.91		37.12	-	-	181.79	-	-	NS	NS	NS	NS	NS	NS	NS	NS	NS	NS	NS	NS
	2/4/2026	218.91		38.07	-	-	180.84	-	-	NS	NS	NS	NS	NS	NS	NS	NS	NS	NS	NS	NS
	3/19/2026	218.91		34.23	-	-	184.68	-	-	**25**	ND<0.20	ND<0.17	ND<0.33	0.48 J	ND<0.19	0.99 J	ND<0.19	ND<0.22	ND<0.13	ND<0.005	ND<0.343
	5/12/2026	218.91		37.50	-	-	181.41	-	-	NS	NS	NS	NS	NS	NS	NS	NS	NS	NS	NS	NS
	8/4/2026	218.91		38.60	-	-	180.31	-	-	NS	NS	NS	NS	NS	NS	NS	NS	NS	NS	NS	NS
MW-11D	09/30/2025	219.35	50-75	43.82	-	-	175.53	-	-	0.39 J	ND<0.20	ND<0.17	ND<0.33	0.19 J	ND<0.19	ND<0.22	ND<0.19	ND<0.22	ND<0.13	ND<0.005	ND<0.34
	11/6/2025*	219.35		44.01	-	-	175.34	-	-	ND<0.16	ND<0.20	ND<0.17	ND<0.33	ND<0.17	ND<0.19	ND<0.22	ND<0.19	ND<0.22	ND<0.13	ND<0.005	**17.65**
	12/4/2025	219.35		43.98	-	-	175.37	-	-	ND<0.16	ND<0.20	ND<0.17	ND<0.33	ND<0.17	ND<0.19	ND<0.22	ND<0.19	ND<0.22	ND<0.13	ND<0.005	ND<0.343
	2/4/2026	219.35		43.35	-	-	176.00	-	-	ND<0.16	ND<0.20	ND<0.17	ND<0.33	ND<0.17	ND<0.19	ND<0.22	ND<0.19	ND<0.22	ND<0.13	ND<0.005	ND<0.343
	5/12/2026	219.35		41.72	-	-	177.63	-	-	ND<0.16	ND<0.20	ND<0.17	ND<0.33	ND<0.17	ND<0.19	ND<0.22	ND<0.19	ND<0.22	ND<0.13	ND<0.005	ND<0.343
	8/4/2026	219.35		42.95	-	-	176.40	-	-	ND<0.16	ND<0.20	ND<0.17	ND<0.33	ND<0.17	ND<0.19	0.52 J	0.28 J	ND<0.22	ND<0.13	ND<0.005	ND<0.343
MW-12S	09/30/2025	215.97	15-45	29.92	-	-	186.05	-	-	2.1	ND<0.20	ND<0.17	0.58 J	0.47 J	ND<0.19	0.77 J	ND<0.19	ND<0.22	ND<0.13	ND<0.005	ND<0.34
	11/6/2025*	215.97		31.77	-	-	184.20	-	-	**14**	ND<0.20	ND<0.17	ND<0.33	0.65 J	ND<0.19	4.8	ND<0.19	ND<0.22	ND<0.13	ND<0.005	4.44
	12/4/2025	215.97		33.52	-	-	182.45	-	-	0.45 J	ND<0.20	ND<0.17	ND<0.33	0.59 J	ND<0.19	ND<0.22	ND<0.19	ND<0.22	ND<0.13	ND<0.005	ND<0.343
	2/4/2026	215.97		27.24	-	-	188.73	-	-	**29**	4.7	6.2	170	0.41 J	4.4	58	**160**	54	ND<0.13	ND<0.005	ND<0.343
	5/12/2026	215.97		32.32	-	-	183.65	-	-	**21**	4.0	5.2	280	0.62 J	6.3	94	**230**	79	ND<0.33	ND<0.005	ND<0.343
		215.97		32.32	-	-	183.65	-	-	**19**	3.4	3.8	210	ND<0.66	4.9	71	**170**	59	ND<0.53	ND<0.005	ND<0.343
	8/3/2026	215.97		30.35	-	-	185.62	-	-	**39**	ND<0.51	4.2	54 J	0.47 J	4.4	**110**	**300**	100	ND<0.33	ND<0.005	ND<0.343

* The underlined results associated with the 11/6/2025 sampling event are inconsistent with prior results as confirmed by the 12/3/25-12/8/25 resampling event

Table 2
Groundwater Analytical Results Summary

Well ID / Location	Date	Top of Casing Elevation (feet)	Screen Interval (feet)	Depth to Water (feet)	Depth to LNAPL (feet)	LNAPL Thickness (feet)	Ground-water Elevation (feet)	Product Adj. Groundwater Elevation (feet)	Sample Depth	Benzene (µg/L)	Toluene (µg/L)	Ethylbenzene (µg/L)	Total Xylenes (µg/L)	MTBE (µg/L)	Isopropyl Benzene (µg/L)	Naphthalene (µg/L)	1,2,4-Trimethylbenzene (µg/L)	1,3,5-Trimethylbenzene (µg/L)	1,2-Dichloroethane (EDC) (µg/L)	1,2 Dibromoethane (EDB) (µg/L)	Lead (µg/L)
DEP MSCs for a Residential, Used Aquifer									**fbtoc**	**5**	**1,000**	**700**	**10,000**	**20**	**840**	**100**	**130**	**130**	**5**	**0.05**	**5**
MW-12D	09/30/2025	216.28	50-75	50.01	-	-	166.27	-	-	ND<0.16	ND<0.20	ND<0.17	ND<0.33	0.39 J	ND<0.19	ND<0.22	ND<0.19	ND<0.22	ND<0.13	ND<0.005	ND<0.34
	11/6/2025*	216.28		51.06	-	-	165.22	-	-	ND<0.16	ND<0.20	ND<0.17	ND<0.33	ND<0.17	ND<0.19	ND<0.22	ND<0.19	ND<0.22	ND<0.13	ND<0.005	**10.23**
	12/4/2025	216.28		51.09	-	-	165.19	-	-	ND<0.16	ND<0.20	ND<0.17	ND<0.33	ND<0.17	ND<0.19	ND<0.22	ND<0.19	ND<0.22	ND<0.13	ND<0.005	ND<0.343
		216.28			-	-				ND<0.16	ND<0.20	ND<0.17	ND<0.33	ND<0.17	ND<0.19	ND<0.22	ND<0.19	ND<0.22	ND<0.13	ND<0.005	ND<0.343
	02/04/2026	216.28		48.58	-	-	167.70	-	-	ND<0.16	ND<0.20	ND<0.17	ND<0.33	ND<0.17	ND<0.19	0.53 J	0.33 J	ND<0.22	ND<0.13	ND<0.005	ND<0.343
	5/12/2026	216.28		45.15	-	-	171.13	-	-	ND<0.16	ND<0.20	ND<0.17	0.57 J	ND<0.17	ND<0.19	0.41 J	0.48 J	0.35 J	ND<0.13	ND<0.005	ND<0.343
	8/3/2026	216.28		46.69	-	-	169.59	-	-	ND<0.16	ND<0.20	ND<0.17	ND<0.33	ND<0.17	ND<0.19	0.30 J	ND<0.19	ND<0.22	ND<0.13	ND<0.005	ND<0.343
MW-13S	09/30/2025	211.98	20-40	37.12	-	-	174.86	-	-	3.2	ND<0.20	ND<0.17	4.2 J	ND<0.17	0.23 J	1.1	1.0 J	0.54 J	ND<0.13	ND<0.005	ND<0.34
	11/6/2025*	211.98		38.31	-	-	173.67	-	-	**27**	0.82	7.8	12	ND<0.17	8.8	28	86	7.4	ND<0.13	ND<0.005	**116.3**
	12/4/2025	211.98		35.94	-	-	176.04	-	-	2.5	ND<0.20	0.43 J	0.33 J	ND<0.17	0.34 J	1.8	4.3	ND<0.22	ND<0.13	ND<0.005	ND<0.343
	12/4/2025**	211.98		35.94	-	-	176.04	-	-	-	-	-	-	-	-	-	-	-	-	-	ND<0.42
	02/04/2026	211.98		23.82	-	-	188.16	-	-	ND<0.16	ND<0.20	ND<0.17	ND<0.33	ND<0.17	ND<0.19	ND<0.22	ND<0.19	ND<0.22	ND<0.13	ND<0.005	ND<0.343
	5/12/2026	211.98		21.75	-	-	190.23	-	-	ND<0.16	ND<0.20	ND<0.17	ND<0.33	ND<0.17	ND<0.19	ND<0.22	ND<0.19	ND<0.22	ND<0.13	ND<0.005	ND<0.343
	8/3/2026	211.98		23.07	-	-	188.91	-	-	ND<0.16	ND<0.20	ND<0.17	ND<0.33	ND<0.17	ND<0.19	ND<0.22	ND<0.19	ND<0.22	ND<0.13	ND<0.005	ND<0.343
DUP	8/3/2026	211.98		23.07	-	-	188.91	-	-	ND<0.16	ND<0.20	ND<0.17	ND<0.33	ND<0.17	ND<0.19	ND<0.22	ND<0.19	ND<0.22	ND<0.13	ND<0.005	ND<0.343
MW-13D	09/30/2025	211.93	50-75	64.46	-	-	147.47	-	-	ND<0.16	ND<0.20	ND<0.17	ND<0.33	ND<0.17	ND<0.19	0.23 J	ND<0.19	0.37 J	ND<0.13	ND<0.005	ND<0.34
	11/6/2025*	211.93		53.73	-	-	158.20	-	-	ND<0.16	ND<0.20	ND<0.17	ND<0.33	ND<0.17	ND<0.19	ND<0.22	ND<0.19	ND<0.22	ND<0.13	ND<0.005	**6.63**
	12/4/2025	211.93		51.60	-	-	160.33	-	-	ND<0.16	ND<0.20	ND<0.17	ND<0.33	ND<0.17	ND<0.19	ND<0.22	ND<0.19	ND<0.22	ND<0.13	ND<0.005	ND<0.343
	2/4/2026	211.93		36.40	-	-	175.53	-	-	ND<0.16	ND<0.20	ND<0.17	ND<0.33	ND<0.17	ND<0.19	ND<0.22	ND<0.19	ND<0.22	ND<0.13	ND<0.005	ND<0.343
	5/12/2026	211.93		34.72	-	-	177.21	-	-	ND<0.16	ND<0.20	ND<0.17	ND<0.33	ND<0.17	ND<0.19	0.35 J	ND<0.19	ND<0.22	ND<0.13	ND<0.005	ND<0.343
	8/3/2026	211.93		36.19	-	-	175.74	-	-	ND<0.16	ND<0.20	ND<0.17	ND<0.33	ND<0.17	ND<0.19	ND<0.22	ND<0.19	ND<0.22	ND<0.13	ND<0.005	ND<0.343
MW-14S	03/19/2026	202.94	10-40	22.92	-	-	180.02	-	-	ND<0.16	0.49 J	ND<0.17	0.41 J	ND<0.17	ND<0.19	ND<0.22	ND<0.19	ND<0.22	ND<0.13	ND<0.005	ND<0.343
	03/19/2026	202.94		22.92	-	-	180.02	-	-	ND<0.16	0.58 J	ND<0.17	0.43 J	ND<0.17	ND<0.19	ND<0.22	ND<0.19	ND<0.22	ND<0.13	ND<0.005	ND<0.343
	05/13/2026	202.94		38.61	-	-	164.33	-	-	NS	NS	NS	NS	NS	NS	NS	NS	NS	NS	NS	NS
	08/03/2026	202.94		38.70	-	-	164.24	-	-	NS	NS	NS	NS	NS	NS	NS	NS	NS	NS	NS	NS
MW-14D	03/19/2026	202.79	45-75	23.35	-	-	179.44	-	-	ND<0.16	ND<0.20	ND<0.17	ND<0.33	ND<0.17	ND<0.19	ND<0.22	ND<0.19	ND<0.22	ND<0.13	ND<0.005	ND<0.343
	05/13/2026	202.79		39.85	-	-	162.94	-	-	ND<0.16	ND<0.20	ND<0.17	ND<0.33	ND<0.17	ND<0.19	ND<0.22	ND<0.19	ND<0.22	ND<0.13	ND<0.005	ND<0.343
	08/03/2026	202.79		47.39	-	-	155.40	-	-	ND<0.16	ND<0.20	ND<0.17	ND<0.33	ND<0.17	ND<0.19	ND<0.22	ND<0.19	ND<0.22	ND<0.13	ND<0.005	ND<0.343
MW-15S	06/18/2026	225.02	10-40	24.63	-	-	200.39	-	-	3.3	4.9	6.6	64	ND<0.17	5.4	29	99	44	ND<0.13	ND<0.005	ND<0.343
		225.02			-	-		-	-	3.3	5.3	7.4	71	ND<0.17	5.5	31	110	48	ND<0.13	ND<0.005	ND<0.343
	08/03/2026	225.02		25.29	25.28	0.01	199.73	199.74	-	3.7	ND<0.20	ND<0.17	13	ND<0.17	2.2	20	12	7.2	ND<0.13	ND<0.005	ND<0.343
MW-15D	06/18/2026	224.97	50-75	30.65	-	-	194.32	-	-	ND<0.16	ND<0.20	ND<0.17	ND<0.33	ND<0.17	ND<0.19	ND<0.22	ND<0.19	ND<0.22	ND<0.13	ND<0.005	ND<0.343
	08/03/2026	224.97		31.44	-	-	193.53	-	-	ND<0.16	ND<0.20	ND<0.17	ND<0.33	ND<0.17	ND<0.19	ND<0.22	ND<0.19	ND<0.22	ND<0.13	ND<0.005	ND<0.343

* The underlined results associated with the 11/6/2025 sampling event are inconsistent with prior results as confirmed by the 12/3/25-12/8/25 resampling event

Table 2
Groundwater Analytical Results Summary

Well ID / Location	Date	Top of Casing Elevation (feet)	Screen Interval (feet)	Depth to Water (feet)	Depth to LNAPL (feet)	LNAPL Thickness (feet)	Ground-water Elevation (feet)	Product Adj. Groundwater Elevation (feet)	Sample Depth	Benzene (µg/L)	Toluene (µg/L)	Ethylbenzene (µg/L)	Total Xylenes (µg/L)	MTBE (µg/L)	Isopropyl Benzene (µg/L)	Naphthalene (µg/L)	1,2,4-Trimethylbenzene (µg/L)	1,3,5-Trimethylbenzene (µg/L)	1,2-Dichloroethane (EDC) (µg/L)	1,2 Dibromoethane (EDB) (µg/L)	Lead (µg/L)
DEP MSCs for a Residential, Used Aquifer									**fbtoc**	**5**	**1,000**	**700**	**10,000**	**20**	**840**	**100**	**130**	**130**	**5**	**0.05**	**5**
MW-16DD	07/13/2026	223.35	125-150	28.56	-	-	194.79	-	-	ND<0.16	ND<0.20	ND<0.17	ND<0.33	ND<0.17	ND<0.19	ND<0.22	ND<0.19	ND<0.22	ND<0.13	ND<0.005	**8.72**
	08/06/2026	223.35		27.70	-	-	195.65	-	-	ND<0.16	ND<0.20	ND<0.17	ND<0.33	ND<0.17	ND<0.19	ND<0.22	ND<0.19	ND<0.22	ND<0.13	ND<0.005	0.6933 J
MW-17DD	07/13/2026	222.20	125-150	27.55	-	-	194.65	-	-	ND<0.16	0.24 J	ND<0.17	ND<0.33	ND<0.17	ND<0.19	ND<0.22	ND<0.19	ND<0.22	ND<0.13	ND<0.005	ND<0.343
		222.20			-	-		-	-	ND<0.16	0.20 J	ND<0.17	ND<0.33	ND<0.17	ND<0.19	ND<0.22	ND<0.19	ND<0.22	ND<0.13	ND<0.005	ND<0.343
	08/07/2026	222.20		26.84	-	-	195.36	-	-	ND<0.16	ND<0.20	ND<0.17	ND<0.33	ND<0.17	ND<0.19	ND<0.22	0.41 J	ND<0.22	ND<0.13	ND<0.005	ND<0.343
MW-18DD	07/13/2026	221.03	125-150	27.45	-	-	193.58	-	-	ND<0.16	ND<0.20	ND<0.17	ND<0.33	ND<0.17	ND<0.19	ND<0.22	ND<0.19	ND<0.22	ND<0.13	ND<0.005	ND<0.343
	08/07/2026	221.03		26.17	-	-	194.86	-	-	ND<0.16	ND<0.20	ND<0.17	ND<0.33	ND<0.17	ND<0.19	0.22 J	0.89 J	0.37 J	ND<0.13	ND<0.005	ND<0.343
MW-19D	06/29/2026	219.64	50-75	25.34	-	-	194.30	-	-	ND<0.16	ND<0.20	ND<0.17	ND<0.33	ND<0.17	ND<0.19	ND<0.22	ND<0.19	ND<0.22	ND<0.13	ND<0.005	ND<0.343
	08/04/2026	219.64		24.91	-	-	194.73	-	-	ND<0.16	ND<0.20	ND<0.17	ND<0.33	ND<0.17	ND<0.19	ND<0.22	ND<0.19	ND<0.22	ND<0.13	ND<0.005	ND<0.343
MW-20D	06/29/2026	216.92	50-75	38.94	-	-	177.98	-	-	ND<0.16	ND<0.20	ND<0.17	ND<0.33	0.42 J	ND<0.19	ND<0.22	ND<0.19	ND<0.22	ND<0.13	ND<0.005	ND<0.343
	08/04/2026	216.92		30.49	-	-	186.43	-	-	ND<0.16	ND<0.20	ND<0.17	ND<0.33	0.38 J	ND<0.19	0.63 J	0.28 J	ND<0.22	ND<0.13	ND<0.005	ND<0.343
Well A	06/29/2026	223.16	11-65 (Open)	26.43	-	-	196.73	-	-	**570**	220	75	1,000	0.19 J	35	**220**	**520**	**180**	ND<0.13	ND<0.005	ND<0.343
	08/04/2026	223.16		26.81	-	-	196.35	-	-	**260**	76	33	520	ND<0.66	23	**190**	**360**	**140**	ND<0.53	ND<0.005	ND<0.343
Well B	05/21/2026	220.43	11.5-65 (Open)	33.64	-	-	186.79	-	-	ND<0.16	ND<0.20	ND<0.17	ND<0.33	ND<0.17	ND<0.19	ND<0.22	ND<0.19	ND<0.22	ND<0.13	ND<0.005	ND<0.343
		220.43								ND<0.16	ND<0.20	ND<0.17	ND<0.33	ND<0.17	ND<0.19	ND<0.22	ND<0.19	ND<0.22	ND<0.13	ND<0.005	ND<0.343
	08/04/2026	220.43		32.80	32.79	0.01	187.63	187.64	-	0.26 J	ND<0.20	ND<0.17	2.3 J	0.25 J	0.38 J	17	23	15	ND<0.13	ND<0.005	ND<0.343
Well C	05/21/2026	219.74	10-65 (Open)	26.98	-	-	192.76	-	-	ND<0.16	ND<0.20	0.83	9.5	ND<0.17	0.56	3.3	22	17	ND<0.13	ND<0.005	ND<0.343
	08/04/2026	219.74		24.89	24.85	0.04	194.85	194.88	-	**15**	18	44	320	ND<0.66	19	**150**	**420**	**190**	ND<0.53	ND<0.005	ND<0.343
Well D	06/29/2026	219.65	10-40 (Open)	21.90	-	-	197.75	-	-	ND<0.16	ND<0.20	ND<0.17	ND<0.33	ND<0.17	ND<0.19	1.4	3.2	6.7	ND<0.13	ND<0.005	ND<0.343
	08/04/2026	219.65		18.15	-	-	201.50	-	-	1.6	ND<0.20	0.45 J	6.6	ND<0.17	0.74	55	33	57	ND<0.13	ND<0.005	ND<0.343
Well E	06/29/2026	216.83	10-40 (Open)	25.89	-	-	190.94	-	-	ND<0.16	ND<0.20	ND<0.17	ND<0.33	ND<0.17	ND<0.19	ND<0.22	ND<0.19	ND<0.22	ND<0.13	ND<0.005	ND<0.343
	08/04/2026	216.83		26.27	-	-	190.56	-	-	ND<0.16	ND<0.20	ND<0.17	ND<0.33	ND<0.17	ND<0.19	ND<0.22	ND<0.19	ND<0.22	ND<0.13	ND<0.005	ND<0.343

Notes:
Product Adjusted Groundwater Elevation was calculated with the specific gravity midpoint of Jet A fuel (0.80)
- = Not calculated/not measured
fbtoc = feet below top of casing
DEP = Pennsylvania Department of Environmental Protection
MSCs = Medium-Specific Concentrations per 25 Pa. Code Chapter 250
108 Spencer Road was sampled on 5/9/2025 via Hydrasleeves at designated intervals
There was insufficient water volume from MW-10S for sample collection of dissolved lead on 9/12/2025.
** Inter-laboratory duplicate analysis for lead analysis only
The sample collected at 108 Spencer Road well on December 8, 2025 is referenced in the laboratory analytical report as MW32.
* The underlined results associated with the 11/6/2025 sampling event are inconsistent with prior results as confirmed by the 12/3/25-12/8/25 resampling event
** - Inter-laboratory duplicate analysis for lead analysis only

µg/L = Micrograms/Liter
ND<# = Not Detected (# is method detection limit)
LNAPL = Light Non-Aqueous Phase Liquid
MTBE = Methyl tert-Butyl Ether
NS = Not Sampled
Dup = Duplicate sample
J = Estimated value

* The underlined results associated with the 11/6/2025 sampling event are inconsistent with prior results as confirmed by the 12/3/25-12/8/25 resampling event

Table 3
Liquid-Level Gauging Data Summary

Well Location	Date	Time of Day	Depth to LNAPL (ft.)	Depth to Water (ft.)	LNAPL Thickness (ft.)	Well Head Screening (ppm)	Comments
Redacted Glenwood Drive	1/28/2025	0918	Not measured	Not Measured	-	23.6	Could not get bailer past ~25 feet hitting obstruction.
	1/29/2025	-	Unable to measure	Unable to measure	-	38.5	Pump or obstruction at ~25 feet below top of casing.
	2/3/2025	-	29.05	34.12	5.07	117	Pump set at 100 feet below top of casing
	2/5/2025	9:45 AM	28.32	33.37	5.05	61.7	Pump out 8.2 gallons LNAPL
	2/6/2025	-	29.27	29.38	0.11	-	-
	2/7/2025	-	29.17	29.21	0.04	93.1	-
	2/8/2025	-	29.08	29.15	0.07	-	-
	2/8/2025	-	29.14	29.31	0.17	-	-
	2/9/2025	11:44 AM	29.08	29.16	0.08	72.9	-
	2/9/2025	12:30 PM	30.46	30.51	0.05	-	-
	2/10/2025	9:30 AM	28.75	28.80	0.05	-	-
	2/11/2025	-	28.41	28.42	0.01	42	0% LEL
	2/12/2025	1:55 PM	27.93	27.95	0.02	28	Not recoverable with Bailer
	2/13/2025	8:45 AM	27.65	27.67	0.02	50	Not recoverable with Bailer
	2/14/2025	9:00 AM	27.81	27.83	0.02	6	Not recoverable with Bailer
	2/15/2025	10:55 AM	-	24.44	-	30.5	-
	2/17/2025	-	26.77	26.79	0.02	8.0	Not recoverable with Bailer
	2/18/2025	10:00 AM	26.70	26.72	0.02	12.0	-
	2/19/2025	11:35 AM	28.08	28.09	0.01	28.0	Not recoverable with Bailer
	2/20/2025	-	26.34	26.36	0.02	6.0	Not recoverable with Bailer
	2/21/2025	-	26.38	26.40	0.02	6.0	Not recoverable with Bailer
	2/22/2025	9:52 AM	26.27	26.29	0.02	12.0	Not recoverable with Bailer
	2/24/2025	-	26.53	26.55	0.02	47	Not recoverable with Bailer
	2/25/2025	-	26.30	26.32	0.02	30	Deployed absorbent sock
	2/26/2025	9:15 AM	26.52	26.53	0.01	7	Pulled and Replaced sock
	2/27/2025	9:25 AM	-	26.41	-	22	Pulled and Replaced sock
	2/28/2025	10:00 AM	-	26.81	-	3.0	Pulled and Replaced sock
	3/1/2025	11:05 AM	-	26.57	-	4	-
	3/3/2025	9:45 AM	-	27.49	-	5	Pulled and Replaced sock
	3/4/2025	-	-	27.19	-	7	Pulled and Replaced sock
	3/5/2025	-	-	27.14	-	3	-
	3/6/2025	-	-	27.11	-	2	-
	3/7/2025	-	-	26.42	-	1	-
	3/8/2025	-	-	26.10	-	0	-
	3/10/2025	10:00 AM	-	25.95	-	3	Pulled and Replaced sock (50%)
	3/11/2025	9:45 AM	-	26.21	-	1	Did not replace sock (<5%)
	3/12/2025	9:45 AM	-	26.15	-	1	Did not replace sock (<5%)
	3/13/2025	9:20 AM	-	26.38	-	3	Did not replace sock (<5%)
	3/14/2025	9:30 AM	-	26.62	-	3	Did not replace sock (10%)
	3/15/2025	11:29 AM	-	26.80	-	1	Pulled and Replaced sock
	3/17/2025	9:50 AM	-	26.96	-	3	Did not replace sock (<5%)
	3/18/2025	10:05 AM	-	26.49	-	0	Did not replace sock (<5%)
	3/19/2025	9:36 AM	-	26.35	-	2	Did not replace sock (<5%)
	3/20/2025	9:30 AM	-	25.95	-	1	Did not replace sock (<5%)
	3/21/2025	9:35 AM	-	25.74	-	1	Did not replace sock (<10%)
	3/22/2025	9:30 AM	-	26.79	-	2	Pulled and replaced Sock (10%)
	3/24/2025	11:08 AM	-	25.25	-	1	Did not replace sock (<10%)
	3/25/2025	9:36 AM	-	25.35	-	0	Did not replace sock (<10%)
	3/26/2025	9:50 AM	-	25.50	-	2	Did not replace sock (25%)
	3/27/2025	10:45 AM	-	25.78	-	0.0	Did not replace sock (25%)
	3/28/2025	10:13 AM	-	25.58	-	2.2	Did not replace sock (25%)
	3/29/2025	10:24 AM	-	25.21	-	3.3	Did not replace sock (25%)
	3/31/2025	10:37 AM	-	25.24	-	0.2	Did not replace sock (50%)
	4/1/2025	10:53 AM	-	25.38	-	2.8	Did not replace sock (50%)
	4/2/2025	10:52 AM	-	25.38	-	1.0	Replaced sock (50%)
	4/3/2025	10:51 AM	-	24.81	-	6.1	Did not replace sock (25%)
	4/4/2025	10:20 AM	-	24.40	-	0.4	Replaced sock (75%)
	4/5/2025	10:06 AM	-	24.39	-	0.5	Did not replace sock (25%)
	4/7/2025	10:22 AM	-	23.81	-	8.8	Replaced sock (50%)
	4/8/2025	10:26 AM	-	23.90	-	4.3	Replaced sock (40%)
	4/9/2025	10:19 AM	-	24.58	-	2.4	Did not replace sock (50%)
	4/10/2025	9:41 AM	-	24.96	-	0.9	Did not replace sock (50%)
	4/11/2025	9:42 AM	-	24.55	-	0.8	Did not replace sock (50%)
	4/12/2025	10:05 AM	-	24.20	-	0.9	Did not replace sock (50%)
	4/14/2025	10:58 AM	-	24.10	-	7.1	Did not replace sock (50%)
	4/15/2025	9:30 AM	-	23.39	-	2.3	Did not replace sock (50%)
	4/16/2025	9:26 AM	-	23.47	-	2.6	Replaced sock (80%)
	4/17/2025	9:29 AM	-	24.08	-	0.3	Did not replace sock (0%)
	4/18/2025	11:10 AM	-	24.40	-	1.5	Did not replace sock (5%)
	4/19/2025	10:12 AM	-	24.12	-	7.7	Did not replace sock (25%)
	4/21/2025	9:16 AM	-	24.89	-	2.6	Replaced sock (25%)
	4/22/2025	9:35 AM	-	24.56	-	1.7	Did not replace sock (0%)
	4/23/2025	9:36 AM	-	25.03	-	1.4	Did not replace sock (0%)
	4/24/2025	9:40 AM	-	25.19	-	3.2	Did not replace sock (0%)
	4/25/2025	9:10 AM	-	25.61	-	0.0	Did not replace sock (0%)
	4/26/2025	9:23 AM	-	24.93	-	0.0	Did not replace sock (0%)
	4/28/2025	9:34 AM	-	25.99	-	6.1	Did not replace sock (0%)
	4/29/2025	9:30 AM	-	26.09	-	1.2	Removed Sock (1%)
	4/30/2025	9:50 AM	-	26.35	-	3.1	-
	5/1/2025	9:50 AM	-	26.09	-	7.4	-
	5/2/2025	9:25 AM	-	25.63	-	2.1	-
	5/3/2025	11:00 AM	-	26.32	-	5.7	-
	5/5/2025	9:40 AM	-	26.39	-	0.0	-
	5/6/2025	9:47 AM	-	26.12	-	0.0	-
	5/7/2025	9:12 AM	-	25.96	-	0.8	-
	5/8/2025	9:44 AM	-	25.84	-	2.2	-
	5/9/2025	10:08 AM	-	26.12	-	1.0	-
	5/10/2025	10:38 AM	-	26.56	-	0.9	-
	5/12/2025	11:05 AM	-	26.81	-	2.3	-
	5/13/2025	11:50 AM	-	26.36	-	0.8	-
	5/14/2025	10:52 AM	-	25.91	-	0.4	-
	5/15/2025	10:30 AM	-	24.80	-	0.7	-
	5/16/2025	11:11 AM	-	24.48	-	0.2	-
	5/17/2025	10:40 AM	-	23.81	-	0.4	-
	5/19/2025	11:05 AM	-	23.62	-	0.0	-
	5/20/2025	10:10 AM	-	23.50	-	0.8	-
	5/21/2025	10:32 AM	-	23.88	-	0.8	-
	5/22/2025	10:35 AM	-	23.17	-	0.5	-

Table 3
Liquid-Level Gauging Data Summary

Well Location	Date	Time of Day	Depth to LNAPL (ft.)	Depth to Water (ft.)	LNAPL Thickness (ft.)	Well Head Screening (ppm)	Comments
Red[redacted] Glenwood Drive	5/23/2025	10:29 AM	-	22.61	-	2.7	-
	5/24/2025	10:45 AM	-	22.31	-	0.4	-
	5/27/2025	10:35 AM	-	23.49	-	0.0	-
	5/28/2025	9:40 AM	-	23.37	-	0.0	-
	5/29/2025	9:40 AM	-	23.15	-	0.0	-
	5/30/2025	9:40 AM	-	23.21	-	0.0	-
	5/31/2025	9:58 AM	-	23.34	-	5.2	-
	6/2/2025	9:36 AM	-	23.37	-	0.0	-
	6/3/2025	11:33 AM	-	23.04	-	0.7	-
	6/4/2025	10:39 AM	-	23.76	-	1.6	-
	6/5/2025	10:21 AM	-	23.97	-	1.2	-
	6/6/2025	9:10 AM	-	24.86	-	3.5	-
	6/7/2025	9:40 AM	-	24.02	-	3.1	-
	6/9/2025	11:08 AM	-	25.19	-	1.3	-
	6/10/2025	9:45 AM	-	27.04	-	16.8	-
	6/11/2025	9:30 AM	-	25.17	-	2.8	-
	6/12/2025	9:10 AM	-	25.15	-	3.0	-
	6/13/2025	9:40 AM	-	25.29	-	0.1	-
	6/14/2025	9:00 AM	-	25.16	-	5.6	-
	6/16/2025	10:00 AM	-	25.20	-	0.0	-
	6/17/2025	9:35 AM	-	25.35	-	0.0	-
	6/18/2025	9:15 AM	-	25.30	-	0.4	-
	6/19/2025	9:28 AM	-	25.43	-	2.4	-
	6/20/2025	9:40 AM	-	25.21	-	0.2	-
	6/21/2025	9:02 AM	-	27.28	-	2.7	-
	6/23/2025	9:55 AM	-	26.19	-	1.9	-
	6/24/2025	9:18 AM	-	25.81	-	0.6	-
	6/24/2025	10:25 AM	-	25.81	-	0.6	-
	6/25/2025	9:24 AM	-	25.75	-	0.2	-
	6/25/2025	9:57 AM	-	25.79	-	0.2	-
	6/26/2025	9:19 AM	-	26.55	-	4.7	-
	6/26/2025	9:37 AM	-	28.57	-	0.4	-
	6/27/2025	8:50 AM	-	25.90	-	1.1	-
	6/28/2025	9:31 AM	-	26.10	-	1.0	-
	6/30/2025	10:34 AM	-	26.18	-	0.0	-
	7/1/2025	9:59 AM	-	28.90	-	0.9	-
	7/2/2025	10:44 AM	-	26.56	-	1.8	-
	7/3/2025	11:00 AM	-	26.49	-	0.1	-
	7/5/2025	9:37 AM	-	26.19	-	0.0	-
	7/7/2025	9:45 AM	-	26.18	-	0.5	-
	7/8/2025	9:33 AM	-	26.57	-	1.8	-
	7/9/2025	9:17 AM	-	26.70	-	0.1	-
	7/10/2025	9:50 AM	-	27.01	-	0.0	-
	7/11/2025	9:30 AM	-	26.68	-	0.1	-
	7/12/2025	9:20 AM	-	26.65	-	0.5	-
	7/14/2025	9:30 AM	-	26.88	-	0.8	-
	7/21/2025	9:35 AM	-	28.02	-	0.1	-
	7/28/2025	9:34 AM	-	27.34	-	0.0	-
	8/4/2025	11:27 AM	-	28.80	-	0.0	-
	8/11/2025	10:18 AM	-	27.88	-	1.0	-
	8/18/2025	10:39 AM	-	29.17	-	5.8	-
	8/25/2025	9:15 AM	-	29.29	-	2.6	-
	9/2/2025	9:30 AM	-	30.38	-	0.4	-
	9/8/2025	9:50 AM	-	30.05	-	0.1	-
	9/15/2025	9:35 AM	-	30.84	-	0.0	-
	9/22/2025	11:00 AM	-	29.76	-	3.8	-
	9/29/2025	9:24 AM	-	29.94	-	1.1	-
	10/6/2025	9:35 AM	-	30.15	-	5.9	-
	10/13/2025	9:29 AM	-	29.99	-	2.0	-
	10/20/2025	9:28 AM	-	29.85	-	62.7	-
	10/27/2025	9:21 AM	-	30.49	-	0.3	-
	11/3/2025	9:26 AM	-	31.39	-	0.3	-
	11/10/2025	9:29 AM	-	30.64	-	5.1	-
	11/17/2025	9:28 AM	-	31.11	-	0.0	-
	11/19/2025	11:36 AM	-	31.08	-	10.7	-
	11/19/2025	1:42 PM	-	30.82	-	2.9	-
	11/19/2025	4:20 PM	-	30.40	-	1.7	-
	11/24/2025	9:36 AM	-	31.09	-	0.1	-
	12/1/2025	9:52 AM	-	30.38	-	0.1	-
	12/8/2025	9:40 AM	-	29.81	-	1.1	-
	12/15/2025	9:20 AM	-	31.63	-	0.0	-
	12/22/2025	9:43 AM	-	29.13	-	0.9	-
	12/29/2025	8:47 AM	-	28.74	-	21.2	-
	1/5/2026	9:24 AM	-	29.21	-	1.2	-
	1/12/2026	9:25 AM	-	28.69	-	0.0	-
	1/19/2026	9:30 AM	-	28.15	-	0.0	-
	1/28/2026	11:15 AM	-	28.56	-	0.5	-
	2/2/2026	10:50 AM	-	29.43	-	0.0	-
	2/9/2026	9:25 AM	-	30.85	-	0.2	-
	2/16/2026	9:45 AM	-	30.15	-	0.0	-
	2/24/2026	11:40 AM	-	25.61	-	0.0	-
	3/2/2026	9:27 AM	-	25.29	-	0.0	-
	3/9/2026	9:21 AM	-	23.41	-	0.0	-
	3/16/2026	9:15 AM	-	25.11	-	0.0	-
	3/23/2026	9:25 AM	-	24.47	-	0.0	-
	3/30/2026	9:27 AM	-	25.45	-	0.0	-
	4/6/2026	9:10 AM	-	26.31	-	0.0	-
	4/13/2026	9:32 AM	-	27.31	-	0.0	-
	4/20/2026	9:40 AM	-	27.81	-	0.0	-
	4/27/2026	11:08 AM	-	28.91	-	0.0	-
	5/4/2026	9:25 AM	-	30.12	-	0.4	-
	5/11/2026	1:20 PM	-	30.12	-	2.0	-
	5/18/2026	11:10 AM	-	30.34	-	0.0	-
	5/26/2026	9:27 AM	-	28.69	-	0.0	-
	6/1/2026	10:05 AM	-	28.90	-	0.0	-
	6/8/2026	9:50 AM	-	29.40	-	0.0	-
	6/15/2026	9:46 AM	-	32.94	-	0.0	-
	6/22/2026	10:17 AM	-	29.47	-	0.0	-
	6/29/2026	9:55 AM	-	29.51	-	0.0	-
	7/6/2026	10:25 AM	-	33.63	-	0.0	-
	7/13/2026	10:10 AM	-	30.15	-	0.0	-
	7/20/2026	10:06 AM	-	29.84	-	0.0	-
	7/27/2026	9:57 AM	-	30.80	-	0.0	-
	8/3/2026	10:30 AM	-	30.11	-	0.0	-
	8/6/2026	-	-	28.38	-	0.0	Bailer check clear
	8/10/2026	10:35 AM	-	32.04	-	0.0	Bailer check clear
	8/17/2026	9:25 AM	-	30.33	-	0.0	Bailer check clear
	8/24/2026	9:18 AM	-	28.70	-	0.0	Bailer check clear
	8/31/2026	11:50 AM	-	26.92	-	0.0	Bailer check clear

Table 3
Liquid-Level Gauging Data Summary

Well Location	Date	Time of Day	Depth to LNAPL (ft.)	Depth to Water (ft.)	LNAPL Thickness (ft.)	Well Head Screening (ppm)	Comments
Red Walker Road	1/31/2025	1050	Not Measured	Not Measured		433.6	LNAPL present but bailer unable to be retrieved. Caught on wire.
	2/7/2025	-	72.21	84.55	12.34	376.8	Pump out 16.48 gallons LNAPL
	2/8/2025	-	64.54	64.64	0.10	-	
	2/8/2025	-	-	105.49	-	-	-
	2/9/2025	11:26 AM	72.91	72.98	0.07	296.7	-
	2/9/2025	12:00 PM	71.29	71.55	0.26	-	Less than an inch bailed out (0.12 gal)
	2/10/2025	10:00 AM	72.82	73.20	0.38	193	Bailed ~1 gallon of LNAPL
	2/10/2025	11:00 AM	71.56	71.80	0.24	-	Bailed <1 gallon of LNAPL
	2/11/2025	09:45 AM	65.78	66.24	0.46	328	Bailed ~1 gallon of LNAPL
	2/11/2025	10:10 AM	65.60	65.74	0.14	-	-
	2/12/2025	1:50 PM	87.59	88.01	0.42	395	Bailed 1.5 gallons of LNAPL
	2/12/2025	2:05 PM	87.18	87.35	0.17	-	-
	2/12/2025	2:08 PM	87.00	87.13	0.13	-	-
	2/13/2025	-	85.91	86.24	0.33	260	Bailed 0.5 gallons of LNAPL
	2/13/2025	-	85.39	85.47	0.08	-	-
	2/14/2025	9:05 AM	86.39	86.75	0.36	132	Bailed 0.5 gallons of LNAPL
	2/14/2025	-	85.85	85.94	0.09	-	-
	2/15/2025	9:30 AM	63.49	63.77	0.28	393	Bailed 0.5 gallons of LNAPL
	2/15/2025	-	63.52	63.58	0.06	-	Bailed approximately 2.5 gallons of LNAPL/water
	2/17/2025	-	58.53	59.01	0.48	199	Bailed approximately 1 gallon of LNAPL/water
	2/17/2025	-	58.71	58.81	0.10	-	-
	2/18/2025	9:30 AM	72.84	73.23	0.39	162	Bailed approximately 1/2 gallon of LNAPL/water
	2/18/2025	-	72.10	72.28	0.18	-	0% LEL
	2/19/2025	9:35 AM	64.66	65.04	0.38	286.0	Bailed approximately 0.2 gallons of LNAPL
	2/19/2025	3:05 PM	72.06	72.39	0.33	225.0	Bailed approximately 0.2 gallons of LNAPL
	2/20/2025	10:00 AM	62.20	62.71	0.51	286.0	Bailed approximately 1.5 gallons of LNAPL
	2/20/2025	1:30 PM	55.80	55.95	0.15	257.0	Bailed approximately 0.5 gallons of LNAPL
	2/21/2025	9:30 AM	61.89	62.04	0.15	132.0	Bailed approximately 0.25 gallons of LNAPL
	2/21/2025	-	61.84	61.92	0.08	-	-
	2/21/2025	1:30 PM	53.03	53.13	0.10	281.0	Bailed approximately 0.5 gallons of LNAPL
	2/21/2025	-	53.12	53.19	0.07	-	-
	2/22/2025	9:15 AM	48.79	49.03	0.24	186	Bailer string wrapped around drop tube and could not be retrieved without pulling pump. Homeowner was not home to turn off breaker so pump could not be pulled.
	2/22/2025	12:35 PM	62.42	62.66	0.24	188	
	2/23/2025	8:50 AM	37.51	37.82	0.31	154	No product bailed (see above)
	2/23/2025	9:50 AM	37.06	37.36	0.30	147	No product bailed (see above)
	2/24/2025	10:00 AM	70.28	70.70	0.42	418	Bailed approximately 0.5 gallons of LNAPL
	2/24/2025	1:50:00 PM	90.94	91.20	0.26	60	Bailed approximately 0.5 gallons of LNAPL
	2/24/2025	2:10:00 PM	90.13	90.24	0.11	-	-
	2/25/2025	9:35 AM	80.97	81.15	0.18	314	Bailed approximately 0.5 gallons of LNAPL
	2/25/2025	-	80.55	80.62	0.07	-	-
	2/25/2025	2:40 PM	65.44	65.55	0.11	322	Bailed approximately 0.5 gallons of LNAPL
	2/25/2025	-	65.21	65.25	0.04	-	-
	2/26/2025	9:25 AM	44.22	44.41	0.19	331	Bailed approximately 1 gallon of LNAPL
	2/26/2025	-	44.76	44.79	0.03	-	-
	2/26/2025	2:15:00 PM	40.76	40.81	0.05	107	Bailed approximately 0.5 gallon of LNAPL/water
	2/26/2025	-	41.22	41.24	0.02	-	-
	2/27/2025	9:40 AM	51.66	51.75	0.09	88	Bailed approximately 1 gallon of LNAPL
	2/27/2025	-	51.71	51.73	0.02	-	-
	2/27/2025	2:45 PM	57.17	57.19	0.02	204	Bailed approximately 0.5 gallon of LNAPL
	2/27/2025	-	57.10	57.11	0.01	-	-
	2/28/2025	9:00 AM	47.94	48.04	0.10	372	Bailed approximately 0.5 gallon of LNAPL
	2/28/2025	-	48.06	48.10	0.04	-	-
	2/28/2025	1:45 PM	42.62	42.70	0.08	323	Bailed approximately 0.5 gallon of LNAPL
	2/28/2025	-	42.87	42.90	0.03	-	-
	3/1/2025	9:00 AM	56.87	57.00	0.13	150	Bailed approximately 0.25 gallon of LNAPL
	3/1/2025	-	-	56.75	Sheen	-	-
	3/1/2025	1:00 PM	52.81	52.92	0.11	243	Bailed approximately 0.25 gallon of LNAPL
	3/1/2025	-	72.85	72.96	0.11	-	-
	3/2/2025	11:25 AM	70.26	70.42	0.16	-	Bailed approximately 0.25 gallon of LNAPL
	3/2/2025	-	69.68	69.80	0.12	-	-
	3/2/2025	12:55 PM	80.18	80.34	0.16	-	Bailed approximately 0.25 gallon of LNAPL
	3/2/2025	-	79.40	79.54	0.14	-	-
	3/3/2025	10:00 AM	71.40	71.62	0.22	97	Bailed approximately 0.5 gallon of LNAPL
	3/3/2025	-	71.19	71.26	0.07	-	-
	3/3/2025	1:35 PM	100.22	100.32	0.10	82	Bailed approximately 0.3 gallon of LNAPL
	3/3/2025	-	99.42	99.45	0.03	-	-
	3/4/2025	10:15 AM	57.68	57.78	0.10	155	Bailed approximately 0.25 gallon of LNAPL
	3/4/2025	-	57.59	57.62	0.03	-	-
	3/4/2025	1:35 PM	61.75	61.82	0.07	142	Bailed approximately 0.25 gallon of LNAPL
	3/4/2025	-	61.59	61.61	0.02	-	-
	3/5/2025	9:30 AM	76.76	76.87	0.11	160	Bailed approximately 0.25 gallon of LNAPL
	3/5/2025	-	76.19	76.22	0.03	-	-
	3/6/2025	9:40 AM	55.93	56.07	0.14	280	Bailed approximately 0.5 gallon of LNAPL
	3/6/2025	-	55.74	55.77	0.03	-	-
	3/6/2025	1:20 PM	50.07	50.09	0.02	-	-
	3/7/2025	9:00 AM	76.40	76.55	0.15	325	Bailed approximately 0.5 gallon of LNAPL
	3/7/2025	-	75.89	75.91	0.02	-	-
	3/7/2025	1:10 PM	76.49	76.53	0.04	193	Bailed approximately 0.5 gallon of LNAPL
	3/7/2025	-	76.03	76.04	0.01	-	-
	3/8/2025	10:40 AM	51.51	51.65	0.14	275	Bailed approximately 1 gallon of LNAPL
	3/8/2025	-	51.43	51.48	0.05	-	-
	3/8/2025	1:10 PM	48.15	48.27	0.12	269	Bailed approximately 1 gallon of LNAPL
	3/8/2025	-	48.29	48.31	0.02	-	-
	3/9/2025	11:20 AM	61.31	61.46	0.15	-	Bailed approximately 0.25 gallon of LNAPL
	3/9/2025	-	60.94	61.06	0.12	-	-
	3/9/2025	1:10 PM	58.22	58.38	0.16	-	Bailed approximately 0.25 gallon of LNAPL
	3/9/2025	-	57.91	58.06	0.15	-	-
	3/10/2025	9:30 AM	66.42	66.68	0.26	-	Bailed approximately 0.5 gallon of LNAPL
	3/10/2025	-	66.15	66.18	0.03	-	-
	3/10/2025	1:30 PM	57.44	57.52	0.08	334	Bailed approximately 0.5 gallon of LNAPL
	3/10/2025	-	57.49	57.50	0.01	-	-
	3/11/2025	9:20 AM	52.00	52.11	0.11	376	Bailed approximately 1.0 gallon of LNAPL/groundwater
	3/11/2025	-	52.05	52.07	0.02	-	-
	3/11/2025	1:20 PM	46.10	46.13	0.03	377	Bailed approximately 0.5 gallon of LNAPL
	3/11/2025	-	46.23	46.24	0.01	-	-

Table 3
Liquid-Level Gauging Data Summary

Well Location	Date	Time of Day	Depth to LNAPL (ft.)	Depth to Water (ft.)	LNAPL Thickness (ft.)	Well Head Screening (ppm)	Comments
Red Walker Road	3/12/2025	9:20 AM	55.52	55.64	0.12	349	Bailed approximately 0.5 gallon of LNAPL/groundwater
	3/12/2025	-	55.41	55.42	0.01	-	-
	3/12/2025	1:10 PM	48.10	48.13	0.03	257	Bailed approximately 0.25 gallon of LNAPL/groundwater
	3/12/2025	-	48.13	48.14	0.01	-	-
	3/13/2025	9:00 AM	35.18	35.29	0.11	394	Bailed approximately 0.5 gallon of LNAPL/groundwater
	3/13/2025	-	35.49	35.50	0.01	-	-
	3/13/2025	1:40 PM	75.32	75.35	0.03	103	Bailed approximately 0.5 gallon of LNAPL/groundwater
	3/13/2025	-	74.99	75.00	0.01	-	-
	3/14/2025	9:00 AM	58.98	59.04	0.06	448	Bailed approximately 0.5 gallon of LNAPL/groundwater
	3/14/2025	-	58.87	58.88	0.01	-	-
	3/14/2025	1:30 PM	49.58	49.66	0.08	314	Bailed approximately 0.5 gallon of LNAPL/groundwater
	3/14/2025	-	49.71	49.72	0.01	-	-
	3/15/2025	9:40 AM	35.52	35.60	0.08	355	Bailed approximately 1.25 gallon of LNAPL/groundwater
	3/15/2025	-	35.37	35.39	0.02	-	-
	3/15/2025	11:06 AM	35.85	35.88	0.03	73	Bailed approximately 0.5 gallon of LNAPL/groundwater
	3/15/2025	-	36.12	36.13	0.01	-	-
	3/16/2025	8:50 AM	46.08	46.11	0.03	236	Bailed approximately 0.5 gallon of LNAPL/groundwater
	3/16/2025	-	46.10	46.11	0.01	-	-
	3/16/2025	9:50 AM	44.76	44.78	0.02	223	Bailed approximately 0.5 gallon of LNAPL/groundwater
	3/16/2025	-	44.80	44.81	0.01	-	-
	3/17/2025	9:15 AM	51.12	51.22	0.10	189	Bailed approximately 0.5 gallon of LNAPL/groundwater
	3/17/2025	-	51.09	51.10	0.01	-	-
	3/17/2025	13:15 PM	56.08	56.13	0.05	163	Bailed approximately 0.5 gallon of LNAPL/groundwater
	3/17/2025	-	55.85	55.86	0.01	-	-
	3/18/2025	9:12 AM	79.05	79.14	0.09	93	Bailed approximately 0.75 gallon of LNAPL/groundwater
	3/18/2025	-	78.43	78.44	0.01	-	-
	3/18/2025	1:20 PM	86.03	86.09	0.06	81	Bailed approximately 0.5 gallon of LNAPL/groundwater
	3/18/2025	-	85.43	85.44	0.01	-	-
	3/19/2025	9:07 AM	45.55	45.67	0.12	365	Bailed approximately 0.75 gallon of LNAPL/groundwater
	3/19/2025	-	45.92	45.93	0.01	-	-
	3/19/2025	1:15 PM	52.78	52.81	0.03	313	Bailed approximately 0.75 gallon of LNAPL/groundwater
	3/19/2025	-	52.63	52.63	0.00	-	Sheen present on the surface
	3/20/2025	9:05 AM	36.25	36.35	0.10	305	Bailed approximately 0.75 gallon of LNAPL/groundwater
	3/20/2025	-	36.71	36.72	0.01	-	-
	3/20/2025	1:15 PM	44.96	45.00	0.04	213	Bailed approximately 0.5 gallon of LNAPL/groundwater
	3/20/2025	-	45.16	45.17	0.01	-	-
	3/21/2025	9:05 AM	38.36	38.45	0.09	286	Bailed approximately 0.75 gallon of LNAPL/groundwater
	3/21/2025	-	38.52	38.53	0.01	-	-
	3/21/2025	1:05 PM	47.94	47.97	0.03	64	Bailed approximately 0.5 gallon of LNAPL/groundwater
	3/21/2025	-	47.98	47.99	0.01	-	-
	3/22/2025	8:50 AM	32.24	32.37	0.13	301	Bailed approximately 2.5 gallons of LNAPL/groundwater
	3/22/2025	-	33.45	33.46	0.01	-	-
	3/22/2025	12:50 PM	41.58	41.62	0.04	241	Bailed approximately 1.0 gallon of LNAPL/groundwater
	3/22/2025	-	-	41.79	0.00	-	-
	3/23/2025	10:45 AM	32.29	32.40	0.11	317	Bailed approximately 2 gallons of LNAPL/groundwater
	3/23/2025	-	32.76	32.79	0.03	-	-
	3/23/2025	12:25 PM	31.95	31.98	0.03	137	Bailed approximately 1.5 gallon of LNAPL/groundwater
	3/23/2025	-	32.19	32.20	0.01	-	-
	3/24/2025	10:25 AM	41.88	42.06	0.18	476	Bailed approximately 0.5 gallons of LNAPL/groundwater
	3/24/2025	-	42.13	42.17	0.04	-	-
	3/24/2025	1:24 PM	50.06	50.14	0.08	403	Bailed approximately 0.1 gallons of LNAPL/groundwater
	3/24/2025	-	50.06	50.07	0.01	-	-
	3/25/2025	9:10 AM	34.89	35.01	0.12	426	Bailed approximately 0.2 gallons of LNAPL/groundwater
	3/25/2025	-	35.05	35.06	0.01	-	-
	3/25/2025	1:04 PM	31.38	31.41	0.03	207	Bailed approximately 0.1 gallons of LNAPL/groundwater
	3/25/2025	-	31.32	31.33	0.01	-	-
	3/26/2025	9:05 AM	48.95	49.09	0.14	523	Bailed approximately 0.2 gallons of LNAPL/groundwater
	3/26/2025	-	48.90	48.91	0.01	-	-
	3/26/2025	1:00 PM	40.58	40.62	0.04	470	Bailed approximately 0.1 gallons of LNAPL/groundwater
	3/26/2025	-	40.51	40.52	0.01	-	-
	3/27/2025	9:20 AM	53.09	53.23	0.14	394	Bailed approximately 0.2 gallons of LNAPL/groundwater
	3/27/2025	-	52.68	52.69	0.01	-	-
	3/27/2025	1:21 PM	60.16	60.20	0.04	292	Bailed approximately 0.1 gallons of LNAPL/groundwater
	3/27/2025	-	59.98	59.99	0.01	-	-
	3/28/2025	9:20 AM	44.90	45.11	0.21	604.4	Bailed approximately 0.4 gallons of LNAPL/groundwater
	3/28/2025	-	44.94	44.95	0.01	-	-
	3/28/2025	1:01 PM	38.19	38.22	0.03	389.9	Bailed approximately 0.1 gallons of LNAPL/groundwater
	3/28/2025	-	38.17	38.18	0.01	-	-
	3/29/2025	9:28 AM	60.65	60.80	0.15	486.5	Bailed approximately 0.3 gallons of LNAPL/groundwater
	3/29/2025	-	60.23	60.24	0.01	-	-
	3/29/2025	12:40 PM	67.33	67.42	0.09	476.6	Bailed approximately 0.2 gallons of LNAPL/groundwater
	3/29/2025	-	66.61	66.62	0.01	-	-
	3/30/2025	9:45 AM	33.42	33.57	0.15	360.1	Bailed approximately 0.06 gallons of LNAPL/groundwater
	3/30/2025	-	33.38	33.42	0.04	-	-
	3/30/2025	12:00 PM	43.62	43.73	0.11	-	Bailed approximately 0.06 gallons of LNAPL/groundwater
	3/31/2025	9:41 AM	41.73	41.96	0.23	398	Bailed approximately 1.5 gallons of LNAPL/groundwater
	3/31/2025	9:59 AM	41.57	41.59	0.02	-	-
	3/31/2025	1:10 PM	49.71	49.75	0.04	373.9	-
	4/1/2025	9:50 AM	36.86	37.01	0.15	441.4	Bailed approximately 1 gallon of LNAPL/groundwater
	4/1/2025	10:12 AM	36.74	36.76	0.02	-	-
	4/1/2025	1:00 PM	32.11	32.15	0.04	390.6	Bailed approximately 0.5 gallons of LNAPL/groundwater
	4/1/2025	1:14 PM	32.08	32.10	0.02	-	-
	4/2/2025	9:32 AM	37.26	37.35	0.09	394.7	Bailed approximately 1 gallon of LNAPL/groundwater
	4/2/2025	9:57 AM	37.03	37.05	0.02	-	-
	4/2/2025	1:08 PM	41.57	41.59	0.02	367.5	-
	4/3/2025	9:19 AM	34.48	34.62	0.14	368.2	Bailed approximately 1.5 gallons of LNAPL/groundwater
	4/3/2025	9:54 AM	34.04	34.06	0.02	-	-
	4/3/2025	1:06 PM	44.46	44.48	0.02	254.4	-
	4/4/2025	9:29 AM	31.60	31.80	0.20	414.4	Bailed approximately 2.5 gallons of LNAPL/groundwater
	4/4/2025	10:00 AM	32.01	32.03	0.02	-	-
	4/4/2025	12:59 PM	40.02	40.06	0.04	377.0	Bailed approximately 0.5 gallons of LNAPL/groundwater
	4/4/2025	1:17 PM	39.71	39.72	0.01	-	-
	4/5/2025	9:21 AM	25.02	25.11	0.09	419.1	Bailed approximately 1 gallon of LNAPL/groundwater
	4/5/2025	9:34 AM	23.80	23.82	0.02	-	-
	4/5/2025	1:03 PM	25.27	25.31	0.04	438.3	Unable to recover LNAPL due to minimal thickness
	4/5/2025	1:16 PM	25.69	25.70	0.01	-	-
	4/6/2025	9:07 AM	24.27	24.29	0.02	462.9	Bailed approximately 1.5 gallons of LNAPL/groundwater
	4/6/2025	9:21 AM	24.61	24.62	0.01	-	-
	4/6/2025	1:02 PM	24.51	24.52	0.01	438.9	Bailed approximately 1 gallon of LNAPL/groundwater
	4/6/2025	1:15 PM	-	24.73	-	-	-

Table 3
Liquid-Level Gauging Data Summary

Well Location	Date	Time of Day	Depth to LNAPL (ft.)	Depth to Water (ft.)	LNAPL Thickness (ft.)	Well Head Screening (ppm)	Comments
Redacted Walker Road	4/7/2025	9:32 AM	24.57	24.58	0.01	391.1	Bailed approximately 0.5 gallons of LNAPL/groundwater
	4/7/2025	9:40 AM	-	24.78	-	-	Sheen present on the surface
	4/7/2025	12:45 PM	-	24.61	-	NM	Bailed approximately 0.25 gallons of LNAPL/groundwater
	4/7/2025	12:55 PM	-	24.80	-	NM	-
	4/8/2025	9:34 AM	24.35	24.37	0.02	684.4	Bailed approximately 0.2 gallons of LNAPL/groundwater
	4/8/2025	9:46 AM	-	24.63	-	-	Sheen present on the surface
	4/8/2025	12:33 PM	-	31.79	-	526.8	Bailed approximately 0.1 gallons of LNAPL/groundwater, Sheen present on the surface
	4/8/2025	12:38 PM	-	31.84	-	-	-
	4/9/2025	9:20 AM	-	49.01	-	530.8	Sheen present on the surface; 0.25 gallons of groundwater bailed
	4/9/2025	9:30 AM	-	48.63	-	-	-
	4/9/2025	12:36 PM	-	49.85	-	386.1	Bailed approximately 0.25 gallons of groundwater
	4/9/2025	12:45 PM	-	49.97	-	-	-
	4/10/2025	9:18 AM	25.59	25.63	0.04	531.6	Bailed approximately 0.05 gallons of LNAPL
	4/10/2025	9:22 AM	25.81	25.82	0.01	-	-
	4/10/2025	12:35 PM	44.43	44.45	0.02	497.9	Bailed approximately 0.02 gallons of LNAPL
	4/10/2025	12:55 PM	-	44.40	-	-	Sheen present on the surface
	4/11/2025	9:04 AM	30.05	30.15	0.10	494.6	Bailed approximately 0.15 gallons of LNAPL
	4/11/2025	9:19 AM	30.32	30.34	0.02	-	-
	4/11/2025	11:32 AM	27.37	27.40	0.03	690.1	Bailed approximately 0.03 gallons of LNAPL
	4/11/2025	11:37 AM	27.53	27.55	0.02	-	-
	4/12/2025	8:50 AM	24.60	24.63	0.03	569.7	Bailed approximately 0.04 gallons of LNAPL
	4/12/2025	9:00 AM	24.84	24.85	0.01	-	-
	4/12/2025	12:49 PM	24.64	24.65	0.01	776.0	Bailed approximately 0.02 gallons of LNAPL
	4/12/2025	12:58 PM	-	24.86	-	-	Sheen observed on surface
	4/13/2025	8:40 AM	24.19	24.20	0.01	537.6	Bailed approximately 0.02 gallons of LNAPL
	4/13/2025	8:54 AM	-	24.37	-	-	Sheen observed on surface
	4/13/2025	11:24 PM	-	34.21	-	419.6	Sheen observed on surface
	4/13/2025	11:36 PM	-	33.97	-	-	-
	4/14/2025	9:49 AM	40.79	40.79	-	625.2	Bailed less than 0.25 gallons of groundwater. Sheen observed on surface
	4/14/2025	10:17 AM	-	40.20	-	-	-
	4/14/2025	12:50 PM	-	44.08	-	432.7	-
	4/14/2025	1:07 PM	-	43.77	-	-	-
	4/15/2025	8:48 AM	24.34	24.40	0.06	390.7	Bailed approximately 0.09 gallons of LNAPL
	4/15/2025	9:03 AM	24.65	24.66	0.01	-	-
	4/15/2025	10:54 AM	31.90	31.92	0.02	397.2	Bailed approximately 0.03 gallons of LNAPL
	4/15/2025	11:01 AM	-	31.88	-	-	Sheen observed on surface
	4/16/2025	8:47 AM	33.92	34.02	0.10	466.2	Bailed approximately 0.15 gallons of LNAPL
	4/16/2025	9:02 AM	33.76	33.76	-	-	Sheen observed on surface
	4/16/2025	10:20 AM	30.70	30.71	0.01	410.0	Bailed approximately 0.06 gallons of LNAPL
	4/16/2025	10:31 AM	-	30.63	-	-	-
	4/17/2025	8:53 AM	34.80	34.84	0.04	531.5	Bailed approximately 0.06 gallons of LNAPL
	4/17/2025	9:04 AM	34.67	34.69	0.02	-	-
	4/17/2025	11:20 AM	29.69	29.71	0.02	709.8	Bailed approximately 0.03 gallons of LNAPL
	4/17/2025	11:28 AM	-	29.71	-	-	Sheen observed on surface
	4/18/2025	9:33 AM	24.73	24.80	0.07	1017	Bailed approximately 0.1 gallons of LNAPL
	4/18/2025	10:37 AM	36.15	36.17	0.02	-	Bailed approximately 0.03 gallons of LNAPL
	4/18/2025	11:52 AM	32.73	32.75	0.02	541.8	Sheen observed on surface
	4/18/2025	11:59 AM	-	32.73	-	-	-
	4/19/2025	9:12 AM	26.17	26.40	0.23	564	Bailed approximately 0.34 gallons of LNAPL
	4/19/2025	9:45 AM	27.08	27.09	0.01	-	-
	4/19/2025	10:57 AM	36.77	36.79	0.02	588.6	Bailed approximately 0.03 gallons of LNAPL
	4/19/2025	11:07 AM	36.71	36.72	0.01	-	-
	4/21/2025	8:56 AM	25.90	26.71	0.81	323	Bailed approximately 0.75 gallons of LNAPL
	4/21/2025	10:25 AM	37.30	37.31	0.01	-	-
	4/21/2025	12:57 PM	31.60	31.64	0.04	338.2	Bailed approximately 0.1 gallons of LNAPL
	4/21/2025	12:57 PM	31.83	31.84	0.01	-	-
	4/22/2025	9:00 AM	24.46	24.56	0.10	514.6	Bailed approximately 0.4 gallons of LNAPL
	4/22/2025	9:24 AM	25.93	25.95	0.02	-	-
	4/22/2025	12:52 PM	30.06	30.10	0.04	635.9	Bailed approximately 0.4 gallons of LNAPL
	4/22/2025	1:03 PM	-	30.21	-	-	-
	4/23/2025	9:00 AM	47.84	47.87	0.03	274.6	Bailed approximately 0.1 gallons of LNAPL
	4/23/2025	9:21 AM	47.40	47.41	0.01	-	-
	4/23/2025	12:45 PM	44.01	44.02	0.01	176.6	Bailed approximately 0.05 gallons of LNAPL
	4/23/2025	12:53 PM	44.01	44.02	0.01	-	-
	4/24/2025	9:13 AM	34.71	34.74	0.03	508.6	Bailed approximately 0.25 gallons of LNAPL
	4/24/2025	9:31 AM	-	34.36	-	-	-
	4/24/2025	12:57 PM	-	38.38	-	243.6	-
	4/25/2025	8:50 AM	35.61	35.62	0.01	260.8	LNAPL sample was collected; insufficient volume for recovery
	4/25/2025	12:45 PM	39.13	39.14	0.01	203.7	Insufficient volume for recovery
	4/26/2025	9:06 AM	-	36.10	-	96.6	-
	4/26/2025	12:46 PM	-	27.91	-	272.2	-
	4/27/2025	8:30 AM	36.67	36.77	0.10	303.6	Bailed approximately 0.25 gallons of LNAPL
	4/27/2025	-	-	36.73	-	-	-
	4/27/2025	9:30 AM	-	33.74	-	278.1	-
	4/28/2025	9:00 AM	34.72	35.05	0.33	347.0	Bailed approximately 1.0 gallons of LNAPL
	4/28/2025	9:21 AM	34.41	34.42	0.01	-	-
	4/28/2025	12:33 PM	27.64	27.67	0.03	399.0	Bailed approximately 0.25 gallons of LNAPL
	4/28/2025	12:40 PM	27.68	27.69	0.01	-	LNAPL Sample was collected
	4/29/2025	9:05 AM	49.54	49.57	0.03	734.2	Bailed approximately 0.02 gallons of LNAPL
	4/29/2025	9:14 AM	-	49.40	-	-	-
	4/29/2025	12:50 PM	38.49	38.50	0.01	908.0	-
	4/30/2025	9:10 AM	35.84	36.20	0.36	855.6	Bailed approximately 0.25 gallons of LNAPL
	4/30/2025	9:37 AM	36.05	36.06	0.01	-	-
	4/30/2025	12:35 PM	31.04	31.13	0.09	492.3	Bailed approximately 0.01 gallons of LNAPL
	4/30/2025	12:45 PM	31.23	31.24	0.01	-	-
	5/1/2025	9:23 AM	56.25	56.40	0.15	1,630	Bailed approximately 0.15 gallons of LNAPL
	5/1/2025	9:43 AM	55.75	55.76	0.01	-	-
	5/1/2025	12:35 PM	45.90	45.93	0.03	1,644	Bailed approximately 0.10 gallons of LNAPL
	5/1/2025	12:40 PM	45.82	45.83	0.01	-	-
	5/2/2025	9:05 AM	38.50	38.62	0.12	469.9	Bailed approximately 0.05 gallons of LNAPL
	5/2/2025	9:15 AM	38.45	38.46	0.01	-	-
	5/2/2025	12:33 PM	31.83	31.88	0.05	694.4	Bailed approximately 0.25 gallons of LNAPL
	5/2/2025	12:40 PM	31.95	31.96	0.01	-	-
	5/3/2025	9:55 AM	28.50	28.59	0.09	568.0	Bailed approximately 0.25 gallons of LNAPL
	5/3/2025	10:45 AM	-	29.02	-	249.0	-
	5/3/2025	1:15 PM	62.22	62.26	0.04	208.0	Bailed approximately 0.25 gallons of LNAPL
	5/3/2025	1:45 PM	-	61.52	-	524.0	-

Table 3
Liquid-Level Gauging Data Summary

Well Location	Date	Time of Day	Depth to LNAPL (ft.)	Depth to Water (ft.)	LNAPL Thickness (ft.)	Well Head Screening (ppm)	Comments
Red Walker Road	5/4/2025	9:31 AM	31.49	31.56	0.07	253.2	Bailed approximately 0.10 gallons of LNAPL
	5/4/2025	11:45 AM	39.45	39.53	0.08	260.8	Bailed approximately 0.10 gallons of LNAPL
	5/5/2025	9:07 AM	40.77	40.90	0.13	215.0	Bailed approximately 0.25 gallons of LNAPL
	5/5/2025	9:17 AM	40.67	40.68	0.01	-	-
	5/5/2025	12:56 PM	47.86	47.90	0.04	190.3	Bailed approximately 0.125 gallons of LNAPL
	5/5/2025	1:10 PM	-	47.70	-	-	-
	5/6/2025	9:16 AM	28.40	28.48	0.08	40.3	Bailed approximately 0.125 gallons of LNAPL
	5/6/2025	9:26 AM	28.68	28.69	0.01	-	-
	5/6/2025	12:27 PM	46.91	46.93	0.02	274.0	Bailed approximately 0.125 gallons of LNAPL
	5/6/2025	12:35 PM	-	46.80	-	-	-
	5/7/2025	9:20 AM	28.78	28.87	0.09	408.0	Bailed approximately 0.25 gallons of LNAPL
	5/7/2025	9:34 AM	-	28.08	-	-	-
	5/7/2025	12:07 PM	38.70	38.72	0.02	318.0	Bailed approximately 0.125 gallons of LNAPL
	5/7/2025	12:19 PM	-	38.66	-	-	-
	5/8/2025	9:15 AM	36.89	37.01	0.12	366	Bailed approximately 0.25 gallons of LNAPL
	5/8/2025	9:28 AM	-	37.07	-	-	-
	5/8/2025	12:46 PM	31.89	31.92	0.03	374	Bailed approximately 0.125 gallons of LNAPL
	5/8/2025	1:01 PM	-	32.09	-	-	-
	5/9/2025	9:38 AM	27.37	27.38	0.01	420.6	Bailed approximately 0.06 gallons of LNAPL
	5/9/2025	9:45 AM	-	27.52	-	-	-
	5/9/2025	12:35 PM	27.55	27.56	0.01	377.0	Bailed approximately 0.125 gallons of LNAPL
	5/9/2025	12:44 PM	-	27.70	-	-	-
	5/10/2025	9:35 AM	27.33	27.35	0.02	348.8	Bailed approximately <0.2 gallons of LNAPL
	5/10/2025	9:44 AM	27.89	27.90	0.01	-	Bailed approximately <0.2 gallons of LNAPL
	5/10/2025	12:15 PM	27.76	27.77	0.01	283.3	Bailed approximately 0.10 gallons of LNAPL
	5/10/2025	12:19 PM	-	28.03	-	-	-
	5/11/2025	9:15 AM	27.78	27.81	0.03	246.3	Bailed approximately <0.2 gallons of LNAPL
	5/11/2025	9:26 AM	-	28.24	-	-	-
	5/11/2025	11:15 AM	-	28.10	-	200.3	-
	5/12/2025	9:17 AM	56.06	56.10	0.04	390.5	Bailed approximately 0.06 gallons of LNAPL
	5/12/2025	9:48 AM	55.04	55.05	0.01	-	-
	5/12/2025	12:16 PM	48.07	48.11	0.04	280.3	Bailed approximately 0.06 gallons of LNAPL
	5/12/2025	12:30 PM	-	47.97	-	-	Sheen observed on surface
	5/13/2025	9:12 AM	43.70	43.82	0.12	597.6	Bailed approximately 0.18 gallons of LNAPL
	5/13/2025	9:45 AM	43.45	43.47	0.02	-	-
	5/13/2025	12:05 PM	38.60	38.64	0.04	968.5	Bailed approximately 0.06 gallons of LNAPL
	5/13/2025	12:25 PM	-	38.65	-	-	-
	5/14/2025	9:12 AM	65.40	65.54	0.14	358.2	Bailed approximately 0.21 gallons of LNAPL
	5/14/2025	9:54 AM	64.11	64.13	0.02	-	-
	5/14/2025	1:35 PM	51.25	51.30	0.05	342.9	Bailed approximately 0.07 gallons of LNAPL
	5/14/2025	1:52 PM	51.21	51.22	0.01	-	-
	5/15/2025	9:20 AM	45.27	45.47	0.20	745.2	Bailed approximately 0.29 gallons of LNAPL
	5/15/2025	9:50 AM	45.29	45.31	0.02	-	-
	5/15/2025	12:10 PM	51.10	51.15	0.05	478.1	Bailed approximately 0.07 gallons of LNAPL
	5/15/2025	12:25 PM	50.65	50.66	0.01	-	-
	5/16/2025	9:10 AM	54.73	54.99	0.26	273.0	Bailed approximately 0.25 gallons of LNAPL
	5/16/2025	9:50 AM	53.52	53.54	0.02	-	-
	5/16/2025	2:02 PM	40.55	40.72	0.17	280.6	Bailed approximately 0.25 gallons of LNAPL
	5/16/2025	2:18 PM	40.44	40.45	0.01	-	-
	5/17/2025	9:22 AM	41.97	42.21	0.24	254.0	Bailed approximately 0.35 gallons of LNAPL
	5/17/2025	9:55 AM	41.30	41.32	0.02	-	-
	5/17/2025	11:45 AM	36.35	36.40	0.05	359.6	Bailed approximately 0.07 gallons of LNAPL
	5/17/2025	12:00 PM	sheen	36.15	-	-	Sheen observed on surface
	5/18/2025	9:15 AM	43.31	43.57	0.26	655.9	Bailed approximately 0.38 gallons of LNAPL
	5/18/2025	9:50 AM	42.81	42.82	0.01	-	-
	5/18/2025	11:05 AM	51.44	51.46	0.02	375.8	Bailed approximately 0.03 gallons of LNAPL
	5/18/2025	11:20 AM	51.10	51.11	0.01	-	-
	5/19/2025	9:25 AM	38.42	38.52	0.10	301.7	Bailed approximately 0.15 gallons of LNAPL
	5/19/2025	10:00 AM	37.86	37.88	0.02	-	-
	5/19/2025	11:55 AM	33.84	33.89	0.05	470.8	Bailed approximately 0.07 gallons of LNAPL
	5/19/2025	12:05 PM	33.89	33.91	0.02	-	-
	5/20/2025	9:10 AM	43.18	43.44	0.26	431.3	Bailed approximately 0.38 gallons of LNAPL
	5/20/2025	9:42 AM	43.91	43.93	0.02	-	-
	5/20/2025	10:45 AM	39.77	39.80	0.03	536.1	Bailed approximately 0.04 gallons of LNAPL
	5/20/2025	10:55 AM	39.69	39.70	0.01	-	-
	5/21/2025	9:25 AM	34.80	34.95	0.15	510.5	Bailed approximately 0.22 gallons of LNAPL
	5/21/2025	10:00 AM	34.75	34.77	0.02	-	-
	5/21/2025	11:10 AM	34.33	34.36	0.03	159.1	Bailed approximately 0.04 gallons of LNAPL
	5/21/2025	11:30 AM	33.28	33.30	0.02	-	-
	5/22/2025	9:25 AM	36.79	37.14	0.35	421.5	Bailed approximately 0.51 gallons of LNAPL
	5/22/2025	9:55 AM	36.52	36.54	0.02	-	-
	5/22/2025	11:15 AM	32.89	32.95	0.06	372.3	Bailed approximately 0.09 gallons of LNAPL
	5/22/2025	11:30 AM	32.85	32.87	0.02	-	-
	5/23/2025	9:20 AM	49.55	49.90	0.35	403.0	Bailed approximately 0.51 gallons of LNAPL
	5/23/2025	9:56 AM	-	48.32	-	-	Sheen observed on surface
	5/23/2025	11:12 AM	57.00	57.05	0.05	389.3	Bailed approximately 0.07 gallons of LNAPL
	5/23/2025	11:25 AM	-	56.47	-	-	Sheen observed on surface
	5/24/2025	9:13 AM	28.85	29.26	0.41	380.3	Bailed approximately 0.6 gallons of LNAPL
	5/24/2025	9:32 AM	28.46	28.47	0.01	-	-
	5/24/2025	11:24 AM	24.07	24.12	0.05	128.2	Bailed approximately 0.07 gallons of LNAPL
	5/24/2025	11:30 AM	-	24.29	-	-	Sheen observed on surface; groundwater bailed; sock deployed
	5/27/2025	9:45 AM	24.35	24.37	0.02	437.1	Bailed approximately 0.1 gallon of LNAPL. Sock was removed (30%)
	5/27/2025	9:51 AM	22.90	22.91	0.01	-	Bailed approximately 0.1 gallon of LNAPL
	5/27/2025	11:45 AM	23.92	23.94	0.02	395.1	Bailed approximately 0.1 gallon of LNAPL
	5/27/2025	11:50 AM	22.99	23.00	0.01	-	Bailed approximately 0.1 gallon of LNAPL
	5/28/2025	9:15 AM	28.03	28.05	0.02	356.7	Bailed approximately 0.1 gallon of LNAPL.
	5/28/2025	9:22 AM	29.05	29.06	0.01	-	Bailed approximately 0.1 gallon of LNAPL
	5/28/2025	11:35 AM	30.25	30.27	0.02	375.5	Bailed approximately 0.1 gallon of LNAPL
	5/28/2025	11:41 AM	-	31.09	-	-	Bailed approximately 0.1 gallon of LNAPL
	5/29/2025	9:15 AM	22.80	22.81	0.01	335.0	Bailed approximately 0.1 gallon of LNAPL.
	5/29/2025	9:20 AM	24.02	24.03	0.01	-	Bailed approximately 0.1 gallon of LNAPL
	5/29/2025	12:00 PM	33.84	33.85	0.01	109.3	Bailed approximately 0.1 gallon of LNAPL
	5/29/2025	12:05 PM	-	34.50	-	-	-

Table 3
Liquid-Level Gauging Data Summary

Well Location	Date	Time of Day	Depth to LNAPL (ft.)	Depth to Water (ft.)	LNAPL Thickness (ft.)	Well Head Screening (ppm)	Comments
Redacted Walker Road	5/30/2025	9:15 AM	22.74	22.75	0.01	392.3	Bailed approximately 0.1 gallon of LNAPL
	5/30/2025	9:20 AM	23.21	23.22	0.01	-	Bailed approximately 0.1 gallon of LNAPL
	5/30/2025	11:10 AM	34.15	34.16	0.01	150.5	Bailed approximately 0.1 gallon of LNAPL
	5/30/2025	11:15 AM	34.48	34.49	0.01	-	Bailed approximately 0.1 gallon of LNAPL
	5/31/2025	9:45 AM	-	33.15	-	297.5	-
	5/31/2025	11:35 AM	-	25.89	-	248.4	-
	6/1/2025	8:15 AM	-	22.34	-	79.2	-
	6/1/2025	9:45 AM	-	22.40	-	29.3	-
	6/2/2025	9:27 AM	-	38.05	-	304.3	-
	6/2/2025	12:43 PM	-	55.64	-	346.6	-
	6/3/2025	9:17 AM	26.98	27.16	0.18	159.3	Bailed approximately 0.5 gallons of LNAPL
	6/3/2025	1:28 PM	-	62.36	-	52.1	-
	6/4/2025	9:08 AM	43.92	44.50	0.58	162.6	Bailed approximately 1.25 gallons of LNAPL
	6/4/2025	10:30 AM	37.46	37.47	0.01	-	-
	6/4/2025	12:40 PM	37.95	38.02	0.07	348.3	Bailed approximately 0.25 gallons of LNAPL
	6/4/2025	12:55 PM	52.48	52.50	0.02	-	-
	6/5/2025	9:02 AM	29.30	29.95	0.65	401.4	Bailed approximately 1.5 gallons of LNAPL
	6/5/2025	10:10 AM	28.15	28.16	0.01	-	-
	6/5/2025	12:25 PM	36.20	36.28	0.08	340.9	Bailed approximately 0.5 gallons of LNAPL
	6/5/2025	12:45 PM	40.81	40.83	0.02	-	-
	6/6/2025	9:10 AM	35.61	36.46	0.85	351.6	Bailed approximately 1 gallon of LNAPL
	6/6/2025	9:58 AM	33.25	33.26	0.01	-	-
	6/6/2025	11:31 AM	27.39	27.44	0.05	347.3	Bailed approximately 0.5 gallons of LNAPL
	6/6/2025	11:44 AM	27.49	27.50	0.01	-	-
	6/7/2025	9:02 AM	32.15	32.66	0.51	355.7	Bailed approximately 1 gallon of LNAPL
	6/7/2025	9:31 AM	31.28	31.29	0.01	-	-
	6/7/2025	10:40 AM	27.17	27.18	0.01	221.7	-
	6/8/2025	9:05 AM	28.68	29.25	0.57	429.8	Bailed approximately 1 gallon of LNAPL
	6/8/2025	9:30 AM	29.13	29.14	0.01	-	-
	6/8/2025	10:55 AM	28.89	28.93	0.04	334.9	Bailed approximately 0.5 gallons of LNAPL
	6/8/2025	11:30 AM	41.32	41.33	0.01	-	-
	6/9/2025	10:00 AM	40.31	42.25	1.94	379	Bailed approximately 0.75 gallons of LNAPL
	6/9/2025	10:19 AM	-	39.96	-	-	-
	6/9/2025	1:22 PM	54.33	55.53	1.20	287	Bailed approximately 0.5 gallons of LNAPL
	6/9/2025	1:35 PM	68.03	68.04	0.01	-	-
	6/10/2025	10:20 AM	33.44	35.10	1.66	323.4	Bailed approximately 0.1 gallons of LNAPL
	6/10/2025	10:50 AM	35.55	35.75	0.20	-	Bailed approximately 0.1 gallons of LNAPL
	6/10/2025	12:10 PM	29.24	30.31	1.07	347.4	Bailed approximately 0.25 gallons of LNAPL
	6/10/2025	12:35 PM	30.59	30.74	0.15	-	Bailed approximately 0.25 gallons of LNAPL
	6/11/2025	09:45 AM	32.91	34.22	1.31	459.4	Bailed approximately 0.25 gallons of LNAPL
	6/11/2025	10:25 AM	33.40	33.88	0.48	-	Bailed approximately 0.25 gallons of LNAPL
	6/11/2025	12:00 PM	27.75	28.56	0.81	347.4	Bailed approximately 0.25 gallons of LNAPL
	6/11/2025	12:40 PM	28.60	28.69	0.09	-	Bailed approximately 0.25 gallons of LNAPL
	6/12/2025	09:30 AM	35.69	36.38	0.69	681.8	Bailed approximately 0.2 gallons of LNAPL
	6/12/2025	09:45 AM	35.91	35.98	0.07	-	Bailed approximately 0.2 gallons of LNAPL
	6/12/2025	11:25 AM	41.89	43.14	1.25	493.5	Bailed approximately 0.25 gallons of LNAPL
	6/12/2025	12:00 PM	43.18	43.28	0.10	-	Bailed approximately 0.25 gallons of LNAPL
	6/13/2025	09:48 AM	25.83	26.38	0.55	667.4	Bailed approximately 0.5 gallons of LNAPL
	6/13/2025	10:15 AM	26.55	26.69	0.14	-	-
	6/13/2025	11:35 AM	39.73	40.00	0.27	355	Bailed approximately 0.5 gallons of LNAPL
	6/13/2025	11:55 AM	38.69	38.71	0.02	-	-
	6/14/2025	09:15 AM	25.14	25.49	0.35	510	Bailed approximately 0.8 gallons of LNAPL
	6/14/2025	09:40 AM	25.52	25.56	0.04	-	-
	6/14/2025	11:30 AM	37.56	37.60	0.04	599	Bailed approximately 0.1 gallons of LNAPL
	6/14/2025	11:48 AM	37.71	37.72	0.01	-	-
	6/15/2025	09:00 AM	36.31	36.52	0.21	596	Bailed approximately 0.5 gallons of LNAPL
	6/15/2025	09:30 AM	35.23	35.24	0.01	-	-
	6/15/2025	10:12 AM	32.63	32.68	0.05	-	Bailed approximately 0.25 gallons of LNAPL
	6/15/2025	10:25 AM	-	32.45	-	-	-
	6/16/2025	09:15 AM	35.35	35.55	0.20	119.5	Bailed approximately 0.5 gallons of LNAPL
	6/16/2025	09:30 AM	33.83	33.84	0.01	-	-
	6/16/2025	11:45 AM	29.05	29.06	0.01	267.5	-
	6/17/2025	09:45 AM	25.08	25.45	0.37	399.8	Bailed approximately 0.25 gallons of LNAPL
	6/17/2025	10:05 AM	25.57	25.60	0.03	-	Bailed approximately 0.1 gallons of LNAPL
	6/17/2025	11:45 AM	32.09	32.33	0.24	382.2	Bailed approximately 0.1 gallons of LNAPL
	6/17/2025	12:00 PM	34.02	34.04	0.02	-	Bailed approximately 0.1 gallons of LNAPL
	6/18/2025	09:35 AM	26.27	26.82	0.55	388.9	Bailed approximately 0.25 gallons of LNAPL
	6/18/2025	10:10 AM	27.05	27.07	0.02	-	Bailed approximately 0.05 gallons of LNAPL
	6/18/2025	11:50 AM	26.60	26.67	0.07	478.8	Bailed approximately 0.25 gallons of LNAPL
	6/18/2025	12:00 PM	26.98	27.00	0.02	-	Bailed approximately 0.2 gallons of LNAPL
	6/19/2025	09:37 AM	25.16	25.55	0.39	628.1	Bailed approximatley 0.25 gallons of LNAPL
	6/19/2025	10:15 AM	26.53	26.61	0.08	-	Bailed approximatley 0.25 gallons of LNAPL
	6/19/2025	11:45 AM	25.71	25.82	0.11	404.0	Bailed approximatley 0.25 gallons of LNAPL
	6/19/2025	12:03 PM	26.29	26.33	0.04	-	Bailed approximatley 0.25 gallons of LNAPL
	6/20/2025	09:50 AM	25.49	25.57	0.08	448.1	Bailed approximatley 0.1 gallons of LNAPL
	6/20/2025	10:15 AM	26.10	26.12	0.02	-	Bailed approximatley 0.1 gallons of LNAPL
	6/20/2025	11:50 AM	27.41	27.44	0.03	229.2	Bailed approximatley 0.1 gallons of LNAPL
	6/20/2025	12:05 PM	27.88	27.89	0.01	-	Bailed approximatley 0.1 gallons of LNAPL
	6/21/2025	9:05 AM	27.29	27.43	0.14	372.2	Bailed approximatley 0.5 gallons of LNAPL
	6/21/2025	-	27.86	27.87	0.01	-	-
	6/21/2025	11:50 AM	27.29	27.30	0.01	425.3	-
	6/22/2025	9:18 AM	29.15	29.18	0.03	191.1	Bailed approximatley 0.25 gallons of LNAPL
	6/22/2025	9:30 AM	29.60	29.61	0.01	-	Bailed approximatley 0.3 gallons of LNAPL
	6/22/2025	10:54 AM	27.37	27.39	0.02	221.4	Bailed approximatley 0.12 gallons of LNAPL
	6/22/2025	11:11 AM	27.56	27.57	0.01	-	-
	6/23/2025	9:05 AM	26.28	26.78	0.50	155.8	Bailed approximatley 0.5 gallons of LNAPL
	6/23/2025	-	27.24	27.26	0.02	-	-
	6/23/2025	12:15 PM	26.30	26.40	0.10	88.4	Bailed approximatley 0.5 gallons of LNAPL
	6/23/2025	-	26.74	26.75	0.01	-	-
	6/23/2025	2:00 PM	26.29	26.32	0.03	-	-
	6/24/2025	9:31 AM	25.60	25.65	0.05	25.4	Bailed approximatley 0.5 gallons of LNAPL
	6/24/2025	-	25.84	25.85	0.01	-	-
	6/25/2025	9:01 AM	26.54	26.56	0.02	0.7	-
	6/25/2025	9:28 AM	-	26.63	-	27.0	-
	6/25/2025	10:32 AM	-	26.69	-	7.2	-
	6/25/2025	11:25 AM	26.71	26.72	0.01	16.4	-
	6/26/2025	9:03 AM	26.60	26.62	0.02	1.1	-
	6/26/2025	11:16 AM	27.60	27.62	0.02	10.7	-
	6/26/2025	12:12 PM	27.60	27.65	0.05	1.7	-
	6/26/2025	12:42 PM	27.68	27.70	0.02	5.0	-
	6/26/2025	1:54 PM	-	28.39	-	5.1	-
	6/26/2025	2:54 PM	28.11	28.13	0.02	6.7	-
	6/26/2025	3:42 PM	27.88	27.90	0.02	6.4	-

Table 3
Liquid-Level Gauging Data Summary

Well Location	Date	Time of Day	Depth to LNAPL (ft.)	Depth to Water (ft.)	LNAPL Thickness (ft.)	Well Head Screening (ppm)	Comments
Red Walker Road	6/27/2025	8:00 AM	26.70	26.72	0.02	1.7	Geophysics conducted at well
	6/28/2025	9:00 AM	NM	NM	NM	298.3	Liquid level was greater than the 100 foot length of the measuring tape on the available interface probe
	6/28/2025	12:05 PM	NM	NM	NM	272.5	Liquid level was greater than the 100 foot length of the measuring tape on the available interface probe
	6/29/2025	9:11 AM	27.55	27.79	0.24	8.4	Bailed approximatley 0.25 gallons of LNAPL
	6/29/2025	9:24 AM	28.04	28.10	0.06	-	Bailed approximatley 0.08 gallons of LNAPL
	6/29/2025	11:00 AM	27.89	27.99	0.10	464.4	Bailed approximatley 0.15 gallons of LNAPL
	6/29/2025	11:12 AM	28.01	28.03	0.02	-	Bailed approximatley 0.1 gallons of LNAPL
	6/30/2025	9:30 AM	27.17	27.34	0.17	95.2	Bailed approximatley 0.5 gallons of LNAPL
	6/30/2025	-	27.67	27.69	0.02	-	-
	6/30/2025	12:00 PM	27.44	27.49	0.05	27.1	-
	6/30/2025	-	27.75	27.77	0.02	-	Unable to recover LNAPL due to minimal thickness
	7/1/2025	9:34 AM	27.61	27.64	0.03	87.4	Bailed approximatley 0.25 gallons of LNAPL
	7/1/2025	-	27.69	27.70	0.01	-	-
	7/1/2025	11:45 AM	28.92	28.94	0.02	153.2	Unable to recover LNAPL due to minimal thickness
	7/2/2025	9:47 AM	31.75	31.94	0.19	76.5	Bailed approximatley 0.25 gallons of LNAPL
	7/2/2025	-	32.17	32.19	0.02	-	-
	7/2/2025	12:33 PM	28.50	28.55	0.05	294.0	Bailed approximatley 0.25 gallons of LNAPL
	7/2/2025	12:51 PM	28.70	28.72	0.02	-	-
	7/3/2025	10:25 AM	34.78	34.88	0.10	32.0	Bailed approximatley 0.25 gallons of LNAPL
	7/3/2025	-	33.65	33.67	0.02	-	-
	7/3/2025	12:35 PM	29.84	29.85	0.01	357.1	Unable to recover LNAPL due to minimal thickness
	7/5/2025	09:17 AM	-	27.86	-	124.5	Sock 100% saturated was removed
	7/5/2025	09:22 AM	-	27.95	-	-	-
	7/5/2025	12:09 PM	-	28.14	-	55.7	-
	7/5/2025	12:15 PM	-	28.16	-	-	-
	7/7/2025	9:15 AM	NM	NM	NM	11.3	Liquid level was greater than the 100 foot length of the measuring tape on the available interface probe
	7/7/2025	11:45 AM	NM	NM	NM	20.5	Liquid level was greater than the 100 foot length of the measuring tape on the available interface probe
	7/8/2025	9:20 AM	-	109.21	-	650.1	-
	7/8/2025	11:46 AM	-	85.55	-	311.0	-
	7/9/2025	9:30 AM	28.70	28.75	0.05	98.5	Bailed approximatley 0.25 gallons of LNAPL
	7/9/2025	-	29.09	29.11	0.02	-	-
	7/9/2025	12:35 PM	28.78	28.80	0.02	283.8	-
	7/10/2025	9:33 AM	40.71	40.79	0.08	105.7	Bailed approximatley 0.25 gallons of LNAPL
	7/10/2025	-	40.91	40.92	0.01	-	-
	7/10/2025	11:31 AM	90.65	90.66	0.01	141.3	-
	7/11/2025	9:03 AM	28.73	28.90	0.17	149.7	Bailed approximatley 0.5 gallons of LNAPL
	7/11/2025	-	29.29	29.30	0.01	-	-
	7/11/2025	11:36 AM	38.65	38.69	0.04	158.0	Bailed approximatley 0.15 gallons of LNAPL
	7/11/2025	-	39.64	39.65	0.01	-	-
	7/12/2025	9:00 AM	34.05	34.20	0.15	207.7	Bailed approximatley 0.3 gallons of LNAPL
	7/12/2025	-	34.40	34.41	0.01	-	-
	7/12/2025	11:39 AM	37.20	37.21	0.01	350.2	Unable to recover LNAPL due to minimal thickness
	7/13/2025	9:12 AM	28.85	28.93	0.08	168.0	Bailed approximatley 0.5 gallons of LNAPL
	7/13/2025	9:37 AM	28.46	28.47	0.01	-	-
	7/13/2025	11:45 AM	25.44	25.48	0.04	117.3	Bailed approximatley 0.06 gallons of LNAPL
	7/13/2025	12:14 PM	25.60	25.62	0.02	-	-
	7/14/2025	9:03 AM	27.94	27.97	0.03	184.0	Bailed approximatley 0.25 gallons of LNAPL
	7/14/2025	-	28.25	28.26	0.01	-	-
	7/14/2025	12:25 PM	27.99	28.00	0.01	264.5	-
	7/15/2025	9:41 AM	35.11	35.19	0.08	107.1	Bailed approximatley 0.25 gallons of LNAPL
	7/15/2025	-	34.79	34.80	0.01	-	-
	7/15/2025	12:35 PM	30.29	30.30	0.01	429.1	-
	7/16/2025	9:05 AM	31.60	31.64	0.04	336.3	Bailed approximatley 0.3 gallons of LNAPL
	7/16/2025	-	31.50	31.51	0.01	-	-
	7/16/2025	12:30 PM	28.95	28.96	0.01	200.9	-
	7/17/2025	9:03 AM	27.72	27.77	0.05	72.2	Bailed approximatley 0.25 gallons of LNAPL
	7/17/2025	-	28.06	28.08	0.02	-	-
	7/17/2025	12:45 PM	-	35.52	-	101.4	-
	7/18/2025	9:05 AM	28.38	28.43	0.05	127.7	Bailed approximatley 0.25 gallons of LNAPL
	7/18/2025	-	29.65	29.66	0.01	-	-
	7/18/2025	12:56 PM	28.84	28.85	0.01	76.2	Insufficient volume for recovery
	7/19/2025	9:00 AM	28.40	28.47	0.07	148.3	Bailed approximatley 0.25 gallons of LNAPL
	7/19/2025	-	29.20	29.21	0.01	-	-
	7/19/2025	1:00 PM	30.01	30.02	0.01	145.2	Insufficient volume for recovery
	7/20/2025	8:55 AM	27.74	27.86	0.12	181.7	Bailed approximatley 0.1 gallons of LNAPL
	7/20/2025	9:15 AM	28.19	28.20	0.01	-	-
	7/20/2025	10:31 AM	29.32	29.35	0.03	154.2	Bailed approximatley 0.05 gallons of LNAPL
	7/20/2025	10:44 AM	29.55	29.56	0.01	-	-
	7/21/2025	9:10 AM	29.19	29.22	0.03	35.7	Bailed approximatley 0.25 gallons of LNAPL
	7/21/2025	-	-	29.85	-	-	-
	7/21/2025	1:05 PM	30.05	30.06	0.01	96.1	-
	7/22/2025	9:12 AM	37.26	37.33	0.07	143.3	Bailed approximatley 0.25 gallons of LNAPL
	7/22/2025	-	36.88	36.90	0.02	-	-
	7/22/2025	1:00 PM	67.35	67.36	0.01	50.0	-
	7/23/2025	9:40 AM	44.51	44.56	0.05	47.9	Bailed approximatley 0.25 gallons of LNAPL
	7/23/2025	-	-	44.57	-	-	-
	7/23/2025	1:30 PM	39.20	39.21	0.01	79.5	-
	7/24/2025	9:18 AM	29.33	29.50	0.17	53.5	Bailed approximatley 0.25 gallons of LNAPL
	7/24/2025	-	29.71	29.73	0.02	-	-
	7/24/2025	1:20 PM	37.69	37.70	0.01	77.0	-
	7/25/2025	9:20 AM	28.65	28.83	0.18	83.5	Bailed approximatley 0.50 gallons of LNAPL
	7/25/2025	-	29.35	29.36	0.01	-	-
	7/25/2025	1:20 PM	-	29.40	-	195.3	-
	7/26/2025	9:24 AM	28.09	28.15	0.06	78.1	Bailed approximatley 0.07 gallons of LNAPL
	7/26/2025	-	28.60	28.61	0.01	-	-
	7/26/2025	1:15 PM	29.80	29.82	0.02	117.4	-
	7/27/2025	9:15 AM	28.55	28.64	0.09	396.1	Bailed approximatley 0.25 gallons of LNAPL
	7/27/2025	9:40 AM	29.15	29.16	0.01	-	-
	7/27/2025	11:01 AM	28.78	28.84	0.06	396.5	Bailed approximatley 0.05 gallons of LNAPL
	7/27/2025	11:17 AM	29.04	29.05	0.01	-	-
	7/28/2025	9:20 AM	28.64	28.65	0.01	240.5	Bailed approximatley 0.50 gallons of LNAPL
	7/28/2025	1:09 PM	-	29.21	-	207.7	-
	7/29/2025	9:16 AM	29.31	29.35	0.04	43.5	Bailed approximatley 0.15 gallons of LNAPL
	7/29/2025	-	-	29.95	-	-	-
	7/29/2025	1:12PM	88.73	88.74	0.01	82.1	-
	7/30/2025	9:20 AM	29.19	29.21	0.02	74.4	Bailed approximatley 0.1 gallons of LNAPL
	7/30/2025	1:20 PM	29.79	29.80	0.01	49.1	-
	7/31/2025	9:18 AM	29.69	29.70	0.01	65.1	Unable to recover LNAPL due to minimal thickness
	7/31/2025	1:10 PM	30.30	30.31	0.01	26.1	-
	8/1/2025	9:25 AM	30.50	30.55	0.05	69.9	Bailed approximatley 0.20 gallons of LNAPL

Table 3
Liquid-Level Gauging Data Summary

Well Location	Date	Time of Day	Depth to LNAPL (ft.)	Depth to Water (ft.)	LNAPL Thickness (ft.)	Well Head Screening (ppm)	Comments
Red Walker Road	8/1/2025	-	-	31.20	-	-	-
	8/1/2025	1:00 PM	52.39	52.40	0.01	158.5	-
	8/2/2025	9:05 AM	33.20	33.22	0.02	128.8	Bailed approximatley 0.20 gallons of LNAPL
	8/2/2025	-	-	33.41	-	-	-
	8/2/2025	1:08 PM	-	35.28	-	122.1	-
	8/3/2025	9:00 AM	29.96	30.11	0.15	256.8	Bailed approximatley 0.25 gallons of LNAPL
	8/3/2025	-	30.45	30.46	0.01	-	-
	8/3/2025	1:00 PM	32.60	32.61	0.01	168.4	-
	8/4/2025	9:45 AM	31.20	31.30	0.10	377.7	Bailed approximatley 0.25 gallons of LNAPL
	8/4/2025	10:00 AM	31.50	31.51	0.01	-	-
	8/4/2025	1:21 PM	30.37	30.41	0.04	155.6	Bailed approximatley 0.06 gallons of LNAPL
	8/4/2025	1:28 PM	30.55	30.56	0.01	-	-
	8/5/2025	9:17 AM	38.04	38.15	0.11	328.1	Bailed approximatley 0.25 gallons of LNAPL
	8/5/2025	9:30 AM	37.90	37.91	0.01	-	-
	8/5/2025	1:23 PM	30.17	30.22	0.05	407.2	Bailed approximatley 0.13 gallons of LNAPL
	8/5/2025	1:30 PM	30.35	30.36	0.01	-	-
	8/6/2025	9:20 AM	28.50	28.54	0.04	305.2	Bailed approximatley 0.13 gallons of LNAPL
	8/6/2025	9:30 AM	28.88	28.89	0.01	-	-
	8/6/2025	1:05 PM	28.87	28.88	0.01	96.6	Bailed approximatley 0.01 gallons of LNAPL
	8/6/2025	1:10 PM	29.02	29.03	0.01	-	-
	8/7/2025	9:07 AM	28.78	28.81	0.03	107.3	Bailed approximatley 0.51 gallons of LNAPL
	8/7/2025	9:20 AM	-	29.15	-	-	-
	8/7/2025	1:14 PM	28.70	28.71	0.01	47.8	-
	8/7/2025	1:24 PM	-	28.99	-	-	-
	8/8/2025	9:27 AM	28.90	29.05	0.15	172.0	Bailed approximatley 0.10 gallons of LNAPL
	8/8/2025	9:40 AM	29.32	29.33	0.01	-	-
	8/8/2025	1:20 PM	84.45	84.50	0.05	55.2	Bailed approximatley 0.10 gallons of LNAPL
	8/8/2025	-	82.38	82.39	0.01	-	-
	8/9/2025	9:00 AM	30.02	30.10	0.08	186.2	Bailed approximatley 0.8 gallons of LNAPL
	8/9/2025	9:30 AM	30.18	30.18	0.00	-	-
	8/9/2025	12:15 PM	30.09	30.10	0.01	93.1	-
	8/10/2025	8:55 AM	29.02	29.05	0.03	202.0	Bailed approximatley 0.05 gallons of LNAPL
	8/10/2025	9:15 AM	-	29.17	-	-	-
	8/10/2025	11:00 AM	-	29.35	-	119.5	-
	8/11/2025	10:26 AM	50.75	50.77	0.02	114.1	Unable to recover LNAPL due to minimal thickness
	8/11/2025	1:25 PM	35.90	35.92	0.02	138.0	Unable to recover LNAPL due to minimal thickness
	8/12/2025	10:46 AM	36.02	36.06	0.04	299.6	Bailed approximatley 0.01 gallons of LNAPL
	8/12/2025	10:50 AM	-	36.90	-	-	-
	8/12/2025	1:45 PM	-	60.80	-	108.4	-
	8/13/2025	9:23 AM	29.93	29.99	0.06	278	Bailed approximatley 0.01 gallons of LNAPL
	8/13/2025	10:50 AM	-	30.31	-	-	-
	8/13/2025	1:45 PM	29.95	29.96	0.01	70.3	-
	8/13/2025	1:50 PM	-	30.02	-	-	-
	8/14/2025	9:13 AM	30.60	30.64	0.04	35.4	Bailed approximatley 0.01 gallons of LNAPL
	8/14/2025	9:22 AM	-	31.22	-	-	-
	8/14/2025	1:15 PM	-	30.75	-	72.2	-

Table 3
Liquid-Level Gauging Data Summary

Well Location	Date	Time of Day	Depth to LNAPL (ft.)	Depth to Water (ft.)	LNAPL Thickness (ft.)	Well Head Screening (ppm)	Comments
Red Walker Road	8/15/2025	9:07 AM	30.34	30.43	0.09	59.8	Bailed approximatley 0.01 gallons of LNAPL
	8/15/2025	9:20 AM	31.09	31.10	0.01	-	-
	8/15/2025	1:30 PM	-	33.91	-	55.4	-
	8/16/2025	9:18 AM	31.15	31.18	0.03	60.3	Bailed approximatley 0.5 gallons of LNAPL
	8/16/2025	-	-	31.75	-	-	-
	8/16/2025	1:17 PM	-	31.66	-	173.3	-
	8/17/2025	8:05 AM	30.85	30.86	0.01	360.1	Bailed approximatley 0.06 gallons of LNAPL
	8/17/2025	-	-	30.96	-	-	-
	8/17/2025	9:33 AM	-	30.78	-	195.1	-
	8/18/2025	10:41 AM	-	98.80	-	21.1	-
	8/18/2025	1:09 PM	-	99.65	-	175.6	-
	8/19/2025	9:12 AM	30.35	30.50	0.15	102.7	Bailed approximatley 0.5 gallons of LNAPL
	8/19/2025	-	-	31.14	-	-	-
	8/19/2025	1:11 PM	30.70	30.71	0.01	191.6	-
	8/20/2025	9:10 AM	30.50	30.59	0.09	47.5	Bailed approximatley 0.5 gallons of LNAPL
	8/20/2025	-	31.04	31.05	0.01	-	-
	8/20/2025	1:10 PM	-	122.30	-	29.2	-
	8/21/2025	9:15 AM	30.11	30.26	0.15	90.1	Bailed approximatley 0.5 gallons of LNAPL
	8/21/2025	-	30.90	30.91	0.01	-	-
	8/21/2025	1:15 PM	45.89	45.90	0.01	168.5	-
	8/22/2025	9:20 AM	54.60	54.69	0.09	95.3	Bailed approximatley 0.5 gallons of LNAPL
	8/22/2025	-	53.88	53.89	0.01	-	-
	8/22/2025	1:00 PM	42.10	42.11	0.01	24.8	-
	8/23/2025	9:17 AM	29.95	30.01	0.06	137.5	Bailed approximatley 0.7 gallons of LNAPL
	8/23/2025	9:33 AM	31.60	31.61	0.01	-	-
	8/23/2025	1:06 PM	-	30.31	-	145.3	-
	8/24/2025	9:01 AM	31.10	31.30	0.20	154.0	Bailed approximatley 0.5 gallons of LNAPL
	8/24/2025	9:30 AM	31.69	31.70	0.01	-	-
	8/24/2025	1:02 PM	32.53	32.54	0.01	228.3	-
	8/25/2025	9:06 AM	30.52	30.54	0.02	260.5	Unable to recover LNAPL due to minimal thickness
	8/25/2025	1:10 PM	-	30.93	-	88.3	-
	8/26/2025	9:06 AM	30.35	30.37	0.02	153.2	Bailed approximatley 0.1 gallons of LNAPL
	8/26/2025	-	31.11	31.12	0.01	-	-
	8/26/2025	1:02 PM	-	127.88	-	27.2	-
	8/27/2025	9:06 AM	30.31	30.34	0.03	106.1	Bailed approximately 0.2 gallons of LNAPL
	8/27/2025	-	-	30.92	-	-	-
	8/27/2025	1:05 PM	-	123.41	-	124.1	-
	8/28/2025	9:15 AM	30.42	30.44	0.02	275.8	Bailed approximately 0.1 gallons of LNAPL
	8/28/2025	1:04 PM	-	51.60	-	22.6	-
	8/29/2025	9:14 AM	32.17	32.25	0.08	161.5	Bailed approximately 0.5 gallons of LNAPL
	8/29/2025	-	32.30	32.31	0.01	-	-
	8/29/2025	1:05 PM	-	31.02	-	30.2	Absorbent sock deployed
	9/2/2025	9:13 AM	-	81.41	-	147.9	Absorbent sock removed; 20% saturated
	9/2/2025	1:05 PM	-	46.96	-	119.2	-
	9/3/2025	9:18 AM	38.64	38.66	0.02	108.2	Bailed approximately 0.10 gallons of LNAPL
	9/3/2025	-		38.49	-	-	-
	9/3/2025	1:02 PM	-	32.33	-	87.2	-
	9/4/2025	9:16 AM	-	32.11	-	110.7	-
	9/4/2025	1:03 PM	-	31.60	-	46.9	-
	9/5/2025	9:01 AM	-	138.02	-	164.9	-
	9/5/2025	1:03 PM	-	92.74	-	82.5	-
	9/6/2025	9:15 AM	-	31.35	-	340.9	-
	9/6/2025	1:05 PM	-	32.65	-	72.0	-
	9/7/2025	9:04 AM	32.85	32.86	0.01	166.5	Bailed approximately 0.15 gallons of LNAPL
	9/7/2025	9:20 AM	-	33.11	-	-	-
	9/7/2025	1:01 PM	-	31.49	-	275.8	-
	9/8/2025	9:30 AM	33.36	33.38	0.02	164.3	Bailed approximately 0.05 gallons of LNAPL
	9/8/2025	-	33.46	33.47	0.01	-	-
	9/8/2025	2:00 PM	31.89	31.90	0.01	92.9	Bailled approximately 0.01 gallons of LNAPL
	9/8/2025	2:15 PM	32.04	32.05	0.01	-	-
	9/9/2025	9:15 AM	31.90	31.92	0.02	237.6	Bailled approximately 0.01 gallons of LNAPL
	9/9/2025	-	-	32.22	-	-	-
	9/9/2025	2:00 PM	31.61	31.62	0.01	73.1	Bailled approximately 0.01 gallons of LNAPL
	9/9/2025	-	-	31.80	-	-	-
	9/10/2025	9:15 AM	32.12	32.15	0.03	144.1	Bailled approximately 0.01 gallons of LNAPL
	9/10/2025	9:35 AM	32.29	32.30	0.01	-	-
	9/10/2025	2:00 PM	31.45	31.46	0.01	68.9	-
	9/10/2025	2:10 AM	-	31.65	-	-	-
	9/11/2025	9:10 AM	31.98	32.00	0.02	211.2	Bailled approximately 0.01 gallons of LNAPL
	9/11/2025	9:25 AM	-	32.19	-	-	-
	9/11/2025	1:50 PM	-	37.88	-	140.1	-
	9/12/2025	9:15 AM	32.36	32.38	0.02	228.2	Bailled approximately 0.6 gallons of LNAPL
	9/12/2025	9:25 AM	-	32.56	-	-	-
	9/12/2025	1:20 PM	-	31.56	-	168.4	-
	9/13/2025	9:03 AM	31.37	31.39	0.02	239.0	Bailled approximately 0.1 gallons of LNAPL
	9/13/2025	-	-	31.68	-	-	-
	9/13/2025	1:01 PM	-	31.72	-	103.2	-
	9/14/2025	9:08 AM	-	30.51	-	133.3	-
	9/14/2025	9:17 AM	-	30.94	-	-	-
	9/14/2025	1:05 PM	-	109.58	-	57.4	-
	9/15/2025	9:20 AM	-	82.91	-	68.2	-
	9/15/2025	1:28 PM	-	59.09	-	51.0	-
	9/16/2025	9:06 AM	30.38	30.42	0.04	47.8	Bailled approximately 0.1 gallons of LNAPL
	9/16/2025	-	30.69	30.70	0.01	-	-
	9/16/2025	1:11 PM	-	35.17	-	35.0	-
	9/17/2025	9:12 AM	-	158.36	-	80.0	-
	9/17/2025	1:12 PM	-	96.68	-	136.3	-
	9/18/2025	9:08 AM	32.41	32.53	0.12	185.3	Bailled approximately 0.1 gallons of LNAPL
	9/18/2025	-	32.55	32.56	0.01	-	-
	9/18/2025	1:24 PM	-	33.86	-	107.5	-
	9/19/2025	9:05 AM	31.81	31.86	0.05	190.2	Bailled approximately 0.1 gallons of LNAPL
	9/19/2025	-	-	32.18	-	-	-
	9/19/2025	1:05 PM	-	31.42	-	38.3	-
	9/20/2025	9:02 AM	-	30.33	-	146.1	-
	9/20/2025	1:03 PM	-	30.20	-	84.8	-

Table 3
Liquid-Level Gauging Data Summary

Well Location	Date	Time of Day	Depth to LNAPL (ft.)	Depth to Water (ft.)	LNAPL Thickness (ft.)	Well Head Screening (ppm)	Comments
Redacted Walker Road	9/21/2025	9:18 AM	29.85	29.90	0.05	213.2	Bailled approximately 0.7 gallons of LNAPL
	9/21/2025	-	-	30.50	-	-	-
	9/21/2025	1:21 PM	-	31.80	-	112.1	-
	9/22/2025	9:40 AM	29.82	29.89	0.07	178.4	Bailed approximately 0.25 gallons of LNAPL
	9/22/2025	9:52 AM	30.17	30.18	0.01	-	
	9/22/2025	1:02 PM	30.50	30.53	0.03	377.8	Bailed approximately 0.06 gallons of LNAPL
	9/22/2025	1:12 PM	30.61	30.62	0.01	-	-
	9/23/2025	9:24 AM	29.53	29.58	0.05	374.0	Bailed approximately 0.01 gallons of LNAPL
	9/23/2025	9:33 AM	-	29.85	-	-	-
	9/23/2025	1:00 PM	30.66	30.67	0.01	230.8	Bailed approximately 0.016 gallons of LNAPL
	9/23/2025	1:05 PM	trace	30.74	trace	-	-
	9/24/2025	9:18 AM	29.96	30.05	0.09	221.5	Bailed approximately 0.12 gallons of LNAPL
	9/24/2025	9:25 AM	30.29	30.30	0.01	-	-
	9/24/2025	1:00 PM	33.07	33.10	0.03	496.2	Bailed approximately 0.03 gallons of LNAPL
	9/24/2025	1:06 PM	-	33.03	-	-	-
	9/25/2025	9:20 AM	29.57	29.62	0.05	156.9	Bailed approximately 0.07 gallons of LNAPL
	9/25/2025	9:27 AM	29.77	29.78	0.01	-	-
	9/25/2025	1:00 PM	29.70	29.74	0.04	197.3	Bailed approximately 0.06 gallons of LNAPL
	9/25/2025	1:07 PM	29.84	29.85	0.01	-	-
	9/26/2025	9:05 AM	29.60	29.63	0.03	320.1	Bailed approximately 0.08 gallons of LNAPL
	9/26/2025	9:15 AM	29.93	29.94	0.01	-	-
	9/26/2025	1:00 PM	29.88	29.91	0.03	686.2	Bailed approximately 0.07 gallons of LNAPL
	9/26/2025	1:06 PM	30.15	30.16	0.01	-	-
	9/27/2025	9:15 AM	30.09	30.12	0.03	284.0	Bailed approximately 0.05 gallons of LNAPL
	9/27/2025	-	-	30.63	-	-	-
	9/27/2025	12:30 PM	-	31.03	-	110.7	-
	9/28/2025	9:04 AM	34.18	34.25	0.07	364.1	Bailed approximately 0.3 gallons of LNAPL
	9/28/2025	-	-	34.41	-	-	-
	9/28/2025	1:03 PM	31.27	31.28	0.01	288.1	-
	9/29/2025	9:05 AM	30.05	30.09	0.04	172.7	Bailed approximately 0.01 gallons of LNAPL
	9/29/2025	9:17 AM	-	30.44	-	-	-
	9/29/2025	1:00 PM	-	33.11	-	307.7	-
	9/30/2025	9:12 AM	30.26	30.30	0.04	464.1	Bailed approximately 0.01 gallons of LNAPL
	9/30/2025	-	-	30.64	-	-	-
	9/30/2025	1:07 PM	30.96	30.97	0.01	395.4	-
	10/1/2025	9:16 AM	29.85	29.90	0.05	397.3	Bailed approximately 0.01 gallons of LNAPL
	10/1/2025	-	-	30.14	-	-	-
	10/1/2025	1:08 PM	-	31.83	-	495.8	-
	10/2/2025	9:08 AM	31.62	31.66	0.04	796.8	Bailed approximately 0.01 gallons of LNAPL
	10/2/2025	1:15 PM	31.93	31.94	0.01	484.3	-
	10/3/2025	9:09 AM	33.69	33.71	0.02	921.3	Bailed approximately less than 0.01 gallons of LNAPL
	10/3/2025	9:16 AM	-	33.56	-	-	-
	10/3/2025	1:09 PM	42.44	42.45	0.0	457.3	-
	10/4/2025	9:12 AM	29.84	29.85	0.01	599.3	Bailed approximately less than 0.03 gallons of LNAPL
	10/4/2025	9:16 AM	-	30.03	-	-	-
	10/4/2025	1:05 PM	-	31.35	-	41.8	-
	10/5/2025	9:00 AM	30.43	30.45	0.02	223.5	Bailed approximately 0.1 gallons of LNAPL
	10/5/2025	1:05 PM	-	30.62	-	362.4	-
	10/6/2025	9:20 AM	31.79	31.80	0.01	314.4	Bailed approximately 0.15 gallons of LNAPL
	10/6/2025	-	-	32.20	-	-	-
	10/6/2025	12:55 PM	-	31.04	-	72.4	-
	10/7/2025	9:10 AM	30.02	30.03	0.01	338.8	Bailed approximately 0.1 gallons of LNAPL
	10/7/2025	1:05 PM	-	32.22	-	237.3	-
	10/8/2025	9:09 AM	31.83	31.84	0.01	138.4	Bailed approximately 0.03 gallons of LNAPL
	10/8/2025	1:05 PM	-	30.91	-	111.4	-
	10/9/2025	9:10 AM	30.82	30.85	0.03	197.3	Bailed approximately 0.006 gallons of LNAPL
	10/9/2025	1:00 PM	-	31.22	-	268.5	-
	10/10/2025	9:10 AM	-	30.57	-	353.1	-
	10/10/2025	1:00 PM	31.11	31.12	0.01	258.2	-
	10/11/2025	9:12 AM	30.50	30.53	0.03	230.4	Bailed approximately 0.03 gallons of LNAPL
	10/11/2025	-	-	30.98	-	-	-
	10/11/2025	1:15 PM	-	30.71	-	288.7	-
	10/12/2025	9:01 AM	30.90	30.93	0.03	60.8	Bailed approximately 0.3 gallons of LNAPL
	10/12/2025	-	-	31.29	-	-	-
	10/12/2025	1:15 PM	-	30.52	-	221.4	-
	10/13/2025	9:10 AM	30.45	30.47	0.02	122.0	Bailed approximately 0.03 gallons of LNAPL
	10/13/2025	-	30.64	30.65	0.01	-	-
	10/13/2025	1:05 PM	30.68	30.70	0.02	226.9	Bailed approximately 0.03 gallons of LNAPL
	10/13/2025	-	30.92	30.93	0.01	-	-
	10/14/2025	9:21 AM	31.84	31.85	0.01	288.0	Bailed approximately 0.02 gallons of LNAPL
	10/14/2025	-	31.90	31.91	0.01	-	
	10/14/2025	1:03 PM	31.01	31.02	0.01	133.3	Bailed approximately 0.02 gallons of LNAPL
	10/14/2025	-	31.12	31.13	0.01	-	-
	10/15/2025	9:09 AM	38.68	38.69	0.01	338.0	Bailed approximately 0.006 gallons of LNAPL
	10/15/2025	-	38.17	38.18	0.01	-	
	10/15/2025	1:10 PM	30.95	30.96	0.01	291.4	Bailed approximately 0.006 gallons of LNAPL
	10/15/2025	-	-	31.13	-	-	-
	10/16/2025	9:08 AM	30.80	30.81	0.01	51.2	Bailed approximately 0.006 gallons of LNAPL
	10/16/2025	-	-	31.00	-	-	-
	10/16/2025	1:05 PM	-	49.84	-	138.7	-
	10/17/2025	9:10 AM	-	37.01	-	183.9	Bailed approximately 0.001 gallons of LNAPL
	10/17/2025	-	-	36.69	-	-	-
	10/17/2025	1:03 PM	31.12	31.13	0.01	146.1	Bailed approximately 0.001 gallons of LNAPL
	10/17/2025	-	-	31.25	-	-	-
	10/18/2025	9:03 AM	-	32.47	-	165.4	-
	10/18/2025	1:02 PM	-	31.28	-	146.1	-
	10/19/2025	9:12 AM	30.80	30.81	0.01	138.3	Bailed approximately 0.001 gallons of LNAPL
	10/19/2025	-	30.93	30.94	0.01	-	-
	10/19/2025	1:09 PM	31.73	31.74	0.01	127.0	Bailed approximately 0.001 gallons of LNAPL
	10/19/2025	-	31.85	31.86	0.01	-	-
	10/20/2025	9:09 AM	29.41	29.42	0.01	130.1	Bailed approximately 0.001 gallons of LNAPL
	10/20/2025	-	-	29.64	-	-	-
	10/20/2025	1:00 PM	-	30.69	-	114.5	-
	10/21/2025	9:22 AM	30.78	30.79	0.01	146.5	Bailed approximately 0.002 gallons of LNAPL
	10/21/2025	-	-	31.09	-	-	-
	10/21/2025	1:02 PM	-	45.90	-	134.7	-
	10/22/2025	9:07 AM	-	70.95	-	212.8	-
	10/22/2025	1:00 PM	-	44.24	-	231.7	-
	10/23/2025	9:10 AM	-	30.62	-	354.8	-
	10/23/2025	1:00 PM	-	31.11	-	175.8	-
	10/24/2025	9:05 AM	-	40.37	-	309.1	-
	10/24/2025	1:00 PM	-	77.60	-	181.3	-
	10/25/2025	9:13 AM	-	31.65	-	127.2	-
	10/25/2025	1:07 PM	-	32.01	-	156.4	-
	10/26/2025	9:00 AM	-	30.74	-	165.9	-
	10/26/2025	1:01 PM	-	30.68	-	214.3	-
	10/27/2025	9:14 AM	-	30.92	-	154.2	-
	10/27/2025	1:05 PM	-	33.43	-	25.5	-
	10/28/2025	9:00 AM	-	33.05	-	44.1	-
	10/28/2025	1:10 PM	-	34.11	-	163.6	-
	10/29/2025	9:03 AM	-	30.78	-	128.4	-

Table 3
Liquid-Level Gauging Data Summary

Well Location	Date	Time of Day	Depth to LNAPL (ft.)	Depth to Water (ft.)	LNAPL Thickness (ft.)	Well Head Screening (ppm)	Comments
Red Walker Road	10/29/2025	1:05 PM	-	31.31	-	131.8	-
	10/30/2025	9:09 AM	-	31.11	-	89.1	-
	10/30/2025	1:09 PM	-	33.35	-	115.2	-
	10/31/2025	9:13 AM	-	30.45	-	148.7	-
	10/31/2025	1:10 PM	-	30.89	-	36.0	-
	11/1/2025	9:05 AM	-	30.39	-	118.7	-
	11/1/2025	1:09 PM	-	31.65	-	27.8	-
	11/2/2025	9:02 AM	-	30.44	-	152.7	Immeasurable LNAPL sheen observed during hand bailing
	11/2/2025	1:03 PM	-	30.83	-	232.1	-
	11/3/2025	9:38 AM	-	31.56	-	118.0	-
	11/3/2025	1:05 PM	-	31.56	-	29.7	-
	11/4/2025	9:00 AM	-	75.74	-	181.0	-
	11/4/2025	1:05 PM	-	39.72	-	65.0	-
	11/5/2025	9:14 AM	NM	NM	NM	67.1	Liquid level was greater than the 100 foot length of the measuring tape on the available interface probe
	11/5/2025	1:28 PM	NM	NM	NM	30.0	Liquid level was greater than the 100 foot length of the measuring tape on the available interface probe
	11/6/2025	9:06 AM	-	31.56	-	165	-
	11/6/2025	1:06 PM	-	31.60	-	34.1	-
	11/7/2025	9:15 AM	-	31.97	-	63.6	-
	11/7/2025	1:05 PM	-	31.46	-	19.1	-
	11/8/2025	9:00 AM	31.03	31.04	0.01	188.3	Bailed approximately 0.05 gallons of LNAPL
	11/8/2025	9:26 AM	-	31.54	-	-	-
	11/8/2025	1:03 PM	-	31.42	-	61.5	-
	11/10/2025	9:12 AM	31.33	31.34	0.01	79.5	Bailed approximately 0.005 gallons of LNAPL
	11/10/2025	1:18 PM	-	31.33	-	72.8	-
	11/10/2025	3:00 PM	-	31.10	-	44.5	-
	11/11/2025	8:46 AM	-	31.55	-	68.1	-
	11/11/2025	1:23 PM	31.81	31.82	0.01	44.0	-
	11/12/2025	9:01 AM	-	31.11	-	79.7	Immeasurable LNAPL sheen observed during hand bailing
	11/12/2025	1:12 PM	-	31.61	-	74.8	-
	11/13/2025	8:44 AM	31.36	31.37	0.01	60.1	Bailed approximately 0.002 gallons of LNAPL
	11/13/2025	1:11 PM	-	31.63	-	49.5	-
	11/14/2025	9:01 AM	-	31.44	-	224.0	Immeasurable LNAPL sheen observed during hand bailing
	11/14/2025	1:16 PM	-	32.07	-	109.4	-
	11/15/2025	9:00 AM	-	31.46	-	138.7	Bailed approximately 0.02 gallons of LNAPL
	11/15/2025	1:05 PM	-	31.51	-	150.3	-
	11/16/2025	9:05 AM	-	31.65	-	77.8	-
	11/16/2025	12:09 PM	-	32.11	-	40.3	-
	11/17/2025	9:15 AM	-	39.86	-	46.4	-
	11/17/2025	1:13 PM	-	32.50	-	30.7	-
	11/18/2025	9:22 AM	-	32.71	-	28.3	-
	11/18/2025	12:55 PM	-	37.88	-	56.6	-
	11/19/2025	9:04 AM	-	31.14	-	27.5	-
	11/19/2025	1:01 PM	-	31.62	-	51.3	-
	11/19/2025	4:15 PM	-	82.22	-	91.2	-
	11/20/2025	9:10 AM	-	37.27	-	102.3	-
	11/20/2025	1:00 PM	-	32.43	-	48.0	-
	11/21/2025	9:07 AM	-	31.76	-	148.7	-
	11/21/2025	1:00 PM	-	31.92	-	96.5	-
	11/22/2025	9:15 AM	-	31.20	-	12.7	-
	11/22/2025	1:07 PM	-	33.66	-	11.3	-
	11/23/2025	9:02 AM	-	32.43	-	98.8	-
	11/23/2025	1:01 PM	-	31.90	-	113.2	-
	11/24/2025	9:20 AM	-	31.59	-	99.3	Immeasurable LNAPL sheen observed during hand bailing
	11/24/2025	1:05 PM	-	31.64	-	114.4	-
	11/25/2025	9:02 AM	-	38.82	-	169.4	Immeasurable LNAPL sheen observed during hand bailing
	11/25/2025	1:00 PM	-	31.75	-	69.5	-
	11/26/2025	9:04 AM	-	31.12	-	109.7	-
	11/26/2025	12:05 PM	-	31.29	-	58.1	-
	12/1/2025	9:28 AM	30.89	30.90	0.01	57.8	Recovered approximately 0.038 gallons of LNAPL via absorbent sock; Bailed approximately 0.006 gallons of LNAPL
	12/1/2025	1:12 PM		30.89	-	58.6	-
	12/2/2025	9:15 AM	-	30.51	-	51.6	-
	12/2/2025	1:03 PM	-	31.29	-	40.8	-
	12/3/2025	9:22 AM	-	30.84	-	40.7	Bailed approximately 0.002 gallons of LNAPL
	12/3/2025	1:03 PM	-	30.87	-	57.2	-
	12/4/2025	9:06 AM	30.43	30.45	0.02	109.2	Bailed approximately 0.01 gallons of LNAPL
	12/4/2025	1:07 PM	30.42	30.43	0.01	80.5	Bailed approximately 0.006 gallons of LNAPL
	12/5/2025	9:17 AM	33.69	33.70	0.01	146.1	Bailed approximately 0.002 gallons of LNAPL
	12/5/2025	1:05 PM	-	30.79	-	158.0	-
	12/6/2025	9:01 AM	-	31.61	-	45.7	-
	12/6/2025	1:03 PM	-	30.59	-	76.5	-
	12/7/2025	9:01 AM	31.64	31.68	0.04	176.1	Bailed approximately 0.07 gallons of LNAPL
	12/7/2025	1:02 PM	30.53	30.54	0.01	190.6	Bailed approximately 0.02 gallons of LNAPL
	12/8/2025	9:25 AM	30.45	30.50	0.05	77.9	Bailed approximately 0.02 gallons of LNAPL
	12/8/2025	1:03 PM	-	46.79	-	225.4	-
	12/9/2025	9:16 AM	30.34	30.40	0.06	299.1	Bailed approximately 0.02 gallons of LNAPL
	12/9/2025	1:01 PM	-	34.51	-	156.1	-
	12/10/2025	9:06 AM	32.80	32.90	0.10	264.3	Bailed approximately 0.02 gallons of LNAPL
	12/10/2025	1:00 PM	34.69	34.75	0.06	249.2	Bailed approximately 0.006 gallons of LNAPL
	12/11/2025	9:10 AM	35.52	35.56	0.04	250.3	Bailed approximately 0.02 gallons of LNAPL
	12/11/2025	1:01 PM	-	31.18	-	46.4	-
	12/12/2025	9:05 AM	32.95	32.97	0.02	66.9	Bailed approximately 0.02 gallons of LNAPL
	12/12/2025	1:00 PM	-	31.61	-	50.3	-
	12/13/2025	9:44 AM	31.07	31.08	0.01	205.0	-
	12/13/2025	1:01 PM	31.75	31.79	0.04	202.8	Bailed approximately 0.05 gallons of LNAPL
	12/13/2025	-	31.92	31.93	0.01	-	-
	12/14/2025	9:33 AM	-	38.20	-	59.0	-
	12/14/2025	12:15 PM	-	33.15	-	68.8	-
	12/15/2025	9:03 AM	-	35.41	-	80.3	-
	12/15/2025	1:05 PM	-	31.31	-	142.4	-
	12/16/2025	9:15 AM	31.71	31.72	0.01	277.7	Bailed approximately 0.02 gallons of LNAPL
	12/16/2025	1:04 PM	-	34.84	-	85.8	-
	12/17/2025	9:10 AM	-	32.02	-	200.7	-
	12/17/2025	1:05 PM	-	33.32	-	287.2	-
	12/18/2025	9:14 AM	-	36.91	-	335.4	-
	12/18/2025	1:05 PM	-	31.73	-	166.3	-
	12/19/2025	9:25 AM	-	35.11	-	118.2	-
	12/19/2025	1:06 PM	-	31.14	-	166.3	-
	12/20/2025	9:15 AM	-	30.22	-	122.9	-
	12/20/2025	1:03 PM	-	30.19	-	84.4	-
	12/21/2025	9:03 AM	29.23	29.27	0.04	147.1	Immeasurable LNAPL sheen observed during hand bailing
	12/21/2025	12:15 PM	-	36.82	-	50.3	-
	12/22/2025	10:15 AM	29.98	30.08	0.10	448.9	Bailed approximately 0.09 gallons of LNAPL
	12/22/2025	1:02 PM	35.49	35.53	0.04	226.2	Bailed approximately 0.01 gallons of LNAPL
	12/23/2025	9:00 AM	30.40	30.53	0.13	227.6	Bailed approximately 0.09 gallons of LNAPL
	12/23/2025	1:00 PM	-	36.94	-	208.5	-
	12/24/2025	9:03 AM	29.35	29.45	0.10	162.1	Bailed approximately 0.079 gallons of LNAPL
	12/24/2025	12:05 PM	-	39.09	-	157.2	Sock deployed
	12/29/2025	9:10 AM	33.89	33.92	0.03	212.4	Recovered approximately 0.026 gallons of LNAPL via absorbent sock
	12/29/2025	1:00 PM	-	29.70	-	-	Sock deployed

Table 3
Liquid-Level Gauging Data Summary

Well Location	Date	Time of Day	Depth to LNAPL (ft.)	Depth to Water (ft.)	LNAPL Thickness (ft.)	Well Head Screening (ppm)	Comments
Red Walker Road	12/31/2025	9:03 AM	29.42	29.48	0.06	113.1	Recovered approximately 0.026 gallons of LNAPL via absorbent sock
	12/31/2025	1:00 PM	-	32.68	-	113.9	Sock deployed
	1/5/2026	9:05 AM	-	30.61	-	48.4	-
	1/5/2026	1:05 PM	-	32.24	-	94.1	Sock deployed
	1/7/2026	9:15 AM	29.35	29.36	0.01	283.0	Approximately 0.098 gallons recovered from sock/bailing; sock replaced
	1/7/2026	1:04 PM	-	31.15	-	119.2	-
	1/9/2026	9:02 AM	-	31.02	-	367.4	Approximately 0.104 gallons recovered via absorbent sock; sock replaced
	1/9/2026	1:07 PM	-	40.48	-	65.2	Sock removed by land owner; new sock deployed.
	1/12/2026	9:05 AM	29.61	29.62	0.01	197.6	Upon arrival, found sock was removed by land owner. Bailed approximately 0.01 gallons of LNAPL. New sock not deployed per SPLP.
	1/12/2026	1:05 PM	-	33.56	-	60.3	-
	1/14/2026	9:07 AM	-	29.06	-	237.0	Immeasurable LNAPL sheen observed during hand bailing
	1/15/2026	9:01 AM	31.19	31.24	0.05	235.0	Bailed approximately 0.013 gallons of LNAPL
	1/19/2026	9:17 AM	-	29.35	-	369.2	-
	1/21/2026	9:13 AM	-	28.88	-	323.4	-
	1/23/2026	9:15 AM	-	28.99	-	263.5	-
	1/28/2026	9:05 AM	29.99	30.01	0.02	143.5	Bailed approximately 0.039 gallons of LNAPL
	1/30/2026	9:06 AM	29.81	29.87	0.06	76.1	Bailed approximately 0.039 gallons of LNAPL
	2/2/2026	12:05 PM	33.54	33.65	0.11	137.7	Bailed approximately 0.18 gallons of LNAPL
	2/4/2026	9:40 AM	35.27	35.28	0.01	214.3	Bailed approximately 0.026 gallons of LNAPL
	2/6/2026	10:20 AM	32.26	32.28	0.02	139.0	Bailed approximately 0.013 gallons of LNAPL
	2/9/2026	10:35 AM	38.48	38.49	0.01	112.0	Bailed approximately 0.01 gallons of LNAPL
	2/11/2026	9:31 AM	30.70	30.72	0.02	239.6	Bailed approximately 0.013 gallons of LNAPL
	2/13/2026	9:14 AM	32.73	32.75	0.02	234.1	Bailed approximately 0.004 gallons of LNAPL
	2/16/2026	9:50 AM	30.17	30.21	0.04	74.0	Bailed approximately 0.019 gallons of LNAPL
	2/18/2026	9:08 AM	30.96	30.97	0.01	245.5	Bailed approximately 0.026 gallons of LNAPL
	2/20/2026	9:57 AM	29.30	29.31	0.01	179.1	Bailed approximately 0.026 gallons of LNAPL
	2/24/2026	9:20 AM	26.58	26.62	0.04	38.5	Bailed approximately 0.026 gallons of LNAPL
	2/25/2026	9:40 AM	25.83	25.86	0.03	170	Bailed approximately 0.033 gallons of LNAPL
	2/27/2026	9:17 AM	25.94	25.97	0.03	125.3	Bailed approximately 0.023 gallons of LNAPL
	3/2/2026	9:16 AM	-	26.12	-	90.5	-
	3/4/2026	9:25 AM	-	32.11	-	70.4	-
	3/6/2026	9:04 AM	-	25.52	-	44.6	-
	3/9/2026	9:06 AM	-	23.64	-	34.5	-
	3/11/2026	9:05 AM	-	26.14	-	222.4	-
	3/13/2026	9:05 AM	24.83	25.33	0.50	194.7	Bailed approximately 0.55 gallons of LNAPL
	3/13/2026	1:00 PM	30.40	30.48	0.08	168.1	Bailed approximately 0.079 gallons of LNAPL
	3/14/2026	9:02 AM	24.58	24.62	0.04	309.8	Bailed approximately 0.013 gallons of LNAPL
	3/16/2026	9:08 AM	24.49	24.50	0.01	165.1	Immeasurable LNAPL sheen recovered during hand bailing
	3/18/2026	9:10 AM	25.10	25.11	0.01	90.5	Immeasurable LNAPL sheen recovered during hand bailing
	3/20/2026	9:15 AM	-	24.55	-	471.0	-
	3/23/2026	9:06 AM	24.93	24.94	0.01	86.7	Bailed approximately 0.013 gallons of LNAPL
	3/25/2026	9:32 AM	25.60	25.61	0.01	217.6	Immeasurable LNAPL sheen recovered during hand bailing
	3/27/2026	9:16 AM	26.88	26.89	0.01	5.9	Immeasurable LNAPL sheen recovered during hand bailing
	3/30/2026	9:06 AM	26.19	26.63	0.44	111.3	Bailed approximately 0.026 gallons of LNAPL
	4/1/2026	9:13 AM	30.02	30.60	0.58	336.2	Bailed approximately 0.32 gallons of LNAPL
	4/1/2026	1:00 PM	37.00	37.30	0.30	137.7	Bailed approximately 0.32 gallons of LNAPL
	4/2/2026	8:50 AM	26.51	26.75	0.24	150.4	Bailed approximately 0.20 gallons of LNAPL
	4/3/2026	9:09 AM	-	27.71	-	73.8	Bailed approximately 0.026 gallons of LNAPL
	4/6/2026	9:45 AM	-	27.55	-	35.8	-
	4/8/2026	9:40 AM	27.41	27.45	0.04	248.8	Bailed approximately 0.013 gallons of LNAPL
	4/10/2026	9:40 AM	-	27.74	-	426.9	Bailed approximately 0.013 gallons of LNAPL
	4/13/2026	9:12 AM	-	34.06	-	91.4	Bailed approximately 0.023 gallons of LNAPL
	4/15/2026	9:18 AM	-	28.72	-	145.8	-
	4/17/2026	9:16 AM	28.94	28.95	0.01	33.3	Bailed approximately 0.023 gallons of LNAPL
	4/20/2026	9:51 AM	28.28	28.29	0.01	101.4	Only sheen recovered during bailing
	4/22/2026	9:42 AM	29.05	29.07	0.02	157.7	Bailed approximately 0.023 gallons of LNAPL
	4/23/2026	8:50 AM	29.57	29.59	0.02	93.3	Bailed approximately 0.026 gallons of LNAPL
	4/27/2026	10:25 AM	34.04	34.05	0.01	79.5	Bailed approximately 0.013 gallons of LNAPL
	4/29/2026	9:30 AM	28.90	28.94	0.04	73.9	Bailed approximately 0.013 gallons of LNAPL
	5/1/2026	9:50 AM	34.45	34.47	0.02	171.2	Bailed approximately 0.013 gallons of LNAPL
	5/4/2026	9:42 AM	30.30	30.35	0.05	1045	Bailed approximately 0.026 gallons of LNAPL
	5/6/2026	9:40 AM	31.15	31.20	0.05	416	Bailed approximately 0.039 gallons of LNAPL
	5/8/2026	9:05 AM	30.92	30.93	0.01	92	Bailed approximately 0.002 gallons of LNAPL
	5/11/2026	11:25 AM	33.83	33.84	0.01	84	Bailed approximately 0.01 gallons of LNAPL
	5/13/2026	10:00 AM	-	36.47	-	12.3	Bailed approximately 0.006 gallons of LNAPL
	5/15/2026	10:09 AM	-	41.19	-	20.8	-
	5/18/2026	10:20 AM	-	30.53	-	88.9	-
	5/20/2026	9:15 AM	-	31.08	-	51.2	-
	5/22/2026	9:24 AM	-	30.50	-	40.9	-
	5/26/2026	9:33 AM	29.22	29.30	0.08	59.6	Bailed approximately 0.04 gallons of LNAPL
	5/27/2026	9:12 AM	28.60	28.65	0.05	49.7	Bailed approximately 0.026 gallons of LNAPL
	5/29/2026	9:24 AM	28.72	28.76	0.04	10.1	Bailed approximately 0.026 gallons of LNAPL
	6/1/2026	9:41 AM	29.18	29.19	0.01	43.2	Bailed approximately 0.026 gallons of LNAPL
	6/3/2026	10:00 AM	29.33	29.39	0.06	1.3	Bailed approximately 0.026 gallons of LNAPL
	6/5/2026	9:25 AM	29.46	29.48	0.02	18.1	Bailed approximately 0.026 gallons of LNAPL
	6/8/2026	9:43 AM	28.13	28.19	0.06	5.4	Bailed approximately 0.002 gallons of LNAPL
	6/10/2026	10:34 AM	31.96	32.07	0.11	33.5	Bailed approximately 0.019 gallons of LNAPL
	6/12/2026	10:45 AM	29.90	30.04	0.14	16.2	Bailed approximately 0.013 gallons of LNAPL
	6/15/2026	9:30 AM	31.05	31.14	0.09	7.8	Bailed approximately 0.026 gallons of LNAPL
	6/17/2026	9:40 AM	29.61	29.77	0.16	135.2	Bailed approximately 0.066 gallons of LNAPL
	6/19/2026	9:08 AM	29.78	29.91	0.13	84.0	Bailed approximately 0.079 gallons of LNAPL
	6/22/2026	9:44 AM	30.10	30.13	0.03	94.1	Bailed approximately 0.158 gallons of LNAPL
	6/24/2026	9:07 AM	29.45	29.46	0.01	32.6	Bailed approximately 0.026 gallons of LNAPL
	6/26/2026	9:01 AM	29.47	29.61	0.14	54.5	Bailed approximately 0.198 gallons of LNAPL
	6/29/2026	9:58 AM	-	29.78	-	53.7	-
	7/1/2026	9:15 AM	-	32.01	-	64.0	-
	7/2/2026	8:11 AM	33.05	33.09	0.04	222.3	Bailed approximately 0.026 gallons of LNAPL
	7/6/2026	10:20 AM	-	30.65	-	29.4	-
	7/8/2026	9:13 AM	-	30.20	-	74.8	-
	7/9/2026	1:40 PM	44.16	44.22	0.06	49.9	Gauging completed after bailer check during sampling
	7/10/2026	9:05 AM	29.82	29.88	0.06	22.6	Bailed approximately 0.026 gallons of LNAPL
	7/13/2026	10:01 AM	-	30.92	-	80.6	-
	7/15/2026	9:05 AM	30.70	30.75	0.05	85.0	Bailed approximately 0.053 gallons of LNAPL
	7/17/2026	9:40 AM	36.53	36.55	0.02	61.1	Bailed approximately 0.026 gallons of LNAPL
	7/20/2026	10:25 AM	-	30.42	-	28.1	-
	7/22/2026	9:02 AM	32.30	32.36	0.06	58.1	Bailed approximately 0.026 gallons of LNAPL
	7/24/2026	9:06 AM	-	30.35	-	54.6	-
	7/27/2026	10:01 AM	30.18	30.25	0.07	0.6	Bailed approximately 0.16 gallons of LNAPL
	7/29/2026	9:05 AM	29.77	29.79	0.02	7.1	Bailed approximately 0.04 gallons of LNAPL
	7/31/2026	9:01 AM	29.96	29.98	0.02	5.2	Bailed approximately 0.013 gallons of LNAPL
	8/3/2026	11:10 AM	30.82	30.83	0.01	5.2	Bailed approximately 0.013 gallons of LNAPL
	8/5/2026	9:40 AM	-	29.81	-	20.5	-
	8/7/2026	10:40 AM	-	29.54	-	14.8	-
	8/10/2026	10:40 AM	-	29.06	-	1.6	Bailer check clear
	8/12/2026	9:00 AM	-	28.82	-	0.8	Bailer check clear
	8/14/2026	9:58 AM	-	29.80	-	6.8	Bailer check clear
	8/17/2026	9:16 AM	-	29.61	-	10.5	Bailer check clear
	8/19/2026	9:16 AM	-	29.77	-	1.3	Bailer check clear
	8/21/2026	9:45 AM	-	29.26	-	4.0	Bailer check clear
	8/24/2026	9:11 AM	-	28.50	-	10.8	Bailer check clear
	8/26/2026	9:15 AM	-	28.56	-	7.6	Bailer check clear
	8/28/2026	8:25 AM	-	28.29	-	10.7	Bailer check clear
	8/31/2026	11:43 AM	-	27.68	-	8.0	Bailer check clear

Table 3
Liquid-Level Gauging Data Summary

Well Location	Date	Time of Day	Depth to LNAPL (ft.)	Depth to Water (ft.)	LNAPL Thickness (ft.)	Well Head Screening (ppm)	Comments
Ref Spencer Road	1/29/2025	-	50.99	51.00	0.01	22.1	LNAPL darker in color than other LNAPL found.
	2/10/2025	1300	-	51.58	-	13.0	Bailer was clear
	2/17/2025	-	-	34.68	-	3.0	Bailer was clear
	2/18/2025	-	-	32.56	-	2.0	Bailer was clear; 0% LEL
	2/19/2025	12:00 PM	-	29.60	-	9.0	-
	2/20/2025	-	-	28.50	-	8.0	-
	2/21/2025	-	-	30.92	-	2.0	-
	2/22/2025	9:35 AM	-	27.72	-	22	-
	2/24/2025	12:00 PM	-	26.54	-	4.0	-
	2/25/2025	-	-	26.54	-	3.0	-
	2/26/2025	-	-	27.73	-	12	-
	2/27/2025	-	-	27.84	-	11	-
	2/28/2025	-	-	27.93	-	3.0	-
	3/1/2025	11:40 AM	-	29.49	-	4	-
	3/3/2025	-	-	32.26	-	2	-
	3/4/2025	-	-	43.74	-	1	-
	3/5/2025	-	-	35.89	-	29	-
	3/6/2025	-	-	29.25	-	9	-
	3/7/2025	-	-	28.64	-	4	-
	3/8/2025	-	-	27.38	-	0	-
	3/10/2025	10:30 AM	-	26.51	-	4	-
	3/11/2025	10:05 AM	-	31.60	-	4	-
	3/12/2025	10:00 AM	-	25.58	-	4	-
	3/13/2025	9:45 AM	-	26.61	-	3	-
	3/14/2025	9:50 AM	-	26.31	-	7	-
	3/15/2025	10:42 AM	-	26.14	-	1	-
	3/17/2025	10:12 AM	-	28.92	-	2	-
	3/18/2025	10:38 AM	-	25.80	-	1	-
	3/19/2025	10:15 AM	-	25.42	-	1	-
	3/20/2025	11:20 AM	-	25.00	-	0	-
	3/21/2025	10:39 AM	-	24.30	-	0	-
	3/22/2025	9:47 AM	-	25.98	-	0	-
	3/24/2025	9:40 AM	-	23.58	-	0	-
	3/25/2025	9:53 AM	-	23.37	-	1	-
	3/26/2025	10:12 AM	-	24.73	-	2	-
	3/27/2025	11:04 AM	-	24.78	-	1	-
	3/28/2025	10:38 AM	-	23.70	-	4.6	-
	3/29/2025	10:56 AM	-	23.92	-	4.4	-
	3/31/2025	11:01 AM	-	23.54	-	4.0	-
	4/1/2025	11:14 AM	-	30.67	-	0.5	-
	4/2/2025	11:16 AM	-	22.76	-	2.3	-
	4/3/2025	11:11 AM	-	22.23	-	4.1	-
	4/4/2025	10:40 AM	-	23.35	-	4.3	-
	4/5/2025	10:25 AM	-	21.67	-	0.6	-
	4/7/2025	10:45 AM	-	27.22	-	6.9	-
	4/8/2025	10:41 AM	-	21.79	-	4.4	-
	4/9/2025	10:30 AM	-	22.24	-	4.3	-
	4/10/2025	10:04 AM	-	22.91	-	4.8	-
	4/11/2025	9:57 AM	-	22.31	-	4.0	-
	4/12/2025	10:25 AM	-	22.09	-	3.1	-
	4/14/2025	11:35 AM	-	21.42	-	5.0	-
	4/15/2025	9:56 AM	-	21.10	-	3.2	-
	4/16/2025	9:47 AM	-	21.40	-	5.1	-
	4/17/2025	9:50 AM	-	21.71	-	2.8	-
	4/18/2025	11:27 AM	-	22.54	-	2.2	-
	4/19/2025	10:43 AM	-	23.44	-	8.8	-
	4/21/2025	11:37 AM	-	30.69	-	2.0	-
	4/22/2025	10:20 AM	-	31.39	-	1.4	-
	4/23/2025	10:23 AM	-	23.53	-	1.3	-
	4/24/2025	10:00 AM	-	23.94	-	3.3	-
	4/25/2025	9:42 AM	-	24.23	-	1.0	-
	4/26/2025	9:53 AM	-	28.20	-	0.0	-
	4/28/2025	10:29 AM	-	26.93	-	8.6	-
	4/29/2025	10:12 AM	-	26.98	-	6.9	-
	4/30/2025	10:33 AM	-	27.60	-	7.6	-
	5/1/2025	10:10 AM	-	26.95	-	4.2	-
	5/2/2025	9:45 AM	-	30.70	-	0.2	-
	5/3/2025	12:35 PM	-	27.86	-	1.6	-
	5/5/2025	10:16 AM	-	36.07	-	1.0	-
	5/6/2025	10:23 AM	-	36.60	-	2.1	-
	5/7/2025	10:26 AM	-	30.91	-	1.6	-
	5/8/2025	10:09 AM	-	43.84	-	5.8	-
	5/9/2025	10:54 AM	-	30.89	-	1.2	-
	5/10/2025	11:09 AM	-	31.12	-	0.4	-
	5/12/2025	11:53 AM	-	32.55	-	5.7	-
	5/13/2025	11:55 AM	-	34.11	-	3.0	-
	5/14/2025	1:30 PM	-	28.86	-	4.0	-
	5/15/2025	11:25 AM	-	25.69	-	3.1	-
	5/16/2025	1:34 PM	-	25.29	-	2.5	-
	5/17/2025	11:15 AM	-	37.75	-	0.7	-
	5/19/2025	11:38 AM	-	21.50	-	2.0	-
	5/20/2025	10:34 AM	-	23.55	-	12.9	-
	5/21/2025	11:04 AM	-	22.00	-	0.0	-
	5/22/2025	11:10 AM	-	21.15	-	0.0	-
	5/23/2025	10:53 AM	-	24.50	-	0.0	-
	5/24/2025	11:05 AM	-	21.02	-	0.0	-
	5/27/2025	11:30 AM	-	21.88	-	0.5	-
	5/28/2025	11:15 AM	-	23.15	-	0.0	-
	5/29/2025	11:35 AM	-	23.00	-	0.0	-
	5/30/2025	10:40 AM	-	23.58	-	4.6	-
	5/31/2025	10:17 AM	-	22.09	-	0.0	-
	6/2/2025	10:55 AM	-	24.93	-	0.0	-
	6/3/2025	12:54 PM	-	31.02	-	0.3	-
	6/4/2025	11:14 AM	-	28.59	-	1.5	-
	6/5/2025	11:32 AM	-	22.43	-	1.7	-
	6/6/2025	10:41 AM	-	22.61	-	3.1	-
	6/7/2025	10:02 AM	-	22.79	-	1.4	-
	6/9/2025	11:35 AM	-	23.58	-	2.6	-
	6/10/2025	11:55 AM	-	23.82	-	0.2	-
	6/11/2025	11:35 AM	-	32.34	-	0.0	-
	6/12/2025	11:05 AM	-	24.58	-	0.2	-
	6/13/2025	11:12 AM	-	25.12	-	1.3	-
	6/14/2025	10:15 AM	-	33.32	-	0.4	-
	6/16/2025	10:35 AM	-	28.04	-	0.0	-
	6/17/2025	11:00 AM	-	29.70	-	0.0	-
	6/18/2025	11:05 AM	-	25.40	-	0.0	-
	6/19/2025	11:25 AM	-	29.05	-	0.0	-
	6/20/2025	11:10 AM	-	24.89	-	1.6	-
	6/21/2025	10:00 AM	-	25.90	-	0.6	-
	6/23/2025	-	-	26.21	-	2.9	-

Table 3
Liquid-Level Gauging Data Summary

Well Location	Date	Time of Day	Depth to LNAPL (ft.)	Depth to Water (ft.)	LNAPL Thickness (ft.)	Well Head Screening (ppm)	Comments
Red Spencer Road	6/24/2025	11:00 AM	-	27.07	-	1.4	-
	6/25/2025	10:46 AM	-	27.21	-	1.2	-
	6/26/2025	10:00 AM	-	29.99	-	0.3	-
	6/27/2025	9:55 AM	-	30.69	-	0.9	-
	6/28/2025	10:01 AM	-	28.26	-	1.1	-
	6/30/2025	11:08 AM	-	40.52	-	1.3	-
	7/1/2025	10:35 AM	-	33.18	-	0.4	-
	7/2/2025	11:10 AM	-	30.81	-	5.2	-
	7/3/2025	12:18 PM	-	31.18	-	2.9	-
	7/5/2025	10:40 AM	-	38.42	-	0.0	-
	7/7/2025	10:50 AM	-	31.45	-	1.6	-
	7/8/2025	11:11 AM	-	32.62	-	0.3	-
	7/9/2025	10:30 AM	-	39.32	-	0.4	-
	7/10/2025	11:07 AM	-	33.80	-	0.3	-
	7/11/2025	10:07 AM	-	30.97	-	0.8	-
	7/12/2025	10:40 AM	-	31.29	-	0.5	-
	7/14/2025	10:50 AM	-	34.66	-	4.1	-
	7/21/2025	10:12 AM	-	33.82	-	0.0	-
	7/28/2025	9:53 AM	-	39.25	-	0.0	-
	8/4/2025	11:47 AM	-	40.72	-	0.0	-
	8/11/2025	9:46 AM	-	40.46	-	0.6	-
	8/18/2025	10:12 AM	-	43.99	-	3.7	-
	8/25/2025	9:46 AM	-	46.11	-	0.7	-
	9/2/2025	10:08 AM	-	47.90	-	0.2	-
	9/8/2025	1:20 PM	-	51.75	-	0.8	-
	9/15/2025	9:54 AM	-	51.19	-	0.6	-
	9/22/2025	10:08 AM	-	51.92	-	0.0	-
	9/29/2025	-	-	50.70	-	0.3	-
	10/6/2025	9:30 AM	-	55.68	-	0.0	-
	10/13/2025	9:57 AM	-	54.32	-	0.2	-
	10/20/2025	9:39 AM	-	58.31	-	0.0	-
	10/27/2025	9:44 AM	-	55.28	-	0.9	-
	11/3/2025	9:06 AM	-	64.42	-	0.0	-
	11/10/2025	8:57 AM	-	55.48	-	0.3	-
	11/17/2025	9:44 AM	-	-	-	0.0	IFP stuck in well @ 57' below TOC
	12/1/2025	10:46 AM	-	55.68	-	0.0	-
	12/8/2025	10:01 AM	-	58.18	-	0.1	-
	12/15/2025	11:05 AM	-	54.99	-	0.7	-
	12/22/2025	9:30 AM	-	50.24	-	2.0	-
	12/29/2025	8:40 AM	-	50.09	-	13.2	-
	1/5/2026	10:02 AM	-	39.58	-	3.0	-
	1/12/2026	9:45 AM	-	37.20	-	0.4	-
	1/19/2026	10:09 AM	-	36.06	-	1.7	-
	1/28/2026	10:43 AM	-	40.85	-	1.2	-
	2/2/2026	10:30 AM	-	40.68	-	0.6	-
	2/9/2026	9:37 AM	-	63.55	-	2.2	-
	2/16/2026	9:25 AM	-	47.86	-	0.0	-
	2/24/2026	10:55 AM	-	26.25	-	0.0	-
	3/2/2026	10:16 AM	-	22.89	-	0.0	-
	3/9/2026	9:52 AM	-	23.68	-	0.2	-
	3/16/2026	10:15 AM	-	23.65	-	0.0	-
	3/23/2026	10:14 AM	-	22.25	-	0.0	-
	3/30/2026	10:16 AM	-	24.05	-	0.1	-
	4/6/2026	9:24 AM	-	30.49	-	0.0	-
	4/13/2026	9:59 AM	-	34.07	-	0.1	-
	4/20/2026	9:04 AM	-	32.35	-	0.1	-
	4/27/2026	9:50 AM	-	62.08	-	0.0	-
	5/4/2026	9:30 AM	-	65.41	-	0.0	-
	5/11/2026	12:30 PM	-	81.45	-	3.0	-
	5/18/2026	9:35 AM	-	42.33	-	0.0	-
	5/26/2026	10:25 AM	-	40.08	-	0.2	-
	6/1/2026	9:07 AM	-	31.31	-	0.1	-
	6/8/2026	9:10 AM	-	49.63	-	0.1	-
	6/15/2026	9:03 AM	-	39.80	-	0.0	-
	6/22/2026	9:11 AM	-	45.04	-	0.0	-
	6/29/2026	9:04 AM	-	54.34	-	0.0	-
	7/6/2026	9:21 AM	-	92.95	-	0.0	-
	7/13/2026	9:06 AM	-	50.65	-	0.0	-
	7/20/2026	9:06 AM	-	55.77	-	0.0	-
	7/27/2026	9:06 AM	-	48.24	-	0.0	-
	8/3/2026	9:45 AM	-	51.25	-	0.2	-
	8/10/2026	9:03 AM	-	32.33	-	0.1	Bailer check clear
	8/17/2026	9:05 AM	-	31.74	-	0.4	Bailer check clear
	8/24/2026	10:01 AM	-	43.55	-	0.0	Bailer check clear
	8/31/2026	11:00 AM	-	24.00	-	9.0	Bailer check clear

Table 3
Liquid-Level Gauging Data Summary

Well Location	Date	Time of Day	Depth to LNAPL (ft.)	Depth to Water (ft.)	LNAPL Thickness (ft.)	Well Head Screening (ppm)	Comments
Red Spencer Road	1/23/2025	-	Not Measured	Not Measured		21.0	LNAPL split sample with PADEP
	1/29/2025	1020	79.31	80.27	0.96	30.5	-
	2/10/2025	-	117.98	118.19	0.21	3.0	Approximately 0.01 gal bailed
	2/12/2025	2:51 PM	68.89	69.35	0.46	-	Bailed ~1 gallon of LNAPL
	2/12/2025	3:08 PM	68.20	68.39	0.19	-	-
	2/13/2025	10:40 AM	60.89	61.12	0.23	43	Bailed 0.5 gallons of LNAPL
	2/13/2025	11:50 AM	63.67	63.73	0.06	-	-
	2/14/2025	9:30 AM	58.69	58.75	0.06	6	Not recoverable with Bailer
	2/15/2025	11:10 AM	67.01	67.06	0.05	23.7	Bailed ~1 gallon of LNAPL / water
	2/15/2025	-	66.29	66.30	0.01	-	Not recoverable with Bailer
	2/17/2025	-	-	32.56	-	25	-
	2/18/2025	-	53.40	53.45	0.05	8.0	Not recoverable with Bailer; 0% LEL
	2/19/2025	12:10 PM	61.69	61.71	0.02	21.0	Not recoverable with Bailer
	2/20/2025	-	49.64	49.65	0.01	20.0	Not recoverable with Bailer
	2/21/2025	-	51.26	51.28	0.02	2.0	Not recoverable with Bailer
	2/22/2025	9:43 AM	52.25	52.26	0.01	15	Not recoverable with Bailer
	2/24/2025	11:40 AM	52.23	52.24	0.01	35	Not recoverable with Bailer
	2/25/2025	-	49.55	49.57	0.02	41	Deployed absorbent sock
	2/26/2025	-	51.96	51.97	0.01	7	Pulled and Replaced sock
	2/27/2025	-	-	47.77	-	41	Pulled and Replaced sock
	2/28/2025	-	-	54.79	-	7	-
	3/1/2025	-	-	52.95	-	8	-
	3/3/2025	-	-	47.76	-	12	Pulled and Replaced sock
	3/4/2025	-	-	49.29	-	3	-
	3/5/2025	-	-	47.14	-	8	Pulled and Replaced sock
	3/6/2025	-	-	52.12	-	2	-
	3/7/2025	-	-	47.10	-	6	-
	3/8/2025	-	-	47.48	-	2	-
	3/10/2025	10:35 AM	-	51.12	-	4	Sock was not replaced (10%)
	3/11/2025	9:55 AM	-	46.73	-	1	Pulled and Replaced sock (40%)
	3/12/2025	8:40 AM	-	44.51	-	9	Sock was removed and not replaced
	3/13/2025	9:35 AM	-	48.62	-	8	-
	3/14/2025	9:40 AM	-	48.28	-	7	-
	3/15/2025	10:37 AM	-	45.41	-	7	-
	3/17/2025	10:06 AM	-	45.62	-	1	-
	3/18/2025	10:28 AM	-	47.90	-	1	-
	3/19/2025	9:52 AM	46.25	46.26	0.01	3	Bailed approximately 0.5 gallons of LNAPL
	3/19/2025	-	-	46.13	-	-	-
	3/20/2025	-	-	44.89	-	1	-
	3/21/2025	10:44 AM	-	45.68	-	0	-
	3/22/2025	9:53 AM	-	46.45	-	4	-
	3/24/2025	10:15 AM	-	45.00	-	13	-
	3/25/2025	9:46 AM	-	44.58	-	3	-
	3/26/2025	10:05 AM	-	45.27	-	10	-
	3/27/2025	10:56 AM	-	42.21	-	3	-
	3/28/2025	10:28 AM	-	43.72	-	4.5	-
	3/29/2025	10:47 AM	-	46.10	-	4.4	-
	3/31/2025	11:10 AM	-	42.63	-	3.8	-
	4/1/2025	11:23 AM	-	44.21	-	3.1	-
	4/2/2025	11:26 AM	-	50.02	-	4.8	-
	4/3/2025	11:25 AM	-	43.76	-	11.3	-
	4/4/2025	10:55 AM	-	43.86	-	5.5	-
	4/5/2025	10:35 AM	-	44.63	-	3.1	-
	4/7/2025	11:06 AM	-	43.44	-	54.9	-
	4/8/2025	10:47 AM	-	41.57	-	10.4	-
	4/9/2025	10:37 AM	-	48.60	-	11.6	-
	4/10/2025	10:09 AM	-	41.39	-	8.0	-
	4/11/2025	10:00 AM	-	43.59	-	11.5	-
	4/12/2025	10:34 AM	-	45.47	-	8.9	-
	4/14/2025	12:17 PM	-	38.18	-	8.9	-
	4/15/2025	10:21 AM	-	40.27	-	6.4	-
	4/16/2025	9:53 AM	-	48.21	-	7.2	-
	4/17/2025	9:55 AM	-	40.42	-	5.9	-
	4/18/2025	11:32 AM	-	45.21	-	8.8	-
	4/19/2025	10:35 AM	-	40.79	-	18.7	-
	4/21/2025	11:29 AM	-	42.12	-	5.0	-
	4/22/2025	10:10 AM	-	42.69	-	5.3	-
	4/23/2025	10:13 AM	-	42.49	-	2.1	-
	4/24/2025	10:14 AM	-	38.30	-	6.4	-
	4/25/2025	9:33 AM	-	43.05	-	2.9	-
	4/26/2025	9:48 AM	-	38.66	-	2.9	-
	4/28/2025	10:23 AM	-	39.47	-	8.3	-
	4/29/2025	10:08 AM	-	40.03	-	14.6	-
	4/30/2025	10:30 AM	-	41.67	-	12.2	-
	5/1/2025	10:05 AM	-	44.59	-	7.0	-
	5/2/2025	9:42 AM	-	40.17	-	6.5	-
	5/3/2025	12:20 PM	-	44.60	-	21.6	-
	5/5/2025	10:10 AM	-	41.30	-	2.9	-
	5/6/2025	10:15 AM	-	41.68	-	2.4	-
	5/7/2025	10:19 AM	-	41.87	-	4.7	-
	5/8/2025	10:16 AM	-	32.02	-	6.9	-
	5/9/2025	10:45 AM	-	48.65	-	3.4	-
	5/10/2025	11:14 AM	-	43.91	-	1.5	-
	5/12/2025	11:40 AM	-	49.65	-	3.2	-
	5/13/2025	11:30 AM	-	47.91	-	7.1	-
	5/14/2025	1:25 PM	-	65.20	-	2.0	-
	5/15/2025	11:32 AM	-	45.17	-	4.3	-
	5/16/2025	1:44 PM	-	43.56	-	1.4	-
	5/17/2025	11:20 AM	-	41.42	-	1.0	-
	5/19/2025	11:45 AM	-	38.84	-	4.5	-
	5/20/2025	10:30 AM	-	39.28	-	7.0	-
	5/21/2025	10:58 AM	-	38.67	-	4.6	-
	5/22/2025	11:05 AM	-	38.25	-	1.2	-
	5/23/2025	10:58 AM	-	40.27	-	12.2	-
	5/24/2025	11:11 AM	-	41.04	-	4.3	-
	5/27/2025	11:25 AM	-	40.55	-	0.5	-
	5/28/2025	11:20 AM	-	38.19	-	0.0	-
	5/29/2025	11:30 AM	-	36.97	-	0.5	-
	5/30/2025	10:35 AM	-	37.37	-	23.3	-
	5/31/2025	10:20 AM	-	41.54	-	0.0	-
	6/2/2025	10:45 AM	-	41.32	-	21.3	-
	6/3/2025	12:48 PM	-	45.88	-	3.3	-

Table 3
Liquid-Level Gauging Data Summary

Well Location	Date	Time of Day	Depth to LNAPL (ft.)	Depth to Water (ft.)	LNAPL Thickness (ft.)	Well Head Screening (ppm)	Comments
Red Spencer Road	6/4/2025	11:07 AM	-	44.17	-	4.4	-
	6/5/2025	11:26 AM	-	38.58	-	4.7	-
	6/6/2025	10:35 AM	-	31.02	-	1.4	-
	6/7/2025	9:57 AM	-	38.65	-	3.6	-
	6/9/2025	11:25 AM	-	40.85	-	1.0	-
	6/10/2025	11:50 AM	-	38.26	-	0.0	-
	6/11/2025	11:30 AM	-	38.70	-	0.1	-
	6/12/2025	11:00 AM	-	40.91	-	0.2	-
	6/13/2025	11:10 AM	-	42.80	-	8.8	-
	6/14/2025	10:10 AM	-	44.56	-	12.8	-
	6/16/2025	10:20 AM	-	42.83	-	0.0	-
	6/17/2025	10:55 AM	-	39.77	-	0.2	-
	6/18/2025	11:00 AM	-	42.56	-	0.7	-
	6/19/2025	11:20 AM	-	40.97	-	0.8	-
	6/20/2025	11:00 AM	-	41.66	-	0.0	-
	6/21/2025	9:51 AM	-	43.09	-	1.9	-
	6/23/2025	10:50 AM	-	41.45	-	4.1	-
	6/24/2025	10:50 AM	-	48.09	-	3.1	-
	6/25/2025	10:21 AM	-	45.38	-	4.9	-
	6/26/2025	9:45 AM	-	43.07	-	3.9	-
	6/27/2025	9:45 AM	-	41.00	-	0.2	-
	6/28/2025	10:14 AM	-	43.12	-	6.5	-
	6/30/2025	11:00 AM	-	51.73	-	4.8	-
	7/1/2025	10:25 AM	-	45.97	-	2.5	-
	7/2/2025	11:00 AM	-	56.96	-	5.8	-
	7/3/2025	12:10 PM	-	45.07	-	3.4	-
	7/5/2025	10:32 AM	-	44.99	-	2.7	-
	7/7/2025	10:55 AM	-	48.80	-	2.8	-
	7/8/2025	11:05 AM	-	45.47	-	2.5	-
	7/9/2025	10:20 AM	-	49.09	-	2.3	-
	7/10/2025	11:00 AM	-	48.65	-	5.3	-
	7/11/2025	10:03 AM	-	47.48	-	7.7	-
	7/12/2025	10:30 AM	-	45.32	-	1.7	-
	7/14/2025	10:40 AM	-	31.82	-	2.5	-
	7/21/2025	10:07 AM	-	57.95	-	1.5	-
	7/28/2025	9:50 AM	-	48.19	-	0.0	-
	8/4/2025	11:39 AM	-	55.77	-	0.0	-
	8/11/2025	9:48 AM	-	49.86	-	1.5	-
	8/18/2025	10:09 AM	-	52.70	-	7.7	-
	8/25/2025	9:35 AM	-	53.89	-	5.1	-
	9/2/2025	10:01 AM	-	51.84	-	0.7	-
	9/8/2025	1:15 PM	-	57.47	-	17.9	-
	9/15/2025	9:50 AM	-	58.25	-	1.1	-
	9/22/2025	10:05 AM	-	57.65	-	0.0	-
	9/29/2025	-	-	62.15	-	0.5	-
	10/6/2025	9:25 AM	-	55.26	-	1.6	-
	10/13/2025	9:50 AM	-	60.23	-	5.8	-
	10/20/2025	9:35 AM	-	55.96	-	2.3	-
	10/27/2025	9:39 AM	-	66.06	-	2.5	-
	11/3/2025	9:11 AM	-	60.09	-	0.6	-
	11/10/2025	9:00 AM	-	57.07	-	4.5	-
	11/17/2025	9:39 AM	-	60.34	-	1.6	-
	11/24/2025	10:17 AM	-	65.65	-	1.6	-
	12/1/2025	10:39 AM	-	61.17	-	0.0	-
	12/8/2025	9:57 AM	-	66.05	-	0.3	-
	12/18/2025	10:56 AM	-	64.68	-	6.0	-
	12/22/2025	9:35 AM	-	72.15	-	2.5	-
	12/29/2025	8:35 AM	-	56.90	-	5.1	-
	1/5/2026	9:58 AM	-	57.04	-	0.7	-
	1/12/2026	9:40 AM	-	50.39	-	0.0	-
	1/19/2026	10:05 AM	-	52.16	-	3.1	-
	1/28/2026	10:41 AM	-	53.18	-	3.7	-
	2/2/2026	10:15 AM	-	51.29	-	1.3	-
	2/9/2026	9:43 AM	-	44.43	-	1.3	-
	2/16/2026	9:20 AM	-	54.92	-	0.0	-
	2/24/2026	10:34 AM	-	48.53	-	2.3	-
	3/2/2026	10:12 AM	-	44.22	-	0.0	-
	3/9/2026	9:45 AM	-	39.59	-	5.3	-
	3/16/2026	10:10 AM	-	38.61	-	0.0	-
	3/23/2026	10:07 AM	-	36.98	-	0.0	-
	3/30/2026	10:10 AM	-	37.09	-	1.8	-
	4/6/2026	9:17 AM	-	38.22	-	0.2	-
	4/8/2026	3:20 PM	-	13.41	-	2.7	-
	4/13/2026	9:50 AM	-	40.19	-	0.0	-
	4/20/2026	9:10 AM	-	45.54	-	1.1	-
	4/27/2026	9:40 AM	-	50.13	-	0.5	-
	5/4/2026	9:35 AM	-	51.32	-	0.0	-
	5/11/2026	12:25 PM	-	49.30	-	3.0	-
	5/18/2026	9:30 AM	-	48.37	-	0.0	-
	5/26/2026	10:28 AM	-	51.12	-	0.0	-
	6/1/2026	9:14 AM	-	56.29	-	0.0	-
	6/8/2026	9:13 AM	-	48.43	-	0.0	-
	6/15/2026	9:10 AM	-	52.49	-	0.0	-
	6/22/2026	9:17 AM	-	51.35	-	0.0	-
	6/29/2026	9:09 AM	-	58.00	-	0.0	-
	7/6/2026	9:35 AM	-	57.76	-	0.5	-
	7/13/2026	9:12 AM	-	57.25	-	0.1	-
	7/20/2026	9:15 AM	-	52.61	-	0.2	-
	7/27/2026	9:10 AM	-	53.20	-	0.3	-
	8/3/2026	9:55 AM	-	53.25	-	1.6	-
	8/10/2026	9:09 AM	-	51.94	-	0.3	Bailer check clear
	8/17/2026	9:12 AM	-	49.77	-	0.8	Bailer check clear
	8/24/2026	9:56 AM	-	48.40	-	0.2	Bailer check clear
	8/31/2026	11:04 AM	-	47.39	-	1.9	Bailer check clear

Table 3
Liquid-Level Gauging Data Summary

Well Location	Date	Time of Day	Depth to LNAPL (ft.)	Depth to Water (ft.)	LNAPL Thickness (ft.)	Well Head Screening (ppm)	Comments
Red Spencer Road	1/28/2025	-	Approximately 55	Not Measured		82.2	Checked with bailer, pale yellow
	1/29/2025	10:00 AM	55.61	62.55	6.94	397.1	-
	2/7/2025	-	63.92	69.60	5.68	81.9	-
	2/10/2025	12:25 PM	64.69	70.28	5.59	94	Pump out 12 gallons LNAPL
	2/11/2025	-	57.65	57.67	0.02	188	0% LEL
	2/12/2025	-	-	62.15	-	73	-
	2/13/2025	-	59.12	59.13	0.01	97	Not recoverable with Bailer
	2/14/2025	9:40 AM	62.79	62.80	0.01	25	Not recoverable with Bailer
	2/15/2025	11:45 AM	-	61.15	-	393.8	-
	2/17/2025	9:45 AM	-	57.00	-	-	-
	2/18/2025	8:10 AM	52.68	52.69	0.01	0.0	Not recoverable with Bailer; 0% LEL
	2/19/2025	12:04 PM	51.83	51.84	0.01	22.0	Not recoverable with Bailer
	2/20/2025	-	-	50.94	-	26.0	-
	2/21/2025	-	50.08	50.11	0.03	31.0	Not recoverable with Bailer
	2/22/2025	9:30 AM	48.99	49.00	0.01	124	Not recoverable with Bailer
	2/24/2025	11:50 AM	48.03	48.05	0.02	69	Not recoverable with Bailer
	2/25/2025	-	47.32	47.35	0.03	38	Deployed absorbent sock
	2/26/2025	-	-	47.78	-	14	Pulled and Replaced sock with 2 new socks
	2/27/2025	-	-	47.60	-	171	Pulled and Replaced 2 socks
	2/28/2025	-	-	47.55	-	5	Pulled and Replaced 2 socks
	3/1/2025	-	-	37.35	-	4	-
	3/3/2025	-	-	48.40	-	49	Pulled and Replaced 2 socks
	3/4/2025	-	-	48.21	-	25	-
	3/5/2025	-	-	47.78	-	14	Pulled and Replaced 2 socks
	3/6/2025	-	-	47.70	-	2	-
	3/7/2025	-	-	48.30	-	8	-
	3/8/2025	-	49.32	49.33	0.01	1	Biosludge on absorbent socks; LNAPL not observed
	3/10/2025	10:45 AM	-	48.53	-	5	Sock not replaced (5%)
	3/11/2025	7:35 AM	47.82	47.83	0.01	93	Socks removed (50%) for packer testing
	3/12/2025	-	-	-	-	-	NM due to packer testing
	3/13/2025	-	-	-	-	-	NM due to packer testing
	3/14/2025	-	-	-	-	-	NM due to packer testing
	3/15/2025	-	-	-	-	-	NM due to packer testing
	3/17/2025	-	-	-	-	-	NM due to packer testing
	3/18/2025	10:17 AM	47.24	47.25	0.01	2	-
	3/19/2025	-	-	-	-	-	NM due to drilling
	3/20/2025	9:40 AM	45.98	45.99	0.01	3	Unable to bail due to transducer
	3/21/2025	-	-	-	-	-	NM due to drilling
	3/22/2025	9:58 AM	44.58	44.60	0.02	98	-
	3/24/2025	9:47 AM	43.80	43.86	0.06	43	Installed sock in the well
	3/25/2025	10:10 AM	-	43.62	-	5	Sock not replaced (25%)
	3/26/2025	10:29 AM	-	43.18	-	32	Sock replaced
	3/27/2025	11:10 AM	-	43.24	-	4	Sock not replaced (0%)
	3/28/2025	11:04 AM	-	42.82	-	23.4	Sock not replaced (25%)
	3/29/2025	11:20 AM	-	42.55	-	24.8	Sock not replaced (25%)
	3/31/2025	11:20 AM	-	42.46	-	0.9	Sock replaced
	4/1/2025	11:27 AM	-	42.31	-	0.2	Sock replaced (75%)
	4/2/2025	11:45 AM	-	42.39	-	1.7	Sock replaced (75%)
	4/3/2025	9:03 AM	-	41.66	-	4.6	Sock removed (10%) and well purged
	4/4/2025	11:02 AM	43.85	43.86	0.01	51.3	-
	4/5/2025	10:43 AM	-	42.50	-	3.9	-
	4/7/2025	11:04 AM	41.54	41.55	0.01	14.1	-
	4/8/2025	10:53 AM	-	41.15	-	7.7	-
	4/9/2025	10:52 AM	41.32	41.33	0.01	21.8	-
	4/10/2025	10:13 AM	40.89	40.91	0.02	38.3	Installed sock in the well
	4/11/2025	10:02 AM	-	40.29	-	76.0	Sock not replaced (50%)
	4/12/2025	10:02 AM	-	40.22	-	20.9	Sock not replaced (50%)
	4/14/2025	11:45 AM	-	39.77	-	10.8	Sock not replaced (50%)
	4/15/2025	10:26 AM	-	39.36	-	4.9	Sock replaced (100%)
	4/16/2025	9:57 AM	-	39.33	-	12.2	Sock not replaced (10%)
	4/17/2025	10:02 AM	-	39.55	-	12.0	Sock not replaced (25%)
	4/18/2025	11:40 AM	-	39.53	-	3.5	Sock not replaced (50%)
	4/19/2025	10:27 AM	-	39.09	-	10.9	Sock not replaced (75%)
	4/21/2025	11:48 AM	-	39.87	-	1.0	Sock not replaced (<5%)
	4/22/2025	10:30 AM	-	39.69	-	4.5	Sock not replaced (<5%)
	4/23/2025	10:31 AM	-	40.30	-	1.5	Sock not replaced (<5%)
	4/24/2025	10:22 AM	-	40.71	-	4.5	Sock not replaced (<5%)
	4/25/2025	9:49 AM	-	40.94	-	4.4	Sock not replaced (<5%)
	4/26/2025	10:07 AM	-	40.89	-	4.8	Sock not replaced (<5%)
	4/28/2025	10:12 AM	-	41.80	-	2.1	Sock replaced (10%)
	4/29/2025	10:23 AM	-	42.11	-	5.9	Sock Removed (0%)
	4/30/2025	10:38 AM	-	41.83	-	11.2	-
	5/1/2025	10:18 AM	-	42.11	-	3.9	-
	5/2/2025	9:55 AM	-	42.19	-	2.6	-
	5/3/2025	12:45 PM	-	42.43	-	0.7	-
	5/5/2025	10:22 AM	-	43.17	-	0.0	-
	5/6/2025	11:16 AM	-	43.29	-	0.1	-
	5/7/2025	10:41 AM	-	44.27	-	0.2	-
	5/8/2025	10:21 AM	-	44.69	-	0.8	-
	5/9/2025	9:16 AM	-	45.10	-	0.8	-
	5/10/2025	11:20 AM	-	43.41	-	0.0	-
	5/12/2025	11:29 AM	-	45.53	-	1.5	-
	5/13/2025	11:20 AM	-	45.69	-	0.3	-
	5/14/2025	11:16 AM	-	41.17	-	0.9	-
	5/15/2025	11:15 AM	-	41.17	-	0.3	-
	5/16/2025	11:38 AM	-	44.98	-	0.2	Sheen observed on surface
	5/17/2025	11:10 AM	-	41.88	-	0.4	-
	5/19/2025	11:30 AM	-	43.82	-	0.0	-
	5/20/2025	10:27 AM	-	43.66	-	0.0	-
	5/21/2025	10:52 AM	-	41.08	-	0.0	-
	5/22/2025	10:59 AM	-	39.89	-	0.0	-
	5/23/2025	10:48 AM	-	39.17	-	0.0	Sheen observed on surface
	5/24/2025	10:59 AM	-	39.00	-	0.0	-
	5/27/2025	11:20 AM	-	38.72	-	0.0	-
	5/28/2025	11:10 AM	-	38.38	-	0.0	-
	5/29/2025	11:25 AM	-	38.34	-	0.0	-
	5/30/2025	10:55 AM	-	38.31	-	0.7	-
	5/31/2025	10:26 AM	-	38.02	-	0.0	-
	6/2/2025	10:58 AM	-	38.78	-	0.0	-
	6/3/2025	12:58 PM	-	38.95	-	0.2	-
	6/4/2025	11:24 AM	-	38.94	-	1.4	-
	6/5/2025	11:36 AM	-	38.73	-	1.6	-
	6/6/2025	10:47 AM	-	38.65	-	6.0	-
	6/7/2025	10:12 AM	-	38.74	-	7.0	-
	6/9/2025	11:28 AM	-	39.81	-	0.0	-

Table 3
Liquid-Level Gauging Data Summary

Well Location	Date	Time of Day	Depth to LNAPL (ft.)	Depth to Water (ft.)	LNAPL Thickness (ft.)	Well Head Screening (ppm)	Comments
Red Spencer Road	6/10/2025	11:40 AM	-	39.71	-	1.0	-
	6/11/2025	11:25 AM	-	40.26	-	0.3	-
	6/12/2025	10:55 AM	-	41.30	-	0.0	-
	6/13/2025	11:05 AM	-	41.22	-	0.0	-
	6/14/2025	10:20 AM	-	41.32	-	0.8	-
	6/16/2025	11:00 AM	-	41.69	-	0.0	-
	6/17/2025	10:50 AM	-	41.72	-	0.4	-
	6/18/2025	10:55 AM	-	41.69	-	0.0	-
	6/19/2025	11:15 AM	-	41.85	-	0.3	-
	6/20/2025	10:55 AM	-	39.71	-	0.2	-
	6/21/2025	10:30 AM	-	42.23	-	0.0	-
	6/23/2025	11:55 AM	-	42.33	-	0.0	-
	6/24/2025	11:18 AM	-	43.04	-	0.7	-
	6/25/2025	11:00 AM	-	42.95	-	0.5	-
	6/26/2025	10:16 AM	-	25.86	-	1.6	-
	6/27/2025	10:02 AM	-	43.31	-	0.4	-
	6/28/2025	10:26 AM	-	43.95	-	1.0	-
	6/30/2025	11:15 AM	-	44.57	-	0.2	-
	7/1/2025	10:45 AM	-	44.43	-	0.1	-
	7/2/2025	11:25 AM	-	44.53	-	0.6	-
	7/3/2025	12:27 PM	-	44.49	-	0.1	-
	7/5/2025	10:28 AM	-	46.23	-	1.7	-
	7/7/2025	11:03 AM	-	45.17	-	0.2	-
	7/8/2025	11:25 AM	-	45.68	-	0.1	-
	7/9/2025	10:51 AM	-	45.44	-	0.3	-
	7/10/2025	11:20 AM	-	38.22	-	1.2	-
	7/11/2025	10:15 AM	-	45.15	-	0.2	-
	7/12/2025	11:05 AM	-	45.16	-	0.0	-
	7/14/2025	10:52 AM	-	45.79	-	0.0	-
	7/21/2025	10:21 AM	-	45.55	-	0.0	-
	7/28/2025	10:00 AM	-	47.02	-	0.0	-
	7/30/2025	11:00 AM	-	36.55	-	0.1	-
	8/4/2025	11:41 AM	-	48.38	-	0.0	-
	8/11/2025	9:43 AM	-	50.37	-	0.2	-
	8/18/2025	10:19 AM	-	50.96	-	1.1	-
	8/25/2025	10:00 AM	-	51.71	-	0.2	-
	9/2/2025	10:15 AM	-	52.88	-	0.1	-
	9/8/2025	1:10 PM	-	53.57	-	0.2	-
	9/10/2025	10:18 AM	-	53.60	-	0.0	-
	9/15/2025	10:00 AM	-	54.22	-	0.1	-
	9/17/2025	2:00 PM	-	54.05	-	0.0	-
	9/18/2025	10:12 AM	-	54.30	-	0.0	-
	9/24/2025	3:15 PM	-	54.91	-	0.3	-
	10/9/2025	1:41 PM	-	55.90	-	0.8	-
	10/15/2025	12:55 PM	-	56.10	-	1.3	-
	10/24/2025	11:40 AM	-	56.19	-	0.0	-
	10/29/2025	11:21 AM	-	56.26	-	0.5	-
	11/5/2025	12:25 PM	-	57.48	-	0.0	-
	11/13/2025	12:47 PM	-	53.19	-	0.0	-
	11/20/2025	2:10 PM	-	58.18	-	0.0	-
	11/25/2025	10:26 AM	-	55.67	-	0.1	-
	12/3/2025	11:03 AM	-	56.18	-	0.1	-
	12/10/2025	9:40 AM	-	55.22	-	0.1	-
	12/17/2025	10:16 AM	-	55.63	-	3.8	-
	12/23/2025	9:55 AM	-	56.36	-	2.8	-
	1/6/2026	10:41 AM	-	52.49	-	24.2	-
	1/14/2026	9:25 AM	-	51.61	-	12.4	-
	1/21/2026	10:35 AM	-	51.25	-	7.5	-
	1/28/2026	10:18 AM	-	51.67	-	3.7	-
	2/4/2026	9:50 AM	-	52.08	-	0.2	-
	2/11/2026	9:50 AM	-	52.04	-	0.0	-
	2/18/2026	10:20 AM	-	52.83	-	0.0	-
	2/25/2026	10:48 AM	-	48.50	-	15.2	-
	3/4/2026	1:45 PM	-	44.78	-	8.0	-
	3/11/2026	9:41 AM	-	41.53	-	0.7	-
	3/18/2026	10:15 AM	-	41.36	-	0.0	-
	3/25/2026	10:06 AM	-	40.80	-	0.3	-
	4/1/2026	9:47 AM	-	40.75	-	0.2	-
	4/8/2026	9:37 AM	-	42.10	-	0.3	-
	4/15/2026	9:35 AM	-	44.15	-	30.1	-
	4/22/2026	9:43 AM	-	45.50	-	4.0	-
	4/29/2026	8:30 AM	-	45.92	-	0.8	-
	5/6/2026	9:58 AM	-	49.22	-	0.1	-
	5/13/2026	11:35 AM	-	47.75	-	0.1	-
	5/20/2026	9:02 AM	-	48.58	-	0.1	-
	5/27/2026	9:47 AM	-	48.62	-	0.1	-
	6/3/2026	9:34 AM	-	48.38	-	0.5	-
	6/10/2026	10:10 AM	-	51.63	-	0.2	-
	6/17/2026	10:28 AM	-	51.53	-	0.4	-
	6/24/2026	10:08 AM	-	50.79	-	0.2	-
	7/1/2026	9:31 AM	-	51.51	-	2.0	-
	7/8/2026	9:56 AM	-	51.77	-	0.5	-
	7/15/2026	12:46 PM	-	51.63	-	0.0	-
	7/22/2026	10:30 AM	-	51.76	-	0.5	-
	7/29/2026	9:24 AM	-	52.33	-	0.4	-
	8/5/2026	10:15 AM	-	52.56	-	0.2	Bailer check clear
	8/12/2026	9:46 AM	-	48.42	-	0.0	-
	8/19/2026	9:37 AM	-	48.66	-	0.0	-
	8/26/2026	9:40 AM	-	48.28	-	0.0	-

Table 3
Liquid-Level Gauging Data Summary

Well Location	Date	Time of Day	Depth to LNAPL (ft.)	Depth to Water (ft.)	LNAPL Thickness (ft.)	Well Head Screening (ppm)	Comments
Red Glenwood Drive	3/27/2025	10:20 AM	25.07	26.11	1.04	-	Approximately 2 gallons of LNAPL bailed
	3/27/2025	1:40 PM	25.65	25.67	0.02	170	Approximately 0.1 gallons of LNAPL bailed
	3/27/2025	2:08 PM	25.26	25.27	0.01	-	-
	3/28/2025	9:53 AM	25.15	25.29	0.14	201	Approximately 0.2 gallons of LNAPL bailed
	3/28/2025	10:03 AM	25.23	25.24	0.01	-	-
	3/28/2025	12:48 PM	25.62	25.64	0.02	260	Approximately 0.03 gallons of LNAPL bailed
	3/28/2025	12:56 PM	25.47	25.48	0.01	-	-
	3/29/2025	10:03 AM	24.88	24.90	0.02	527	Approximately 0.03 gallons of LNAPL bailed
	3/29/2025	-	25.01	25.02	0.01	-	-
	3/29/2025	12:25 PM	24.94	24.96	0.02	213	Approximately 0.03 gallons of LNAPL bailed
	3/29/2025	-	25.05	25.06	0.01	-	-
	3/31/2025	10:15 AM	24.87	24.99	0.12	172.4	Approximately 0.03 gallons of LNAPL bailed
	3/31/2025	10:25 AM	25.02	25.05	0.03	-	-
	3/31/2025	1:18 PM	24.77	24.81	0.04	149.5	-
	4/1/2025	10:24 AM	25.06	25.10	0.04	160.1	Approximately 0.5 gallons of LNAPL bailed
	4/1/2025	10:40 AM	25.43	25.44	0.01	-	-
	4/1/2025	1:25 PM	-	27.64	-	243.1	-
	4/2/2025	10:21 AM	25.19	25.27	0.08	188.1	Approximately 1 gallon of LNAPL bailed
	4/2/2025	10:39 AM	25.35	25.37	0.02	-	-
	4/2/2025	1:19 PM	24.84	24.86	0.02	284.6	-
	4/3/2025	10:16 AM	24.30	24.33	0.03	331.7	Approximately 0.5 gallon of LNAPL/groundwater bailed
	4/3/2025	10:25 AM	24.34	24.35	0.01	-	-
	4/3/2025	1:20 PM	24.49	24.50	0.01	142.0	-
	4/4/2025	10:08 AM	24.63	24.64	0.01	245.3	Unable to recover LNAPL due to minimal thickness
	4/4/2025	1:26 PM	24.33	24.35	0.02	194.4	Unable to recover LNAPL due to minimal thickness
	4/5/2025	9:50 AM	23.80	23.82	0.02	92.3	Unable to recover LNAPL due to minimal thickness
	4/5/2025	1:29 PM	23.89	23.91	0.02	70.6	Unable to recover LNAPL due to minimal thickness
	4/7/2025	9:50 AM	23.44	23.47	0.03	46.3	Approximately 0.25 gallons of LNAPL/groundwater bailed
	4/7/2025	10:00 AM	23.52	23.54	0.02	-	Sock installed
	4/7/2025	1:05 PM	-	23.58	-	-	Sock not replaced (25%)
	4/7/2025	1:10 PM	-	23.58	-	-	-
	4/8/2025	10:04 AM	-	23.52	-	515.3	Sock replaced (35%)
	4/8/2025	10:09 AM	-	23.54	-	-	-
	4/8/2025	12:52 PM	-	23.66	-	523.3	Approximately 0.05 gallons of LNAPL recovered from the sock
	4/8/2025	12:56 PM	-	23.66	-	-	Sock removed
	4/9/2025	9:42 AM	-	24.01	-	377.9	Approximately 0.25 gallons groundwater bailed
	4/9/2025	9:58 AM	-	24.19	-	-	-
	4/9/2025	12:55 PM	-	24.69	-	181.7	Approximately 0.15 gallons of groundwater bailed
	4/9/2025	12:58 PM	-	24.70	-	-	-
	4/10/2025	9:47 AM	24.66	24.69	0.03	346.9	Approximately 0.02 gallons of LNAPL bailed
	4/10/2025	9:54 AM	24.82	24.83	0.01	-	-
	4/10/2025	12:50 PM	24.45	24.46	0.01	265.3	Approximately 0.02 gallons of LNAPL bailed
	4/10/2025	12:55 PM	24.67	24.68	0.01	-	-
	4/11/2025	9:27 AM	24.22	24.23	0.01	397.8	Approximately 0.05 gallons of LNAPL bailed
	4/11/2025	9:33 AM	-	24.25	-	-	-
	4/11/2025	11:50 AM	24.09	24.10	0.01	285.3	Approximately 0.01 gallons of LNAPL bailed
	4/11/2025	11:53 AM	-	24.19	-	-	-
	4/12/2025	9:30 AM	23.81	23.82	0.01	200.5	Approximately 0.02 gallons of LNAPL bailed
	4/12/2025	9:41 AM	-	24.89	-	-	-
	4/12/2025	1:19 PM	-	24.07	-	216.3	Sheen observed on surface
	4/12/2025	1:30 PM	-	25.17	-	-	-
	4/14/2025	10:31 AM	23.42	23.47	0.05	142.0	Approximately 0.07 gallons of LNAPL bailed
	4/14/2025	10:45 AM	-	23.59	-	-	Sheen observed on surface
	4/14/2025	1:18 PM	23.44	23.45	0.01	426.5	-
	4/14/2025	1:28 PM	-	23.53	-	-	Sheen observed on surface
	4/15/2025	9:10 AM	23.05	23.07	0.02	246.0	Approximately 0.03 gallons of LNAPL bailed
	4/15/2025	9:19 AM	-	23.20	-	-	Sheen observed on surface
	4/15/2025	11:10 AM	-	23.61	-	249.8	-
	4/15/2025	11:19 AM	-	23.61	-	-	-
	4/16/2025	9:10 AM	-	23.13	-	386.7	-
	4/16/2025	9:16 AM	-	23.28	-	-	-
	4/16/2025	10:43 AM	-	23.17	-	280.2	-
	4/16/2025	10:54 AM	-	25.11	-	-	-
	4/17/2025	9:13 AM	-	23.72	-	306.9	-
	4/17/2025	9:19 AM	-	23.75	-	-	-
	4/17/2025	11:36 AM	-	23.52	-	323.7	-
	4/17/2025	11:44 AM	-	23.64	-	-	-
	4/18/2025	10:46 AM	26.94	26.95	0.01	218.8	Approximately 0.02 gallons of LNAPL bailed
	4/18/2025	10:53 AM	-	25.73	-	-	Sheen observed on surface
	4/18/2025	12:06 PM	-	24.14	-	282.9	Approximately 0.01 gallons of LNAPL bailed
	4/18/2025	12:12 PM	-	24.37	-	-	-
	4/19/2025	9:52 AM	23.52	23.53	0.01	390.4	Approximately 0.02 gallons of LNAPL bailed
	4/19/2025	9:57 AM	-	23.65	-	-	-
	4/19/2025	11:18 AM	-	23.64	-	369.3	-
	4/19/2025	-	-	23.77	-	-	-
	4/21/2025	10:44 AM	24.67	24.83	0.16	205.3	Approximately 0.25 gallons of LNAPL bailed
	4/21/2025	11:12 AM	24.93	24.94	0.01	-	-
	4/21/2025	1:05 PM	24.52	24.54	0.02	235.6	Approximately 0.1 gallons of LNAPL bailed
	4/21/2025	1:21 PM	24.80	24.81	0.01	-	-
	4/22/2025	9:45 AM	24.21	24.23	0.02	286.3	Approximately 0.04 gallons of LNAPL bailed
	4/22/2025	9:56 AM	24.47	24.48	0.01	-	-
	4/22/2025	1:10 PM	24.22	24.23	0.01	336.4	Approximately 0.03 gallons of LNAPL bailed
	4/22/2025	1:19 PM	-	25.07	-	-	-
	4/23/2025	9:45 AM	25.37	25.40	0.03	126.5	Approximately 0.1 gallons of LNAPL bailed
	4/23/2025	10:00 AM	25.09	25.10	0.01	-	Installed sock in the well
	4/23/2025	1:00 PM	-	25.66	-	188.2	-
	4/24/2025	9:54 AM	-	24.93	-	155.6	Sock replaced (75%)
	4/24/2025	1:04 PM	-	24.96	-	95.7	Sock replaced (70%)
	4/25/2025	9:20 AM	-	30.65	-	40.6	Sock replaced (70%)
	4/25/2025	1:02 PM	25.00	25.02	0.02	117.4	Sock not replaced (0%)
	4/26/2025	9:33 AM	-	25.38	-	92.3	Sock replaced (70%)
	4/26/2025	12:55 PM	-	24.58	-	56.9	Sock relaced (30%)
	4/28/2025	9:47 AM	-	25.36	-	257.0	-
	4/28/2025	12:54 PM	-	25.28	-	200.7	-
	4/29/2025	9:37 AM	-	64.25	-	384.4	Sock Removed (25%), house power washed at time of gauging
	4/29/2025	9:47 AM	42.70	42.75	0.05	-	-
	4/29/2025	1:00 PM	26.05	26.31	0.26	324.0	-

Table 3
Liquid-Level Gauging Data Summary

Well Location	Date	Time of Day	Depth to LNAPL (ft.)	Depth to Water (ft.)	LNAPL Thickness (ft.)	Well Head Screening (ppm)	Comments
Redacted Glenwood Drive	4/30/2025	10:00 AM	26.41	26.65	0.24	255.1	Approximately 0.25 gallons of LNAPL bailed
	4/30/2025	10:15 AM	26.49	26.50	0.01	-	-
	4/30/2025	12:55 PM	26.06	26.10	0.04	355.1	Approximately 0.06 gallons of LNAPL bailed
	4/30/2025	1:00 PM	26.08	26.09	0.01	-	-
	5/1/2025	9:57 AM	26.93	26.95	0.02	439.7	-
	5/1/2025	12:50 PM	25.86	25.88	0.02	568.8	-
	5/2/2025	9:33 AM	25.29	25.31	0.02	163.3	-
	5/2/2025	12:50 PM	25.86	25.88	0.02	105.1	-
	5/3/2025	11:35 AM	25.96	26.06	0.10	115.0	Bailed approximately 0.25 gallons of LNAPL
	5/3/2025	12:10 PM	-	26.18	-	72.8	-
	5/3/2025	2:00 PM	25.87	25.88	0.01	248.0	Bailed approximately 0.25 gallons of LNAPL
	5/3/2025	2:20 PM	-	25.94	-	41.8	-
	5/5/2025	9:50 AM	25.97	25.98	0.01	44.0	-
	5/5/2025	1:38 PM	25.94	25.95	0.01	69.0	-
	5/6/2025	10:02 AM	25.95	25.97	0.02	105.0	-
	5/6/2025	12:50 PM	25.70	25.72	0.02	74.0	-
	5/7/2025	9:50 AM	26.77	26.78	0.01	43.8	-
	5/7/2025	12:27 PM	25.82	25.84	0.02	126.0	-
	5/8/2025	9:53 AM	26.85	26.86	0.01	122	-
	5/8/2025	1:08 PM	25.59	25.61	0.02	121	-
	5/9/2025	10:17 AM	25.50	25.53	0.03	103.2	Bailed approximately 0.125 gallons of LNAPL
	5/9/2025	10:25 AM	-	25.69	-	-	-
	5/9/2025	12:53 PM	-	25.71	-	169.3	Sheen observed on surface
	5/10/2025	10:15 AM	25.71	25.72	0.01	-	Bailed approximately <0.40 gallons of LNAPL
	5/10/2025	10:22 AM	-	25.78	-	-	-
	5/10/2025	12:48 PM	25.95	25.96	0.01	-	Bailed approximately 0.01 gallons of LNAPL
	5/10/2025	12:55 PM	-	26.10	-	-	-
	5/12/2025	10:10 AM	26.65	26.77	0.12	108.4	Bailed approximately 0.18 gallons of LNAPL
	5/12/2025	10:44 AM	26.76	26.77	0.01	-	-
	5/12/2025	12:50 PM	26.53	26.55	0.02	280.3	Bailed approximately 0.03 gallons of LNAPL
	5/12/2025	1:00 PM	-	26.64	-	-	Sheen observed on surface
	5/13/2025	10:15 AM	26.10	26.11	0.01	291.6	Bailed approximately 0.02 gallons of LNAPL
	5/13/2025	10:30 AM	-	26.15	-	-	Sheen observed on surface
	5/13/2025	12:35 PM	26.01	26.02	0.01	225.6	Bailed approximately 0.02 gallons of LNAPL
	5/13/2025	12:55 PM	-	26.24	-	-	-
	5/14/2025	10:20 AM	25.61	25.63	0.02	89.4	Bailed approximately 0.03 gallons of LNAPL
	5/14/2025	10:40 AM	-	25.76	-	-	Sheen observed on surface
	5/14/2025	2:00 PM	-	26.28	-	242.1	Only bailed groundwater
	5/14/2025	2:15 PM	-	25.75	-	-	-
	5/15/2025	10:05 AM	-	24.85	-	323.3	-
	5/15/2025	12:35 PM	-	24.76	-	264.2	-
	5/16/2025	10:30 AM	24.24	24.30	0.06	199.5	Bailed approximately 0.09 gallons of LNAPL
	5/16/2025	10:57 AM	25.15	25.16	0.01	-	-
	5/16/2025	2:25 PM	24.24	24.25	0.01	207.4	Bailed approximately 0.02 gallons of LNAPL
	5/16/2025	2:40 PM	-	24.26	-	-	Sheen observed on surface
	5/17/2025	10:10 AM	23.43	23.44	0.01	161.4	Bailed approximately 0.02 gallons of LNAPL
	5/17/2025	10:25 AM	-	24.26	-	-	Sheen observed on surface
	5/17/2025	12:15 PM	-	23.46	-	153.1	Bailed approximately <0.01 gallons of LNAPL
	5/17/2025	10:25 AM	-	23.58	-	-	Sheen observed on surface
	5/19/2025	10:10 AM	23.76	23.80	0.04	287.1	Bailed approximately 0.06 gallons of LNAPL
	5/19/2025	10:45 AM	23.62	23.64	0.02	-	-
	5/19/2025	12:20 PM	23.47	23.50	0.03	286.7	Bailed approximately 0.04 gallons of LNAPL
	5/19/2025	12:25 PM	23.54	23.55	0.01	-	-
	5/20/2025	9:54 AM	23.25	23.27	0.02	298.1	Bailed approximately 0.03 gallons of LNAPL
	5/20/2025	9:59 AM	-	23.36	-	-	Sheen observed on surface
	5/20/2025	11:06 AM	23.19	23.20	0.01	394.6	Bailed approximately 0.02 gallons of LNAPL
	5/20/2025	11:12 AM	-	23.33	-	-	-
	5/21/2025	10:15 AM	23.47	23.48	0.01	289.5	Bailed approximately 0.03 gallons of LNAPL
	5/21/2025	10:25 AM	-	23.46	-	-	-
	5/21/2025	11:45 AM	-	23.63	-	187.3	Bailed approximately <0.01 gallons of LNAPL. Sheen observed on the surface
	5/21/2025	11:55 AM	-	23.64	-	-	-
	5/22/2025	10:10 AM	22.72	22.73	0.01	252.8	Bailed approximately 0.02 gallons of LNAPL
	5/22/2025	10:25 AM	-	22.81	-	-	-
	5/22/2025	11:40 AM	22.89	22.90	0.01	315.2	Bailed approximately 0.02 gallons of LNAPL.
	5/22/2025	11:50 AM	-	23.03	-	-	Sheen observed on surface
	5/23/2025	10:00 AM	22.81	22.82	0.01	203.1	Bailed approximately 0.02 gallons of LNAPL
	5/23/2025	10:17 AM	-	22.87	-	-	-
	5/23/2025	11:36 AM	-	23.09	-	249.1	Bailed approximately 0.01 gallons of LNAPL. Sheen observed on the surface
	5/23/2025	11:50 AM	-	23.02	-	-	Sheen observed on surface
	5/24/2025	9:48 AM	-	22.60	-	90.3	-
	5/24/2025	9:51 AM	-	22.65	-	-	-
	5/24/2025	11:47 AM	-	22.53	-	114.0	-
	5/24/2025	11:52 AM	-	22.59	-	-	-
	5/27/2025	10:50 AM	23.35	23.35	-	28.4	Sock was removed (10%); sheen observed
	5/27/2025	10:54 AM	22.69	22.70	0.01	-	Bailed approximately <0.1 gallons of LNAPL
	5/27/2025	12:10 PM	23.08	23.09	0.01	32.7	Bailed approximately <0.1 gallons of LNAPL
	5/27/2025	12:14 PM	22.25	22.26	0.01	-	Bailed approximately <0.1 gallons of LNAPL
	5/28/2025	10:20 AM	24.55	24.56	0.01	69.1	Bailed approximately 0.1 gallons of LNAPL
	5/28/2025	10:25 AM	-	23.78	-	-	Bailed approximately 0.1 gallons of LNAPL
	5/28/2025	11:45 AM	23.35	23.36	0.01	156.7	-
	5/28/2025	11:50 AM	23.60	23.61	0.01	-	-
	5/29/2025	10:15 AM	22.98	22.99	0.01	64.0	Bailed approximately 0.1 gallons of LNAPL
	5/29/2025	10:20 AM	-	23.32	-	-	-
	5/29/2025	12:20 PM	-	23.03	-	71.6	-
	5/30/2025	9:30 AM	-	23.01	-	167.3	-
	5/30/2025	11:35 AM	-	23.38	-	168.1	-
	5/31/2025	10:05 AM	-	25.36	-	120.4	-
	6/2/2025	9:43 AM	-	23.66	-	166.3	-
	6/2/2025	12:49 PM	-	23.85	-	218.0	-
	6/3/2025	11:41 AM	-	23.25	-	146.7	-
	6/3/2025	3:00 PM	-	23.28	-	152.6	-
	6/4/2025	10:45 AM	-	23.73	-	132.6	-
	6/5/2025	10:26 AM	23.79	23.89	0.10	191.7	Bailed approximately <1 gallon of LNAPL
	6/5/2025	11:02 AM	24.40	24.41	0.01	-	-
	6/5/2025	12:49 AM	24.08	24.12	0.04	263.2	Bailed approximately 0.25 gallons of LNAPL
	6/5/2025	1:02 PM	24.20	24.21	0.01	-	-
	6/6/2025	10:11 AM	24.29	24.31	0.02	65.5	Bailed approximately 0.25 gallons of LNAPL
	6/6/2025	12:02 PM	24.41	24.42	0.01	88.1	-
	6/7/2025	9:45 AM	24.00	24.01	0.01	123.3	-
	6/9/2025	10:36 AM	25.01	25.08	0.07	301	Bailed approximately 0.5 gallons of LNAPL
	6/9/2025	10:55 AM	25.28	25.29	0.01	-	-

Table 3
Liquid-Level Gauging Data Summary

Well Location	Date	Time of Day	Depth to LNAPL (ft.)	Depth to Water (ft.)	LNAPL Thickness (ft.)	Well Head Screening (ppm)	Comments
Redacted Glenwood Drive	6/10/2025	11:00 AM	26.85	26.94	0.09	86.7	Bailed approximately 0.1 gallons of LNAPL
	6/10/2025	11:20 AM	27.04	27.06	0.02	-	Bailed approximately 0.1 gallons of LNAPL
	6/11/2025	10:45 AM	25.36	25.42	0.06	294.1	Bailed approximately 0.1 gallons of LNAPL
	6/11/2025	11:05 AM	25.76	25.78	0.02	-	Bailed approximately 0.1 gallons of LNAPL
	6/12/2025	10:15 AM	25.33	25.39	0.06	128.2	Bailed approximately 0.1 gallons of LNAPL
	6/12/2025	10:30 AM	25.44	25.45	0.01	-	Bailed approximately 0.1 gallons of LNAPL
	6/13/2025	10:31 AM	25.20	25.27	0.07	252	Bailed approximately 0.1 gallons of LNAPL
	6/13/2025	10:50 AM	25.51	25.52	0.01	-	-
	6/13/2025	12:00 PM	25.43	25.46	0.03	410	Bailed approximately 0.1 gallons of LNAPL
	6/13/2025	12:10 PM	25.62	25.63	0.01	-	-
	6/14/2025	9:50 PM	25.10	25.12	0.02	267	Bailed approximately 0.2 gallons of LNAPL
	6/14/2025	10:00 AM	25.19	25.20	0.01	-	-
	6/14/2025	11:15 AM	-	25.12	-	135	-
	6/16/2025	10:00 AM	-	25.20	-	0.0	-
	6/17/2025	10:15 AM	25.29	25.31	0.02	54.1	Bailed approximately 0.1 gallons of LNAPL
	6/17/2025	10:25 AM	25.75	25.76	0.01	-	Bailed approximately 0.1 gallons of LNAPL
	6/18/2025	10:20 AM	25.15	25.16	0.01	333.4	Bailed approximately 0.05 gallons of LNAPL
	6/18/2025	10:30 AM	-	25.35	-	-	-
	6/19/2025	10:29 AM	-	25.19	-	228.1	-
	6/20/2025	10:30 AM	-	25.61	-	238.2	-
	6/21/2025	9:35 AM	-	28.09	-	75.1	-
	6/23/2025	10:06 AM	26.34	26.35	0.01	231.1	-
	6/24/2025	9:55 AM	-	27.79	-	57.1	-
	6/24/2025	10:15 AM	-	27.79	-	57.1	-
	6/25/2025	9:30 AM	26.70	26.75	0.05	59.4	Bailed approximately 0.5 gallons of LNAPL
	6/25/2025	-	26.16	26.17	0.01	-	-
	6/26/2025	9:38 AM	26.19	26.21	0.02	51.1	-
	6/27/2025	8:39 AM	26.94	26.96	0.02	128.2	-
	6/28/2025	9:45 AM	26.61	26.62	0.01	156.4	-
	6/30/2025	10:51 AM	26.48	26.50	0.02	74.5	Unable to recover LNAPL due to minimal thickness
	7/1/2025	10:16 AM	26.67	26.68	0.01	48.5	Unable to recover LNAPL due to minimal thickness
	7/2/2025	10:55 AM	26.37	26.39	0.02	53.5	Unable to recover LNAPL due to minimal thickness
	7/3/2025	11:22 AM	26.38	26.40	0.02	202.8	Unable to recover LNAPL due to minimal thickness
	7/5/2025	9:53 AM	26.25	26.29	0.04	329.7	Approximately 0.05 gallons LNAPL bailed
	7/5/2025	10:05 AM	26.39	26.40	0.01	-	Approximately 0.03 gallons LNAPL bailed
	7/7/2025	9:54 AM	26.00	26.01	0.01	138.8	Unable to recover LNAPL due to minimal thickness
	7/8/2025	10:00 AM	26.27	26.29	0.02	74.3	Unable to recover LNAPL due to minimal thickness
	7/8/2025	11:35 AM	26.47	26.48	0.01	110.9	Unable to recover LNAPL due to minimal thickness
	7/9/2025	10:05 AM	-	26.88	-	179.3	-
	7/10/2025	10:05 AM	-	26.20	-	249.8	-
	7/11/2025	9:40 AM	-	26.54	-	141.7	-
	7/12/2025	10:16 AM	-	26.52	-	64.0	-
	7/14/2025	10:27 AM	-	26.79	-	217.7	-
	7/15/2025	10:03 AM	-	27.37	-	86.8	-
	7/16/2025	9:30 AM	-	27.85	-	19.7	-
	7/17/2025	9:31 AM	-	26.67	-	75.6	-
	7/18/2025	9:31 AM	26.50	26.51	0.01	28.6	Unable to recover LNAPL due to minimal thickness
	7/19/2025	9:30 AM	27.24	27.25	0.01	74.0	Unable to recover LNAPL due to minimal thickness
	7/21/2025	9:55 AM	-	27.51	-	159.5	-
	7/22/2025	9:40 AM	27.30	27.31	0.01	110.9	Unable to recover LNAPL due to minimal thickness
	7/23/2025	10:06 AM	-	27.39	-	179.5	-
	7/24/2025	9:40 AM	-	27.35	-	168.7	-
	7/25/2025	9:47 AM	-	26.99	-	82.4	-
	7/26/2025	9:49 AM	-	27.30	-	83.5	-
	7/28/2025	9:40 AM	-	28.48	-	254.8	-
	7/29/2025	9:34 AM	-	29.40	-	41.0	-
	7/30/2025	9:35 AM	-	29.02	-	118.3	-
	7/31/2025	9:26 AM	-	28.35	-	143.3	-
	8/1/2025	9:52 AM	-	28.29	-	158.2	-
	8/2/2025	9:35 AM	-	28.50	-	104.1	-
	8/4/2025	11:32 AM	-	28.95	-	150.6	-
	8/5/2025	10:10 AM	-	27.65	-	224.7	-
	8/6/2025	10:43 AM	-	27.78	-	111.6	-
	8/7/2025	12:51 PM	-	27.22	-	232.3	-
	8/8/2025	10:37 AM	-	27.16	-	321.5	-
	8/9/2025	10:00 AM	-	27.86	-	110.7	-
	8/11/2025	10:08 AM	-	27.75	-	209.5	-
	8/12/2025	10:38 AM	-	28.19	-	73.9	-
	8/13/2025	9:41 AM	-	31.21	-	59.0	-
	8/14/2025	9:34 AM	-	28.34	-	16.9	-
	8/15/2025	9:30 AM	-	28.45	-	26.1	-
	8/16/2025	9:37 AM	-	29.34	-	133.1	-
	8/18/2025	10:33 AM	-	28.95	-	213.0	-
	8/19/2025	9:32 AM	-	28.64	-	193.3	-
	8/20/2025	9:36 AM	-	28.56	-	37.0	-
	8/21/2025	9:50 AM	-	28.31	-	107.3	-
	8/22/2025	9:48 AM	-	28.55	-	86.5	-
	8/23/2025	9:45 AM	-	28.45	-	132.8	-
	8/25/2025	9:21 AM	-	28.95	-	91.6	-
	8/26/2025	9:34 AM	-	30.75	-	101.3	-
	8/27/2025	9:27 AM	-	28.76	-	0.1	-
	8/28/2025	9:29 AM	-	28.68	-	120.7	-
	8/29/2025	9:37 AM	-	29.11	-	0.5	-
	9/2/2025	9:36 AM	-	31.06	-	57.9	-
	9/3/2025	9:35 AM	-	29.94	-	124.0	-
	9/4/2025	9:28 AM	-	29.66	-	132.7	-
	9/5/2025	9:14 AM	-	31.59	-	63.9	-
	9/6/2025	9:22 AM	-	29.46	-	31.3	-
	9/8/2025	11:50 AM	-	29.76	-	37.0	-
	9/9/2025	10:15 PM	-	29.73	-	66.9	-
	9/13/2025	9:19 AM	-	29.61	-	111.7	-
	9/15/2025	9:41 AM	-	30.48	-	99.2	-
	9/16/2025	9:35 AM	-	30.81	-	95.6	-
	9/17/2025	9:26 AM	-	29.79	-	149.7	-
	9/22/2025	11:08 AM	-	29.09	-	84.6	-
	9/23/2025	11:10 AM	-	29.02	-	95.1	-
	9/25/2025	10:03 AM	-	28.88	-	41.0	-
	9/29/2025	9:33 AM	-	30.24	-	206.6	-
	10/6/2025	9:42 AM	-	29.89	-	125.4	-
	10/13/2025	9:38 AM	-	29.65	-	90.5	-
	10/20/2025	9:22 AM	-	29.25	-	4.2	-
	10/27/2025	9:31 AM	-	30.21	-	45.8	-
	11/3/2025	9:19 AM	30.43	30.45	0.02	22.4	Immeasurable LNAPL sheen recovered via hand bailing
	11/4/2025	11:15 AM	30.41	30.44	0.03	26.3	Immeasurable LNAPL sheen recovered via hand bailing
	11/6/2025	9:11 AM	30.31	30.32	0.01	23.0	Immeasurable LNAPL sheen recovered via hand bailing
	11/6/2025	9:15 AM	-	31.34	-	-	-
	11/10/2025	9:36 AM	30.25	30.26	0.01	113.9	Immeasurable LNAPL sheen recovered via hand bailing
	11/10/2025	11:12 AM	-	30.33	-	135.8	-
	11/10/2025	2:55 PM	-	30.31	-	60.4	-
	11/12/2025	8:55 AM	-	30.06	-	134.6	-
	11/12/2025	1:19 PM	-	30.12	-	94.0	-

Table 3
Liquid-Level Gauging Data Summary

Well Location	Date	Time of Day	Depth to LNAPL (ft.)	Depth to Water (ft.)	LNAPL Thickness (ft.)	Well Head Screening (ppm)	Comments
Redacted Glenwood Drive	11/14/2025	9:04 AM	-	30.26	-	59.3	-
	11/14/2025	1:11 PM	-	30.39	-	68.3	-
	11/17/2025	9:33 AM	-	30.80	-	63.9	-
	11/19/2025	9:14 AM	30.32	30.34	0.02	74.2	Immeasurable LNAPL recovered via hand bailing
	11/19/2025	4:09 PM	30.23	30.25	0.02	82.6	-
	11/20/2025	9:12 AM	30.23	30.29	0.06	74.2	Approximately 0.02 gallons of LNAPL bailed
	11/20/2025	-	30.41	30.42	0.01	82.6	-
	11/24/2025	9:48 AM	31.93	32.06	0.13	142.8	Approximately 0.08 gallons of LNAPL bailed
	11/24/2025	9:55 AM	31.78	31.79	0.01	-	-
	11/26/2025	9:21 AM	29.94	30.02	0.08	119.3	Approximately 0.04 gallons of LNAPL bailed
	11/26/2025	9:30 AM	30.09	30.10	0.01	-	-
	12/1/2025	9:59 AM	29.92	30.00	0.08	134.8	Recovered approximately 0.019 gallons of LNAPL via absorbent sock; Approximately 0.06 gallons of LNAPL bailed
	12/1/2025	10:15 AM	30.05	30.06	0.01	-	-
	12/3/2025	9:39 AM	29.55	29.60	0.05	82.9	Approximately 0.02 gallons of LNAPL bailed
	12/3/2025	-	29.75	29.77	0.02	-	-
	12/5/2025	9:28 AM	29.46	29.48	0.02	251.9	Approximately 0.04 gallons of LNAPL bailed
	12/5/2025	9:40 AM	-	32.52	-	-	-
	12/8/2025	9:48 AM	-	30.75	-	144.8	-
	12/10/2025	9:35 AM	28.61	28.67	0.06	151.5	Approximately 0.02 gallons of LNAPL bailed
	12/12/2025	9:25 AM	29.96	29.97	0.01	19.5	Approximately 0.02 gallons of LNAPL bailed
	12/12/2025	-	-	30.11	-	-	-
	12/15/2025	9:20 AM	30.40	30.41	0.01	124.8	Approximately 0.15 gallons of groundwater bailed; no LNAPL recovered; sock deployed
	12/15/2025	-	-	30.65	-	-	-
	12/17/2025	9:30 AM	-	29.85	-	161.4	Approximately 0.091 gallons recovered from sock; sock replaced
	12/19/2025	9:53 AM	-	29.44	-	110.6	Approximately 0.065 gallons recovered from sock; sock replaced
	12/22/2025	9:52 AM	-	29.03	-	171.4	Approximately 0.13 gallons recovered from sock; sock replaced
	12/24/2025	9:29 AM	-	28.38	-	73.9	Approximately 0.188 gallons recovered from sock; sock replaced
	12/29/2025	8:55 AM	-	28.81	-	231.7	Approximately 0.026 gallons recovered from sock; sock replaced
	12/31/2025	9:26 AM	28.45	28.72	0.27	107.3	Approximately 0.065 gallons recovered from sock; sock replaced
	1/5/2026	9:33 AM	29.92	30.10	0.18	100.4	Approximately 0.148 gallons recovered from sock/bailing; sock replaced
	1/7/2026	9:34 AM	27.99	28.18	0.19	137.4	Approximately 0.168 gallons recovered from sock/bailing; sock replaced
	1/9/2026	9:31 AM	28.98	29.08	0.10	91.0	Approximately 0.032 gallons recovered from sock/bailing; sock replaced
	1/12/2026	9:35 AM	28.75	28.76	0.01	257.0	Approximately 0.136 gallons recovered from sock/bailing; sock replaced
	1/14/2026	9:20 AM	27.75	27.79	0.04	156.0	Approximately 0.143 gallons recovered from sock/bailing; sock replaced
	1/15/2026	9:17 AM	-	28.44	-	167.0	Approximately 0.13 gallons recovered from sock; sock replaced
	1/19/2026	9:43 AM	-	27.68	-	187.1	Approximately 0.13 gallons recovered from sock; sock replaced
	1/21/2026	9:31 AM	-	28.08	-	175.6	Approximately 0.104 gallons recovered from sock; sock replaced
	1/23/2026	9:38 AM	-	28.98	-	111.2	Approximately 0.026 gallons recovered from sock; sock replaced
	1/28/2026	9:39 AM	30.91	31.00	0.09	134.1	Approximately 0.026 gallons of LNAPL were bailed
	1/30/2026	9:37 AM	28.75	28.81	0.06	33.6	Approximately 0.143 gallons recovered from sock/bailing; sock replaced
	2/2/2026	11:10 AM	28.90	28.98	0.08	72.7	Approximately 0.177 gallons recovered from sock/bailing; sock replaced
	2/4/2026	10:30 AM	29.59	29.60	0.01	231.4	Approximately 0.071 gallons recovered from sock/bailing; sock replaced
	2/6/2026	9:45 AM	-	28.79	-	157.9	Approximately 0.052 gallons recovered from sock; sock replaced
	2/9/2026	9:55 AM	29.91	29.92	0.01	98.6	Approximately 0.067 gallons recovered from sock/bailing; sock replaced
	2/11/2026	9:18 AM	-	29.02	-	146.6	Sock replaced
	2/13/2026	9:05 AM	-	29.69	-	132.1	Approximately 0.065 gallons recovered from sock; sock replaced
	2/16/2026	11:10 AM	-	29.59	-	51.0	-
	2/18/2026	9:30 AM	28.99	29.01	0.02	123.3	Approximately 0.117 gallons recovered from sock/bailing; sock replaced
	2/20/2026	10:21 AM	28.03	28.04	0.01	90.9	Approximately 0.013 gallons recovered from bailing
	2/24/2026	10:05 AM	-	26.11	-	61.6	Approximately 0.026 gallons recovered from sock; sock replaced
	2/25/2026	10:50 AM	-	25.70	-	91	-
	2/27/2026	9:40 AM	25.63	25.66	0.03	112.1	Approximately 0.054 gallons recovered from sock/bailing; sock replaced
	3/2/2026	9:52 AM	-	25.57	-	47.8	Approximately 0.13 gallons recovered from sock; sock replaced
	3/4/2026	9:59 AM	-	24.51	-	76.6	Approximately 0.078 gallons recovered from sock; sock replaced
	3/6/2026	9:30 AM	-	23.97	-	4.4	Approximately 0.117 gallons recovered from sock; sock replaced
	3/9/2026	9:33 AM	-	23.03	-	118.7	Approximately 0.065 gallons recovered from sock; sock replaced
	3/11/2026	9:40 AM	-	23.16	-	116.2	Approximately 0.065 gallons recovered from sock; sock replaced
	3/13/2026	9:57 AM	-	24.09	-	82.3	-
	3/16/2026	9:55 AM	-	24.56	-	170.5	Approximately 0.052 gallons recovered from sock; sock replaced
	3/18/2026	9:44 AM	-	24.24	-	42.0	-
	3/20/2026	9:25 AM	-	23.70	-	120.0	Approximately 0.019 gallons recovered from sock; sock replaced
	3/23/2026	9:52 AM	-	23.94	-	73.6	-
	3/25/2026	9:52 AM	-	25.02	-	66.5	Approximately 0.032 gallons recovered from sock; sock replaced
	3/27/2026	9:45 AM	-	24.91	-	7.4	-
	3/30/2026	9:55 AM	-	25.15	-	86.8	-
	4/1/2026	9:58 AM	-	25.96	-	102.0	Approximately 0.013 gallons recovered from sock; sock replaced
	4/3/2026	9:55 AM	-	25.72	-	69.3	-
	4/6/2026	10:00 AM	-	27.54	-	43.6	-
	4/8/2026	10:05 AM	-	26.32	-	128.2	Approximately 0.104 gallons recovered from sock; sock replaced
	4/10/2026	9:20 AM	-	26.29	-	106.7	-
	4/13/2026	9:38 AM	-	27.08	-	63.0	-
	4/15/2026	9:27 AM	-	29.61	-	33.8	Approximately 0.104 gallons recovered from sock; sock replaced
	4/17/2026	9:29 AM	-	27.25	-	29.1	-
	4/20/2026	10:06 AM	-	27.05	-	89.2	-
	4/22/2026	9:09 AM	-	27.69	-	65.7	Approximately 0.013 gallons recovered from sock; sock replaced
	4/24/2026	9:20 AM	-	28.37	-	46.1	-
	4/27/2026	10:40 AM	-	28.34	-	37.3	Approximately 0.013 gallons recovered from sock; sock replaced
	4/29/2026	9:45 AM	-	27.68	-	5.1	-
	5/1/2026	10:25 AM	-	27.88	-	47.1	Approximately 0.013 gallons recovered from sock; sock replaced
	5/4/2026	9:36 AM	-	28.00	-	357	-
	5/6/2026	9:35 AM	-	28.75	-	1,740	-
	5/8/2026	11:05 AM	-	28.98	-	39	-
	5/11/2026	10:12 AM	-	30.08	-	5.0	-
	5/13/2026	11:10 AM	-	30.67	-	10.0	-
	5/15/2026	10:22 AM	-	29.00	-	2.7	-
	5/18/2026	11:00 AM	-	31.56	-	8.0	Approximately 0.02 gallons recovered from sock; sock replaced
	5/20/2026	9:33 AM	-	29.59	-	40.7	-
	5/22/2026	9:39 AM	-	29.66	-	1.5	Sock removed (no recovery)
	5/26/2026	9:50 AM	-	28.74	-	5.0	-
	5/27/2026	9:35 AM	-	29.19	-	38.5	-
	5/29/2026	9:38 AM	-	27.59	-	31.2	-
	6/1/2026	10:30 AM	-	28.17	-	1.4	-
	6/3/2026	9:16 AM	-	28.12	-	3.6	-
	6/5/2026	9:39 AM	-	29.50	-	12.9	-
	6/8/2026	9:21 AM	-	28.72	-	13.4	-
	6/10/2026	-	-	28.61	-	30.4	-
	6/12/2026	11:30 AM	-	29.39	-	22.2	-
	6/15/2026	9:55 AM	-	29.56	-	23.5	-
	6/17/2026	9:15 AM	-	28.64	-	29.1	-
	6/19/2026	9:40 AM	-	28.51	-	37.1	-
	6/22/2026	9:35 AM	-	29.05	-	12.0	-
	6/29/2026	10:10 AM	-	28.62	-	14.9	-
	7/6/2026	10:57 AM	-	29.83	-	39.2	-
	7/9/2026	9:49 AM	29.13	29.15	0.02	79.1	Gauging completed after bailer check during samplling
	7/10/2026	10:26 AM	29.40	29.41	0.01	20.9	Approximately 0.023 gallons of LNAPL bailed
	7/13/2026	10:18 AM	-	29.29	-	56.9	-
	7/15/2026	10:22 AM	-	30.18	-	54.8	-
	7/17/2026	10:10 AM	-	29.80	-	31.7	-
	7/20/2026	10:21 AM	-	29.67	-	60.4	-
	7/22/2026	10:05 AM	-	28.84	-	90.4	-
	7/24/2026	10:30 AM	-	29.04	-	62.0	-
	7/27/2026	10:51 AM	-	28.91	-	11.1	-
	7/29/2026	10:29 AM	-	29.00	-	23.7	-
	7/31/2026	9:57 AM	-	31.50	-	39.9	-
	8/3/2026	10:45 AM	29.58	29.60	0.02	17.6	Approximately 0.013 gallons of LNAPL bailed
	8/5/2026	9:10 AM	28.73	28.74	0.01	67.4	Immeasurable volume recovered during hand bailing
	8/7/2026	10:25 AM	-	27.95	-	63.8	-
	8/10/2026	9:25 AM	29.60	29.61	0.01	50.3	Immeasurable volume recovered during hand bailing
	8/12/2026	9:30 AM	-	27.81	-	58.4	Bailer check clear
	8/14/2026	10:18 AM	-	28.36	-	9.9	Bailer check clear
	8/17/2026	9:28 AM	-	28.54	-	56.0	Bailer check clear
	8/19/2026	9:25 AM	-	28.86	-	56.1	Bailer check clear
	8/21/2026	9:15 AM	-	28.91	-	84.7	Bailer check clear
	8/24/2026	8:45 AM	-	28.78	-	120.3	Bailer check clear
	8/26/2026	9:30 AM	-	33.16	-	27.5	Bailer check clear
	8/28/2026	8:20 AM	-	27.37	-	80.0	Bailer check clear
	8/31/2026	12:01 PM	-	26.85	-	48.4	Bailer check clear

Table 3
Liquid-Level Gauging Data Summary

Well Location	Date	Time of Day	Depth to LNAPL (ft.)	Depth to Water (ft.)	LNAPL Thickness (ft.)	Well Head Screening (ppm)	Comments
Red Walker Road	3/20/2026	11:45 AM	49.46	49.48	0.02	0.0	Immeasurable volume recovered during hand bailing
	3/23/2026	10:19 AM	42.74	42.75	0.01	1.6	Immeasurable volume recovered during hand bailing
	3/25/2026	10:26 AM	47.69	47.70	0.01	3.7	Immeasurable volume recovered during hand bailing
	3/27/2026	10:04 AM	-	59.25	-	0.0	-
	3/30/2026	10:25 AM	-	69.40	-	0.0	-
	4/1/2026	10:15 AM	-	72.50	-	0.0	-
	4/3/2026	10:00 AM	-	47.09	-	0.2	-
	4/6/2026	9:30 AM	-	56.38	-	1.1	-
	4/8/2026	10:20 AM	-	42.61	-	1.9	-
	4/10/2026	9:30 AM	-	41.72	-	2.4	-
	4/13/2026	10:15 AM	-	79.36	-	0.2	-
	4/15/2026	9:57 AM	-	47.82	-	0.4	-
	4/17/2026	10:07 AM	-	49.86	-	0.0	-
	4/20/2026	9:40 AM	-	67.61	-	0.8	-
	4/22/2026	10:27 AM	-	53.18	-	2.6	-
	4/24/2026	9:26 AM	-	53.87	-	0.4	-
	4/27/2026	9:55 AM	-	50.90	-	0.3	-
	5/4/2026	9:10 AM	-	55.45	-	1.9	-
	5/11/2026	12:40 PM	-	64.08	-	2.0	-
	5/18/2026	9:50 AM	-	60.83	-	0.2	-
	5/26/2026	9:20 AM	-	56.31	-	0.4	-
	6/1/2026	9:25 AM	-	59.67	-	0.0	-
	6/8/2026	9:39 AM	-	58.68	-	0.0	-
	6/15/2026	9:24 AM	-	61.84	-	0.2	-
	6/22/2026	10:28 AM	-	61.48	-	0.9	-
	6/29/2026	9:22 AM	-	56.23	-	0.0	-
	7/6/2026	9:48 AM	-	58.57	-	0.0	-
	7/13/2026	9:32 AM	-	52.94	-	0.0	-
	7/20/2026	9:33 AM	-	59.48	-	0.0	-
	7/27/2026	9:21 AM	-	62.85	-	4.3	-
	8/3/2036	3:10 PM	-	54.10	-	0.4	-
	8/10/2026	9:56 AM	-	55.55	-	0.0	-
	8/17/2026	10:15 AM	-	53.61	-	0.0	Bailer check clear
	8/24/2026	9:43 AM	-	60.33	-	0.0	Bailer check clear
	8/31/2026	10:51 AM	-	56.02	-	0.0	-

Table 3
Liquid-Level Gauging Data Summary

Well Location	Date	Time of Day	Depth to LNAPL (ft.)	Depth to Water (ft.)	LNAPL Thickness (ft.)	Well Head Screening (ppm)	Comments
RW-1	3/22/2025	10:01 AM	-	43.53	-	62	-
	3/24/2025	9:51 AM	-	42.67	-	144	-
	3/25/2025	10:02 AM	-	42.81	-	88	-
	3/26/2025	10:18 AM	-	42.53	-	128	-
	3/27/2025	11:16 AM	-	42.62	-	93	-
	3/28/2025	10:45 AM	-	42.32	-	184.3	-
	3/29/2025	11:17 AM	-	41.93	-	69.8	-
	3/31/2025	11:35 AM	41.64	41.65	0.01	139.2	-
	4/1/2025	11:44 AM	-	42.14	-	224.9	-
	4/2/2025	12:01 PM	-	41.92	-	140.5	-
	4/3/2025	11:38 AM	-	40.91	-	127.6	-
	4/4/2025	11:10 AM	-	41.09	-	104.2	-
	4/5/2025	10:51 AM	-	40.53	-	149.0	-
	4/7/2025	11:10 AM	-	39.37	-	114.7	-
	4/7/2025	1:28 PM	-	39.33	-	NM	-
	4/8/2025	11:00 AM	-	39.22	-	139.2	-
	4/8/2025	1:07 PM	-	39.16	-	69.9	-
	4/9/2025	11:06 AM	-	39.51	-	58.2	-
	4/9/2025	1:07 PM	-	39.53	-	72.3	-
	4/10/2025	10:20 AM	-	40.55	-	56.7	-
	4/10/2025	1:02 PM	-	39.27	-	52.6	-
	4/11/2025	10:10 AM	-	38.85	-	57.5	-
	4/11/2025	12:01 PM	-	38.85	-	59.8	-
	4/12/2025	10:55 AM	-	38.52	-	53.9	-
	4/12/2025	1:45 PM	-	38.53	-	59.7	-
	4/14/2025	9:18 AM	-	37.25	-	102.4	-
	4/14/2025	12:28 PM	-	37.11	-	67.7	-
	4/15/2025	10:36 AM	-	36.18	-	61.6	-
	4/15/2025	12:03 PM	-	36.10	-	70.4	-
	4/16/2025	9:39 AM	-	35.80	-	41.4	-
	4/16/2025	11:07 AM	-	35.75	-	41.7	-
	4/17/2025	9:42 AM	-	35.49	-	51.5	-
	4/17/2025	11:07 AM	-	35.43	-	51.4	-
	4/18/2025	11:20 AM	-	34.44	-	44.3	-
	4/18/2025	12:23 PM	-	34.61	-	35.2	-
	4/19/2025	10:23 AM	-	33.89	-	36.8	-
	4/19/2025	11:32 PM	-	33.87	-	23.0	-
	4/21/2025	11:43 AM	-	33.54	-	28.3	-
	4/22/2025	10:25 AM	-	33.03	-	12.2	-
	4/23/2025	10:27 AM	-	33.35	-	6.1	-
	4/24/2025	10:20 AM	-	32.98	-	21.0	-
	4/25/2025	9:45 AM	-	32.80	-	12.0	-
	4/26/2025	9:59 AM	-	32.05	-	11.8	-
	4/28/2025	10:08 AM	-	32.53	-	17.8	-
	4/29/2025	10:18 AM	-	32.20	-	44.7	-
	4/30/2025	10:37 AM	-	32.21	-	44.6	-
	5/1/2025	10:15 AM	-	32.11	-	73.9	-
	5/2/2025	9:50 AM	-	34.21	-	72.6	-
	5/3/2025	12:55 PM	-	33.24	-	54.0	-
	5/5/2025	10:30 AM	-	33.22	-	21.5	-
	5/6/2025	11:12 AM	-	32.95	-	20.1	-
	5/7/2025	10:44 AM	-	32.42	-	15.1	-
	5/8/2025	10:25 AM	-	32.73	-	15.3	-
	5/9/2025	9:25 AM	-	32.79	-	12.9	-
	5/10/2025	11:24 AM	-	32.84	-	10.3	-
	5/12/2025	11:19 AM	-	32.77	-	12.8	-
	5/13/2025	11:10 AM	-	32.64	-	11.7	-
	5/14/2025	11:00 AM	-	32.20	-	4.8	-
	5/15/2025	11:05 AM	-	32.20	-	16.3	-
	5/16/2025	11:20 AM	-	28.34	-	6.0	-
	5/17/2025	11:05 AM	-	26.81	-	3.1	-
	5/19/2025	11:25 AM	-	25.76	-	23.6	-
	5/20/2025	10:22 AM	-	25.64	-	4.3	-
	5/21/2025	10:42 AM	-	25.22	-	3.2	-
	5/22/2025	10:54 AM	-	24.58	-	3.2	-
	5/23/2025	10:43 AM	-	24.35	-	4.4	-
	5/24/2025	10:54 AM	-	23.97	-	2.6	-
	5/27/2025	11:15 AM	-	22.52	-	0.0	-
	5/28/2025	11:05 AM	-	22.75	-	0.0	-
	5/29/2025	11:20 AM	-	22.77	-	0.0	-
	5/30/2025	10:50 AM	-	22.59	-	7.5	-
	5/31/2025	10:29 AM	-	22.49	-	0.0	-
	6/2/2025	11:02 AM	-	22.71	-	6.4	-
	6/3/2025	1:04 PM	-	23.23	-	7.8	-
	6/4/2025	11:18 AM	-	22.97	-	12.5	-
	6/6/2025	10:53 AM	-	22.99	-	8.2	-
	6/7/2025	10:07 AM	-	22.96	-	11.4	-
	6/9/2025	11:33 AM	-	23.83	-	2.3	-
	6/10/2025	-	-	23.80	-	0.0	-
	6/11/2025	11:20 AM	-	24.35	-	1.2	-
	6/12/2025	10:50 AM	-	24.84	-	8.2	-
	6/13/2025	11:01 AM	-	25.36	-	4.1	-
	6/14/2025	10:25 AM	-	25.10	-	15.1	-
	6/16/2025	10:48 AM	-	25.19	-	0.0	-
	6/17/2025	10:45 AM	-	24.86	-	0.0	-
	6/18/2025	10:50 AM	-	29.24	-	21.7	-
	6/19/2025	11:10 AM	-	26.70	-	11.7	-
	6/20/2025	10:50 AM	-	25.34	-	20.7	-
	6/21/2025	10:15 AM	-	26.94	-	13.8	-
	6/23/2025	11:06 AM	-	26.47	-	5.3	-
	6/23/2025	12:28 PM	-	26.44	-	5.1	-
	6/23/2025	1:48 PM	-	42.90	-	0.8	-
	6/24/2025	9:45 AM	-	42.89	-	0.2	-
	6/24/2025	10:56 AM	-	42.93	-	0.8	-
	6/24/2025	1:21 PM	-	43.01	-	0.7	-
	6/24/2025	2:32 PM	-	43.03	-	0.7	-
	6/25/2025	9:45 AM	-	42.89	-	0.0	-
	6/25/2025	11:05 AM	-	42.99	-	1.7	-
	6/26/2025	9:52 AM	-	42.99	-	0.0	-
	6/27/2025	10:09 AM	-	26.49	-	3.6	-
	6/28/2025	10:39 AM	-	26.50	-	2.6	-
	6/30/2025	11:10 AM	-	26.52	-	2.4	-
	7/1/2025	11:00 AM	-	27.05	-	3.1	-
	7/2/2025	11:20 AM	-	27.37	-	1.9	-
	7/3/2025	12:23 PM	-	26.63	-	3.5	-
	7/5/2025	10:11 AM	-	26.17	-	0.0	-
	7/7/2025	10:59 AM	-	25.76	-	1.5	-
	7/8/2025	11:18 AM	-	26.10	-	0.9	-
	7/9/2025	10:40 AM	-	25.79	-	1.5	-

Table 3
Liquid-Level Gauging Data Summary

Well Location	Date	Time of Day	Depth to LNAPL (ft.)	Depth to Water (ft.)	LNAPL Thickness (ft.)	Well Head Screening (ppm)	Comments
RW-1	7/10/2025	11:15 AM	-	28.12	-	1.4	-
	7/11/2025	10:10 AM	-	25.38	-	1.0	-
	7/12/2025	10:56 AM	-	25.94	-	0.6	-
	7/14/2025	10:55 AM	-	27.38	-	1.6	-
	7/17/2025	9:50 AM	-	26.69	-	0.5	-
	7/18/2025	9:49 AM	-	26.47	-	0.7	-
	7/19/2025	10:35 AM	-	27.44	-	0.6	-
	7/21/2025	10:16 AM	-	26.39	-	0.5	-
	7/22/2025	10:00 AM	-	26.26	-	0.7	-
	7/23/2025	10:31 AM	-	27.95	-	0.8	-
	7/24/2025	10:43 AM	-	26.47	-	0.9	-
	7/25/2025	10:36 AM	-	26.80	-	0.7	-
	7/26/2025	10:06 AM	-	26.52	-	5.6	-
	7/28/2025	9:56 AM	-	27.95	-	0.0	-
	7/29/2025	10:19 AM	-	27.28	-	0.7	-
	7/30/2025	11:10 AM	-	27.88	-	0.1	-
	7/31/2025	10:10 AM	-	27.88	-	0.8	-
	8/1/2025	10:45 AM	-	28.09	-	0.2	-
	8/2/2025	10:08 AM	-	28.45	-	0.0	-
	8/4/2025	11:44 AM	-	29.09	-	0.0	-
	8/5/2025	10:20 AM	-	29.25	-	2.9	-
	8/6/2025	10:53 AM	-	31.60	-	0.0	-
	8/7/2025	1:35 PM	-	30.96	-	0.0	-
	8/8/2025	10:45 AM	-	31.47	-	0.0	-
	8/9/2025	10:50 AM	-	31.30	-	0.0	-
	8/11/2025	1:49 PM	-	31.34	-	0.0	-
	8/12/2025	10:12 AM	-	33.59	-	0.2	-
	8/13/2025	9:10 AM	-	32.31	-	0.2	-
	8/14/2025	9:00 AM	-	32.08	-	0.1	-
	8/15/2025	9:00 AM	-	33.49	-	0.1	-
	8/16/2025	9:49 AM	-	33.72	-	1.3	-
	8/18/2025	10:16 AM	-	35.74	-	0.2	-
	8/19/2025	10:20 AM	-	37.02	-	1.7	-
	8/20/2025	10:40 AM	-	37.59	-	1.3	-
	8/21/2025	-	-	37.49	-	0.0	-
	8/22/2025	10:32 AM	-	37.66	-	0.1	-
	8/23/2025	9:58 AM	-	38.74	-	1.3	-
	8/25/2025	9:52 AM	-	38.74	-	0.0	-
	8/26/2025	10:30 AM	-	39.10	-	0.0	-
	8/27/2025	10:49 AM	-	39.66	-	0.2	-
	8/28/2025	10:24 AM	-	39.65	-	0.0	-
	8/29/2025	10:40 AM	-	40.45	-	0.1	-
	9/2/2025	10:12 AM	-	43.03	-	0.1	-
	9/3/2025	10:30 AM	-	42.99	-	0.0	-
	9/4/2025	-	-	43.02	-	28.5	-
	9/5/2025	10:01 AM	-	43.21	-	0.0	-
	9/6/2025	9:43 AM	-	43.60	-	1.3	-
	9/8/2025	1:05 PM	-	44.62	-	0.1	-
	9/9/2025	11:35 AM	-	44.63	-	0.0	-
	9/10/2025	9:29 AM	-	44.54	-	0.0	-
	9/13/2025	10:01 AM	-	44.56	-	0.1	-
	9/17/2025	1:34 PM	-	46.08	-	0.0	-
	9/22/2025	10:00 AM	-	46.54	-	0.0	-
	9/24/2025	3:11 PM	-	46.44	-	0.3	-
	10/9/2025	1:35 PM	-	47.74	-	0.3	-
	10/15/2025	1:00 PM	-	48.91	-	0.1	-
	10/24/2025	11:37 AM	-	51.25	-	0.0	-
	10/29/2025	11:16 AM	-	51.84	-	0.2	-
	11/5/2025	12:19 PM	-	49.47	-	0.1	-
	11/12/2025	12:42 PM	-	48.79	-	0.0	-
	11/20/2025	2:05 PM	-	49.42	-	0.0	-
	11/25/2025	10:31 AM	-	47.16	-	0.2	-
	12/3/2025	11:00 AM	-	46.39	-	0.0	-
	12/10/2025	9:45 AM	-	45.19	-	0.4	-
	12/17/2025	10:25 AM	-	44.83	-	0.0	-
	12/23/2025	10:00 AM	-	44.13	-	0.0	-
	1/6/2026	10:45 AM	-	35.78	-	0.2	-
	1/14/2026	9:12 AM	-	32.45	-	0.0	-
	1/21/2026	10:40 AM	-	30.90	-	0.0	-
	1/28/2026	10:27 AM	-	31.66	-	0.0	-
	2/4/2026	9:53 AM	-	33.48	-	0.0	-
	2/11/2026	9:55 AM	-	38.03	-	0.0	-
	2/18/2026	10:28 AM	-	39.20	-	0.0	-
	2/25/2026	10:56 AM	-	24.65	-	0.0	-
	3/4/2026	1:53 PM	-	21.89	-	0.2	-
	3/11/2026	9:45 AM	-	21.78	-	0.1	-
	3/18/2026	10:18 AM	-	22.10	-	0.0	-
	3/25/2026	10:13 AM	-	21.85	-	0.0	-
	4/1/2026	9:50 AM	-	22.63	-	0.1	-
	4/8/2026	9:40 AM	-	24.21	-	0.1	-
	4/15/2026	9:42 AM	-	24.87	-	0.1	-
	4/22/2026	9:48 AM	-	26.28	-	0.2	-
	4/29/2026	8:36 AM	-	25.92	-	0.1	-
	5/6/2026	9:52 AM	-	26.37	-	0.2	-
	5/12/2026	11:25 AM	-	27.36	-	0.0	-
	5/20/2026	9:05 AM	-	29.13	-	0.0	-
	5/27/2026	9:42 AM	-	26.15	-	0.2	-
	6/3/2026	9:37 AM	-	25.18	-	0.1	-
	6/10/2026	10:15 AM	-	26.57	-	0.1	-
	6/17/2026	10:30 AM	-	28.45	-	0.0	-
	6/24/2026	10:13 AM	-	30.38	-	0.2	-
	7/1/2026	9:35 AM	-	30.95	-	0.7	-
	7/8/2026	10:01 AM	-	31.85	-	0.3	-
	7/15/2026	12:52 PM	-	31.13	-	0.0	-
	7/22/2026	10:33 AM	-	29.50	-	0.4	-
	7/29/2026	9:28 AM	-	29.40	-	0.4	-
	8/5/2026	10:30 AM	-	30.15	-	0.0	-
	8/12/2026	9:52 AM	-	24.74	-	0.0	-
	8/19/2026	9:43 AM	-	26.08	-	0.0	-
	8/26/2026	9:46 AM	-	24.50	-	0.0	-

Table 3
Liquid-Level Gauging Data Summary

Well Location	Date	Time of Day	Depth to LNAPL (ft.)	Depth to Water (ft.)	LNAPL Thickness (ft.)	Well Head Screening (ppm)	Comments
RW-2	5/22/2025	3:35 PM	-	19.13	-	18.7	-
	5/23/2025	-	-	19.00		163.7	-
	5/24/2025	10:22 AM	-	18.30		244.8	Water could be heard trickling in the well
	5/27/2025	10:08 AM	-	19.77	-	31.7	-
	5/28/2025	9:50 AM	-	20.27	-	10.2	-
	5/29/2025	9:45 AM	-	20.70	-	0.0	-
	5/30/2025	9:50 AM	-	19.82	-	4.3	-
	5/31/2025	10:34 AM	-	20.07	-	0.0	-
	6/2/2025	9:52 AM	-	19.51	-	18.7	-
	6/3/2025	11:54 AM	-	19.24	-	14.8	-
	6/4/2025	11:02 AM	-	19.98	-	0.9	Well was developed via surge and purge (approximately 115 gallons of groundwater)
	6/5/2025	9:11 AM	-	20.45	-	16.5	-
	6/5/2025	11:37 AM	22.08	22.19	0.11	-	LNAPL detected after purging approximately 130 gallons of water; bailed approximately 4 gallons of LNAPL
	6/5/2025	12:12 PM	21.59	21.60	0.01	-	Bailed approximately 1.25 gallons of LNAPL
	6/5/2025	1:48 PM	22.59	22.60	0.01	-	Pumped approximately 30 gallons groundwater / 20 gallons LNAPL
	6/5/2025	2:53 PM	-	21.75	-	-	Socks deployed
	6/6/2025	09:15 AM	-	21.48	-	12.7	Socks removed (100% saturated)
	6/6/2025	11:19 AM	26.05	26.07	0.02	-	Pump approximately 175 gallons groundwater, 1 gallon of LNAPL
	6/6/2025	11:45 AM	-	23.16	-	-	-
	6/7/2025	10:25 AM	-	20.79	-	47.6	Socks <15% saturated
	6/9/2025	9:13 AM	*	21.89	*	6.7	* IFP did not detect the LNAPL during gauging Approximately 0.9 feet in bailer; 0.25 gallons bailed; Sock replaced (100% saturated)
	6/9/2025	12:25 PM	*	22.31	*	-	-
	6/10/2025	11:41 AM	23.73	24.03	0.30	-	1.75 gallons of LNAPL recovered via pumping; Sock replaced (100% saturated)
	6/10/2025	2:00 PM	26.21	26.24	0.03	-	-
	6/11/2025	10:00 AM	22.33	22.45	0.12	-	2.5 gallons of LNAPL recovered via pumping; Sock replaced (100% saturated)
	6/11/2025	11:36 AM	-	26.30	-	-	-
	6/12/2025	11:05 AM	-	22.10	-	198	2.5 gallons of LNAPL recovered via pumping
	6/12/2025	11:36 AM	-	26.30	-	-	-
	6/13/2025	9:30 AM	22.32	22.37	0.05	308	Groundwater recovery via pumping (225 gallons); Approximately 0.85 gallons of LNAPL recovered; Sock replaced (100% saturated)
	6/13/2025	11:17 AM	-	26.32	-	-	-
	6/14/2025	10:53 AM	22.35	22.39	0.04	235	Approximately 0.3 gallons of LNAPL hand bailed
	6/16/2025	9:15 AM	22.02	22.15	0.13	594	Groundwater recovery via pumping (200 gallons); Approximately 0.85 gallons of LNAPL recovered; Sock replaced (100% saturated)
	6/16/2025	-	-	25.30	-	-	-
	6/17/2025	12:53 PM	22.53	23.02	0.49	253	Groundwater recovery via pumping (100 gallons); Approximately 0.85 gallons of LNAPL recovered; Sock replaced (80% saturated)
	6/17/2025	-	24.47	24.70	0.23	-	-
	6/18/2025	9:45 AM	22.20	22.89	0.69	286	Groundwater recovery via pumping (200 gallons); Approximately 0.69 gallons of LNAPL recovered; Sock replaced (80% saturated)
	6/18/2025	-	23.80	23.82	0.02	-	-
	6/19/2025	9:10 AM	22.25	22.30	0.05	45.3	Groundwater recovery via pumping (200 gallons); Approximately 1.6 gallons of LNAPL recovered; Sock replaced (70% saturated)
	6/19/2025	-	24.15	24.17	0.02	-	-
	6/20/2025	9:16 AM	21.39	21.56	0.17	295.5	Groundwater recovery via pumping (200 gallons); Approximately 1.7 gallons of LNAPL recovered; Sock replaced (80% saturated)
	6/20/2025	-	25.40	25.41	0.01	-	-
	6/21/2025	10:30 AM	-	23.70	-	120.1	Sock replaced (60% saturated)
	6/23/2025	10:21 AM	22.90	22.93	0.03	-	-
	6/24/2025	9:17 AM	22.73	22.80	0.07	18.3	Bailed approximately 0.5 gallons of LNAPL
	6/24/2025	1:09 PM	22.80	22.85	0.05	260.4	-
	6/24/2025	2:45 PM	22.65	22.70	0.05	78.4	-
	6/25/2025	9:16 AM	22.65	22.68	0.03	70.8	-
	6/25/2025	10:37 AM	22.91	23.00	0.09	61.2	-
	6/25/2025	12:00 PM	22.84	22.95	0.11	68.4	-
	6/26/2025	9:19 AM	22.71	22.87	0.16	68.8	-
	6/27/2025	8:58 AM	22.66	24.50	1.84	105.3	-
	6/28/2025	11:13 AM	22.97	23.98	1.01	114.6	-
	6/30/2025	9:15 AM	22.62	22.90	0.28	71.5	Bailed approximately 0.5 gallons of LNAPL
	6/30/2025	-	-	23.54	-	-	-
	7/1/2025	9:00 AM	23.39	25.40	2.01	358.2	Bailed approximately 0.4 gallons of LNAPL after pump down for geophysics. Replaced sock (80% saturated)
	7/1/2025	-	24.60	24.62	0.02	-	-
	7/1/2025	12:25 PM	25.38	25.40	0.02	362.3	-
	7/2/2025	9:00 AM	23.50	23.65	0.15	285.3	Recovery via pumping (30 gallons); Approximately 1 gallon of LNAPL recovered; Sock replaced (80% saturated)
	7/2/2025	-	26.35	26.36	0.01	-	-
	7/2/2025	1:05 PM	28.42	28.44	0.02	293.6	-
	7/3/2025	9:01 AM	23.69	23.70	0.01	442.5	Bailed approximately 0.1 gallon of LNAPL; Sock removed (100% saturated)
	7/3/2025	-	23.79	23.80	0.01	-	Passive skimmer installed
	7/5/2025	11:46 AM	-	22.80	-	374.4	-
	7/5/2025	12:27 PM	-	22.83	-	118.3	-
	7/7/2025	10:20 AM	23.02	23.03	0.01	168.0	Recovered approximately 0.3 gallons of LNAPL via skimmer
	7/8/2025	10:25 AM	23.70	23.85	0.15	164.8	Recovered approximately 0.4 gallons of LNAPL via skimmer
	7/9/2025	11:28 AM	23.80	24.45	0.65	207.0	Recovered approximately 0.24 gallons of LNAPL via skimmer
	7/10/2025	10:04 AM	23.24	23.30	0.06	274.7	Recovered approximately 0.64 gallons of LNAPL via skimmer
	7/11/2025	9:12 AM	23.28	23.29	0.01	-	Recovered approximately 0.26 gallons of LNAPL via skimmer
	7/11/2025	-	23.34	23.55	0.21	-	Recovered approximately 0.85 gallons of LNAPL via skimmer
	7/12/2025	9:30 AM	23.49	23.69	0.20	205.5	Recovered approximately 0.3 gallons of LNAPL via skimmer
	7/14/2025	9:55 AM	24.31	24.33	0.02	139.3	Recovered approximately 0.7 gallons of LNAPL via skimmer
	7/14/2025	12:35 PM	23.93	23.96	0.03	124.8	Recovered approximately 0.06 gallons of LNAPL via skimmer
	7/15/2025	10:15 AM	24.64	24.77	0.13	164.7	Recovered approximately 0.4 gallons of LNAPL via skimmer. Recovered 2.5 gallons of LNAPL via pumping
	7/15/2025	12:47 PM	26.31	26.32	0.01	178.5	-
	7/16/2025	10:08 AM	23.65	23.80	0.15	132.2	Recovered approximately 0.05 gallons of LNAPL via skimmer. Recovered 2.2 gallons of LNAPL via pumping
	7/16/2025	12:35 PM	27.00	27.03	0.03	154.9	-
	7/17/2025	10:00 AM	23.37	23.80	0.43	151.0	Recovered approximately 0.85 gallons of LNAPL via skimmer. Recovered 2.52 gallons of LNAPL via pumping
	7/17/2025	12:55 PM	27.85	27.86	0.01	163.5	-
	7/18/2025	10:00 AM	23.84	23.85	0.01	100.0	Recovered approximately 0.85 gallons of LNAPL via skimmer. Recovered 2.3 gallons of LNAPL via pumping
	7/18/2025	1:13 PM	-	24.35	-	97.6	-
	7/19/2025	10:00 AM	27.94	27.96	0.02	103.4	Recovered approximately 0.06 gallons of LNAPL via skimmer.
	7/21/2025	10:33 AM	24.81	24.83	0.02	103.3	Recovered approximately 0.26 gallons of LNAPL via skimmer. Recovered approximately 2.6 gallons of LNAPL via pumping.
	7/21/2025	1:00 PM	-	28.00	-	-	-
	7/22/2025	10:06 AM	24.23	24.29	0.06	92.4	Recovered approximately 2.5 gallons of LNAPL via pumping.
	7/22/2025	12:30 PM	-	26.78	-	98.7	-

Table 3
Liquid-Level Gauging Data Summary

Well Location	Date	Time of Day	Depth to LNAPL (ft.)	Depth to Water (ft.)	LNAPL Thickness (ft.)	Well Head Screening (ppm)	Comments
RW-2	7/23/2025	9:00 AM	24.25	24.50	0.25	119.5	Recovered approximately 2.52 gallons of LNAPL via pumping.
	7/23/2025	12:30 PM	24.70	24.75	0.05	-	-
	7/23/2025	12:45 PM	-	25.40	-	122.3	-
	7/24/2025	9:47 AM	-	24.21	-	113.6	Recovered approximately 0.65 gallons of LNAPL via skimmer.
	7/24/2025	1:05 PM	-	27.29	-	-	Recovered approximately 2.5 gallons of LNAPL via pumping.
	7/25/2025	10:03 AM	23.97	24.03	0.06	73.6	Recovered approximately 0.13 gallons of LNAPL via skimmer. Recovered approximately 2.6 gallons of LNAPL via pumping.
	7/25/2025	10:05 AM	-	24.74	-	-	-
	7/25/2025	1:00 PM	-	26.30	-	-	-
	7/26/2025	11:10 AM	24.25	24.27	0.02	107.6	Recovered approximately 0.53 gallons of LNAPL via skimmer.
	7/28/2025	10:12 AM	24.19	24.65	0.46	370.4	Recovered approximately 0.8 gallons of LNAPL via skimmer and 2 gallons via pumping.
	7/28/2025	1:15 PM	-	27.01	-	-	-
	7/29/2025	9:44 AM	25.05	25.25	0.20	110.4	Recovered approximately 0.8 gallons of LNAPL via skimmer and 2.7 gallons via pumping.
	7/29/2025	1:30 PM	-	26.56	-	111.6	-
	7/30/2025	9:47 AM	25.01	25.29	0.28	36.4	Recovered approximately 0.52 gallons of LNAPL via skimmer and 2.5 gallons via pumping.
	7/30/2025	1:06 PM	-	27.92	-		-
	7/31/2025	9:40 AM	25.69	25.95	0.26	56.2	Recovered approximately 0.8 gallons of LNAPL via skimmer and 2.5 gallons via pumping.
	7/31/2025	1:05 PM	28.70	28.71	0.01	64.6	-
	8/1/2025	10:05 AM	25.79	25.95	0.16	81.1	Recovered approximately 0.8 gallons of LNAPL via skimmer and 2.4 gallons via pumping.
	8/1/2025	1:15 PM	-	28.08	-	-	-
	8/2/2025	10:37 AM	25.05	25.60	0.55	269.9	Recovered approximately 0.66 gallons of LNAPL via skimmer
	8/4/2025	10:15 AM	25.75	26.00	0.25	305.2	Recovered approximately 0.66 gallons of LNAPL via skimmer
	8/4/2025	12:40 PM	27.10	27.11	0.01	-	Recoverd approximately 0.9 gallons of LNAPL via pumping
	8/5/2025	9:35 AM	24.88	25.23	0.35	152.3	Recovered approximately 1.82 gallons of LNAPL via skimmer and pumping
	8/5/2025	11:52 AM	-	26.75	-	-	-
	8/6/2025	9:37 AM	24.30	24.68	0.38	124.2	Recovered approximately 1.82 gallons of LNAPL via skimmer and pumping
	8/6/2025	12:56 PM	-	26.50	-	-	-
	8/7/2025	9:37 AM	24.51	24.65	0.14	151.0	Recovered approximately 0.39 gallons of LNAPL via skimmer and pumping
	8/7/2025	11:41 AM	26.89	26.91	0.02	-	-
	8/8/2025	9:50 AM	25.00	25.15	0.15	197.8	Recovered approximately 1.10 gallons of LNAPL via skimmer and pumping
	8/8/2025	1:10 PM	-	25.78	-	-	-
	8/9/2025	9:40 AM	25.35	25.88	0.53	37.5	Recovered approximately 0.6 gallons of LNAPL via skimmer
	8/9/2025	11:30 AM	25.43	25.51	0.08	-	-
	8/11/2025	10:41 AM	24.84	25.92	1.08	218.3	Recovered approximately 0.97 gallons of LNAPL via skimmer and pumping
	8/11/2025	1:30 PM	-	26.05	-	-	-
	8/12/2025	11:01 AM	26.11	26.14	0.03	115.7	Recovered approximately 1.05 gallons of LNAPL via skimmer and pumping
	8/12/2025	1:45 PM	-	28.84	-	-	-
	8/13/2025	9:50 AM	25.60	25.72	0.12	103.8	Recovered approximately 0.73 gallons of LNAPL via skimmer and pumping
	8/13/2025	1:30 PM	26.61	26.63	0.02	-	-
	8/14/2025	9:40 AM	25.92	25.94	0.02	140	Recovered approximately 0.54 gallons of LNAPL via skimmer and pumping
	8/14/2025	1:30 PM	26.61	26.63	0.02	-	-
	8/15/2025	9:38 AM	25.85	25.94	0.09	120.0	Recovered approximately 0.7 gallons of LNAPL via skimmer and pumping
	8/15/2025	1:30 PM	28.08	28.09	0.01		-
	8/16/2025	10:20 AM	27.70	27.79	0.09	315.9	No volume of LNAPL recovered by skimmer
	8/18/2025	10:54 AM	26.38	26.47	0.09	207.3	Recovered approximately 2 gallons of LNAPL via skimmer and pumping
	8/18/2025	1:13 PM	28.11	28.19	0.08	204.2	-
	8/18/2025	1:19 PM	-	28.31	-	-	-
	8/19/2025	9:43 AM	25.98	26.05	0.07	207.0	Recovered approximately 2.06 gallons of LNAPL via skimmer and pumping
	8/19/2025	1:01 PM	26.40	26.41	0.01	62.3	-
	8/20/2025	11:04 AM	25.94	25.96	0.02	201.4	Recovered approximately 2.53 gallons of LNAPL via skimmer and pumping
	8/20/2025	1:31 PM	-	31.11	-	65.9	-
	8/21/2025	10:02 AM	25.75	25.90	0.15	100.1	Recovered approximately 2.6 gallons of LNAPL via pumping
	8/21/2025	12:30 PM	-	29.82	-	-	-
	8/22/2025	9:39 AM	25.90	25.95	0.05	106.6	Recovered approximately 1.52 gallons of LNAPL via skimmer and pumping
	8/22/2025	12:05 PM	26.90	26.91	0.01	97.8	-
	8/23/2025	9:58 AM	25.90	25.93	0.03	273.5	Recovered approximately 0.4 gallons of LNAPL via skimmer
	8/25/2025	10:10 AM	26.11	26.38	0.27	136.2	Recovered approximately 1.76 gallons of LNAPL via skimmer and pumping
	8/25/2025	12:46 PM	-	27.90	-	121.8	-
	8/26/2025	9:46 AM	26.29	26.40	0.11	121.7	Recovered approximately 1.75 gallons of LNAPL via skimmer and pumping
	8/26/2025	12:10 PM	-	28.02	-	120.5	-
	8/27/2025	9:40 AM	-	26.08	-	109.9	Recovered approximately 0.97 gallons of LNAPL via skimmer and pumping
	8/27/2025	12:35 PM	-	27.42	-	132.9	-
	8/28/2025	9:40 AM	-	26.15	-	105.4	Recovered approximately 2.25 gallons of LNAPL via skimmer and pumping
	8/28/2025	1:49 PM	-	27.99	-	116.4	-
	8/29/2025	9:47 AM	-	26.49	-	111.4	Recovered approximately 2.57 gallons of LNAPL via skimmer and pumping
	8/29/2025	12:30 PM	-	27.43	-	109.5	-
	9/2/2025	10:43 AM	-	27.34	-	56.7	Recovered approximately 1.42 gallons of LNAPL via skimmer and pumping
	9/2/2025	1:34 PM	-	28.25	-	47.4	-
	9/3/2025	9:47 AM	-	27.41	-	146.4	Recovered approximately 2.2 gallons of LNAPL via pumping
	9/3/2025	12:35 PM	-	28.35	-	132.6	-
	9/4/2025	9:45 AM	27.24	27.29	0.05	25.3	Recovered approximately 2 gallons of LNAPL via pumping
	9/4/2025	1:09 PM	-	29.47	-	125.4	-
	9/5/2025	9:22 AM	-	27.35	-	133.4	Recovered approximately 1.85 gallons of LNAPL via skimmer and pumping
	9/5/2025	12:05 PM	-	27.93	-	108.7	-
	9/6/2025	10:29 AM	27.42	27.46	0.04	210.2	-
	9/6/2025	-	-	27.46	-	-	-
	9/8/2025	10:03 AM	27.13	28.35	1.22	142.2	Recovered approximately 2.01 gallons of LNAPL via skimmer and pumping
	9/9/2025	9:45 AM	27.28	27.40	0.12	194.4	Recovered approximately 1 gallon of LNAPL via pumping
	9/10/2025	9:45 AM	26.86	26.89	0.03	187.3	Recovered approximately 1 gallon of LNAPL via pumping
	9/11/2025	9:35 AM	-	26.81	-	181.0	-
	9/12/2025	9:35 AM	-	27.16	-	174.7	-
	9/13/2025	9:38 AM	-	27.48	-	79.9	Recovered approximately 0.01 gallons of LNAPL via skimmer
	9/15/2025	10:15 AM	28.48	28.50	0.02	16.7	Recovered approximately 1.1 gallons of LNAPL via pumping
	9/15/2025	12:35 PM	-	28.57	-	16.3	-

Table 3
Liquid-Level Gauging Data Summary

Well Location	Date	Time of Day	Depth to LNAPL (ft.)	Depth to Water (ft.)	LNAPL Thickness (ft.)	Well Head Screening (ppm)	Comments
RW-2	9/16/2025	9:40 AM	27.11	27.19	0.08	80.5	Recovered approximately 1.2 gallons of LNAPL via skimmer and pumping
	9/16/2025	12:44 PM	-	28.53	-	62.7	-
	9/17/2025	9:29 AM	26.89	27.16	0.27	144.8	Recovered approximately 1.9 gallons of LNAPL via pumping
	9/17/2025	9:40 AM	27.50	27.67	0.17	-	-
	9/17/2025	12:00 PM	-	27.32	-	142.4	-
	9/18/2025	9:25 AM	26.23	26.45	0.22	468.3	Recovered approximately 1.7 gallons of LNAPL via pumping
	9/18/2025	12:25 PM	-	27.48	-	362.9	-
	9/19/2025	9:30 AM	27.03	27.07	0.04	377.1	Recovered approximately 1.8 gallons of LNAPL via skimmer and pumping
	9/19/2025	1:00 PM	-	28.45	-	325.2	-
	9/20/2025	9:15 AM	-	26.28	-	137.9	-
	9/22/2025	10:09 AM	26.52	26.55	0.03	132.6	Recovered approximately 0.63 gallons of LNAPL via skimmer and pumping
	9/22/2025	12:15 PM	-	28.45	-	-	-
	9/23/2025	9:50 AM	26.02	26.03	0.01	398.5	Recovered approximately 0.38 gallons of LNAPL via skimmer and pumping
	9/23/2025	12:02 PM	-	27.18	-	-	-
	9/24/2025	9:35 AM	26.59	26.61	0.02	367.1	Recovered approximately 0.45 gallons of LNAPL via skimmer and pumping
	9/24/2025	11:39 AM	-	28.70	-	-	-
	9/25/2025	9:40 AM	26.15	26.27	0.12	260.1	Recovered approximately 0.13 gallons of LNAPL via skimmer and pumping
	9/25/2025	11:48 AM	-	28.28	-	-	-
	9/26/2025	9:26 AM	25.99	26.03	0.04	848.2	Recovered approximately 0.07 gallons of LNAPL via skimmer and pumping
	9/26/2025	9:34 AM	-	28.60	-	-	-
	9/27/2025	9:33 AM	-	26.70	-	411.1	-
	9/29/2025	9:39 AM	26.86	26.88	0.02	147.4	Recovered approximately 0.75 gallons of LNAPL via skimmer and pumping
	9/29/2025	9:43 AM	27.16	27.20	0.04	-	-
	9/29/2025	1:15 PM	-	28.51	-	-	-
	9/30/2025	9:28 AM	27.36	27.37	0.01	273.7	Recovered approximately less than 0.01 gallons of LNAPL via pumping
	9/30/2025	1:05 PM	-	28.86	-	-	-
	10/1/2025	9:30 AM	-	26.51	-	233.6	Recovered approximately 0.01 gallons of LNAPL via skimmer
	10/1/2025	1:00 PM	-	28.26	-	-	-
	10/2/2025	9:19 AM	28.19	28.24	0.05	102.5	Recovered approximately 0.01 gallons of LNAPL via bailing / pumping
	10/2/2025	1:03 PM	-	29.03	-	-	-
	10/3/2025	9:21 AM	27.01	27.02	0.01	390.3	Recovered approximately 0.61 gallons of LNAPL via skimmer and pumping
	10/3/2025	12:53 PM	-	28.45	-	-	-
	10/4/2025	9:27 AM	27.73	27.75	0.02	388.2	Recovered approximately 0.5 gallons of LNAPL via skimmer
	10/6/2025	9:51 AM	27.19	27.29	0.10	275.0	Recovered approximately 0.8 gallons of LNAPL via skimmer and pumping
	10/7/2025	9:20 AM	26.80	26.84	0.04	229.5	Recovered approximately 0.47 gallons of LNAPL via skimmer and pumping
	10/7/2025	1:00 PM	-	27.59	-	-	-
	10/8/2025	9:25 AM	26.90	26.91	0.01	579.9	Recovered approximately 0.21 gallons of LNAPL via skimmer and pumping
	10/8/2025	12:35 PM	-	28.90	-	-	-
	10/9/2025	9:25 AM	27.45	27.73	0.28	279.1	Recovered approximately 0.26 gallons of LNAPL via skimmer and pumping
	10/9/2025	12:30 PM	28.15	28.16	0.01	-	-
	10/10/2025	9:15 AM	27.19	27.20	0.01	364.7	Recovered approximately 0.52 gallons of LNAPL via skimmer and pumping
	10/10/2025	12:30 PM	29.80	29.81	0.01	-	-
	10/11/2025	9:37 AM	27.05	27.06	0.01	176.1	Recovered approximately 0.39 gallons of LNAPL via skimmer
	10/13/2025	10:12 AM	26.95	26.96	0.01	321.3	Recovered approximately 0.52 gallons of LNAPL via skimmer and pumping
	10/13/2025	12:30 PM	-	28.20	-	-	-
	10/14/2025	9:36 AM	27.30	27.31	0.01	737.3	Recovered approximately 0.26 gallons of LNAPL via skimmer and pumping
	10/14/2025	12:30 PM	29.84	29.85	0.01	-	-
	10/15/2025	9:27 AM	27.39	27.42	0.03	524.0	-
	10/15/2025	11:50 AM	28.19	28.22	0.03	-	Immeasurable LNAPL sheen recovered via pumping
	10/16/2025	9:31 AM	27.41	27.45	0.04	302.1	
	10/16/2025	12:10 PM	27.95	28.00	0.05	-	Immeasurable LNAPL sheen recovered via pumping
	10/17/2025	9:27 AM	27.45	27.46	0.01	605.1	Recovered approximately 0.34 gallons of LNAPL via skimmer
	10/17/2025	12:05 PM	28.20	28.21	0.01	-	Immeasurable LNAPL sheen recovered via pumping
	10/18/2025	9:20 AM	-	27.79	-	423.5	Recovered approximately 0.39 gallons of LNAPL via skimmer
	10/20/2025	9:50 AM	27.43	27.46	0.03	361.9	Recovered approximately 0.46 gallons of LNAPL via skimmer
	10/20/2025	12:31 PM	29.55	29.56	0.01	-	Immeasurable LNAPL sheen recovered via pumping
	10/21/2025	9:43 AM	27.65	27.70	0.05	364.1	Recovered approximately 0.81 gallons of LNAPL via skimmer
	10/21/2025	12:31 PM	-	29.28	-	-	Immeasurable LNAPL sheen recovered via pumping
	10/22/2025	9:18 AM	27.49	27.56	0.07	389.2	Recovered approximately 0.32 gallons of LNAPL via skimmer
	10/22/2025	12:32 PM	-	29.38	-	-	Recovered approximately 1.9 gallons of LNAPL via pumping
	10/23/2025	9:22 AM	27.45	27.48	0.03	359.2	Recovered approximately 0.2 gallons of LNAPL via skimmer
	10/23/2025	12:32 PM	-	29.40	-		Recovered approximately 1.8 gallons of LNAPL via pumping
	10/24/2025	9:17 AM	27.74	27.76	0.02	391.0	Recovered approximately 0.1 gallons of LNAPL via skimmer
	10/24/2025	12:33 PM	-	29.70	-		Recovered approximately 1.8 gallons of LNAPL via pumping
	10/25/2025	9:28 AM	27.52	27.55	0.03	494.4	Recovered approximately 0.39 gallons of LNAPL via skimmer
	10/27/2025	9:54 AM	27.47	28.08	0.61	281.2	Recovered approximately 0.79 gallons of LNAPL via skimmer
	10/27/2025	12:40 PM	-	29.15	-	-	Immeasurable LNAPL sheen recovered via pumping
	10/28/2025	9:13 AM	27.68	27.70	0.02	520.3	Recovered approximately 0.49 gallons of LNAPL via skimmer
	10/28/2025	12:45 PM	28.20	28.24	0.04	-	Immeasurable LNAPL sheen recovered via pumping
	10/29/2025	9:09 AM	27.40	27.55	0.15	665.7	Recovered approximately 0.49 gallons of LNAPL via skimmer
	10/29/2025	1:00 PM	29.44	29.45	0.01	-	Immeasurable LNAPL sheen recovered via pumping
	10/30/2025	9:13 AM	27.41	27.46	0.05	583	Recovered approximately 0.29 gallons of LNAPL via skimmer
	10/30/2025	12:40 PM	28.36	28.38	0.02	-	Immeasurable LNAPL sheen recovered via pumping
	10/31/2025	9:15 AM	27.16	27.17	0.01	523	Recovered approximately 0.06 gallons of LNAPL via skimmer
	10/31/2025	12:40 PM	-	28.20	-	-	Immeasurable LNAPL sheen recovered via pumping
	11/1/2025	9:12 AM	-	27.25	-	266.9	Recovered approximately 0.006 gallons of LNAPL via skimmer
	11/3/2025	9:45 AM	28.24	28.25	0.01	65.0	Recovered approximately 0.006 gallons of LNAPL via skimmer
	11/3/2025	12:45 PM	-	29.89	-	-	Immeasurable LNAPL sheen recovered via pumping
	11/4/2025	9:03 AM	-	27.67	-	95.2	-
	11/4/2025	12:50 PM	-	29.30	-	-	Immeasurable LNAPL sheen recovered via pumping
	11/5/2025	9:24 AM	-	27.70	-	53.6	Recovered approximately 0.002 gallons of LNAPL via skimmer
	11/5/2025	1:35 PM	-	29.20	-	-	Immeasurable LNAPL sheen recovered via pumping
	11/6/2025	9:24 AM	27.94	27.95	0.01	170	-
	11/6/2025	12:35 PM	-	29.46	-	-	Immeasurable LNAPL sheen recovered via pumping
	11/7/2025	9:18 AM	-	27.96	-	158.6	-
	11/7/2025	1:00 PM	-	29.24	-	-	Immeasurable LNAPL sheen recovered via pumping
	11/8/2025	9:33 AM	-	27.85	-	174.9	Recovered approximately 0.02 gallons of LNAPL via skimmer
	11/10/2025	9:51 AM	27.60	27.61	0.01	166.9	Recovered approximately 0.002 gallons of LNAPL via skimmer
	11/10/2025	12:51 PM	-	29.54	-	-	Immeasurable LNAPL sheen recovered via pumping
	11/11/2025	9:01 AM	-	27.66	-	51.3	Immeasurable LNAPL sheen recovered via skimmer
	11/11/2025	12:50 PM	-	29.44	-	-	Immeasurable LNAPL sheen recovered via pumping

Table 3
Liquid-Level Gauging Data Summary

Well Location	Date	Time of Day	Depth to LNAPL (ft.)	Depth to Water (ft.)	LNAPL Thickness (ft.)	Well Head Screening (ppm)	Comments
RW-2	11/12/2025	9:14 AM	-	27.39	-	145.6	Immeasurable LNAPL sheen recovered via skimmer
	11/12/2025	1:00 PM	-	29.14	-	-	Immeasurable LNAPL sheen recovered via pumping
	11/13/2025	9:08 AM	-	27.81	-	93.1	Immeasurable LNAPL sheen recovered via skimmer
	11/13/2025	12:57 PM	-	29.36	-	-	Immeasurable LNAPL sheen recovered via pumping
	11/14/2025	9:20 AM	-	27.78	-	102.7	Immeasurable LNAPL sheen recovered via skimmer
	11/14/2025	12:56 PM	-	29.45	-	-	Immeasurable LNAPL sheen recovered via pumping
	11/15/2025	9:25 AM	-	27.88	-	69.6	Recovered approximately 0.01 gallons of LNAPL via skimmer
	11/17/2025	10:40 AM	28.20	28.21	0.01	100.2	-
	11/17/2025	1:00 PM	-	28.80	-	-	Immeasurable LNAPL sheen recovered via pumping
	11/18/2025	9:30 AM	-	28.07	-	49.4	Recovered approximately 0.001 gallons of LNAPL via skimmer
	11/18/2025	1:00 PM	-	29.44	-	-	Immeasurable LNAPL sheen recovered via pumping
	11/19/2025	9:09 AM	-	31.63	-	24.3	Immeasurable LNAPL sheen recovered via skimmer
	11/19/2025	1:07 PM	-	28.64	-	-	Immeasurable LNAPL sheen recovered via pumping
	11/20/2025	9:18 AM	-	27.80	-	194.5	-
	11/20/2025	1:05 PM	-	27.43	-	-	Immeasurable LNAPL sheen recovered via pumping
	11/21/2025	9:37 AM	-	27.65	-	119.8	-
	11/21/2025	12:55 PM	-	29.40	-	-	Immeasurable LNAPL sheen recovered via pumping
	11/22/2025	9:46 AM	-	28.25	-	77.4	-
	11/24/2025	10:08 AM	-	28.38	-	151.8	Immeasurable LNAPL sheen recovered via skimmer
	11/24/2025	12:30 PM	-	29.55	-	-	Immeasurable LNAPL sheen recovered via pumping
	11/25/2025	9:21 AM	-	28.08	-	129.4	Immeasurable LNAPL sheen recovered via skimmer
	11/25/2025	12:33 PM	-	29.39	-	-	Immeasurable LNAPL sheen recovered via pumping
	11/26/2025	9:37 AM	-	27.84	-	209.5	-
	11/26/2025	11:02 AM	-	29.20	-		Immeasurable LNAPL sheen recovered via pumping
	12/1/2025	10:58 AM	27.24	27.27	0.03	349.1	-
	12/1/2025	1:05 PM	-	28.05	-		Immeasurable LNAPL sheen recovered via pumping
	12/2/2025	9:34 AM	26.94	26.95	0.01	536.1	-
	12/2/2025	12:50 PM	-	28.05	-	-	Immeasurable LNAPL sheen recovered via pumping
	12/3/2025	10:01 AM	26.59	26.60	0.01	497.0	Recovered approximately 0.05 gallons of LNAPL via skimmer
	12/3/2025	12:38 PM	-	28.14	-	-	Immeasurable LNAPL sheen recovered via pumping
	12/4/2025	9:22 AM	26.24	26.27	0.03	385.0	-
	12/4/2025	12:30 PM	28.18	28.20	0.02	-	Immeasurable LNAPL sheen recovered via pumping
	12/5/2025	9:52 AM	26.48	26.49	0.01	452.0	Recovered approximately 0.066 gallons of LNAPL via skimmer
	12/5/2025	2:05 PM	-	27.40	-	-	Immeasurable LNAPL sheen recovered via pumping
	12/6/2025	9:25 AM	-	26.18	-	298.8	Recovered approximately 0.02 gallons of LNAPL via skimmer
	12/8/2025	10:10 AM	-	27.03	-	472.7	Recovered approximately 0.05 gallons of LNAPL via skimmer
	12/8/2025	12:30 PM	-	28.20	-	-	Immeasurable LNAPL sheen recovered via pumping
	12/9/2025	9:30 AM	-	26.54	-	349.9	Recovered approximately 0.02 gallons of LNAPL via skimmer
	12/9/2025	12:33 PM	-	28.58	-	-	Immeasurable LNAPL sheen recovered via pumping
	12/10/2025	9:50 AM	-	27.13	-	329.3	-
	12/10/2025	12:30 PM	-	27.81	-	-	Immeasurable LNAPL sheen recovered via pumping
	12/11/2025	9:35 AM	-	27.09	-	311.5	-
	12/11/2025	12:34 PM	-	28.89	-	-	Immeasurable LNAPL sheen recovered via pumping
	12/12/2025	9:39 AM	27.45	27.49	0.04	78.6	-
	12/12/2025	12:35 PM	-	29.48	-	-	Immeasurable LNAPL sheen recovered via pumping
	12/13/2025	9:55 AM	-	27.64	-	228.2	-
	12/15/2025	10:22 AM	27.70	27.72	0.02	242.5	Recovered approximately 0.02 gallons of LNAPL via skimmer
	12/17/2025	09:41 AM	27.55	27.56	0.01	355.1	Recovered approximately 0.04 gallons of LNAPL via skimmer
	12/19/2025	10:05 AM	26.66	26.79	0.13	518.8	Recovered approximately 0.063 gallons of LNAPL via skimmer
	12/22/2025	10:40 AM	25.38	25.39	0.01	558.0	Recovered approximately 0.01 gallons of LNAPL via skimmer
	12/24/2025	9:42 AM	-	25.24	-	423.2	Recovered approximately 0.02 gallons of LNAPL via skimmer
	12/29/2025	9:30 AM	-	26.03	-	425	-
	12/31/2025	10:05 AM	25.54	25.58	0.04	381.7	Recovered approximately 0.01 gallons of LNAPL via skimmer
	1/5/2026	10:10 AM	-	26.03	-	338.8	Recovered approximately 0.03 gallons of LNAPL via skimmer
	1/7/2026	9:57 AM	25.45	25.46	0.01	139.2	Recovered approximately 0.84 gallons of LNAPL via skimmer
	1/9/2026	9:48 AM	26.39	26.40	0.01	433.7	Recovered approximately 0.01 gallons of LNAPL via skimmer
	1/12/2026	9:50 AM	-	25.06	-	641.8	-
	1/14/2026	9:34 AM	24.24	24.29	0.05	558.6	Recovered approximately 0.05 gallons of LNAPL via skimmer
	1/15/2026	9:20 AM	-	25.30	-	717.5	Recovered approximately 0.013 gallons of LNAPL via skimmer
	1/19/2026	10:33 AM	-	25.15	-	597.1	Recovered approximately 0.105 gallons of LNAPL via skimmer
	1/21/2026	9:45 AM	-	25.19	-	456.3	Recovered approximately 0.818 gallons of LNAPL via skimmer
	1/23/2026	9:53 AM	-	25.40	-	128.6	Recovered approximately 0.818 gallons of LNAPL via skimmer
	1/28/2026	10:07 AM	-	25.60	-	434.2	Recovered approximately 0.422 gallons of LNAPL via skimmer
	1/30/2026	10:05 AM	-	25.70	-	84.5	-
	2/2/2026	1:05 PM	26.12	26.28	0.16	211.7	Recovered approximately 0.34 gallons of LNAPL via skimmer and hand bailing
	2/4/2026	11:05 AM	26.63	26.65	0.02	302.5	Recovered approximately 0.076 gallons of LNAPL via skimmer and hand bailing
	2/6/2026	11:00 AM	26.06	26.07	0.01	354.7	Recovered approximately 0.059 gallons of LNAPL via skimmer
	2/9/2026	11:00 AM	26.91	26.98	0.07	258.0	Recovered approximately 0.058 gallons of LNAPL via skimmer
	2/11/2026	9:45 AM	26.92	26.94	0.02	156.0	Recovered approximately 0.01 gallons of LNAPL via skimmer
	2/13/2026	9:31 AM	-	27.40	-	366.1	Recovered approximately 0.079 gallons of LNAPL via skimmer
	2/16/2026	10:40 AM	-	26.92	-	490.0	Recovered approximately 0.033 gallons of LNAPL via skimmer
	2/20/2026	10:43 AM	-	23.19	-	286.2	Recovered approximately 0.13 gallons of LNAPL via skimmer
	2/24/2026	11:12 AM	-	19.69	-	122.7	Recovered approximately 0.052 gallons of LNAPL via skimmer
	2/25/2026	10:10 AM	-	19.35	-	578	Recovered approximately 0.046 gallons of LNAPL via skimmer
	2/27/2026	10:11 AM	-	19.64	-	261	Recovered approximately 0.026 gallons of LNAPL via skimmer; skimmer removed and sock deployed
	3/2/2026	9:35 AM	-	19.19	-	351.1	Approximately 0.6 gallons recovered from sock; sock replaced
	3/4/2026	10:10 AM	-	18.58	-	456.2	Approximately 1 gallon recovered from sock; sock replaced
	3/6/2026	9:45 AM	-	16.19	-	175.3	Approximately 0.208 gallons recovered from sock; sock replaced
	3/9/2026	10:03 AM	-	15.20	-	339.4	Approximately 0.26 gallons recovered from sock; sock replaced
	3/11/2026	10:00 AM	-	15.49	-	219.9	Approximately 0.8 gallons recovered from sock; sock replaced
	3/13/2026	10:12 AM	-	18.01	-	489.6	Approximately 0.5 gallons recovered from sock; sock replaced
	3/16/2026	10:05 AM	-	17.81	-	227.5	Approximately 0.5 gallons recovered from sock; sock replaced
	3/18/2026	9:19 AM	-	15.96	-	413.0	Approximately 0.7 gallons recovered from sock; sock replaced
	3/20/2026	9:40 AM	-	15.94	-	608.0	-
	3/23/2026	9:31 AM	-	16.73	-	70.7	-
	3/25/2026	10:03 AM	-	16.88	-	62.9	Approximately 0.25 gallons recovered from sock; sock replaced
	3/27/2026	9:28 AM	-	17.35	-	21.7	-
	3/30/2026	9:39 AM	-	17.22	-	9.4	Approximately 0.2 gallons recovered from sock; sock replaced
	4/1/2026	9:30 AM	-	18.15	-	15.4	-
	4/3/2026	9:30 AM	-	19.59	-	58.8	Approximately 0.2 gallons recovered from sock; sock replaced
	4/6/2026	10:40 AM	-	20.95	-	38.6	Approximately 0.7 gallons recovered from sock; sock replaced; Immeasurable LNAPL sheen recovered via pumping
	4/8/2026	10:30 AM	-	20.24	-	196.5	Immeasurable LNAPL sheen recovered via pumping
	4/10/2026	10:00 AM	-	21.03	-	154.5	Approximately 0.6 gallons recovered from sock; sock replaced; Immeasurable LNAPL sheen recovered via pumping
	4/13/2026	10:17 AM	-	22.47	-	72.8	Immeasurable LNAPL sheen recovered via pumping
	4/15/2026	10:22 AM	-	23.16	-	86.5	Approximately 1 gallon recovered from sock; sock replaced; Immeasurable LNAPL sheen recovered via pumping
	4/17/2026	10:25 AM	-	24.06	-	49.0	Approximately 0.6 gallons recovered from sock; sock not replaced; Immeasurable LNAPL sheen recovered via pumping
	4/20/2026	10:15 AM	24.04	24.09	0.05	54.3	Immeasurable LNAPL sheen recovered via pumping
	4/22/2026	9:55 AM	25.33	25.66	0.33	154.9	Approximately 0.32 gallons recovered via hand bailing
	4/29/2026	3:24 PM	-	25.64	-	77.9	-
	4/30/2026	10:25 AM	-	24.70	-	-	-
	5/1/2026	10:05 AM	24.85	24.86	0.01	222.7	Approximately 0.026 gallons recovered via hand bailing
	5/4/2026	11:45 AM	-	26.97	-	317	-
	5/6/2026	9:55 AM	26.29	26.30	0.01	132	Approximately 5 gallons recovered via pumping
	5/8/2026	9:30 AM	26.21	26.22	0.01	51	Immeasurable LNAPL sheen recovered via pumping
	5/11/2026	10:35 AM	-	27.28	-	37	-

Table 3
Liquid-Level Gauging Data Summary

Well Location	Date	Time of Day	Depth to LNAPL (ft.)	Depth to Water (ft.)	LNAPL Thickness (ft.)	Well Head Screening (ppm)	Comments
RW-2	5/13/2026	9:50 AM	27.20	27.54	0.34	171	Approximately 0.422 gallons recovered via hand bailing; Immeasurable LNAPL sheen recovered via pumping
	5/15/2026	9:02 AM	26.63	26.64	0.01	414.3	Approximately 0.026 gallons recovered via hand bailing
	5/18/2026	9:55 AM	27.28	27.47	0.19	60.0	Immeasurable LNAPL sheen recovered via pumping
	5/20/2026	9:50 AM	27.65	28.25	0.60	589.0	Immeasurable LNAPL sheen recovered via pumping
	5/22/2026	8:45 AM	-	27.28	-	27.1	-
	5/26/2026	9:34 AM	-	25.26	-	217.1	-
	5/27/2026	9:56 AM	-	24.65	-	258.3	-
	5/29/2026	9:50 AM	-	25.29	-	71.6	-
	6/1/2026	10:14 AM	-	25.37	-	39.2	-
	6/3/2026	9:30 AM	19.89	23.50	3.61	53.0	Approximately 0.53 gallons recovered via hand bailing
	6/3/2026	2:00 PM	-	28.21	-	-	Approximately 2 gallons recovered via pumping
	6/5/2026	10:05 AM	-	26.03	-	204.4	-
	6/8/2026	9:46 AM	26.37	26.44	0.07	58.2	Approximately 0.005 gallons recovered via hand bailing
	6/10/2026	9:43 AM	26.89	27.08	0.19	161.0	Approximately 0.066 gallons recovered via hand bailing
	6/12/2026	9:55 AM	26.85	26.89	0.04	177.2	Approximately 0.011 gallons recovered via hand bailing
	6/15/2026	10:20 AM	27.42	27.65	0.23	239.5	Approximately 0.29 gallons recovered via hand bailing
	6/17/2026	9:48 AM	26.60	27.59	0.99	347.7	Approximately 5 gallons recovered via pumping
	6/19/2026	10:15 AM	-	26.09	-	447.2	-
	6/22/2026	10:21 AM	-	26.68	-	154.4	-
	6/24/2026	9:36 AM	26.31	27.04	0.73	330.2	Approximately 3.5 gallons recovered via pumping
	6/26/2026	9:32 AM	25.91	25.99	0.08	485.5	Approximately 0.092 gallons recovered via hand bailing
	6/29/2026	10:02 AM	-	26.49	-	276.3	-
	7/1/2026	9:44 AM	-	28.38	-	155.1	-
	7/2/2026	8:53 AM	-	28.08	-	140.7	-
	7/6/2026	10:15 AM	-	27.04	-	116.1	-
	7/8/2026	9:33 AM	26.77	26.80	0.03	99.3	Approximately 5 gallons recovered via pumping
	7/10/2026	9:55 AM	26.65	26.69	0.04	207.7	Approximately 0.13 gallons recovered via hand bailing; Approximately 5 gallons recovered via pumping
	7/13/2026	10:45 AM	27.09	27.11	0.02	176.1	Approximately 0.211 gallons recovered via hand bailing
	7/15/2026	9:41 AM	27.45	27.50	0.05	254.6	Approximately 0.026 gallons recovered via hand bailing
	7/17/2026	9:30 AM	27.53	27.54	0.01	277.7	Approximately 0.026 gallons recovered via hand bailing
	7/20/2026	9:58 AM	-	26.84	-	236.5	-
	7/22/2026	9:40 AM	-	26.50	-	380.7	-
	7/24/2026	9:28 AM	-	27.02	-	312.1	-
	7/27/2026	10:18 AM	26.93	26.95	0.02	143.0	Approximately 0.053 gallons recovered via hand bailing
	7/29/2026	9:49 AM	-	26.91	-	304.4	-
	7/31/2026	9:38 AM	31.01	31.05	0.04	182.1	Approximately 0.053 gallons recovered via hand bailing
	8/3/2026	2:05 PM	26.68	26.81	0.13	396.4	Approximately 0.46 gallons recovered via hand bailing
	8/5/2026	10:20 AM	25.84	25.85	0.01	396.2	Approximately 0.35 gallons recovered via hand bailing
	8/7/2026	11:00 AM	-	25.19	-	269.3	-
	8/10/2026	10:45 AM	-	25.74	-	259.6	Approximately 2 gallons recovered via pumping
	8/12/2026	9:47 AM	-	23.26	-	260.8	Bailer Check Clear
	8/14/2026	10:15 AM	-	25.81	-	134.8	Approximately 1.5 gallons recovered via pumping
	8/17/2026	9:00 AM	-	25.55	-	74.9	Approximately 1.03 gallons recovered via hand bailing and pumping
	8/19/2026	9:30 AM	-	26.06	-	18.8	Bailer Check Clear
	8/21/2026	9:48 AM	-	25.43	-	54.5	Approximately 2 gallons recovered via pumping
	8/24/2026	8:50 AM	-	23.82	-	5.5	Approximately 2 gallons recovered via pumping
	8/26/2026	9:11 AM	-	23.58	-	10.5	Bailer Check Clear
	8/28/2026	8:29 AM	-	23.27	-	148.7	Approximately 1.13 gallons recovered via hand bailing and pumping
	8/31/2026	9:40 AM	-	22.33	-	258.6	Approximately 0 gallons recovered via pumping; bailer check clear

Table 3
Liquid-Level Gauging Data Summary

Well Location	Date	Time of Day	Depth to LNAPL (ft.)	Depth to Water (ft.)	LNAPL Thickness (ft.)	Well Head Screening (ppm)	Comments
RW-3	5/23/2025	9:10 AM	19.71	19.75	0.04	686	Approximately 1 - 2 gallons of LNAPL purged via pump
	5/24/2025	10:12 AM	19.49	19.49	-	139.3	Sheen observed; bailed approximately 0.01 gallons of LNAPL
	5/27/2025	10:15 AM	25.08	25.10	0.02	120.0	Approximately 0.2 gallons of LNAPL bailed. Sock was removed (60%)
	5/27/2025	12:10 PM	23.03	23.07	0.04	92.4	Approximately 0.2 gallons of LNAPL bailed
	5/28/2025	10:05 AM	20.21	20.36	0.15	568.3	Approximately 0.15 gallons of LNAPL bailed
	5/28/2025	12:05 PM	20.31	20.43	0.12	570.1	Approximately 0.15 gallons of LNAPL bailed
	5/29/2025	10:00 AM	20.02	20.29	0.27	460.5	Approximately 0.2 gallons of LNAPL bailed
	5/29/2025	12:35 PM	20.00	20.31	0.31	810.1	Approximately 0.2 gallons of LNAPL bailed
	5/30/2025	10:15 AM	20.11	20.60	0.49	892.1	Approximately 0.2 gallons of LNAPL bailed
	5/30/2025	11:50 AM	20.05	20.38	0.33	550.9	Approximately 0.2 gallons of LNAPL bailed
	5/31/2025	10:39 AM	20.49	21.07	0.58	1,039	Approximately 2 gallons of LNAPL bailed
	6/2/2025	9:57 AM	20.50	20.90	0.40	492.1	Approximately 0.5 gallons of LNAPL bailed
	6/2/2025	10:32 AM	20.76	20.84	0.08	-	-
	6/3/2025	12:05 PM	20.21	20.28	0.07	533.1	Approximately 0.5 gallons of LNAPL bailed
	6/3/2025	1:40 PM	20.18	20.19	0.01	481.4	Absorbent Sock Deployed
	6/4/2025	12:40 PM	20.98	21.23	0.25	522.7	Sock was removed (100% saturated); well was developed; approximately 110 gallons of groundwater and 1 gallon of LNAPL purged)
	6/4/2025	1:02 PM	24.15	24.16	0.01	133.8	Absorbent Sock Deployed
	6/5/2025	9:16 AM	21.21	21.34	0.13	619.8	Sock was removed (100% saturated)
	6/5/2025	10:10 AM	21.96	21.97	0.01	-	-
	6/5/2025	11:09 AM	21.31	21.32	0.01	-	Grundfos pump used to pump down water level; approximately 1.67 gallons of LNAPL and 200 gallons of groundwater were extracted
	6/6/2025	9:18 AM	21.41	21.52	0.11	233	Socks removed (100% saturated); hand bailed LNAPL 1.75 gallons removed
	6/6/2025	10:36 AM	30.04	30.05	0.01	-	Socks removed (100% saturated); pump approximately 50 gallons groundwater, approximately 20 gallons were LNAPL
	6/7/2025	10:31 AM	-	21.04	-	336.2	Sock removed (100% saturated)
	6/9/2025	9:25 AM	22.40	22.51	0.11	548	Sock removed (100% saturated); approximatley 2 gallons LNAPL bailed
	6/9/2025	12:47 PM	22.97	23.00	0.03	-	-
	6/10/2025	10:00 AM	24.67	24.91	0.24	704	1.75 gallons of LNAPL recovered via pumping; Sock removed (50% saturated); groundwater + LNAPL recovery via pumping (175 gallons)
	6/10/2025	12:42 PM	26.56	26.58	0.02	-	-
	6/11/2025	12:00 PM	-	22.30	-	-	Sock removed (100% saturated); groundwater recovery via pumping (170 gallons)
	6/11/2025	14:45 PM	-	33.05	-	-	-
	6/12/2025	9:45 AM	22.59	22.66	0.07	239	Sock removed (100% saturated); groundwater recovery via pumping (90 gallons); approximately 1.75 gallons of LNAPL
	6/12/2025	11:00 AM	32.08	32.11	0.03	-	-
	6/13/2025	10:45 AM	22.88	22.96	0.08	166	Sock removed (50% saturated); groundwater recovery via pumping (225 gallons); approximately 2.5 gallons of LNAPL
	6/13/2025	2:00 PM	37.54	37.61	0.07	-	-
	6/14/2025	10:45 AM	22.68	22.69	0.01	331	Approximately 0.4 gallons of LNAPL were hand bailed
	6/16/2025	12:30 PM	22.90	23.05	0.15	1119	Sock removed (100% saturated); groundwater recovery via pumping (200 gallons); approximately 0.88 gallons of LNAPL
	6/16/2025	-	31.55	31.57	0.02	-	-
	6/17/2025	9:55 AM	22.50	22.55	0.05	267	Sock removed (80% saturated); groundwater recovery via pumping (185 gallons); approximately 0.8 gallons of LNAPL
	6/17/2025	-	44.11	44.13	0.02	-	-
	6/18/2025	12:23 PM	22.85	23.10	0.25	452	Sock removed (65% saturated); groundwater recovery via pumping (200 gallons); approximately 0.25 gallons of LNAPL
	6/18/2025	-	-	39.95	-	-	-
	6/19/2025	1:00 PM	22.78	23.03	0.25	459.1	Sock removed (40% saturated); groundwater recovery via pumping (200 gallons); approximately 1.6 gallons of LNAPL
	6/19/2025	-	28.48	28.49	0.01	-	-
	6/20/2025	9:30 AM	22.98	23.04	0.06	251.4	Sock removed (50% saturated); groundwater recovery via pumping (200 gallons); approximately 1.6 gallons of LNAPL
	6/20/2025	-	27.07	27.09	0.02	-	-
	6/21/2025	10:45 AM	24.29	24.65	0.36	351.1	Sock replaced (50% saturated)
	6/21/2025	12:20 PM	23.66	23.87	0.21	256.4	-
	6/23/2025	10:36 AM	23.01	23.64	0.63	307.4	-
	6/23/2025	12:18 PM	22.93	23.50	0.57	350.3	-
	6/23/2025	2:08 PM	22.86	23.39	0.53	338.3	-
	6/24/2025	9:39 AM	22.59	23.68	1.09	388.0	-
	6/24/2025	10:34 AM	22.60	23.70	1.10	189.3	Approximately 1.0 gallons of LNAPL bailed
	6/26/2025	9:23 AM	22.61	22.87	0.26	614.4	-
	6/26/2025	12:08 PM	23.02	23.35	0.33	45.9	-
	6/26/2025	12:53 PM	23.15	23.42	0.27	179.9	-
	6/26/2025	2:02 PM	23.55	23.86	0.31	50.7	-
	6/27/2025	9:22 AM	22.94	23.29	0.35	508.0	-
	6/28/2025	11:40 AM	22.91	23.00	0.09	298.3	-
	6/28/2025	12:20 PM	21.85	22.07	0.22	287.1	-
	6/30/2025	8:55 AM	22.97	23.19	0.22	247.1	Bailed approximately 0.25 gallons of LNAPL
	6/30/2025	-	-	23.35	-	-	-
	6/30/2025	12:35 PM	-	25.02	-	502.5	-
	7/1/2025	-	23.81	23.83	0.02	309.2	-
	7/1/2025	12:05 PM	25.22	25.24	0.02	286.4	-
	7/2/2025	11:30 AM	23.22	23.40	0.18	578.3	Recovery via pumping (30 gallons); Approximately 1 gallon of LNAPL recovered; Sock replaced (65% saturated)
	7/2/2025	-	29.26	29.28	0.02	-	-
	7/2/2025	1:25 PM	28.70	28.71	0.01	472.1	-
	7/3/2025	10:00 AM	23.30	23.49	0.19	538.9	Bailed approximately 0.06 gallon of LNAPL; Sock removed (100% saturated)
	7/3/2025	-	23.58	23.60	0.02	-	Passive skimmer installed
	7/5/2025	11:20 AM	23.61	23.75	0.14	489.1	Bailed approximately 0.16 gallons of LNAPL
	7/5/2025	11:38 AM	24.10	24.11	0.01	-	Bailed approximately 0.04 gallons of LNAPL
	7/5/2025	12:36 PM	-	24.14	-	215.4	-
	7/7/2025	10:08 AM	-	23.31	-	292.1	Recovered approximately 0.3 gallons of LNAPL via skimmer
	7/8/2025	10:45 AM	22.58	23.02	0.44	281.7	Recovered approximately 0.08 gallons of LNAPL via skimmer
	7/9/2025	11:50 AM	22.90	23.60	0.70	524.4	Recovered approximately 0.08 gallons of LNAPL via skimmer
	7/10/2025	10:25 AM	23.04	23.33	0.29	513.5	Recovered approximately 0.16 gallons of LNAPL via skimmer
	7/11/2025	10:30 AM	23.62	24.13	0.51	-	Recovered approximately 0.05 gallons of LNAPL via skimmer
	7/11/2025	12:15 PM	22.94	23.56	0.62	-	Bailed approximately 0.05 gallons of LNAPL
	7/12/2025	9:45 AM	22.90	23.20	0.30	425.1	Recovered approximately 0.5 gallons of LNAPL via skimmer
	7/14/2025	10:04 AM	23.32	23.58	0.26	401.2	Recovered approximately 0.26 gallons of LNAPL via skimmer
	7/14/2025	12:45 AM	23.24	23.50	0.26	418.4	Recovered approximately 0.03 gallons of LNAPL via skimmer
	7/15/2025	10:35 AM	23.45	23.63	0.18	306.7	Recovered approximately 0.09 gallons of LNAPL via skimmer. Recovered 2 gallons of LNAPL via pumping
	7/15/2025	2:30 PM	29.98	30.00	0.02	323.1	-
	7/16/2025	9:48 AM	23.74	23.75	0.01	337.2	Recovered approximately 0.05 gallons of LNAPL via skimmer. Recovered 2 gallons of LNAPL via pumping
	7/16/2025	2:30 PM	-	29.40	-	325.6	-
	7/17/2025	12:30 PM	24.30	24.39	0.09	260.2	Recovered approximately 0.07 gallons of LNAPL via skimmer. Recovered 2.0 gallons of LNAPL via pumping
	7/17/2025	12:55 PM	-	31.93	-	258.4	-

Table 3
Liquid-Level Gauging Data Summary

Well Location	Date	Time of Day	Depth to LNAPL (ft.)	Depth to Water (ft.)	LNAPL Thickness (ft.)	Well Head Screening (ppm)	Comments
RW-3	7/18/2025	10:15 AM	24.15	24.20	0.05	286.8	Recovered approximately 0.01 gallons of LNAPL via skimmer. Recovered approximately 1.8 gallons of LNAPL via pumping
	7/18/2025	2:30 PM	-	29.21	-	269.1	-
	7/19/2025	10:20 AM	24.58	24.60	0.02	296.6	No recovery in skimmer; insufficient volume to recovery LNAPL with bailing
	7/21/2025	11:05 AM	24.32	24.60	0.28	254.2	Recovered approximately 0.1 gallons of LNAPL via skimmer. Recovered approximately 1.5 gallons of LNAPL via pumping
	7/21/2025	2:30 PM	-	25.40	-	-	-
	7/22/2025	10:21 AM	23.95	23.96	0.01	235.6	Recovered approximately 0.26 gallons of LNAPL via skimmer. Recovered approximately 1.6 gallons of LNAPL via pumping
	7/22/2025	2:29 PM	-	27.85	-	224.5	-
	7/23/2025	9:15 AM	24.05	24.10	0.05	242.0	Recovered approximately 0.05 gallons of LNAPL via hand bailing.
	7/23/2025	1:13 PM	-	24.31	-	-	-
	7/24/2025	10:16 AM	-	25.02	-	116.4	Recovered approximately 0.13 gallons of LNAPL via skimmer; Recovered approximately 0.5 gallons of LNAPL via pumping
	7/24/2025	2:35 PM	-	28.65	-	-	-
	7/25/2025	10:15 AM	-	23.98	-	166.7	Recovered approximately 0.08 gallons of LNAPL via skimmer; Recovered approximately 1.1 gallons of LNAPL via pumping
	7/25/2025	10:16 AM	-	24.30	-	-	-
	7/25/2025	2:30 PM	-	26.70	-	-	-
	7/26/2025	10:45 AM	-	24.30	-	197.4	Recovered approximately 0.26 gallons of LNAPL via skimmer
	7/28/2025	10:28 AM	-	24.11	-	67.7	Recovered approximately 0.4 gallons of LNAPL via skimmer; and 1 gallon via pumping
	7/28/2025	2:21 PM	-	29.50	-	0.0	-
	7/29/2025	10:00 AM	-	24.76	-	274.5	Recovered approximately 0.1 gallons of LNAPL via skimmer; and 0.5 gallon via pumping
	7/29/2025	2:30 PM	-	26.38	-	255.1	-
	7/30/2025	10:02 AM	24.60	24.62	0.02	161.1	Recovered approximately 0.70 gallons of LNAPL via pumping
	7/30/2025	2:30 PM	-	28.47	-	-	-
	7/31/2025	9:54 AM	25.15	25.16	0.01	192.0	Recovered approximately 0.50 gallons of LNAPL via pumping
	7/31/2025	2:30 PM	-	30.19	-	177.3	-
	8/1/2025	10:17 AM	-	25.01	-	238.7	Recovered approximately 0.30 gallons of LNAPL via pumping
	8/1/2025	2:15 PM	-	29.44	-	-	-
	8/2/2025	10:25 AM	24.55	24.57	0.02	274.3	-
	8/4/2025	12:50 PM	25.10	25.33	0.23	370.4	Recovered approximately <0.1 gallons of LNAPL via pumping
	8/4/2025	1:45 PM	-	26.10	-	-	-
	8/5/2025	12:02 PM	24.44	24.45	0.01	221.0	Recovered approximately <0.1 gallons of LNAPL via pumping
	8/5/2025	1:15 PM	-	27.35	-	-	-
	8/6/2025	11:03 AM	23.98	23.99	0.01	432.6	Recovered approximately <0.1 gallons of LNAPL via skimmer
	8/7/2025	10:47 AM	23.91	23.97	0.06	366.5	Recovered approximately 0.03 gallons of LNAPL via skimmer
	8/7/2025	12:36 PM	-	27.49	-	-	-
	8/8/2025	12:20 PM	22.05	22.06	0.01	206.2	-
	8/9/2025	10:20 AM	24.80	24.85	0.05	318.2	Recovered approximately 0.3 gallons of LNAPL via skimmer
	8/9/2025	1:33 PM	-	24.94	-	-	-
	8/11/2025	11:18 AM	24.40	24.46	0.06	194.2	Recovered approximately 0.01 gallons of LNAPL via skimmer / bailing
	8/11/2025	11:35 AM	24.80	24.81	0.01	-	-
	8/12/2025	11:05 AM	24.80	24.81	0.01	225	Recovered approximately 0.01 gallons of LNAPL via skimmer / bailing
	8/12/2025	11:15 AM	24.96	24.96	0.00	-	-
	8/13/2025	9:55 AM	24.80	24.81	0.01	231	Recovered approximately 0.01 gallons of LNAPL via skimmer
	8/14/2025	9:55 AM	25.10	25.19	0.09	329	Recovered approximately 0.01 gallons of LNAPL via skimmer
	8/14/2025	10:05 AM	-	25.50	-	-	-
	8/15/2025	9:50 AM	24.80	24.94	0.14	313.0	Recovered approximately 0.01 gallons of LNAPL via skimmer
	8/15/2025	10:00 AM	-	25.03	-	-	-
	8/16/2025	10:05 AM	25.99	26.01	0.02	210.3	Recovered approximately 0.5 gallons of LNAPL via skimmer
	8/18/2025	11:11 AM	-	25.60	-	664.1	Recovered approximately 0.9 gallons of LNAPL via skimmer and pumping
	8/18/2025	2:15 PM	-	38.48	-	583.1	-
	8/19/2025	10:01 AM	25.65	25.74	0.09	492.9	Recovered approximately 0.4 gallons of LNAPL via pumping
	8/19/2025	2:00 PM	-	24.89	-	75.9	-
	8/20/2025	11:15 AM	-	25.50	-	446.2	-
	8/20/2025	1:45 PM	-	25.15	-	72.6	-
	8/21/2025	10:25 AM	-	25.25	-	356.1	Recovered approximately 0.93 gallons of LNAPL via skimmer and pumping
	8/21/2025	1:00 PM	-	37.80	-	-	-
	8/22/2025	10:06 AM	25.43	25.45	0.02	277.0	No recovery in skimmer
	8/23/2025	10:23 AM	-	25.55	-	288.7	Recovered approximately 0.13 gallons of LNAPL via skimmer
	8/25/2025	10:30 AM	-	25.95	-	192.1	Recovered approximately 0.83 gallons of LNAPL via skimmer and pumping
	8/25/2025	1:40 PM	-	29.55	-	137.2	-
	8/26/2025	10:00 AM	25.80	25.82	0.02	189.3	Recovered approximately 0.9 gallons of LNAPL via pumping
	8/26/2025	1:34 PM	-	29.51	-	146.1	-
	8/27/2025	10:02 AM	25.78	25.80	0.02	228.8	Recovered approximately 0.5 gallons of LNAPL via skimmer and pumping
	8/27/2025	2:15 PM	-	26.30	-	147.2	-
	8/28/2025	9:47 AM	-	25.85	-	200.7	-
	8/29/2025	10:08 AM	-	26.43	-	195.2	Recovered approximately 0.35 gallons of LNAPL via skimmer and pumping
	8/29/2025	1:33 PM	-	27.70	-	146.1	-
	9/2/2025	10:55 AM	26.94	27.01	0.07	77.3	Recovered approximately 0.76 gallons of LNAPL via skimmer and pumping
	9/2/2025	2:15 PM	-	28.40	-	68.5	-
	9/3/2025	10:00 AM	-	27.03	-	336.9	Recovered approximately 1.2 gallons of LNAPL via pumping
	9/3/2025	2:02 PM	-	29.60	-	321.5	-
	9/4/2025	9:56 AM	26.73	26.74	0.01	251.7	Recovered approximately 0.8 gallons of LNAPL via pumping
	9/4/2025	2:25 PM	-	29.53	-	287.1	-
	9/5/2025	9:36 AM	26.82	26.90	0.08	188.2	Recovered approximately 0.82 gallons of LNAPL via skimmer and pumping
	9/5/2025	2:00 PM	-	30.09	-	174.2	-
	9/6/2025	9:56 AM	-	26.80	-	309.4	Recovered approximately 0.01 gallons of LNAPL via skimmer
	9/6/2025	-	-	27.70	-	-	-
	9/8/2025	10:40 AM	26.88	26.95	0.07	228.2	Recovered approximately 0.01 gallons of LNAPL via pumping
	9/9/2025	12:10 PM	27.14	27.15	0.01	322.3	Recovered approximately 1 gallon of LNAPL via pumping
	9/10/2025	12:20 PM	26.45	26.46	0.01	274.2	Recovered approximately 1 gallon of LNAPL via pumping
	9/11/2025	12:00 PM	-	26.37	-	322.5	Recovered approximately 0.01 gallons of LNAPL via skimmer
	9/12/2025	11:35 AM	-	26.32	-	390.4	Recovered approximately 0.01 gallons of LNAPL via skimmer
	9/13/2025	9:45 AM	-	26.72	-	95.0	Recovered approximately 0.01 gallons of LNAPL via skimmer
	9/15/2025	10:25 AM	27.21	27.24	0.03	129.1	Recovered approximately 0.46 gallons of LNAPL via skimmer and pumping
	9/15/2025	2:05 PM	-	28.71	-	115.1	-
	9/16/2025	9:51 AM	27.78	27.79	0.01	42.9	Recovered approximately 0.75 gallons of LNAPL via pumping
	9/16/2025	1:58 PM	-	28.72	-	40.2	-
	9/17/2025	9:47 AM	26.87	26.88	0.01	159.2	Recovered approximately 0.82 gallons of LNAPL via pumping
	9/17/2025	2:15 PM	-	28.33	-	143.7	-
	9/18/2025	9:40 AM	-	26.04	-	260.4	Recovered approximately 0.8 gallons of LNAPL via pumping
	9/18/2025	1:59 PM	-	28.80	-	252.1	-
	9/19/2025	9:44 AM	26.09	26.10	0.01	164.4	Recovered approximately 0.62 gallons of LNAPL via pumping
	9/19/2025	2:02 PM	-	27.50	-	155.4	-
	9/20/2025	9:26 AM	-	26.09	-	204.1	-

Table 3
Liquid-Level Gauging Data Summary

Well Location	Date	Time of Day	Depth to LNAPL (ft.)	Depth to Water (ft.)	LNAPL Thickness (ft.)	Well Head Screening (ppm)	Comments
RW-3	9/22/2025	11:30 AM	-	25.99	-	320.4	Recovered approximately 0.19 gallons of LNAPL via skimmer and pumping
	9/22/2025	1:29 PM	-	28.68	-	-	-
	9/23/2025	10:23 AM	-	25.92	-	274.4	Recovered approximately 0.16 gallons of LNAPL via skimmer and pumping
	9/23/2025	1:17 PM	-	28.74	-	-	-
	9/24/2025	11:55 AM	26.09	26.10	0.01	273.9	Recovered approximately 0.12 gallons of LNAPL via pumping
	9/24/2025	1:12 PM	-	29.40	-	-	-
	9/25/2025	10:14 AM	-	26.01	-	310.8	Recovered less than 0.01 gallons of LNAPL via skimmer and pumping
	9/25/2025	1:05 PM	-	30.30	-	-	-
	9/26/2025	9:56 AM	25.66	25.67	0.01	459.3	Recovered less than 0.01 gallons of LNAPL via skimmer and pumping
	9/26/2025	11:45 AM	-	29.64	-	-	-
	9/27/2025	9:45 AM	-	27.74	-	326.2	Recovered approximately 0.01 gallons of LNAPL via skimmer
	9/29/2025	10:30 AM	-	26.75	-	151.4	Recovered approximately 0.1 gallons of LNAPL via skimmer and pumping
	9/29/2025	2:40 PM	-	28.33	-	-	-
	9/30/2025	9:28 AM	-	26.28	-	239.9	-
	9/30/2025	1:10 PM	-	29.36	-	-	-
	10/1/2025	9:42 AM	-	26.20	-	279.2	-
	10/1/2025	1:13 PM	-	26.55	-	-	-
	10/1/2025	2:30 PM	-	29.47	-	-	-
	10/2/2025	9:34 AM	27.93	27.95	0.02	141.4	Recovered approximately less than 0.1 gallons of LNAPL via pumping
	10/2/2025	1:19 PM	-	27.48	-	-	-
	10/2/2025	2:15 PM	-	30.09	-	-	-
	10/3/2025	9:32 AM	-	26.76	-	273.0	Recovered approximately 0.01 gallons of LNAPL via skimmer
	10/3/2025	12:57 PM	-	27.03	-	-	-
	10/3/2025	2:00 PM	-	29.30	-	-	-
	10/4/2025	9:40 AM	-	26.49	-	170.1	-
	10/6/2025	10:08 AM	26.97	27.04	0.07	135.4	Recovered approximately 0.07 gallons of LNAPL via skimmer and pumping
	10/7/2025	9:35 AM	-	26.91	-	271.2	-
	10/7/2025	1:55 PM	-	32.40	-	-	Recovered less than 0.01 gallons of LNAPL via pumping
	10/8/2025	9:40 AM	-	26.78	-	313.9	-
	10/8/2025	1:55 PM	-	33.51	-	-	-
	10/9/2025	9:40 AM	-	27.04	-	109.2	Immeasurable LNAPL sheen recovered via pumping
	10/9/2025	2:05 PM	-	29.71	-	-	-
	10/10/2025	9:30 AM	-	26.97	-	200.7	Immeasurable LNAPL sheen recovered via pumping
	10/10/2025	1:50 PM	-	29.40	-	-	-
	10/11/2025	9:55 AM	-	26.91	-	214.7	-
	10/13/2025	10:32 AM	-	26.75	-	191.7	-
	10/13/2025	2:00 PM	-	28.55	-	-	-
	10/14/2025	10:14 AM	-	26.97	-	120.8	-
	10/14/2025	2:05 PM	-	29.35	-	-	Immeasurable LNAPL sheen recovered via pumping
	10/15/2025	9:35 AM	-	27.21	-	168.3	-
	10/15/2025	2:05 PM	-	29.07	-	-	Immeasurable LNAPL sheen recovered via pumping
	10/16/2025	9:42 AM	27.04	27.05	0.01	169.1	-
	10/16/2025	2:00 PM	-	28.32	-	-	Immeasurable LNAPL sheen recovered via pumping
	10/17/2025	9:45 AM	-	27.11	-	155.0	-
	10/17/2025	2:00 PM	-	31.13	-	-	Immeasurable LNAPL sheen recovered via pumping
	10/18/2025	9:36 AM	-	27.34	-	191.6	Recovered approximately 0.05 gallons of LNAPL via skimmer
	10/20/2025	10:03 AM	-	26.98	-	288.7	Recovered approximately 0.03 gallons of LNAPL via skimmer
	10/20/2025	2:02 PM	-	29.13	-	-	Immeasurable LNAPL sheen recovered via pumping
	10/21/2025	9:53 AM	27.28	27.29	0.01	364.1	Recovered approximately 0.01 gallons of LNAPL via skimmer
	10/21/2025	2:00 PM	-	30.09	-	-	Immeasurable LNAPL sheen recovered via pumping
	10/22/2025	9:28 AM	27.19	27.20	0.01	142.1	-
	10/22/2025	2:05 PM	-	29.21	-	-	Immeasurable LNAPL sheen recovered via pumping
	10/23/2025	9:31 AM	-	27.24	-	141.7	-
	10/23/2025	2:02 PM	-	29.18	-	-	Immeasurable LNAPL sheen recovered via pumping
	10/24/2025	9:34 AM	-	27.39	-	108.7	Recovered approximately 0.01 gallons of LNAPL via skimmer
	10/24/2025	2:01 PM	-	29.25	-	-	Immeasurable LNAPL sheen recovered via pumping
	10/25/2025	9:45 AM	-	27.45	-	205.1	Recovered approximately 0.05 gallons of LNAPL via skimmer
	10/27/2025	10:03 AM	-	27.54	-	42.7	Recovered approximately 0.10 gallons of LNAPL via skimmer
	10/27/2025	2:05 PM	-	29.54	-	-	Immeasurable LNAPL sheen recovered via pumping
	10/28/2025	9:25 AM	-	27.49	-	289.3	Recovered approximately 0.01 gallons of LNAPL via skimmer
	10/28/2025	2:00 PM	-	28.56	-	-	Immeasurable LNAPL sheen recovered via pumping
	10/29/2025	9:16 AM	-	27.34	-	413.3	-
	10/29/2025	2:05 PM	-	29.62	-	-	Immeasurable LNAPL sheen recovered via pumping
	10/30/2025	9:17 AM	27.30	27.31	0.01	146.6	Recovered approximately 0.008 gallons of LNAPL via skimmer
	10/30/2025	2:00 PM	-	28.43	-	-	Immeasurable LNAPL sheen recovered via pumping
	10/31/2025	9:23 AM	-	26.11	-	289.6	-
	10/31/2025	2:00 PM	-	28.96	-	-	Immeasurable LNAPL sheen recovered via pumping
	11/1/2025	9:19 AM	-	26.74	-	176.3	Recovered approximately 0.002 gallons of LNAPL via skimmer
	11/3/2025	9:50 AM	27.34	27.36	-	81.5	Immeasurable LNAPL sheen recovered via skimmer and pumping
	11/3/2025	2:00 PM	-	31.34	-	-	-
	11/4/2025	9:10 AM	-	27.14	-	65.9	Recovered approximately 0.002 gallons of LNAPL via skimmer
	11/4/2025	2:10 PM	-	30.84	-	-	Immeasurable LNAPL sheen recovered via pumping
	11/5/2025	9:30 AM	-	27.31	-	127	Recovered approximately 0.001 gallons of LNAPL via skimmer
	11/5/2025	2:40 PM	-	27.38	-	-	Immeasurable LNAPL sheen recovered via pumping
	11/6/2025	9:31 AM	27.20	27.22	0.02	282	Recovered approximately 0.002 gallons of LNAPL via skimmer
	11/6/2025	2:05 PM	-	32.39	-	-	Immeasurable LNAPL sheen recovered via pumping
	11/7/2025	9:25 AM	-	27.39	-	70.9	Recovered approximately 0.006 gallons of LNAPL via skimmer
	11/7/2025	2:00 PM	-	29.20	-	-	Immeasurable LNAPL sheen recovered via pumping
	11/8/2025	9:47 AM	-	27.30	-	256.4	Recovered approximately 0.05 gallons of LNAPL via skimmer
	11/10/2025	10:03 AM	27.29	27.30	0.01	300.7	Recovered approximately 0.03 gallons of LNAPL via skimmer
	11/10/2025	2:40 PM	-	32.36	-	-	Immeasurable LNAPL sheen recovered via pumping
	11/11/2025	1:19 PM	27.43	27.44	0.01	317.1	Recovered approximately 0.002 gallons of LNAPL via skimmer
	11/11/2025	2:45 PM	-	31.04	-	-	Immeasurable LNAPL sheen recovered via pumping
	11/12/2025	1:06 PM	-	27.22	-	274.8	Recovered approximately 0.005 gallons of LNAPL via skimmer
	11/12/2025	2:03 PM	-	31.32	-	-	Immeasurable LNAPL sheen recovered via pumping
	11/13/2025	1:04 PM	-	28.15	-	209.1	Recovered approximately 0.001 gallons of LNAPL via skimmer
	11/13/2025	2:29 PM	-	31.02	-	-	Immeasurable LNAPL sheen recovered via pumping
	11/14/2025	1:06 PM	-	27.49	-	140.6	Recovered approximately 0.002 gallons of LNAPL via skimmer
	11/14/2025	1:55 PM	-	31.46	-	-	Immeasurable LNAPL sheen recovered via pumping
	11/15/2025	9:36 AM	-	27.50	-	89.2	Recovered approximately 0.005 gallons of LNAPL via skimmer
	11/17/2025	10:45 AM	27.85	27.86	0.01	120.9	Recovered approximately 0.01 gallons of LNAPL via skimmer
	11/17/2025	2:05 PM	-	30.29	-	-	Immeasurable LNAPL sheen recovered via pumping
	11/18/2025	9:39 AM	-	27.93	-	30.1	-
	11/18/2025	1:59 PM	-	30.30	-	-	-
	11/19/2025	9:18 AM	-	27.67	-	127.3	-
	11/19/2025	2:09 PM	-	28.34	-	-	Immeasurable LNAPL sheen recovered via pumping
	11/20/2025	9:23 AM	27.13	27.14	0.01	123.7	Recovered less than 0.005 gallons of LNAPL via skimmer
	11/20/2025	2:03 PM	-	29.71	-	-	Immeasurable LNAPL sheen recovered via pumping
	11/21/2025	9:41 AM	27.23	27.24	0.01	131.7	Immeasurable LNAPL sheen recovered via skimmer
	11/21/2025	1:50 PM	-	30.35	-	-	Immeasurable LNAPL sheen recovered via pumping
	11/22/2025	9:58 AM	-	28.14	-	100.8	Recovered approximately 0.002 gallons of LNAPL via skimmer
	11/24/2025	11:00 AM	-	27.43	-	72.4	Recovered approximately 0.006 gallons of LNAPL via skimmer
	11/24/2025	2:00 PM	-	29.72	-	-	Recovered approximately 0.006 gallons of LNAPL via skimmer
	11/25/2025	9:35 AM	-	27.33	-	115.7	Immeasurable LNAPL sheen recovered via skimmer
	11/25/2025	2:01 PM	-	27.97	-	-	Immeasurable LNAPL sheen recovered via pumping

Table 3
Liquid-Level Gauging Data Summary

Well Location	Date	Time of Day	Depth to LNAPL (ft.)	Depth to Water (ft.)	LNAPL Thickness (ft.)	Well Head Screening (ppm)	Comments
RW-3	11/26/2025	9:52 AM	26.84	26.86	0.02	272.6	Recovered approximately 0.01 gallons of LNAPL via skimmer
	11/26/2025	12:00 PM	-	29.78	-	-	Immeasurable LNAPL sheen recovered via pumping
	12/1/2025	11:09 AM	26.72	26.77	0.05	437.5	-
	12/1/2025	2:15 PM	-	29.81	-	-	Immeasurable LNAPL sheen recovered via pumping
	12/2/2025	9:44 AM	26.35	26.36	0.01	617.7	Recovered less than 0.001 gallons of LNAPL via skimmer
	12/2/2025	2:05 PM	-	30.79	-	-	Immeasurable LNAPL sheen recovered via pumping
	12/3/2025	10:16 AM	25.90	25.92	0.02	421.1	Recovered approximately 0.001 gallons of LNAPL via skimmer
	12/3/2025	2:10 PM	-	30.72	-	-	Immeasurable LNAPL sheen recovered via pumping
	12/4/2025	9:34 AM	-	25.83	-	412.2	Recovered approximately 0.006 gallons of LNAPL via skimmer
	12/4/2025	2:05 PM	-	31.01	-	-	Immeasurable LNAPL sheen recovered via pumping
	12/5/2025	10:09 AM	25.90	25.91	0.01	458.0	-
	12/6/2025	9:37 AM	-	25.45	-	320.1	Recovered approximately 0.01 gallons of LNAPL via skimmer
	12/8/2025	10:27 AM	-	25.88	-	382.4	Recovered approximately 0.1 gallons of LNAPL via skimmer
	12/8/2025	2:02 PM	-	26.49	-	-	Immeasurable LNAPL sheen recovered via pumping
	12/9/2025	9:40 AM	-	25.88	-	229.0	Recovered approximately 0.02 gallons of LNAPL via skimmer
	12/9/2025	2:00 PM	-	26.29	-	-	Immeasurable LNAPL sheen recovered via pumping
	12/10/2025	9:58 AM	-	25.62	-	211.8	Recovered approximately 0.01 gallons of LNAPL via skimmer
	12/10/2025	2:00 PM	-	28.37	-	-	Immeasurable LNAPL sheen recovered via pumping
	12/11/2025	9:41 AM	25.75	25.76	0.01	296.7	Recovered approximately 0.05 gallons of LNAPL via skimmer
	12/11/2025	2:02 PM	-	27.99	-	-	Immeasurable LNAPL sheen recovered via pumping
	12/12/2025	9:50 AM	-	26.40	-	89.4	Recovered approximately 0.02 gallons of LNAPL via skimmer
	12/12/2025	2:00 PM	-	29.25	-	-	Immeasurable LNAPL sheen recovered via pumping
	12/13/2025	10:10 AM	-	26.54	-	92.8	Recovered approximately 0.006 gallons of LNAPL via skimmer
	12/15/2025	10:37 AM	-	27.54	-	91.3	Recovered approximately 0.03 gallons of LNAPL via skimmer
	12/17/2025	9:56 AM	26.67	26.68	0.01	150.2	-
	12/19/2025	10:21 AM	-	26.15	-	256.4	-
	12/22/2025	11:00 AM	25.26	25.29	0.03	349.3	Recovered approximately 0.002 gallons of LNAPL via skimmer
	12/24/2025	9:55 AM	-	24.44	-	212.0	Recovered approximately 0.01 gallons of LNAPL via skimmer
	12/29/2025	9:45 AM	24.55	24.57	0.02	398.0	-
	12/31/2025	9:50 AM	24.41	24.54	0.13	287.9	-
	1/5/2026	10:23 AM	-	24.89	-	261.9	Recovered approximately 0.235 gallons of LNAPL via skimmer
	1/7/2026	10:08 AM	-	24.12	-	277.5	Recovered approximately 0.07 gallons of LNAPL via skimmer
	1/9/2026	10:01 AM	-	25.04	-	236.0	Recovered approximately 0.01 gallons of LNAPL via skimmer
	1/12/2026	10:15 AM	-	24.37	-	227.0	-
	1/14/2026	9:42 AM	-	23.28	-	269.0	-
	1/15/2026	9:35 AM	-	24.05	-	195.0	-
	1/19/2026	10:48 AM	-	24.40	-	230.5	-
	1/21/2026	9:53 AM	-	24.52	-	229.5	Recovered approximately 0.026 gallons of LNAPL via skimmer
	1/23/2026	10:05 AM	-	23.71	-	235.7	Recovered approximately 0.026 gallons of LNAPL via skimmer
	1/28/2026	10:30 AM	-	24.35	-	127.7	Recovered approximately 0.039 gallons of LNAPL via skimmer
	1/30/2026	10:29 AM	-	24.39	-	47.1	Recovered approximately 0.105 gallons of LNAPL via skimmer
	2/2/2026	2:00 PM	-	24.66	-	224.7	Recovered approximately 0.013 gallons of LNAPL via skimmer
	2/4/2026	12:25 PM	-	24.94	-	171.4	Recovered approximately 0.013 gallons of LNAPL via skimmer
	2/6/2026	11:45 AM	24.66	24.67	0.01	175.5	Recovered approximately 0.053 gallons of LNAPL via skimmer
	2/9/2026	11:24 AM	25.73	25.74	0.01	89.0	Recovered approximately 0.005 gallons of LNAPL via skimmer
	2/11/2026	10:11 AM	-	25.01	-	201.3	Recovered approximately 0.013 gallons of LNAPL via skimmer
	2/13/2026	9:43 AM	-	25.55	-	149.1	Recovered approximately 0.001 gallons of LNAPL via skimmer
	2/16/2026	10:25 AM	25.59	25.60	0.01	106.0	Recovered approximately 0.006 gallons of LNAPL via skimmer
	2/18/2026	9:50 AM	-	25.17	-	42.6	-
	2/20/2026	10:16 AM	-	23.97	-	-	Sock deployed
	2/24/2026	9:01 AM	-	20.96	-	35.3	Sock removed
	2/25/2026	11:00 AM	-	20.35	-	-	Skimmer Deployed
	2/27/2026	11:00 AM	-	20.53	-	25.3	Skimmer Removed, sock deployed
	3/2/2026	9:45 AM	-	20.43	-	66.7	Approximately 0.007 gallons recovered from sock; sock replaced
	3/4/2026	10:25 AM	-	19.08	-	15.2	-
	3/6/2026	10:02 AM	-	18.70	-	15.8	-
	3/9/2026	10:19 AM	-	17.54	-	108.2	Approximately 0.052 gallons recovered from sock; sock replaced
	3/11/2026	10:32 AM	-	17.85	-	145.5	Approximately 0.2 gallons recovered from sock; sock replaced
	3/13/2026	10:30 AM	-	18.81	-	77.4	Approximately 0.2 gallons recovered from sock; sock replaced
	3/16/2026	10:08 AM	-	19.09	-	42.5	Approximately 0.2 gallons recovered from sock; sock replaced
	3/18/2026	9:25 AM	-	20.25	-	40.0	-
	3/20/2026	9:32 AM	-	18.60	-	89.0	-
	3/23/2026	9:41 AM	-	19.01	-	45.8	-
	3/25/2026	10:12 AM	-	19.65	-	64.2	Approximately 0.15 gallons recovered from sock; sock replaced
	3/27/2026	9:36 AM	-	19.27	-	36.3	-
	3/30/2026	9:47 AM	-	20.41	-	65.3	-
	4/1/2026	9:45 AM	-	20.14	-	61.5	-
	4/3/2026	9:42 AM	-	21.08	-	69.6	-
	4/6/2026	10:50 AM	-	21.03	-	187.7	Immeasurable LNAPL sheen recovered via pumping
	4/8/2026	10:10 AM	-	22.01	-	183.2	Immeasurable LNAPL sheen recovered via pumping
	4/10/2026	10:15 AM	-	22.31	-	293.1	Approximately 0.4 gallons recovered from sock; sock replaced; Immeasurable LNAPL sheen recovered via pumping
	4/13/2026	10:32 AM	-	22.88	-	196.4	Immeasurable LNAPL sheen recovered via pumping
	4/15/2026	10:44 AM	-	23.22	-	117.9	Approximately 0.15 gallons recovered from sock; sock replaced; Immeasurable LNAPL sheen recovered via pumping
	4/17/2026	11:13 AM	-	23.44	-	165.8	Immeasurable LNAPL sheen recovered via pumping
	4/20/2026	10:25 AM	-	23.68	-	192.3	Approximately 0.10 gallons recovered from sock; sock replaced; Immeasurable LNAPL sheen recovered via pumping
	4/22/2026	10:08 AM	-	24.76	-	314.9	-
	4/27/2026	10:50 AM	-	24.99	-	196.2	Approximately 0.2 gallons recovered from sock; sock replaced
	4/28/2026	9:47 AM	-	24.70	-	146.3	-
	4/29/2026	9:50 AM	-	24.23	-	206.7	-
	5/11/2026	11:00 AM	-	26.54	-	361	Approximately 0.1 gallons recovered from sock; sock replaced
	5/13/2026	1:00 PM	-	30.45	-	339	-
	5/15/2026	9:04 AM	-	26.45	-	430	-
	5/18/2026	10:00 AM	-	27.16	-	77	Approximately 0.1 gallons recovered from sock; sock replaced
	5/20/2026	9:42 AM	-	26.54	-	471.7	-
	5/22/2026	9:47 AM	-	27.34	-	198.5	-
	5/26/2026	9:50 AM	25.60	25.63	0.03	281.5	Approximately 0.2 gallons recovered from sock; sock replaced
	5/27/2026	9:42 AM	-	24.86	-	518.2	-
	5/29/2026	9:42 AM	-	24.85	-	385.3	-
	6/1/2026	10:21 AM	25.75	25.95	0.20	343.0	Approximately 0.553 gallons recovered from sock and hand bailing; sock replaced
	6/3/2026	10:15 AM	25.65	25.96	0.31	116.5	Approximately 0.359 gallons recovered from sock and hand bailing; sock replaced
	6/5/2026	9:46 AM	25.87	26.15	0.28	171.1	Approximately 0.226 gallons recovered from sock and hand bailing; sock replaced
	6/8/2026	9:56 AM	26.00	26.28	0.28	503.3	Approximately 3 gallons recovered from sock and pumping; sock replaced
	6/10/2026	10:00 AM	26.23	26.40	0.17	480.2	Approximately 2 gallons recovered from pumping
	6/12/2026	9:20 AM	27.38	27.65	0.27	288.0	Approximately 1.079 gallons recovered from sock and hand bailing; sock replaced
	6/15/2026	10:00 AM	27.38	27.51	0.13	425.8	Approximately 0.226 gallons recovered from sock and hand bailing; sock replaced
	6/17/2026	9:35 AM	26.20	26.32	0.12	562.1	Approximately 2.5 gallons recovered from pumping
	6/19/2026	10:18 AM	25.71	26.16	0.45	612.2	Approximately 3.25 gallons recovered from sock and pumping; sock replaced (recovery method corrected on 6/23/26)
	6/22/2026	10:41 AM	26.38	26.51	0.13	725.5	Approximately 3.664 gallons recovered from sock, hand bailing, and pumping; sock replaced
	6/24/2026	10:05 AM	26.15	26.41	0.26	444.6	Approximately 2.4 gallons recovered from sock and pumping, sock removed and not replaced
	6/26/2026	9:47 AM	25.10	25.71	0.61	434.1	Approximately 3.211 gallons recovered from hand bailing and pumping
	6/29/2026	10:28 AM	25.69	25.92	0.23	327.4	Approximately 2.5 gallons recovered from pumping
	7/1/2026	10:00 AM	-	27.04	-	286.4	-
	7/2/2026	8:58 AM	-	27.02	-	336.8	-
	7/6/2026	10:47 AM	26.64	26.81	0.17	393.7	Approximately 5.5 gallons recovered from pumping
	7/8/2026	9:45 AM	26.18	26.21	0.03	179.1	Approximately 0.026 gallons recovered from hand bailing
	7/10/2026	10:08 AM	-	25.80	-	309.3	-
	7/13/2026	10:58 AM	26.25	26.88	0.63	226.5	Approximately 0.052 gallons recovered from hand bailing
	7/15/2026	9:55 AM	26.42	27.19	0.77	172.6	Approximately 4 gallons recovered from pumping
	7/17/2026	9:55 AM	26.69	27.08	0.39	285.1	Approximately 4 gallons recovered from pumping
	7/20/2026	10:01 AM	26.00	26.40	0.40	273.1	Approximately 4.026 gallons recovered from hand bailing and pumping
	7/22/2026	9:55 AM	25.85	26.14	0.29	363.3	Approximately 4.5 gallons recovered from pumping
	7/24/2026	10:00 AM	25.90	26.60	0.70	326.5	Approximately 4.052 gallons recovered from hand bailing and pumping
	7/27/2026	10:32 AM	25.73	26.48	0.75	296.1	Approximately 2.092 gallons recovered from hand bailing and pumping
	7/29/2026	9:52 AM	25.67	26.28	0.61	464.5	Approximately 3.26 gallons recovered from hand bailing and pumping
	7/31/2026	10:05 AM	27.23	28.02	0.79	348.5	Approximately 3.26 gallons recovered from hand bailing and pumping
	8/3/2026	12:10 PM	26.40	27.10	0.70	290.4	Approximately 2 gallons recovered from pumping
	8/5/2026	12:30 PM	25.55	25.65	0.10	147.6	Approximately 0.17 gallons recovered from hand bailing
	8/7/2026	9:40 AM	24.65	24.83	0.18	206.4	Approximately 0.34 gallons recovered from hand bailing
	8/10/2026	11:00 AM	24.96	25.42	0.46	251.5	Approximately 0.11 gallons recovered from hand bailing

Table 3
Liquid-Level Gauging Data Summary

Well Location	Date	Time of Day	Depth to LNAPL (ft.)	Depth to Water (ft.)	LNAPL Thickness (ft.)	Well Head Screening (ppm)	Comments
RW-3	8/12/2026	9:35 AM	24.77	25.29	0.52	454.4	Approximately 0.05 gallons recovered from hand bailing and 2.2 gallons from pumping
cont'd	8/14/2026	10:30 AM	25.55	25.64	0.09	327.3	Approximately 0.026 gallons recovered from hand bailing
	8/17/2026	9:33 AM	25.44	25.45	0.01	388.1	Approximately 0.026 gallons recovered from hand bailing
	8/19/2026	9:38 AM	25.73	26.40	0.67	193.3	Approximately 2.026 gallons recovered from hand bailing and pumping
	8/21/2026	9:21 AM	25.38	25.48	0.10	213.9	Approximately 0.039 gallons recovered from hand bailing
	8/24/2026	8:30 AM	24.18	24.58	0.40	376.4	Approximately 4.026 gallons recovered from hand bailing and pumping
	8/26/2026	9:18 AM	24.48	24.55	0.07	131.1	Approximately 0.067 gallons recovered from hand bailing
	8/28/2026	8:01 AM	24.20	24.60	0.40	351.3	Approximately 1.276 gallons recovered from hand bailing and pumping
	8/31/2026	9:10 AM	23.53	23.74	0.21	180.7	Approximately 1 gallon recovered from pumping

Table 3
Liquid-Level Gauging Data Summary

Well Location	Date	Time of Day	Depth to LNAPL (ft.)	Depth to Water (ft.)	LNAPL Thickness (ft.)	Well Head Screening (ppm)	Comments
RW-4	5/23/2025	9:00 AM	-	13.48	-	59	-
	5/24/2025	10:03 AM	-	12.83	-	25.8	-
	5/27/2025	10:25 AM	-	15.39	-	0.0	-
	5/28/2025	10:40 AM	-	13.17	-	4.1	-
	5/29/2025	10:35 AM	-	12.74	-	1.7	-
	5/30/2025	9:55 AM	-	12.37	-	6.2	-
	5/31/2025	11:10 AM	-	12.24	-	0.0	-
	6/2/2025	10:39 AM	-	11.90	-	8.4	-
	6/3/2025	12:02 PM	-	11.95	-	11.8	-
	6/4/2025	9:18 AM	-	12.14	-	0.0	Well was developed via surge and purge (approximately 60 gallons of groundwater)
	6/5/2025	9:09 AM	-	13.51	-	103.2	Well was purged (approximately 55 gallons of groundwater) and a sample collected after purging
	6/6/2025	9:09 AM	-	13.87	-	47.1	-
	6/7/2025	10:20 AM	-	13.25	-	63.9	-
	6/9/2025	9:30 AM	-	13.98	-	24.9	Sock 50% saturated (silty appearance)
	6/10/2025	9:53 AM	-	13.73	-	15.8	-
	6/11/2025	10:10 AM	-	12.53	-	3.2	-
	6/12/2025	10:00 AM	-	12.56	-	2.7	-
	6/13/2025	10:43 AM	-	12.77	-	11.2	-
	6/14/2025	10:59 AM	-	13.08	-	24.5	-
	6/16/2025	10:02 AM	-	12.79	-	24.0	-
	6/17/2025	9:28 AM	-	11.30	-	4.7	-
	6/18/2025	10:00 AM	-	13.19	-	4.8	-
	6/19/2025	10:04 AM	-	13.32	-	5.8	-
	6/20/2025	12:15 PM	-	13.20	-	3.0	-
	6/21/2025	11:00 AM	-	14.12	-	4.8	-
	6/23/2025	10:34 AM	-	13.35	-	3.7	-
	6/23/2025	12:22 PM	-	13.39	-	2.8	-
	6/23/2025	2:29 PM	-	13.38	-	7.1	-
	6/24/2025	9:36 AM	-	13.49	-	8.1	-
	6/24/2025	10:50 AM	-	13.55	-	3.7	-
	6/24/2025	1:12 PM	-	13.51	-	0.7	-
	6/24/2025	2:39 PM	-	13.53	-	9.9	-
	6/25/2025	9:11 AM	-	13.51	-	58.6	-
	6/25/2025	10:28 AM	-	13.61	-	35.9	-
	6/25/2025	11:55 AM	-	13.59	-	15.1	-
	6/26/2025	9:59 AM	-	13.72	-	28.6	-
	6/26/2025	10:52 AM	-	13.89	-	20.4	-
	6/26/2025	12:02 PM	-	13.91	-	14.1	-
	6/26/2025	12:59 PM	-	13.94	-	12.2	-
	6/26/2025	2:05 PM	-	13.91	-	54.0	-
	6/26/2025	2:59 PM	-	13.98	-	83.9	-
	6/26/2025	3:57 PM	-	13.84	-	64.9	-
	6/27/2025	10:23 AM	-	14.06	-	0.8	-
	6/28/2025	12:00 PM	-	14.42	-	13.8	-
	6/30/2025	8:40 AM	-	15.08	-	7.0	-
	7/1/2025	11:15 AM	-	21.11	-	12.5	-
	7/2/2025	12:00 PM	-	18.42	-	7.6	-
	7/3/2025	12:00 PM	-	16.39	-	15.6	-
	7/5/2025	11:07 AM	-	16.50	-	11.4	-
	7/7/2025	10:41 AM	-	16.53	-	3.3	-
	7/8/2025	10:58 AM	-	17.03	-	4.9	-
	7/9/2025	11:01 AM	-	17.21	-	4.1	-
	7/10/2025	10:45 AM	-	16.47	-	2.5	-
	7/11/2025	9:54 AM	-	17.25	-	3.5	-
	7/12/2025	10:02 AM	-	16.74	-	3.1	-
	7/14/2025	10:11 AM	-	17.31	-	3.3	-
	7/15/2025	10:10 AM	-	17.05	-	3.3	-
	7/16/2025	9:37 AM	-	16.51	-	1.9	-
	7/17/2025	9:40 AM	-	15.05	-	1.2	-
	7/18/2025	9:42 AM	-	14.93	-	3.0	-
	7/19/2025	9:45 AM	-	15.64	-	2.3	-
	7/21/2025	10:00 AM	-	17.60	-	1.5	-
	7/22/2025	9:50 AM	-	18.41	-	1.8	
	7/23/2025	10:22 AM	-	17.93	-	3.4	-
	7/24/2025	10:12 AM	-	17.51	-	3.4	-
	7/25/2025	9:52 AM	-	16.95	-	5.5	-
	7/26/2025	10:38 AM	-	17.11	-	3.4	-
	7/28/2025	10:23 AM	-	14.09	-	0.0	-
	7/29/2025	9:39 AM	-	17.82	-	3.6	-
	7/30/2025	9:40 AM	-	17.75	-	3.5	-
	7/31/2025	9:32 AM	-	19.30	-	2.7	-
	8/1/2025	10:00 AM	-	18.27	-	1.3	-
	8/2/2025	10:18 AM	-	17.75	-	0.0	-
	8/4/2025	11:58 AM	-	17.90	-	0.0	-
	8/5/2025	10:27 AM	-	17.83	-	72.6	-
	8/6/2025	10:41 AM	-	17.54	-	2.0	-
	8/7/2025	11:57 AM	-	17.52	-	2.6	-
	8/8/2025	1:42 PM	-	17.31	-	0.0	-
	8/9/2025	10:10 AM	-	18.15	-	0.0	-
	8/11/2025	11:41 AM	-	18.49	-	1.0	-
	8/12/2025	10:36 AM	-	19.02	-	0.5	-
	8/13/2025	9:45 AM	-	19.50	-	0.3	-
	8/14/2025	9:38 AM	-	19.45	-	0.4	-
	8/15/2025	9:35 AM	-	19.25	-	0.7	-
	8/16/2025	9:58 AM	-	19.71	-	6.4	-
	8/18/2025	10:25 AM	-	19.74	-	2.0	-
	8/19/2025	9:39 AM	-	19.58	-	1.9	-
	8/20/2025	9:41 AM	-	20.49	-	3.3	-
	8/21/2025	9:57 AM	-	20.27	-	0.4	-
	8/22/2025	9:54 AM	-	20.32	-	1.2	-
	8/23/2025	10:05 AM	-	20.45	-	1.8	-
	8/25/2025	9:25 AM	-	21.09	-	0.6	-
	8/26/2025	9:42 AM	-	20.95	-	0.1	-
	8/27/2025	9:32 AM	-	21.03	-	1.2	-
	8/28/2025	9:35 AM	-	21.19	-	9.9	-
	8/29/2025	9:40 AM	-	21.42	-	0.0	-

Table 3
Liquid-Level Gauging Data Summary

Well Location	Date	Time of Day	Depth to LNAPL (ft.)	Depth to Water (ft.)	LNAPL Thickness (ft.)	Well Head Screening (ppm)	Comments
RW-4	9/2/2025	9:44 AM	-	23.97	-	0.1	-
	9/3/2025	9:42 AM	-	23.93	-	0.1	-
	9/4/2025	9:39 AM	-	24.11	-	0.1	-
	9/5/2025	9:18 AM	-	24.10	-	0.2	-
	9/6/2025	9:51 AM	-	23.65	-	0.5	-
	9/8/2025	11:45 AM	-	22.73	-	0.1	-
	9/9/2025	10:25 AM	-	22.16	-	0.8	-
	9/10/2025	11:26 AM	-	21.86	-	0.0	-
	9/13/2025	9:25 AM	-	22.93	-	0.3	-
	9/17/2025	11:50 AM	-	23.63	-	0.0	-
	9/22/2025	11:18 AM	-	22.66	-	0.5	-
	9/23/2025	11:05 AM	-	22.70	-	0.4	-
	9/24/2025	11:38 AM	-	23.25	-	0.2	-
	9/25/2025	10:10 AM	-	22.60	-	0.8	-
	9/26/2025	9:52 AM	-	22.17	-	1.4	-
	10/9/2025	8:49 AM	-	23.38	-	0.4	-
	10/15/2025	8:58 AM	-	23.71	-	0.8	-
	10/24/2025	8:42 AM	-	25.16	-	3.0	-
	10/29/2025	9:25 AM	-	24.79	-	0.0	-
	11/5/2025	10:08 AM	-	22.79	-	0.0	-
	11/12/2025	9:43 AM	-	24.26	-	0.0	-
	11/20/2025	11:36 AM	-	24.58	-	0.0	-
	11/25/2025	9:42 AM	-	24.05	-	0.2	-
	12/3/2025	10:10 AM	-	22.80	-	1.3	-
	12/10/2025	8:48 AM	-	21.38	-	0.0	-
	12/17/2025	9:36 AM	-	23.25	-	0.0	-
	12/23/2025	8:50 AM	-	18.81	-	0.0	-
	1/6/2026	9:56 AM	-	19.00	-	0.0	-
	1/14/2026	10:17 AM	-	17.33	-	0.0	-
	1/21/2026	9:48 AM	-	18.62	-	2.1	-
	1/28/2026	9:32 AM	-	19.39	-	0.0	-
	2/4/2026	9:13 AM	-	20.69	-	0.0	-
	2/11/2026	9:12 AM	-	20.94	-	0.0	-
	2/16/2026	9:38 AM	-	19.95	-	0.0	-
	2/25/2026	9:50 AM	-	13.25	-	0.0	-
	3/4/2026	12:58 PM	-	12.94	-	0.0	-
	3/11/2026	9:12 AM	-	12.45	-	0.2	-
	3/18/2026	9:25 AM	-	12.82	-	0.0	-
	3/25/2026	9:27 AM	-	13.76	-	0.0	-
	4/1/2026	9:00 AM	-	14.30	-	0.1	-
	4/8/2026	9:05 AM	-	15.29	-	0.0	-
	4/15/2026	8:56 AM	-	16.40	-	0.4	-
	4/22/2026	9:03 AM	-	17.12	-	0.5	-
	4/29/2026	11:07 AM	-	16.70	-	0.5	-
	5/6/2026	1:50 PM	-	18.22	-	0.2	-
	5/20/2026	8:26 AM	-	20.10	-	0.5	-
	5/27/2026	8:53 AM	-	15.88	-	0.0	-
	6/3/2026	9:05 AM	-	17.32	-	3.1	-
	6/10/2026	9:15 AM	-	18.33	-	0.2	-
	6/17/2026	9:40 AM	-	16.71	-	0.4	-
	6/24/2026	9:27 AM	-	15.74	-	3.1	-
	7/1/2026	9:00 AM	-	18.26	-	0.0	-
	7/8/2026	9:23 AM	-	16.86	-	2.3	-
	7/15/2026	10:55 AM	-	17.78	-	0.1	-
	7/22/2026	9:57 AM	-	13.04	-	15.4	-
	7/29/2026	8:42 AM	-	14.01	-	1.6	-
	8/5/2026	9:37 AM	-	12.60	-	0.0	-
	8/12/2026	8:58 AM	-	12.55	-	0.5	-
	8/19/2026	9:07 AM	-	13.14	-	0.4	-
	8/26/2026	8:56 AM	-	12.33	-	0.0	-
Well A	5/20/2026	10:14 AM	32.20	32.90	0.70	436.1	Approximately 2.1 gallons recovered during hand bailing
	5/21/2026	11:30 AM	28.57	29.11	0.54	-	Approximately 0.079 gallons recovered during hand bailing; sock deployed
	5/22/2026	9:00 AM	27.64	27.91	0.27	392	Approximately 3.5 gallons recovered from sock and during pumping; new sock was installed
	5/26/2026	9:00 AM	25.98	26.12	0.14	402.1	Approximately 5.13 gallons recovered from sock and during pumping; new sock was installed
	5/27/2026	10:10 AM	25.39	25.56	0.17	106.4	Approximately 5 gallons recovered during pumping
	5/29/2026	10:08 AM	25.50	25.61	0.11	280	Approximately 5.026 gallons recovered from sock and during pumping
	6/1/2026	10:40 AM	26.00	26.13	0.13	114.0	Approximately 5 gallons recovered during pumping
	6/1/2026	2:35 PM	-	32.12	-	-	-
	6/3/2026	10:33 AM	25.85	25.90	0.05	116.4	Approximately 4 gallons recovered during pumping
	6/5/2026	10:24 AM	26.59	26.67	0.08	200.9	Approximately 8 gallons recovered during pumping
	6/5/2026	2:00 PM	29.10	29.12	0.02	-	-
	6/8/2026	9:53 AM	26.40	26.41	0.01	89.8	Immeasurable sheen recovered during hand bailing
	6/10/2026	8:42 AM	26.60	26.65	0.05	401.9	Approximately 0.013 gallons recovered during pumping
	6/12/2026	9:08 AM	27.14	27.25	0.11	359.3	Approximately 0.5 gallons recovered during pumping
	6/15/2026	10:58 AM	27.40	27.52	0.12	212.0	Approximately 2 gallons recovered during pumping
	6/17/2026	9:00 AM	-	26.40	-	651.0	-
	6/19/2026	10:24 AM	26.34	26.36	0.02	518.1	Approximately 0.026 gallons recovered during hand bailing
	6/22/2026	10:54 AM	26.68	26.73	0.05	377.1	Approximately 0.052 gallons recovered during hand bailing
	6/24/2026	9:55 AM	26.27	26.28	0.01	245.5	Approximately 0.026 gallons recovered during hand bailing
	6/26/2026	10:03 AM	25.97	26.02	0.05	563.3	Approximately 0.039 gallons recovered during hand bailing
	6/29/2026	9:52 AM	-	26.41	-	418.8	-
	7/1/2026	9:50 AM	27.78	27.90	0.12	151.2	Approximately 4.526 gallons recovered during hand bailing and pumping
	7/2/2026	9:15 AM	27.74	27.80	0.06	173.9	Approximately 4 gallons recovered during pumping
	7/6/2026	10:35 AM	27.23	27.29	0.06	144.5	Approximately 0.026 gallons recovered during hand bailing
	7/8/2026	9:00 AM	-	26.78	-	168.2	-
	7/10/2026	10:20 AM	-	26.90	-	316.5	-
	7/13/2026	10:30 AM	27.09	27.19	0.10	248.3	Approximately 0.026 gallons recovered during hand bailing
	7/15/2026	10:09 AM	27.18	27.39	0.21	119.7	Approximately 0.079 gallons recovered during hand bailing
	7/17/2026	10:21 AM	27.40	27.50	0.10	273.3	Approximately 0.039 gallons recovered during hand bailing
	7/20/2026	10:11 AM	-	26.92	-	403.3	-
	7/22/2026	9:45 AM	26.65	26.85	0.20	125.5	Approximately 0.039 gallons recovered during hand bailing
	7/24/2026	10:15 AM	26.99	27.11	0.12	91.6	Approximately 0.16 gallons recovered during hand bailing
	7/27/2026	10:41 AM	-	26.65	-	436.5	-
	7/29/2026	8:28 AM	26.27	26.30	0.03	903.3	Approximately 0.132 gallons recovered during hand bailing
	7/31/2026	10:14 AM	28.55	28.84	0.29	263.2	Approximately 0.026 gallons recovered during hand bailing
	8/3/2026	11:35 AM	27.14	27.71	0.57	320.8	Approximately 0.806 gallons recovered during hand bailing
	8/5/2026	9:16 AM	26.37	26.45	0.08	382.3	Approximately 0.159 gallons recovered during hand bailing
	8/7/2026	10:00 AM	25.91	25.93	0.02	456.4	Approximately 0.026 gallons recovered during hand bailing
	8/10/2026	11:08 AM	26.09	26.22	0.13	507.8	Approximately 2.5 gallons recovered during pumping
	8/12/2026	8:40 AM	25.59	25.65	0.06	117.9	Approximately 0.066 gallons recovered during hand bailing
	8/14/2026	10:25 AM	26.14	26.19	0.05	282.4	Approximately 1 gallon recovered during pumping
	8/17/2026	10:22 AM	26.60	26.79	0.19	207.8	Approximately 0.5 gallons recovered during pumping
	8/19/2026	8:46 AM	-	26.43	-	107.0	Bailer Check Clear
	8/21/2026	9:55 AM	26.41	26.45	0.04	54.4	Approximately 1 gallon recovered during pumping
	8/24/2026	9:50 AM	-	25.61	-	129.9	Immeasurable sheen recovered during hand bailing
	8/26/2026	8:34 AM	25.12	25.26	0.14	280.5	Approximately 1 gallon recovered during pumping
	8/28/2026	8:17 AM	25.42	25.45	0.03	208.5	Approximately 0.039 gallons recovered during hand bailing
	8/31/2026	9:27 AM	24.38	24.47	0.09	481.2	Approximately 0.039 gallons recovered during hand bailing

Table 3
Liquid-Level Gauging Data Summary

Well Location	Date	Time of Day	Depth to LNAPL (ft.)	Depth to Water (ft.)	LNAPL Thickness (ft.)	Well Head Screening (ppm)	Comments
Well B	4/20/2026	3:20 PM	-	35.60	-	27.4	-
	4/21/2026	9:40 AM	-	35.02	-	0.6	-
	4/22/2026	10:15 AM	-	34.05	-	7.4	-
	4/23/2026	9:00 AM	-	33.87	-	-	-
	4/23/2026	3:25 PM	-	34.68	-	-	-
	4/27/2026	9:40 AM	22.25	22.27	0.02	30.6	Only sheen recovered during hand bailing
	4/28/2026	9:45 AM	-	32.12	-	17.2	-
	4/29/2026	10:00 AM	-	31.84	-	10.1	-
	4/30/2026	10:20 AM	-	31.90	-	-	-
	5/1/2026	10:20 AM	-	31.92	-	11.6	-
	5/4/2026	11:30 AM	-	33.20	-	13.0	-
	5/6/2026	10:40 AM	-	32.86	-	4.0	-
	5/8/2026	10:15 AM	-	33.54	-	1.0	-
	5/11/2026	10:50 AM	-	33.34	-	3.0	-
	5/12/2026	1:30 PM	-	33.10	-	1.1	-
	5/13/2026	10:15 AM	-	33.25	-	1.0	-
	5/15/2026	8:59 AM	-	32.67	-	35.7	-
	5/18/2026	10:00 AM	-	33.26	-	4.0	-
	5/20/2026	9:40 AM	-	33.46	-	7.0	-
	5/22/2026	9:55 AM	-	33.46	-	0.0	-
	5/26/2026	9:42 AM	-	32.26	-	2.2	-
	5/27/2026	10:00 AM	-	31.69	-	2.9	-
	5/29/2026	9:53 AM	-	32.04	-	2.6	-
	6/1/2026	9:59 AM	-	32.28	-	2.6	-
	6/3/2026	8:20 AM	-	32.19	-	3.7	-
	6/3/2026	9:35 AM	-	32.17	-	14.8	-
	6/5/2026	10:09 AM	-	32.38	-	37.5	-
	6/8/2026	9:33 AM	-	32.50	-	34.1	-
	6/10/2026	8:21 AM	-	32.50	-	92.3	-
	6/12/2026	10:10 AM	-	32.58	-	29.9	-
	6/15/2026	10:30 AM	-	33.51	-	7.2	-
	6/17/2026	8:42 AM	-	32.56	-	49.3	-
	6/19/2026	10:12 AM	-	32.39	-	34.4	-
	6/22/2026	10:14 AM	-	32.81	-	18.4	-
	6/24/2026	9:30 AM	-	32.49	-	17.9	-
	6/26/2026	9:28 AM	-	33.38	-	12.3	-
	6/29/2026	9:50 AM	-	32.78	-	25.0	-
	7/1/2026	8:02 AM	-	33.83	-	44.5	-
	7/2/2026	8:50 AM	-	33.77	-	16.4	-
	7/6/2026	10:11 AM	-	33.28	-	33.7	-
	7/8/2026	8:32 AM	-	32.89	-	26.5	-
	7/8/2026	8:32 AM	-	32.89	-	26.9	-
	7/10/2026	9:50 AM	-	32.77	-	30.6	-
	7/13/2026	9:58 AM	-	33.31	-	7.3	-
	7/15/2026	9:35 AM	-	33.30	-	7.5	-
	7/17/2026	9:25 AM	-	33.29	-	7.1	-
	7/20/2026	9:55 AM	-	33.07	-	6.0	-
	7/22/2026	8:47 AM	-	32.73	-	65.5	-
	7/24/2026	9:35 AM	33.02	33.08	0.06	39.8	Approximately 0.026 gallons recovered during hand bailing
	7/27/2026	9:43 AM	32.80	32.82	0.02	169.5	Approximately 0.11 gallons recovered during hand bailing
	7/29/2026	8:15 AM	32.41	32.43	0.02	818.2	Approximately 0.053 gallons recovered during hand bailing
	7/31/2026	9:28 AM	34.69	34.72	0.03	211.7	Approximately 0.013 gallons recovered during hand bailing
	8/3/2026	2:20 PM	33.00	33.02	0.02	69.4	Approximately 0.013 gallons recovered during hand bailing
	8/5/2026	8:45 AM	32.56	32.57	0.01	122.3	Approximately 0.013 gallons recovered during hand bailing
	8/7/2026	9:10 AM	31.68	31.75	0.07	133.7	Approximately 0.11 gallons recovered during hand bailing
	8/10/2026	10:20 AM	-	31.80	-	312.3	Bailer Check Clear
	8/12/2026	9:23 AM	31.65	31.89	0.24	537.7	Approximately 0.079 gallons recovered during hand bailing
	8/14/2026	10:06 AM	32.15	32.72	0.57	439.9	Approximately 0.13 gallons recovered during hand bailing
	8/17/2026	9:47 AM	30.00	30.24	0.24	577.1	Approximately 0.053 gallons recovered during hand bailing
	8/19/2026	8:32 AM	-	32.10	-	274.8	Bailer Check Clear
	8/21/2026	9:40 AM	-	31.99	-	287.6	Bailer Check Clear
	8/24/2026	10:04 AM	31.32	31.89	0.57	432.4	Approximately 0.26 gallons recovered during hand bailing
	8/26/2026	8:29 AM	31.20	31.80	0.60	577.2	Approximately 0.13 gallons recovered during hand bailing
	8/28/2026	8:40 AM	30.90	31.15	0.25	465.1	Approximately 0.066 gallons recovered during hand bailing
	8/31/2026	9:48 AM	30.11	31.23	1.12	107.2	Approximately 1.55 gallons recovered during hand bailing

Table 3
Liquid-Level Gauging Data Summary

Well Location	Date	Time of Day	Depth to LNAPL (ft.)	Depth to Water (ft.)	LNAPL Thickness (ft.)	Well Head Screening (ppm)	Comments
Well C	4/20/2026	-	26.92	27.20	0.28	140	Approximately 0.06 gallons recovered during hand bailing
	4/20/2026	3:48 PM	26.62	26.75	0.13	-	Approximately 0.06 gallons recovered during hand bailing
	4/21/2026	9:15 AM	26.62	26.89	0.27	183.7	Approximately 5 gallons recovered during pumping
	4/22/2026	9:30 AM	26.00	26.05	0.05	148.3	Approximately 0.026 gallons recovered during hand bailing Immeasurable sheen recovered during pumping
	4/23/2026	9:00 AM	-	24.80	-	-	-
	4/23/2026	12:50 PM	26.90	26.95	0.05	-	-
	4/23/2026	3:55 PM	-		-	-	No LNAPL recovery after pumping 4.5 hours
	4/27/2026	9:30 AM	24.65	24.72	0.07	66.5	Approximately 6 gallons recovered during pumping
	4/28/2026	9:43 AM	-	24.48	-	30.6	-
	4/29/2026	10:10 AM	-	24.29	-	22.2	-
	4/30/2026	10:15 AM	-	24.34	-	-	-
	5/1/2026	10:35 AM	-	24.81	-	20.7	Immeasurable sheen recovered during pumping
	5/4/2026	9:55 AM	-	24.85	-	8.0	Immeasurable sheen recovered during pumping
	5/6/2026	9:40 AM	-	25.31	-	1.0	-
	5/8/2026	11:30 AM	25.92	25.93	0.01	37.0	Immeasurable sheen recovered during hand bailing
	5/11/2026	9:45 AM	-	26.15	-	8.0	Immeasurable sheen recovered during hand bailing
	5/12/2026	1:35 PM	-	25.80	-	25.6	-
	5/13/2026	9:55 AM	26.31	26.32	0.01	8.0	Approximately 0.013 gallons recovered during hand bailing
	5/15/2026	8:56 AM	25.25	25.28	0.03	298.7	Approximately 0.125 gallons recovered during pumping
	5/18/2026	10:20 AM	26.18	26.21	0.03	53.0	Immeasurable sheen recovered during hand bailing
	5/20/2026	8:10 AM	-	26.39	-	198.1	-
	5/22/2026	10:00 AM	-	26.14	-	72.3	-
	5/26/2026	9:45 AM	-	24.45	-	149.8	-
	5/27/2026	10:05 AM	-	24.09	-	79.2	-
	5/29/2026	9:59 AM	-	24.28	-	75.8	-
	6/1/2026	9:55 AM	-	24.69	-	58.6	-
	6/3/2026	8:11 AM	-	24.46	-	69.0	-
	6/3/2026	9:53 AM	-	24.31	-	39.9	-
	6/5/2026	10:14 AM	-	25.00	-	100.1	-
	6/8/2026	9:35 AM	24.60	24.79	0.19	42.7	Approximately 2 gallons recovered during pumping
	6/10/2026	8:17 AM	25.19	25.35	0.16	264.2	-
	6/10/2026	11:00 AM	29.30	29.31	0.01	-	Approximately 2 gallons recovered during pumping
	6/12/2026	10:15 AM	25.12	25.22	0.10	117.2	Approximately 0.026 gallons recovered during hand bailing
	6/15/2026	10:35 AM	26.44	26.53	0.09	180.9	Approximately 2 gallons recovered during pumping
	6/17/2026	8:33 AM	-	24.88	-	550.6	-
	6/19/2026	10:06 AM	24.89	24.93	0.04	215.3	Approximately 0.039 gallons recovered during hand bailing
	6/22/2026	10:02 AM	25.35	25.38	0.03	581.2	Approximately 2.132 gallons recovered during hand bailing and pumping
	6/24/2026	9:33 AM	24.82	24.85	0.03	179.8	Approximately 0.026 gallons recovered during hand bailing
	6/26/2026	9:16 AM	24.82	24.83	0.01	278.8	Approximately 0.013 gallons recovered during hand bailing
	6/29/2026	9:45 AM	-	25.27	-	240.2	-
	7/1/2026	8:00 AM	-	27.38	-	601.4	-
	7/2/2026	8:25 AM	26.85	26.87	0.02	177.5	Approximately 0.024 gallons recovered during hand bailing
	7/6/2026	10:05 AM	-	26.19	-	356.4	-
	7/8/2026	8:24 AM	-	25.62	-	444.2	-
	7/8/2026	9:20 AM	25.55	25.60	0.05	147.4	Approximately 0.026 gallons recovered during hand bailing
	7/10/2026	9:39 AM	25.27	25.30	0.03	355.6	Approximately 0.026 gallons recovered during hand bailing
	7/13/2026	9:50 AM	26.41	26.46	0.05	341.6	Approximately 4.026 gallons recovered during hand bailing and pumping
	7/15/2026	9:23 AM	26.14	26.17	0.03	166.3	Approximately 0.026 gallons recovered during hand bailing
	7/17/2026	9:15 AM	-	26.11	-	211.5	-
	7/20/2026	9:50 AM	-	25.87	-	335.3	-
	7/22/2026	8:38 AM	-	25.29	-	383.6	-
	7/24/2026	9:15 AM	25.71	25.75	0.04	183.4	Approximately 0.026 gallons recovered during hand bailing
	7/27/2026	9:32 AM	25.69	25.72	0.03	232.9	Approximately 0.079 gallons recovered during hand bailing
	7/29/2026	8:10 AM	25.24	25.35	0.11	705.7	Approximately 0.106 gallons recovered during hand bailing
	7/31/2026	9:17 AM	27.32	27.35	0.03	273.6	Approximately 0.026 gallons recovered during hand bailing
	8/3/2026	1:30 PM	25.67	25.91	0.24	399.6	Approximately 0.53 gallons recovered during hand bailing
	8/5/2026	8:57 AM	25.31	25.36	0.05	408.9	Approximately 0.118 gallons recovered during hand bailing
	8/7/2026	9:20 AM	-	24.13	-	281.5	Approximately 1 gallons recovered during pumping
	8/10/2026	10:15 AM	-	24.56	-	270.4	Bailer Check Clear
	8/12/2026	8:18 AM	-	24.16	-	204.5	Approximately 1.5 gallons recovered during pumping
	8/14/2026	9:45 AM	-	25.68	-	172.2	Immeasurable sheen recovered during hand bailing
	8/17/2026	10:00 AM	-	25.58	-	210.0	Immeasurable sheen recovered during hand bailing
	8/19/2026	9:04 AM	25.20	25.25	0.05	211.5	Approximately 0.526 gallons recovered during hand bailing and pumping
	8/21/2026	9:36 AM	-	25.05	-	172.5	Bailer Check Clear
	8/24/2026	9:25 AM	-	24.38	-	145.2	Bailer Check Clear
	8/26/2026	8:25 AM	-	23.93	-	128.3	Immeasurable sheen recovered during pumping
	8/28/2026	8:46 AM	-	23.55	-	164.4	Bailer Check Clear
	8/31/2026	10:33 AM	-	23.06	-	343.1	Bailer Check Clear
Well D	6/3/2026	1:12 PM	-	28.10	-	-	-
	6/8/2026	9:45 AM	-	23.21	-	67.2	-
	6/11/2026	-	-	23.50	-	-	-
	6/12/2026	-	-	23.42	-	-	-
	6/15/2026	10:18 AM	-	24.53	-	11.2	-
	6/17/2026	8:15 AM	-	22.70	-	4.0	-
	6/19/2026	9:58 AM	-	23.02	-	0.8	-
	6/22/2026	10:36 AM	-	23.62	-	1.7	-
	6/24/2026	8:10 AM	-	21.32	-	282.5	-
	6/29/2026	9:36 AM	-	21.65	-	35.3	-
	7/1/2026	7:43 AM	-	23.70	-	380.1	-
	7/6/2026	10:00 AM	-	20.08	-	29.0	-
	7/8/2026	8:07 AM	-	19.69	-	1.1	-
	7/13/2026	9:40 AM	-	19.94	-	18.3	-
	7/15/2026	9:20 AM	-	20.65	-	115.7	-
	7/20/2026	9:45 AM	-	21.17	-	69.6	-
	7/22/2026	8:17 AM	-	21.82	-	185.7	-
	7/27/2026	9:28 AM	-	23.10	-	97.5	-
	7/29/2026	8:00 AM	-	22.44	-	196.5	-
	8/3/2026	12:50 PM	20.82	20.85	0.03	20.3	Approximately 0.013 gallons recovered during hand bailing
	8/5/2026	8:49 AM	-	17.80	-	16.7	-
	8/7/2026	11:10 AM	-	16.18	-	3.2	-
	8/10/2026	10:03 AM	-	16.29	-	1.1	Bailer check clear
	8/12/2026	8:11 AM	-	16.85	-	10.9	Bailer check clear
	8/14/2026	9:37 AM	-	18.92	-	31.0	Bailer check clear
	8/17/2026	10:07 AM	-	19.85	-	15.2	Bailer check clear
	8/19/2026	8:17 AM	-	19.85	-	20.8	Bailer check clear
	8/21/2026	9:30 AM	-	18.34	-	8.7	Bailer check clear
	8/24/2026	9:30 AM	-	17.02	-	0.4	Bailer check clear
	8/26/2026	8:15 AM	-	17.26	-	0.4	Bailer check clear
	8/28/2026	8:51 AM	-	12.29	-	15.3	Bailer check clear
	8/31/2026	10:39 AM	-	12.28	-	23.8	Bailer check clear
Well E	6/8/2026	9:40 AM	-	25.87	-	7.6	-
	6/11/2026	-	-	25.46	-	-	-
	6/12/2026	-	-	25.51	-	-	-
	6/15/2026	10:10 AM		26.45	-	0.0	-
	6/17/2026	11:52 AM	-	25.86	-	3.6	-
	6/19/2026	10:02 AM	-	25.80	-	6.1	-
	6/22/2026	10:32 AM	-	26.04	-	31.6	-
	6/24/2026	11:06 AM	-	25.78	-	5.4	-
	6/29/2026	9:32 AM	-	25.89	-	399.8	-
	7/1/2026	10:47 AM	-	27.10	-	1.6	-
	7/6/2026	9:55 AM	-	26.49	-	2.0	-
	7/8/2026	11:02 AM	-	26.15	-	1.8	-
	7/13/2026	9:39 AM	-	26.59	-	1.1	-
	7/15/2026	1:50 PM	-	26.03	-	3.1	-
	7/20/2026	9:39 AM	-	26.32	-	0.6	-
	7/22/2026	11:40 AM	-	25.60	-	20.6	-
	7/27/2026	9:25 AM	-	25.83	-	8.4	-
	7/29/2026	10:15 AM	-	25.55	-	2.1	-
	8/3/2026	2:55 PM	-	26.36	-	2.6	-
	8/5/2026	11:43 AM	-	25.78	-	0.1	Bailer check clear
	8/10/2026	10:09 AM	-	25.08	-	3.5	-
	8/12/2026	10:49 AM	-	25.00	-	9.3	-
	8/17/2026	10:11 AM	-	25.70	-	21.0	Bailer check clear
	8/19/2026	10:32 AM	-	25.59	-	4.0	-
	8/24/2026	9:38 AM	-	25.11	-	10.7	Bailer check clear
	8/26/2026	10:40 AM	-	24.75	-	12.1	-
	8/31/2026	10:46 AM	-	24.25	-	35.4	Bailer check clear

Notes:
ft. = feet
LNAPL = Light Non-Aqueous Phase Liquid
LEL - Lower Explosive Limit
NA = Not Applicable
NM = Not Measured
Well head screening is completed with a photoionization detector (PID).
Transducers were installed at 108 Spencer Road, RW-1, and RW-4 on September 10, 2025.

Table 4

Monitoring Well Liquid-Level Gauging Data Summary

Well Location	Date	Top of Casing Elevation (ft.)	Depth to LNAPL (ft.)	Depth to Water (ft.)	LNAPL Thickness (ft.)	Groundwater Elevation (ft.)	Well Head Screening (ppm)
MW-1S	8/4/2025	225.20	-	24.26	-	200.94	0.0
	8/5/2025		-	23.54	-	201.66	4.9
Screen	8/6/2025		-	23.25	-	201.95	4.4
20.15 - 40.15 ft	8/7/2025		-	23.06	-	202.14	4.4
	8/8/2025		-	22.65	-	202.55	7.1
	8/11/2025		-	22.82	-	202.38	1.7
	8/12/2025		-	22.98	-	202.22	1.2
	8/13/2025		-	23.18	-	202.02	2.2
	8/13/2025		-	23.17	-	202.03	1.4
	8/14/2025		-	23.25	-	201.95	1.4
	8/15/2025		-	23.23	-	201.97	0.8
	8/15/2025		-	23.36	-	201.84	0.3
	8/18/2025		-	23.51	-	201.69	0.6
	8/19/2025		-	24.24	-	200.96	0.4
	8/20/2025		-	24.19	-	201.01	0.1
	8/21/2025		-	24.05	-	201.15	0.6
	8/22/2025		-	26.31	-	198.89	0.6
	8/26/2025		-	24.60	-	200.60	0.0
	8/27/2025		-	24.30	-	200.90	0.0
	8/28/2025		-	24.61	-	200.59	0.2
	8/29/2025		-	24.63	-	200.57	0.2
	9/2/2025		-	25.38	-	199.82	0.1
	9/3/2025		-	25.48	-	199.72	0.0
	9/4/2025		-	25.29	-	199.91	0.0
	9/5/2025		-	25.40	-	199.80	0.0
	9/8/2025		-	25.46	-	199.74	0.0
	9/9/2025		-	25.28	-	199.92	0.2
	9/10/2025		-	25.04	-	200.16	0.0
	9/17/2025		-	25.56	-	199.64	0.0
	9/24/2025		-	25.34	-	199.86	0.1
	10/1/2025		-	25.50	-	199.70	0.3
	10/9/2025		-	26.12	-	199.08	0.0
	10/15/2025		-	26.24	-	198.96	0.0
	10/24/2025		-	26.52	-	198.68	0.1
	10/29/2025		-	26.59	-	198.61	0.0
	11/5/2025		-	26.21	-	198.99	0.0
	11/13/2025		-	26.20	-	199.00	0.0
	11/18/2025		-	26.72	-	198.48	0.0
	11/25/2025		-	26.30	-	198.90	0.0
	12/3/2025		-	25.55	-	199.65	60.8
	12/8/2025		-	25.22	-	199.98	0.2
	12/10/2025		-	24.88	-	200.32	29.3
	12/17/2025		-	27.56	-	197.64	8.5
	12/23/2025		-	23.53	-	201.67	8.6
	1/6/2026		-	23.60	-	201.60	6.4
	1/14/2026		-	22.75	-	202.45	3.9
	1/21/2026		-	23.54	-	201.66	0.9
	1/28/2026		-	23.78	-	201.42	5.4
	2/4/2026		-	24.46	-	200.74	22.0
	2/11/2026		-	24.47	-	200.73	10.6
	2/18/2026		-	24.45	-	200.75	5.3
	2/25/2026		-	11.29	-	213.91	10.5
	3/4/2026		-	19.60	-	205.60	3.2
	3/11/2026		-	17.96	-	207.24	8.6
	3/18/2026		-	18.90	-	206.30	4.6
	3/25/2026		-	19.24	-	205.96	4.3
	4/1/2026		-	19.58	-	205.62	5.9
	4/8/2026		-	20.98	-	204.22	3.1
	4/15/2026		-	21.81	-	203.39	6.6
	4/22/2026		-	22.75	-	202.45	9.0
	4/29/2026		-	22.87	-	202.33	4.0
	5/6/2026		-	23.90	-	201.30	6.5
	5/12/2026		-	23.90	-	201.30	0.9
	5/20/2026		-	25.28	-	199.92	5.3
	5/27/2026		-	23.26	-	201.94	41.5
	6/3/2026		-	23.86	-	201.34	7.6
	6/10/2026		-	24.10	-	201.10	17.8
	6/17/2026		-	24.27	-	200.93	18.2
	6/24/2026		-	24.12	-	201.08	9.3
	7/1/2026		-	24.91	-	200.29	6.6
	7/8/2026		-	24.43	-	200.77	9.0
	7/15/2026		-	24.58	-	200.62	10.1
	7/22/2026		-	23.63	-	201.57	6.4
	7/29/2026		-	23.90	-	201.30	5.8

Table 4

Monitoring Well Liquid-Level Gauging Data Summary

Well Location	Date	Top of Casing Elevation (ft.)	Depth to LNAPL (ft.)	Depth to Water (ft.)	LNAPL Thickness (ft.)	Groundwater Elevation (ft.)	Well Head Screening (ppm)
MW-1S (Cont'd)	8/5/2026		-	23.60	-	201.60	4.1
	8/12/2026		-	22.71	-	202.49	2.6
	8/19/2026		-	23.30	-	201.90	1.1
	8/26/2026		-	21.88	-	203.32	4.5

Table 4

Monitoring Well Liquid-Level Gauging Data Summary

Well Location	Date	Top of Casing Elevation (ft.)	Depth to LNAPL (ft.)	Depth to Water (ft.)	LNAPL Thickness (ft.)	Groundwater Elevation (ft.)	Well Head Screening (ppm)
MW-1D	8/4/2025	225.55	-	27.84	-	197.71	0.0
	8/5/2025		-	27.38	-	198.17	0.0
Screen	8/6/2025		-	27.15	-	198.40	0.0
50.80- 75.80 ft	8/7/2025		-	26.94	-	198.61	0.0
	8/8/2025		-	27.07	-	198.48	0.2
	8/11/2025		-	27.55	-	198.00	0.0
	8/12/2025		-	27.97	-	197.58	0.0
	8/13/2025		-	27.93	-	197.62	0.0
	8/13/2025		-	27.87	-	197.68	0.0
	8/14/2025		-	28.12	-	197.43	0.0
	8/15/2025		-	28.05	-	197.50	0.0
	8/15/2025		-	29.05	-	196.50	0.0
	8/18/2025		-	29.59	-	195.96	0.0
	8/19/2025		-	28.55	-	197.00	0.0
	8/20/2025		-	28.25	-	197.30	0.0
	8/21/2025		-	28.01	-	197.54	0.3
	8/22/2025		-	28.40	-	197.15	0.3
	8/26/2025		-	29.58	-	195.97	0.0
	8/27/2025		-	28.58	-	196.97	0.0
	8/28/2025		-	29.55	-	196.00	0.2
	8/29/2025		-	28.85	-	196.70	0.2
	9/2/2025		-	29.46	-	196.09	0.5
	9/3/2025		-	29.54	-	196.01	0.2
	9/4/2025		-	29.37	-	196.18	0.0
	9/5/2025		-	29.45	-	196.10	0.0
	9/8/2025		-	29.53	-	196.02	0.0
	9/9/2025		-	29.38	-	196.17	0.2
	9/10/2025		-	29.18	-	196.37	0.0
	9/17/2025		-	29.24	-	196.31	0.0
	9/24/2025		-	29.18	-	196.37	0.2
	10/1/2025		-	29.19	-	196.36	0.3
	10/9/2025		-	29.80	-	195.75	0.1
	10/15/2025		-	30.15	-	195.40	0.1
	10/24/2025		-	30.23	-	195.32	0.1
	10/29/2025		-	30.12	-	195.43	0.0
	11/5/2025		-	30.14	-	195.41	0.0
	11/13/2025		-	30.07	-	195.48	0.0
	11/20/2025		-	31.12	-	194.43	0.0
	11/25/2025		-	30.18	-	195.37	0.1
	12/3/2025		-	29.49	-	196.06	0.0
	12/5/2025		-	29.29	-	196.26	0.0
	12/10/2025		-	29.10	-	196.45	0.0
	12/17/2025		-	29.83	-	195.72	0.0
	12/23/2025		-	28.22	-	197.33	0.0
	1/6/2026		-	25.28	-	200.27	0.0
	1/14/2026		-	27.40	-	198.15	0.0
	1/21/2026		-	27.80	-	197.75	0.0
	1/28/2026		-	28.15	-	197.40	0.0
	2/4/2026		-	28.90	-	196.65	0.0
	2/11/2026		-	28.83	-	196.72	0.0
	2/18/2026		-	28.80	-	196.75	0.0
	2/25/2026		-	25.13	-	200.42	0.4
	3/4/2026		-	24.17	-	201.38	0.3
	3/11/2026		-	23.09	-	202.46	0.5
	3/18/2026		-	23.88	-	201.67	0.1
	3/25/2026		-	24.42	-	201.13	0.1
	4/1/2026		-	24.97	-	200.58	0.0
	4/8/2026		-	26.10	-	199.45	0.0
	4/15/2026		-	26.84	-	198.71	0.0
	4/22/2026		-	27.50	-	198.05	0.0
	4/29/2026		-	27.50	-	198.05	0.2
	5/6/2026		-	28.57	-	196.98	0.0
	5/12/2026		-	28.47	-	197.08	0.0
	5/20/2026		-	29.42	-	196.13	0.0

Table 4

Monitoring Well Liquid-Level Gauging Data Summary

Well Location	Date	Top of Casing Elevation (ft.)	Depth to LNAPL (ft.)	Depth to Water (ft.)	LNAPL Thickness (ft.)	Groundwater Elevation (ft.)	Well Head Screening (ppm)
MW-1D	5/27/2026		-	27.21	-	198.34	0.0
(continued)	6/3/2026		-	27.88	-	197.67	0.0
	6/10/2026		-	28.10	-	197.45	0.0
	6/17/2026		-	29.34	-	196.21	0.0
	6/24/2026		-	28.20	-	197.35	0.1
	7/1/2026		-	29.51	-	196.04	0.0
	7/8/2026		-	28.68	-	196.87	0.0
	7/15/2026		-	29.11	-	196.44	0.0
	7/22/2026		-	28.30	-	197.25	0.0
	7/29/2026		-	28.30	-	197.25	0.0
	8/5/2026		-	28.15	-	197.40	0.0
	8/12/2026		-	27.40	-	198.15	0.0
	8/19/2026		-	28.25	-	197.30	0.0
	8/26/2026		-	27.09	-	198.46	0.0

Table 4

Monitoring Well Liquid-Level Gauging Data Summary

Well Location	Date	Top of Casing Elevation (ft.)	Depth to LNAPL (ft.)	Depth to Water (ft.)	LNAPL Thickness (ft.)	Groundwater Elevation (ft.)	Well Head Screening (ppm)
MW-2S	8/4/2025	223.96	-	26.50	-	197.46	1.1
	8/5/2025		-	24.69	-	199.27	0.0
Screen	8/6/2025		-	25.35	-	198.61	0.0
20.15- 40.15 ft	8/7/2025		-	25.21	-	198.75	0.4
	8/8/2025		-	25.28	-	198.68	0.7
	8/11/2025		-	25.79	-	198.17	0.3
	8/12/2025		-	26.15	-	197.81	0.3
	8/13/2025		-	26.27	-	197.69	0.1
	8/13/2025		-	26.27	-	197.69	0.2
	8/14/2025		-	26.50	-	197.46	0.1
	8/15/2025		-	26.25	-	197.71	0.0
	8/15/2025		-	27.32	-	196.64	0.1
	8/18/2025		-	26.75	-	197.21	0.0
	8/19/2025		-	26.82	-	197.14	0.3
	8/20/2025		-	26.59	-	197.37	0.1
	8/21/2025		-	26.47	-	197.49	0.9
	8/22/2025		-	25.24	-	198.72	0.4
	8/26/2025		-	27.52	-	196.44	0.0
	8/27/2025		-	26.75	-	197.21	0.0
	8/28/2025		-	27.06	-	196.90	0.2
	8/29/2025		-	27.19	-	196.77	1.1
	9/2/2025		-	27.53	-	196.43	0.6
	9/3/2025		-	27.80	-	196.16	0.0
	9/4/2025		-	27.37	-	196.59	0.1
	9/5/2025		-	27.47	-	196.49	0.0
	9/8/2025		-	27.53	-	196.43	0.0
	9/9/2025		-	27.50	-	196.46	0.1
	9/10/2025		-	27.43	-	196.53	0.0
	9/15/2025		-	28.16	-	195.80	0.0
	9/17/2025		-	27.58	-	196.38	0.0
	9/24/2025		-	27.50	-	196.46	0.1
	10/1/2025		-	27.54	-	196.42	0.4
	10/9/2025		-	28.11	-	195.85	0.2
	10/15/2025		-	28.60	-	195.36	0.1
	10/24/2025		-	28.53	-	195.43	0.0
	10/29/2025		-	28.49	-	195.47	0.0
	11/5/2025		-	28.65	-	195.31	0.0
	11/13/2025		-	28.32	-	195.64	0.0
	11/18/2025		-	28.86	-	195.10	0.0
	11/25/2025		-	28.55	-	195.41	0.0
	12/3/2025		-	27.88	-	196.08	0.0
	12/3/2025		-	27.79	-	196.17	0.0
	12/10/2025		-	27.42	-	196.54	0.0
	12/17/2025		-	28.14	-	195.82	0.0
	12/23/2025		-	26.59	-	197.37	0.0
	1/6/2025		-	26.74	-	197.22	0.0
	1/14/2026		-	25.79	-	198.17	0.0
	1/21/2026		-	26.14	-	197.82	0.0
	1/28/2026		-	26.50	-	197.46	0.0
	2/4/2026		-	27.10	-	196.86	0.0
	2/11/2026		-	27.20	-	196.76	0.0
	2/18/2026		-	27.16	-	196.80	0.0
	2/25/2026		-	23.81	-	200.15	0.0
	3/4/2026		-	22.46	-	201.50	0.0
	3/11/2026		-	21.28	-	202.68	0.0
	3/18/2026		-	22.29	-	201.67	0.0
	3/25/2026		-	22.76	-	201.20	0.0
	4/1/2026		-	23.19	-	200.77	0.1
	4/8/2026		-	24.35	-	199.61	0.0
	4/15/2026		-	25.10	-	198.86	0.2
	4/22/2026		-	25.91	-	198.05	0.5
	4/29/2026		-	25.96	-	198.00	0.5
	5/6/2026		-	27.16	-	196.80	0.3
	5/12/2026		-	26.95	-	197.01	0.1
	5/20/2026		-	27.84	-	196.12	1.7
	5/27/2026		-	25.66	-	198.30	13.1

Table 4

Monitoring Well Liquid-Level Gauging Data Summary

Well Location	Date	Top of Casing Elevation (ft.)	Depth to LNAPL (ft.)	Depth to Water (ft.)	LNAPL Thickness (ft.)	Groundwater Elevation (ft.)	Well Head Screening (ppm)
MW-2S (continued)	6/3/2026		-	26.50	-	197.46	1.7
	6/10/2026		-	26.60	-	197.36	5.2
	6/17/2026		-	26.94	-	197.02	4.0
	6/24/2026		-	26.77	-	197.19	0.1
	7/1/2026		-	27.75	-	196.21	0.0
	7/8/2026		-	27.09	-	196.87	0.2
	7/15/2026		-	27.44	-	196.52	0.0
	7/22/2026		-	26.89	-	197.07	0.0
	7/29/2026		-	26.79	-	197.17	0.1
	8/5/2026		-	26.73	-	197.23	0.0
	8/12/2026		-	26.11	-	197.85	0.0
	8/19/2026		-	26.66	-	197.30	0.0
	8/26/2026		-	25.55	-	198.41	0.0

Table 4

Monitoring Well Liquid-Level Gauging Data Summary

Well Location	Date	Top of Casing Elevation (ft.)	Depth to LNAPL (ft.)	Depth to Water (ft.)	LNAPL Thickness (ft.)	Groundwater Elevation (ft.)	Well Head Screening (ppm)
MW-2D	8/4/2025	224.31	-	28.30	-	196.01	0.0
	8/5/2025		-	27.54	-	196.77	0.0
	8/6/2025		-	27.50	-	196.81	0.0
Screen	8/7/2025		-	27.03	-	197.28	0.0
49.85- 74.85 ft	8/8/2025		-	27.27	-	197.04	0.3
	8/11/2025		-	27.40	-	196.91	0.1
	8/12/2025		-	27.85	-	196.46	0.0
	8/13/2025		-	28.04	-	196.27	0.0
	8/13/2025		-	27.93	-	196.38	0.0
	8/14/2025		-	27.50	-	196.81	0.0
	8/15/2025		-	28.02	-	196.29	0.0
	8/15/2025		-	29.14	-	195.17	0.0
	8/18/2025		-	28.74	-	195.57	0.0
	8/19/2025		-	28.94	-	195.37	0.1
	8/20/2025		-	28.35	-	195.96	0.2
	8/21/2025		-	28.05	-	196.26	0.8
	8/22/2025		-	28.87	-	195.44	0.0
	8/26/2025		-	32.74	-	191.57	0.0
	8/27/2025		-	28.44	-	195.87	0.0
	8/28/2025		-	28.78	-	195.53	0.2
	8/29/2025		-	29.18	-	195.13	0.3
	9/2/2025		-	29.62	-	194.69	0.7
	9/3/2025		-	31.11	-	193.20	0.0
	9/4/2025		-	29.80	-	194.51	0.0
	9/5/2025		-	29.68	-	194.63	0.0
	9/8/2025		-	29.36	-	194.95	0.0
	9/9/2025		-	29.56	-	194.75	0.3
	9/10/2025		-	29.36	-	194.95	0.0
	9/17/2025		-	29.16	-	195.15	0.0
	9/24/2025		-	29.26	-	195.05	0.1
	10/1/2025		-	29.23	-	195.08	0.4
	10/9/2025		-	29.45	-	194.86	0.3
	10/15/2025		-	29.73	-	194.58	0.2
	10/24/2025		-	29.91	-	194.40	0.1
	10/29/2025		-	29.92	-	194.39	0.0
	11/5/2025		-	30.63	-	193.68	0.0
	11/13/2025		-	29.87	-	194.44	0.0
	11/20/2025		-	30.05	-	194.26	0.0
	11/25/2025		-	30.42	-	193.89	0.0
	12/3/2025		-	29.87	-	194.44	0.0
	12/3/2025		-	29.49	-	194.82	0.2
	12/10/2025		-	29.86	-	194.45	0.0
	12/17/2025		-	30.09	-	194.22	0.0
	12/23/2025		-	28.95	-	195.36	0.0
	1/6/2025		-	28.85	-	195.46	0.0
	1/14/2026		-	28.11	-	196.20	0.0
	1/21/2026		-	27.45	-	196.86	0.0
	1/28/2026		-	28.15	-	196.16	0.1
	2/4/2026		-	29.07	-	195.24	0.0
	2/11/2026		-	28.88	-	195.43	0.0
	2/18/2026		-	28.91	-	195.40	0.0
	2/25/2026		-	25.90	-	198.41	0.0
	3/4/2026		-	24.26	-	200.05	0.0
	3/11/2026		-	22.89	-	201.42	0.3
	3/18/2026		-	23.15	-	201.16	0.0
	3/25/2026		-	24.18	-	200.13	0.0
	4/1/2026		-	24.90	-	199.41	0.0
	4/8/2026		-	25.92	-	198.39	0.0
	4/15/2026		-	26.97	-	197.34	0.0
	4/22/2026		-	27.66	-	196.65	0.2
	4/29/2026		-	28.07	-	196.24	0.6
	5/6/2026		-	28.61	-	195.70	0.2
	5/12/2026		-	30.09	-	194.22	0.0
	5/20/2026		-	29.53	-	194.78	0.0
	5/27/2026		-	28.48	-	195.83	0.3
	6/3/2026		-	28.00	-	196.31	0.0
	6/10/2026		-	28.41	-	195.90	0.2
	6/17/2026		-	28.89	-	195.42	0.0
	6/24/2026		-	28.60	-	195.71	0.2
	7/1/2026		-	29.63	-	194.68	0.0
	7/8/2026		-	30.50	-	193.81	0.0
	7/15/2026		-	29.46	-	194.85	0.0
	7/22/2026		-	29.28	-	195.03	0.0
	7/29/2026		-	28.84	-	195.47	0.1

Table 4

Monitoring Well Liquid-Level Gauging Data Summary

Well Location	Date	Top of Casing Elevation (ft.)	Depth to LNAPL (ft.)	Depth to Water (ft.)	LNAPL Thickness (ft.)	Groundwater Elevation (ft.)	Well Head Screening (ppm)
MW-2D (Cont'd)	8/5/2026		-	29.14	-	195.17	0.1
	8/12/2026		-	28.35	-	195.96	0.0
	8/19/2026		-	28.54	-	195.77	0.0
	8/26/2026		-	27.74	-	196.57	0.0

Table 4

Monitoring Well Liquid-Level Gauging Data Summary

Well Location	Date	Top of Casing Elevation (ft.)	Depth to LNAPL (ft.)	Depth to Water (ft.)	LNAPL Thickness (ft.)	Groundwater Elevation (ft.)	Well Head Screening (ppm)
MW-3S	8/4/2025	225.66	-	11.11	-	214.55	0.0
	8/5/2025		-	8.58	-	217.08	0.0
	8/6/2025		-	8.05	-	217.61	0.0
Screen	8/7/2025		-	7.76	-	217.90	0.0
20.15- 40.15 ft	8/8/2025		-	7.67	-	217.99	0.2
	8/11/2025		-	7.83	-	217.83	0.1
	8/12/2025		-	7.99	-	217.67	0.2
	8/13/2025		-	7.96	-	217.70	0.1
	8/13/2025		-	8.02	-	217.64	0.1
	8/14/2025		-	8.03	-	217.63	0.0
	8/15/2025		-	8.13	-	217.53	0.0
	8/15/2025		-	8.16	-	217.50	0.0
	8/18/2025		-	8.21	-	217.45	0.0
	8/19/2025		-	21.59	-	204.07	0.0
	8/20/2025		-	11.78	-	213.88	0.0
	8/21/2025		-	8.95	-	216.71	1.2
	8/22/2025		-	8.89	-	216.77	0.0
	8/26/2025		-	8.63	-	217.03	0.0
	8/27/2025		-	8.76	-	216.90	0.0
	8/28/2025		-	9.03	-	216.63	0.9
	8/29/2025		-	8.76	-	216.90	0.2
	9/2/2025		-	9.13	-	216.53	0.8
	9/3/2025		-	10.80	-	214.86	0.0
	9/4/2025		-	9.06	-	216.60	0.1
	9/5/2025		-	9.00	-	216.66	0.0
	9/8/2025		-	8.60	-	217.06	0.0
	9/9/2025		-	8.40	-	217.26	0.2
	9/10/2025		-	8.33	-	217.33	0.0
	9/17/2025		-	8.92	-	216.74	0.0
	9/24/2025		-	8.80	-	216.86	0.6
	10/1/2025		-	8.70	-	216.96	0.4
	10/9/2025		-	9.27	-	216.39	0.1
	10/15/2025		-	9.06	-	216.60	0.2
	10/24/2025		-	9.52	-	216.14	0.0
	10/29/2025		-	9.82	-	215.84	0.0
	11/5/2025		-	8.60	-	217.06	0.0
	11/13/2025		-	8.65	-	217.01	0.0
	11/18/2025		-	9.11	-	216.55	0.0
	11/25/2025		-	8.80	-	216.86	0.0
	12/3/2025		-	7.64	-	218.02	0.0
	12/3/2025		-	7.79	-	217.87	0.0
	12/10/2025		-	7.43	-	218.23	0.0
	12/17/2025		-	7.89	-	217.77	0.0
	12/23/2025		-	6.30	-	219.36	0.0
	1/6/2026		-	6.53	-	219.13	0.0
	1/14/2026		-	5.82	-	219.84	0.0
	1/21/2026		-	6.58	-	219.08	0.0
	1/28/2026		-	6.89	-	218.77	0.0
	2/4/2026		-	7.19	-	218.47	0.0
	2/11/2026		-	7.32	-	218.34	0.0
	2/18/2026		-	7.31	-	218.35	0.0
	2/25/2026		-	4.43	-	221.23	0.0
	3/4/2026		-	2.98	-	222.68	0.0
	3/11/2026		-	3.88	-	221.78	0.2
	3/18/2026		-	4.03	-	221.63	0.0
	3/25/2026		-	4.59	-	221.07	0.1
	4/1/2026		-	5.05	-	220.61	0.1
	4/8/2026		-	5.88	-	219.78	0.1
	4/15/2026		-	6.17	-	219.49	0.4
	4/22/2026		-	6.79	-	218.87	0.3
	4/29/2026		-	6.60	-	219.06	0.5
	5/6/2026		-	6.92	-	218.74	0.3
	5/12/2026		-	7.52	-	218.14	0.1
	5/20/2026		-	7.55	-	218.11	0.0
	5/27/2026		-	6.01	-	219.65	0.2
	6/3/2026		-	6.84	-	218.82	0.2
	6/10/2026		-	7.30	-	218.36	0.1
	6/17/2026		-	7.03	-	218.63	0.0
	6/24/2026		-	6.93	-	218.73	0.1
	7/1/2026		-	7.37	-	218.29	0.0
	7/8/2026		-	7.03	-	218.63	0.0
	7/15/2026		-	7.21	-	218.45	0.0
	7/22/2026		-	6.62	-	219.04	0.2
	7/29/2026		-	7.25	-	218.41	0.1

Table 4

Monitoring Well Liquid-Level Gauging Data Summary

Well Location	Date	Top of Casing Elevation (ft.)	Depth to LNAPL (ft.)	Depth to Water (ft.)	LNAPL Thickness (ft.)	Groundwater Elevation (ft.)	Well Head Screening (ppm)
MW-3S (cont'd)	8/5/2026		-	6.55	-	219.11	0.0
	8/12/2026		-	6.65	-	219.01	0.0
	8/19/2026		-	6.70	-	218.96	0.0
	8/26/2026		-	6.30	-	219.36	0.1

Table 4

Monitoring Well Liquid-Level Gauging Data Summary

Well Location	Date	Top of Casing Elevation (ft.)	Depth to LNAPL (ft.)	Depth to Water (ft.)	LNAPL Thickness (ft.)	Groundwater Elevation (ft.)	Well Head Screening (ppm)
MW-3D	8/4/2025	225.39	-	19.25	-	206.14	0.0
	8/5/2025		-	18.85	-	206.54	3.0
Screen	8/6/2025		-	18.78	-	206.61	0.0
50.10- 75.10 ft	8/7/2025		-	18.68	-	206.71	0.6
	8/8/2025		-	18.73	-	206.66	2.2
	8/11/2025		-	19.09	-	206.30	0.5
	8/12/2025		-	19.46	-	205.93	0.2
	8/13/2025		-	19.76	-	205.63	0.2
	8/13/2025		-	19.75	-	205.64	0.3
	8/14/2025		-	19.98	-	205.41	0.6
	8/15/2025		-	20.04	-	205.35	0.6
	8/15/2025		-	20.14	-	205.25	0.3
	8/18/2025		-	20.21	-	205.18	0.0
	8/19/2025		-	21.19	-	204.20	0.0
	8/20/2025		-	20.21	-	205.18	0.8
	8/21/2025		-	20.06	-	205.33	0.8
	8/22/2025		-	20.21	-	205.18	0.0
	8/26/2025		-	20.61	-	204.78	0.0
	8/27/2025		-	20.41	-	204.98	0.2
	8/28/2025		-	20.77	-	204.62	0.6
	8/29/2025		-	20.64	-	204.75	1.2
	9/2/2025		-	21.62	-	203.77	1.1
	9/3/2025		-	21.98	-	203.41	0.4
	9/5/2025		-	21.79	-	203.60	0.0
	9/8/2025		-	21.63	-	203.76	0.0
	9/9/2025		-	21.36	-	204.03	0.4
	9/10/2025		-	20.99	-	204.40	0.0
	9/17/2025		-	21.73	-	203.66	0.0
	9/24/2025		-	21.56	-	203.83	0.6
	10/1/2025		-	21.33	-	204.06	1.0
	10/9/2025		-	21.60	-	203.79	0.2
	10/15/2025		-	22.17	-	203.22	0.3
	10/24/2025		-	22.43	-	202.96	0.0
	10/29/2025		-	22.49	-	202.90	0.2
	11/5/2025		-	21.74	-	203.65	0.2
	11/13/2025		-	21.32	-	204.07	0.0
	11/20/2025		-	21.79	-	203.60	0.0
	11/25/2025		-	21.55	-	203.84	0.0
	12/3/2025		-	20.39	-	205.00	0.0
	12/3/2025		-	20.42	-	204.97	0.0
	12/10/2025		-	20.01	-	205.38	0.0
	12/17/2025		-	21.29	-	204.10	0.0
	12/23/2025		-	19.42	-	205.97	0.0
	1/6/2026		-	19.55	-	205.84	0.0
	1/14/2026		-	18.74	-	206.65	0.0
	1/21/2026		-	19.10	-	206.29	0.0
	1/28/2026		-	19.48	-	205.91	0.0
	2/4/2026		-	20.05	-	205.34	0.0
	2/11/2026		-	20.47	-	204.92	0.0
	2/18/2026		-	20.35	-	205.04	0.0
	2/25/2026		-	16.88	-	208.51	0.0
	3/4/2026		-	16.34	-	209.05	0.0
	3/11/2026		-	15.54	-	209.85	0.3
	3/18/2026		-	16.25	-	209.14	0.0
	3/25/2026		-	16.75	-	208.64	0.1
	4/1/2026		-	17.13	-	208.26	0.1
	4/8/2026		-	18.16	-	207.23	0.0
	4/15/2026		-	18.82	-	206.57	0.4
	4/22/2026		-	18.66	-	206.73	0.4
	4/29/2026		-	18.85	-	206.54	0.4
	5/6/2026		-	19.67	-	205.72	0.4
	5/12/2026		-	19.43	-	205.96	0.0
	5/20/2026		-	20.05	-	205.34	0.0
	5/27/2026		-	18.20	-	207.19	0.0
	6/3/2026		-	19.12	-	206.27	0.2
	6/10/2026		-	19.71	-	205.68	0.1
	6/17/2026		-	19.36	-	206.03	0.0
	6/24/2026		-	19.49	-	205.90	63.4
	7/1/2026		-	21.10	-	204.29	0.0
	7/8/2026		-	21.11	-	204.28	0.0
	7/15/2026		-	20.35	-	205.04	0.0
	7/22/2026		-	19.29	-	206.10	0.2
	7/29/2026		-	19.72	-	205.67	0.1
	8/5/2026		-	18.56	-	206.83	0.0
	8/12/2026		-	18.20	-	207.19	0.0
	8/19/2026		-	19.76	-	205.63	0.0
	8/26/2026		-	17.90	-	207.49	0.0

Table 4

Monitoring Well Liquid-Level Gauging Data Summary

Well Location	Date	Top of Casing Elevation (ft.)	Depth to LNAPL (ft.)	Depth to Water (ft.)	LNAPL Thickness (ft.)	Groundwater Elevation (ft.)	Well Head Screening (ppm)
MW-4S	7/28/2025	196.67	-	17.20	-	179.47	0.0
	7/29/2025		-	19.13	-	177.54	0.5
Screen	7/30/2025		-	19.66	-	177.01	0.7
14.75-39.75 ft	8/4/2025		-	20.23	-	176.44	3.5
	8/5/2025		-	20.17	-	176.50	0.6
	8/6/2025		-	21.16	-	175.51	0.0
	8/7/2025		-	21.32	-	175.35	1.9
	8/8/2025		-	20.92	-	175.75	2.0
	8/11/2025		-	21.86	-	174.81	0.0
	8/12/2025		-	22.30	-	174.37	0.3
	8/13/2025		-	22.67	-	174.00	0.4
	8/13/2025		-	22.75	-	173.92	0.4
	8/14/2025		-	22.92	-	173.75	0.9
	8/15/2025		-	23.22	-	173.45	0.4
	8/15/2025		-	23.63	-	173.04	0.2
	8/18/2025		-	23.93	-	172.74	2.2
	8/19/2025		-	23.61	-	173.06	1.8
	8/20/2025		-	23.40	-	173.27	1.3
	8/21/2025		-	23.21	-	173.46	0.5
	8/22/2025		-	22.70	-	173.97	0.0
	8/26/2025		-	24.68	-	171.99	0.0
	8/27/2025		-	24.65	-	172.02	0.0
	8/28/2025		-	24.72	-	171.95	0.0
	8/29/2025		-	24.66	-	172.01	0.5
	9/2/2025		-	24.88	-	171.79	0.2
	9/3/2025		-	25.00	-	171.67	0.1
	9/4/2025		-	25.06	-	171.61	0.1
	9/5/2025		-	25.15	-	171.52	0.0
	9/8/2025		-	25.19	-	171.48	0.0
	9/9/2025		-	25.07	-	171.60	0.2
	9/10/2025		-	25.00	-	171.67	0.0
	9/17/2025		-	26.41	-	170.26	0.0
	9/24/2025		-	26.98	-	169.69	0.1
	10/1/2025		-	27.11	-	169.56	0.4
	10/9/2025		-	28.51	-	168.16	0.3
	10/15/2025		-	29.40	-	167.27	0.0
	10/24/2025		-	30.30	-	166.37	0.0
	10/29/2025		-	30.69	-	165.98	0.4
	11/5/2025		-	29.73	-	166.94	0.0
	11/13/2025		-	29.96	-	166.71	0.0
	11/20/2025		-	30.10	-	166.57	0.0
	11/25/2025		-	29.92	-	166.75	0.0
	12/3/2025		-	28.40	-	168.27	0.0
	12/5/2025		-	26.58	-	170.09	0.2
	12/10/2025		-	26.33	-	170.34	0.0
	12/17/2025		-	27.18	-	169.49	0.2
	12/23/2025		-	18.86	-	177.81	0.0
	1/6/2026		-	17.02	-	179.65	0.0
	1/14/2026		-	15.07	-	181.60	0.0
	1/21/2026		-	15.74	-	180.93	0.0
	1/28/2026		-	18.52	-	178.15	0.0
	2/4/2026		-	22.12	-	174.55	0.0
	2/11/2026		-	23.10	-	173.57	0.0
	2/18/2026		-	23.36	-	173.31	0.1
	2/25/2026		-	12.30	-	184.37	0.0
	3/4/2026		-	11.23	-	185.44	0.4
	3/11/2026		-	10.10	-	186.57	0.2
	3/18/2026		-	10.52	-	186.15	0.0
	3/25/2026		-	10.29	-	186.38	0.0
	4/1/2026		-	11.29	-	185.38	0.0
	4/8/2026		-	12.56	-	184.11	0.4
	4/15/2026		-	14.11	-	182.56	0.3
	4/22/2026		-	17.72	-	178.95	1.2
	4/29/2026		-	17.73	-	178.94	0.9
	5/6/2026		-	19.51	-	177.16	0.1
	5/12/2026		-	21.19	-	175.48	0.0
	5/20/2026		-	24.58	-	172.09	0.2
	5/27/2026		-	17.65	-	179.02	0.0

Table 4

Monitoring Well Liquid-Level Gauging Data Summary

Well Location	Date	Top of Casing Elevation (ft.)	Depth to LNAPL (ft.)	Depth to Water (ft.)	LNAPL Thickness (ft.)	Groundwater Elevation (ft.)	Well Head Screening (ppm)
MW-4S continued	6/3/2026		-	20.09	-	176.58	0.2
	6/10/2026		-	22.06	-	174.61	0.0
	6/17/2026		-	22.60	-	174.07	0.0
	6/24/2026		-	22.98	-	173.69	0.4
	7/1/2026		-	24.05	-	172.62	0.1
	7/8/2026		-	23.46	-	173.21	0.2
	7/15/2026		-	23.59	-	173.08	0.0
	7/22/2026		-	21.65	-	175.02	0.0
	7/29/2026		-	23.66	-	173.01	0.1
	8/5/2026		-	20.88	-	175.79	0.0
	8/12/2026		-	17.40	-	179.27	0.0
	8/19/2026		-	18.58	-	178.09	0.0
	8/26/2026		-	15.39	-	181.28	0.0

Table 4

Monitoring Well Liquid-Level Gauging Data Summary

Well Location	Date	Top of Casing Elevation (ft.)	Depth to LNAPL (ft.)	Depth to Water (ft.)	LNAPL Thickness (ft.)	Groundwater Elevation (ft.)	Well Head Screening (ppm)
MW-4D	7/28/2025	196.63	-	28.40	-	168.23	0.0
	7/29/2025		-	25.35	-	171.28	0.3
	7/29/2025		-	27.24	-	169.39	0.2
Screen	8/4/2025		-	26.76	-	169.87	26.8
51.60-75.60	8/5/2025		-	26.47	-	170.16	0.0
	8/6/2025		-	27.53	-	169.10	0.0
	8/7/2025		-	27.62	-	169.01	0.0
	8/8/2025		-	27.48	-	169.15	0.2
	8/11/2025		-	29.06	-	167.57	0.0
	8/12/2025		-	29.79	-	166.84	0.2
	8/13/2025		-	30.03	-	166.60	0.0
	8/13/2025		-	29.93	-	166.70	0.0
	8/14/2025		-	29.90	-	166.73	0.0
	8/15/2025		-	30.23	-	166.40	0.0
	8/15/2025		-	30.87	-	165.76	0.0
	8/18/2025		-	30.00	-	166.63	0.1
	8/19/2025		-	29.53	-	167.10	0.0
	8/20/2025		-	29.50	-	167.13	0.4
	8/21/2025		-	29.14	-	167.49	0.3
	8/22/2025		-	28.64	-	167.99	0.0
	8/26/2025		-	30.89	-	165.74	0.0
	8/27/2025		-	30.59	-	166.04	0.0
	8/28/2025		-	30.45	-	166.18	0.0
	8/29/2025		-	30.76	-	165.87	0.6
	9/2/2025		-	30.34	-	166.29	0.8
	9/3/2025		-	31.96	-	164.67	0.5
	9/4/2025		-	30.52	-	166.11	0.6
	9/5/2025		-	30.82	-	165.81	0.0
	9/8/2025		-	32.57	-	164.06	0.0
	9/9/2025		-	30.63	-	166.00	0.2
	9/10/2025		-	30.46	-	166.17	0.0
	9/17/2025		-	31.16	-	165.47	0.0
	9/24/2025		-	32.80	-	163.83	0.1
	10/1/2025		-	32.07	-	164.56	0.5
	10/9/2025		-	34.21	-	162.42	0.3
	10/15/2025		-	34.80	-	161.83	0.0
	10/24/2025		-	35.33	-	161.30	0.0
	10/29/2025		-	35.95	-	160.68	0.1
	11/5/2025		-	36.07	-	160.56	0.2
	11/13/2025		-	36.05	-	160.58	0.0
	11/20/2025		-	35.12	-	161.51	0.0
	11/25/2025		-	35.22	-	161.41	0.0
	12/3/2025		-	35.48	-	161.15	1.2
	12/5/2025		-	34.24	-	162.39	0.3
	12/10/2025		-	33.68	-	162.95	0.0
	12/17/2025		-	33.92	-	162.71	0.0
	12/23/2025		-	30.35	-	166.28	0.0
	1/6/2026		-	28.29	-	168.34	0.0
	1/14/2026		-	27.00	-	169.63	0.0
	1/21/2026		-	27.13	-	169.50	0.0
	1/28/2026		-	27.51	-	169.12	0.2
	2/4/2026		-	28.92	-	167.71	0.0
	2/11/2026		-	29.42	-	167.21	0.0
	2/18/2026		-	29.92	-	166.71	0.0
	2/25/2026		-	23.30	-	173.33	0.1
	3/4/2026		-	21.44	-	175.19	0.3
	3/11/2026		-	20.19	-	176.44	0.0
	3/18/2026		-	20.50	-	176.13	0.0
	3/25/2026		-	20.49	-	176.14	0.0
	4/1/2026		-	22.09	-	174.54	0.1
	4/8/2026		-	22.65	-	173.98	0.1
	4/15/2026		-	24.46	-	172.17	0.1
	4/22/2026		-	26.50	-	170.13	0.7
	4/29/2026		-	26.14	-	170.49	0.5
	5/6/2026		-	27.32	-	169.31	0.2
	5/12/2026		-	28.10	-	168.53	0.0
	5/20/2026		-	31.59	-	165.04	0.3
	5/27/2026		-	27.84	-	168.79	0.3

Table 4

Monitoring Well Liquid-Level Gauging Data Summary

Well Location	Date	Top of Casing Elevation (ft.)	Depth to LNAPL (ft.)	Depth to Water (ft.)	LNAPL Thickness (ft.)	Groundwater Elevation (ft.)	Well Head Screening (ppm)
MW-4D continued	6/3/2026		-	28.00	-	168.63	0.1
	6/10/2026		-	28.86	-	167.77	0.1
	6/17/2026		-	30.01	-	166.62	0.0
	6/24/2026		-	30.41	-	166.22	0.3
	7/1/2026		-	30.67	-	165.96	0.3
	7/8/2026		-	30.31	-	166.32	0.6
	7/15/2026		-	30.24	-	166.39	0.0
	7/22/2026		-	29.00	-	167.63	0.0
	7/29/2026		-	30.25	-	166.38	0.1
	8/5/2026		-	29.30	-	167.33	0.0
	8/12/2026		-	26.50	-	170.13	0.0
	8/19/2026		-	27.05	-	169.58	0.0
	8/26/2026		-	24.85	-	171.78	0.0

Table 4

Monitoring Well Liquid-Level Gauging Data Summary

Well Location	Date	Top of Casing Elevation (ft.)	Depth to LNAPL (ft.)	Depth to Water (ft.)	LNAPL Thickness (ft.)	Groundwater Elevation (ft.)	Well Head Screening (ppm)
MW-5S	7/24/2025	213.69	-	3.55	-	210.14	-
	7/25/2025		-	3.47	-	210.22	-
Screen	7/28/2025		-	3.71	-	209.98	0.0
9.95-34.95 ft	7/29/2025		-	3.82	-	209.87	0.2
	7/30/2025		-	3.95	-	209.74	0.1
	8/4/2025		-	3.91	-	209.78	0.2
	8/5/2025		-	3.98	-	209.71	0.0
	8/6/2025		-	4.11	-	209.58	0.0
	8/7/2025		-	4.10	-	209.59	0.0
	8/8/2025		-	4.15	-	209.54	0.1
	8/11/2025		-	4.33	-	209.36	0.0
	8/12/2025		-	4.59	-	209.10	0.1
	8/13/2025		-	4.24	-	209.45	0.0
	8/13/2025		-	4.58	-	209.11	0.0
	8/14/2025		-	4.68	-	209.01	0.0
	8/15/2025		-	4.46	-	209.23	0.0
	8/15/2025		-	4.36	-	209.33	0.0
	8/18/2025		-	4.49	-	209.20	0.0
	8/19/2025		-	4.60	-	209.09	0.0
	8/20/2025		-	4.44	-	209.25	0.0
	8/21/2025		-	4.68	-	209.01	0.2
	8/22/2025		-	3.83	-	209.86	0.0
	8/26/2025		-	4.72	-	208.97	0.0
	8/27/2025		-	4.80	-	208.89	0.0
	8/28/2025		-	4.87	-	208.82	0.3
	8/29/2025		-	4.69	-	209.00	0.0
	9/2/2025		-	4.94	-	208.75	0.0
	9/3/2025		-	5.55	-	208.14	0.0
	9/4/2025		-	4.37	-	209.32	0.0
	9/5/2025		-	4.42	-	209.27	0.0
	9/8/2025		-	4.48	-	209.21	0.0
	9/9/2025		-	4.37	-	209.32	0.0
	9/10/2025		-	4.24	-	209.45	0.0
	9/17/2025		-	4.32	-	209.37	0.0
	9/24/2025		-	4.28	-	209.41	0.0
	10/1/2025		-	4.19	-	209.50	0.5
	10/9/2025		-	4.38	-	209.31	0.0
	10/15/2025		-	4.08	-	209.61	0.1
	10/24/2025		-	4.44	-	209.25	0.0
	10/29/2025		-	4.62	-	209.07	0.1
	11/5/2025		-	4.25	-	209.44	0.1
	11/13/2025		-	4.28	-	209.41	0.0
	11/20/2025		-	4.53	-	209.16	0.0
	11/25/2025		-	3.92	-	209.77	0.0
	12/3/2025		-	3.31	-	210.38	0.0
	12/4/2025		-	3.18	-	210.51	-
	12/10/2025		-	2.78	-	210.91	0.0
	12/17/2025		-	3.27	-	210.42	0.0
	12/23/2025		-	2.53	-	211.16	0.0
	1/6/2026		-	1.94	-	211.75	0.0
	1/14/2026		-	1.19	-	212.50	0.0
	1/21/2026		-	1.93	-	211.76	0.0
	1/28/2026		-	2.00	-	211.69	0.0
	2/4/2026		-	2.42	-	211.27	0.0
	2/11/2026		-	2.30	-	211.39	0.0
	2/18/2026		-	1.93	-	211.76	0.0
	2/25/2026		-	0.00	-	213.69	0.0
	3/4/2026		-	0.00	-	213.69	0.0
	3/11/2026		-	above TOC	-	-	-
	3/18/2026		-	above TOC	-	-	-
	3/25/2026		-	above TOC	-	-	-
	4/1/2026		-	above TOC	-	-	-
	4/8/2026		-	0.75	-	-	-
	4/15/2026		-	0.81	-	-	-
	4/22/2026		-	1.60	-	212.09	0.1
	4/29/2026		-	1.60	-	212.09	0.3
	5/6/2026		-	1.87	-	211.82	0.2
	5/12/2026		-	2.32	-	211.37	0.0
	5/20/2026		-	2.62	-	211.07	0.1
	5/27/2026		-	1.19	-	212.50	0.3

Table 4

Monitoring Well Liquid-Level Gauging Data Summary

Well Location	Date	Top of Casing Elevation (ft.)	Depth to LNAPL (ft.)	Depth to Water (ft.)	LNAPL Thickness (ft.)	Groundwater Elevation (ft.)	Well Head Screening (ppm)
MW-5S (continued)	6/3/2026		-	1.82	-	211.87	0.1
	6/10/2026		-	2.34	-	211.35	0.0
	6/17/2026		-	2.45	-	211.24	0.0
	6/24/2026		-	2.60	-	211.09	0.2
	7/1/2026		-	2.72	-	210.97	0.2
	7/8/2026		-	2.47	-	211.22	0.4
	7/15/2026		-	2.35	-	211.34	0.0
	7/22/2026		-	2.15	-	211.54	0.2
	7/29/2026		-	2.34	-	211.35	0.4
	8/5/2026		-	2.39	-	211.30	0.2
	8/12/2026		-	1.60	-	212.09	0.0
	8/19/2026		-	1.79	-	211.90	0.0
	8/26/2026		-	1.63	-	212.06	0.5

Table 4

Monitoring Well Liquid-Level Gauging Data Summary

Well Location	Date	Top of Casing Elevation (ft.)	Depth to LNAPL (ft.)	Depth to Water (ft.)	LNAPL Thickness (ft.)	Groundwater Elevation (ft.)	Well Head Screening (ppm)
MW-5D	7/23/2025	213.62	-	40.00	-	173.62	-
	7/23/2025		-	39.77	-	173.85	-
	7/25/2025		-	38.41	-	175.21	-
Screen	7/28/2025		-	38.36	-	175.26	0.0
55.35-75.35 ft	7/29/2025		-	38.12	-	175.50	0.5
	7/30/2025		-	37.98	-	175.64	0.3
	8/4/2025		-	37.98	-	175.64	6.5
	8/5/2025		-	37.87	-	175.75	0.5
	8/6/2025		-	37.86	-	175.76	0.0
	8/7/2025		-	37.83	-	175.79	1.2
	8/8/2025		-	37.80	-	175.82	2.5
	8/11/2025		-	37.88		175.74	0.0
	8/12/2025		-	38.05	-	175.57	0.2
	8/13/2025		-	37.89	-	175.73	0.3
	8/13/2025		-	38.00	-	175.62	0.3
	8/14/2025		-	37.98	-	175.64	0.1
	8/15/2025		-	37.98	-	175.64	0.0
	8/15/2025		-	37.97	-	175.65	0.1
	8/18/2025		-	38.19	-	175.43	1.0
	8/19/2025		-	37.93	-	175.69	0.0
	8/20/2025		-	38.03	-	175.59	0.0
	8/21/2025		-	37.99	-	175.63	0.2
	8/22/2025		-	39.65	-	173.97	0.0
	8/26/2025		-	37.98	-	175.64	0.0
	8/27/2025		-	37.97	-	175.65	0.0
	8/28/2025		-	38.08	-	175.54	0.5
	8/29/2025		-	37.86	-	175.76	0.6
	9/2/2025		-	37.97	-	175.65	0.0
	9/3/2025		-	39.64	-	173.98	0.0
	9/4/2025		-	37.82	-	175.80	0.0
	9/5/2025		-	37.85	-	175.77	0.0
	9/8/2025		-	37.79	-	175.83	0.0
	9/9/2025		-	37.78	-	175.84	0.0
	9/10/2025		-	37.86	-	175.76	0.0
	9/17/2025		-	37.87	-	175.75	0.0
	9/24/2025		-	37.79	-	175.83	0.1
	10/1/2025		-	37.58	-	176.04	0.5
	10/9/2025		-	37.75	-	175.87	0.0
	10/15/2025		-	37.68	-	175.94	0.2
	10/24/2025		-	37.74	-	175.88	0.1
	10/29/2025		-	37.82	-	175.80	0.6
	11/5/2025		-	37.83	-	175.79	0.4
	11/13/2025		-	37.98	-	175.64	0.0
	11/20/2025		-	37.64	-	175.98	0.0
	11/25/2025		-	37.76	-	175.86	0.1
	12/3/2025		-	37.92	-	175.70	0.2
	12/3/2025		-	37.97	-	175.65	0.4
	12/10/2025		-	37.55	-	176.07	0.0
	12/17/2025		-	37.44	-	176.18	0.0
	12/23/2025		-	37.47	-	176.15	0.0
	1/6/2026		-	37.68	-	175.94	0.0
	1/14/2026		-	37.71	-	175.91	0.0
	1/21/2026		-	37.22	-	176.40	0.0
	1/28/2026		-	37.75	-	175.87	0.2
	2/4/2026		-	37.63	-	175.99	0.0
	2/11/2026		-	37.70	-	175.92	0.0
	2/18/2026		-	37.79	-	175.83	0.0
	2/25/2026		-	37.77	-	175.85	0.2
	3/4/2026		-	37.67	-	175.95	0.0
	3/11/2026		-	37.68	-	175.94	0.2
	3/18/2026		-	37.50	-	176.12	0.0
	3/25/2026		-	37.51	-	176.11	0.0
	4/1/2026		-	37.76	-	175.86	0.2
	4/8/2026		-	37.34	-	176.28	0.1
	4/15/2026		-	37.67	-	175.95	0.2
	4/22/2026		-	37.55	-	176.07	0.3
	4/29/2026		-	37.53	-	176.09	0.4
	5/6/2026		-	37.64	-	175.98	0.5
	5/12/2026		-	37.29	-	176.33	0.1
	5/20/2026		-	37.58	-	176.04	0.4
	5/27/2026		-	37.63	-	175.99	0.4

Table 4

Monitoring Well Liquid-Level Gauging Data Summary

Well Location	Date	Top of Casing Elevation (ft.)	Depth to LNAPL (ft.)	Depth to Water (ft.)	LNAPL Thickness (ft.)	Groundwater Elevation (ft.)	Well Head Screening (ppm)
MW-5D (continued)	6/3/2026		-	37.40	-	176.22	0.3
	6/10/2026		-	37.60	-	176.02	0.4
	6/17/2026		-	37.52	-	176.10	0.0
	6/24/2026		-	37.39	-	176.23	0.3
	7/1/2026		-	37.55	-	176.07	0.5
	7/8/2026		-	37.50	-	176.12	0.8
	7/15/2026		-	37.58	-	176.04	0.0
	7/22/2026		-	37.52	-	176.10	0.3
	7/29/2026		-	37.52	-	176.10	0.6
	8/5/2026		-	37.43	-	176.19	0.0
	8/12/2026		-	37.86	-	175.76	0.0
	8/19/2026		-	37.51	-	176.11	0.0
	8/26/2026		-	37.30	-	176.32	0.0

Table 4

Monitoring Well Liquid-Level Gauging Data Summary

Well Location	Date	Top of Casing Elevation (ft.)	Depth to LNAPL (ft.)	Depth to Water (ft.)	LNAPL Thickness (ft.)	Groundwater Elevation (ft.)	Well Head Screening (ppm)
MW-6S	8/7/2025	215.18	-	20.68	-	194.50	4.0
	8/8/2025		-	21.28	-	193.90	83.6
Screen	8/11/2025		-	22.06	-	193.12	45.1
19.90-38.90	8/12/2025		-	22.49	-	192.69	12.8
	8/13/2025		-	22.66	-	192.52	23.1
	8/13/2025		-	22.64	-	192.54	18.1
	8/14/2025		-	22.80	-	192.38	16.9
	8/15/2025		-	22.96	-	192.22	44.9
	8/15/2025		-	23.11	-	192.07	14.9
	8/18/2025		-	23.51	-	191.67	20.3
	8/19/2025		-	23.41	-	191.77	19.4
	8/20/2025		-	23.39	-	191.79	18.3
	8/21/2025		-	23.32	-	191.86	20.4
	8/22/2025		-	22.94	-	192.24	4.0
	8/25/2025		-	23.70	-	191.48	20.0
	8/26/2025		-	23.72	-	191.46	0.0
	8/27/2025		-	23.79	-	191.39	4.3
	8/28/2025		-	23.92	-	191.26	0.0
	8/29/2025		-	24.06	-	191.12	8.1
	9/2/2025		-	25.18	-	190.00	1.1
	9/3/2025		-	25.10	-	190.08	1.3
	9/4/2025		-	25.05	-	190.13	5.5
	9/5/2025		-	25.20	-	189.98	9.2
	9/8/2025		-	24.70	-	190.48	3.0
	9/9/2025		-	24.80	-	190.38	14.4
	9/10/2025		-	24.86	-	190.32	3.0
	9/17/2025		-	24.50	-	190.68	0.0
	9/24/2025		-	23.71	-	191.47	11.3
	10/1/2025		-	23.69	-	191.49	5.9
	10/9/2025		-	24.78	-	190.40	9.8
	10/15/2025		-	24.81	-	190.37	16.5
	10/24/2025		-	25.55	-	189.63	2.1
	10/29/2025		-	25.51	-	189.67	22.8
	11/5/2025		-	24.35	-	190.83	19.6
	11/13/2025		-	24.27	-	190.91	0.0
	11/20/2025		-	24.39	-	190.79	9.2
	11/25/2025		-	24.38	-	190.80	7.3
	12/3/2025		-	21.45	-	193.73	11.7
	12/5/2025		-	22.31	-	192.87	6.5
	12/10/2025		-	23.42	-	191.76	1.1
	12/17/2025		-	24.42	-	190.76	4.2
	12/23/2025		-	19.92	-	195.26	0.0
	1/6/2026		-	21.40	-	193.78	0.8
	1/14/2026		-	19.61	-	195.57	0.9
	1/21/2026		-	20.68	-	194.50	2.0
	1/28/2026		-	21.74	-	193.44	1.7
	2/4/2026		-	23.04	-	192.14	0.0
	2/11/2026		-	23.40	-	191.78	1.2
	2/18/2026		-	22.43	-	192.75	1.3
	2/25/2026		-	15.09	-	200.09	1.8
	3/4/2026		-	14.49	-	200.69	1.4
	3/11/2026		-	14.39	-	200.79	0.7
	3/18/2026		-	14.45	-	200.73	0.0
	3/25/2026		-	15.84	-	199.34	0.0
	4/1/2026		-	17.35	-	197.83	0.1
	4/8/2026		-	18.64	-	196.54	0.2
	4/15/2026		-	20.50	-	194.68	1.3
	4/22/2026		-	21.51	-	193.67	3.8
	4/29/2026		-	20.91	-	194.27	3.2
	5/6/2026		-	22.13	-	193.05	0.7
	5/12/2026		-	22.45	-	192.73	0.1
	5/20/2026		-	23.42	-	191.76	2.0
	5/27/2026		-	18.88	-	196.30	1.4
	6/3/2026		-	21.19	-	193.99	0.7
	6/10/2026		-	22.56	-	192.62	1.6
	6/17/2026		-	22.22	-	192.96	1.2
	6/24/2026		-	22.68	-	192.50	0.1
	7/1/2026		-	23.82	-	191.36	0.0
	7/8/2026		-	22.15	-	193.03	0.4
	7/15/2026		-	23.10	-	192.08	0.9
	7/22/2026		-	21.71	-	193.47	0.0
	7/29/2026		-	22.60	-	192.58	0.3
	8/5/2026		-	20.30	-	194.88	0.0
	8/12/2026		-	20.05	-	195.13	0.1
	8/19/2026		-	21.44	-	193.74	0.0
	8/26/2026		-	19.05	-	196.13	0.0

Table 4

Monitoring Well Liquid-Level Gauging Data Summary

Well Location	Date	Top of Casing Elevation (ft.)	Depth to LNAPL (ft.)	Depth to Water (ft.)	LNAPL Thickness (ft.)	Groundwater Elevation (ft.)	Well Head Screening (ppm)
MW-6D	8/6/2025	215.29	-	21.40	-	193.89	-
	8/7/2025		-	23.18	-	192.11	78.5
Screen	8/8/2025		-	24.26	-	191.03	6.7
49.85-74.85 ft	8/11/2025		-	53.85	-	161.44	18.3
	8/12/2025		-	51.38	-	163.91	7.9
	8/13/2025		-	47.44	-	167.85	23.6
	8/13/2025		-	46.59	-	168.70	2.5
	8/14/2025		-	41.80	-	173.49	20.0
	8/15/2025		-	38.38	-	176.91	29.2
	8/15/2025		-	37.93	-	177.36	9.6
	8/18/2025		-	33.10	-	182.19	17.1
	8/19/2025		-	31.54	-	183.75	21.7
	8/20/2025		-	30.81	-	184.48	9.1
	8/21/2025		-	30.16	-	185.13	20.0
	8/22/2025		-	29.58	-	185.71	1.8
	8/25/2025		-	29.05	-	186.24	9.0
	8/26/2025		-	65.18	-	150.11	0.0
	8/27/2025		-	61.54	-	153.75	2.9
	8/28/2025		-	58.55	-	156.74	0.1
	8/29/2025		-	55.47	-	159.82	0.3
	9/2/2025		-	39.39	-	175.90	2.1
	9/3/2025		-	37.58	-	177.71	0.7
	9/4/2025		-	35.40	-	179.89	0.8
	9/5/2025		-	33.77	-	181.52	0.0
	9/8/2025		-	31.85	-	183.44	0.0
	9/9/2025		-	31.33	-	183.96	1.1
	9/10/2025		-	30.89	-	184.40	1.0
	9/17/2025		-	30.40	-	184.89	0.0
	9/24/2025		-	29.51	-	185.78	0.7
	10/1/2025		-	29.08	-	186.21	0.6
	10/9/2025		-	29.14	-	186.15	0.4
	10/15/2025		-	29.41	-	185.88	0.5
	10/24/2025		-	29.82	-	185.47	6.1
	10/29/2025		-	30.04	-	185.25	0.9
	11/5/2025		-	29.97	-	185.32	0.2
	11/13/2025		-	44.64	-	170.65	0.0
	11/20/2025		-	31.33	-	183.96	1.0
	11/25/2025		-	30.72	-	184.57	6.1
	12/3/2025		-	30.02	-	185.27	0.4
	12/8/2025		-	29.40		185.89	0.2
	12/10/2025		-	37.04	-	178.25	0.0
	12/17/2025		-	30.25	-	185.04	0.3
	12/23/2025		-	28.38	-	186.91	0.1
	1/6/2026		-	29.69	-	185.60	0.1
	1/14/2026		-	26.22	-	189.07	0.1
	1/21/2026		-	25.70	-	189.59	0.0
	1/28/2026		-	25.96	-	189.33	0.1
	2/4/2026		-	26.50	-	188.79	0.0
	2/11/2026		-	28.43	-	186.86	0.2
	2/18/2026		-	27.88	-	187.41	0.0
	2/25/2026		-	24.13	-	191.16	0.0
	3/4/2026		-	22.40	-	192.89	0.0
	3/11/2026		-	20.94	-	194.35	0.2
	3/18/2026		-	20.75	-	194.54	0.0
	3/25/2026		-	21.10	-	194.19	0.0
	4/1/2026		-	22.05	-	193.24	0.0
	4/8/2026		-	22.67	-	192.62	0.1
	4/15/2026		-	24.13	-	191.16	0.2
	4/22/2026		-	24.85	-	190.44	0.6
	4/29/2026		-	25.24	-	190.05	0.5
	5/6/2026		-	25.70	-	189.59	0.2
	5/12/2026		-	25.96	-	189.33	0.1
	5/20/2026		-	29.11	-	186.18	0.3
	5/27/2026		-	26.37	-	188.92	0.1
	6/3/2026		-	25.55	-	189.74	0.1
	6/10/2026		-	25.88	-	189.41	0.0
	6/17/2026		-	26.17	-	189.12	1.0
	6/24/2026		-	26.33	-	188.96	0.1
	7/1/2026		-	26.65	-	188.64	0.1
	7/8/2026		-	26.77	-	188.52	0.5
	7/15/2026		-	26.85	-	188.44	0.0
	7/22/2026		-	26.62	-	188.67	0.0
	7/29/2026		-	26.70	-	188.59	0.1
	8/5/2026		-	25.60	-	189.69	0.0
	8/12/2026		-	32.76	-	182.53	0.0
	8/19/2026		-	26.63	-	188.66	0.0
	8/26/2026		-	25.54	-	189.75	0.0

Table 4

Monitoring Well Liquid-Level Gauging Data Summary

Well Location	Date	Top of Casing Elevation (ft.)	Depth to LNAPL (ft.)	Depth to Water (ft.)	LNAPL Thickness (ft.)	Groundwater Elevation (ft.)	Well Head Screening (ppm)
MW-7S	8/8/2025	205.67	-	29.53	-	176.14	0.0
	8/11/2025		-	33.72	-	171.95	-
Screen	8/12/2025		-	30.64	-	175.03	0.4
15.10-40.10 ft	8/13/2025		-	30.85	-	174.82	0.6
	8/13/2025		-	30.88	-	174.79	0.0
	8/14/2025		-	31.12	-	174.55	0.7
	8/15/2025		-	31.46	-	174.21	0.0
	8/15/2025		-	31.49	-	174.18	0.1
	8/18/2025		-	32.21	-	173.46	1.0
	8/19/2025		-	32.36	-	173.31	0.0
	8/20/2025		-	32.60	-	173.07	0.0
	8/21/2025		-	32.66	-	173.01	2.1
	8/22/2025		-	32.32	-	173.35	0.0
	8/25/2025		-	33.27	-	172.40	1.0
	8/26/2025		-	33.55	-	172.12	0.0
	8/27/2025		-	33.76	-	171.91	0.0
	8/28/2025		-	33.97	-	171.70	0.0
	8/29/2025		-	34.15	-	171.52	0.5
	9/2/2025		-	35.14	-	170.53	1.1
	9/3/2025		-	35.31	-	170.36	0.2
	9/4/2025		-	35.52	-	170.15	0.2
	9/5/2025		-	35.63	-	170.04	0.0
	9/8/2025		-	35.59	-	170.08	0.0
	9/9/2025		-	35.77	-	169.90	0.1
	9/10/2025		-	36.02	-	169.65	0.0
	9/17/2025		-	37.14	-	168.53	0.0
	9/24/2025		-	37.19	-	168.48	0.3
	10/1/2025		-	36.78	-	168.89	0.6
	10/9/2025		-	37.42	-	168.25	0.5
	10/15/2025		-	37.19	-	168.48	0.0
	10/24/2025		-	37.71	-	167.96	0.1
	10/29/2025		-	39.12	-	166.55	0.4
	11/5/2025		-	37.19	-	168.48	0.2
	11/13/2025		-	36.28	-	169.39	0.0
	11/20/2025		-	39.80	-	165.87	0.0
	11/25/2025		-	36.55	-	169.12	0.1
	12/3/2025		-	37.49	-	168.18	0.0
	12/5/2025		-	35.36	-	170.31	-
	12/10/2025		-	36.66	-	169.01	0.0
	12/17/2025		-	36.86	-	168.81	0.0
	12/23/2025		-	33.13	-	172.54	0.0
	1/6/2026		-	29.43	-	176.24	0.0
	1/14/2026		-	28.05	-	177.62	0.0
	1/21/2026		-	27.81	-	177.86	0.0
	1/28/2026		-	28.82	-	176.85	0.0
	2/4/2026		-	30.82	-	174.85	0.0
	2/11/2026		-	32.71	-	172.96	0.0
	2/18/2026		-	32.48	-	173.19	0.0
	2/25/2026		-	19.61	-	186.06	0.0
	3/4/2026		-	18.08	-	187.59	0.0
	3/11/2026		-	15.65	-	190.02	0.6
	3/18/2026		-	17.52	-	188.15	0.0
	3/25/2026		-	18.33	-	187.34	0.0
	4/1/2026		-	20.51	-	185.16	0.3
	4/8/2026		-	22.36	-	183.31	0.2
	4/15/2026		-	23.83	-	181.84	6.4
	4/22/2026		-	25.61	-	180.06	0.8
	4/26/2026		-	26.69	-	178.98	0.5
	5/6/2026		-	27.51	-	178.16	0.4
	5/12/2026		-	28.57	-	177.10	0.1
	5/20/2026		-	30.49	-	175.18	0.8
	5/27/2026		-	27.58	-	178.09	0.3
	6/3/2026		-	27.17	-	178.50	0.1
	6/10/2026		-	28.62	-	177.05	0.1
	6/17/2026		-	30.29	-	175.38	0.0
	6/24/2026		-	31.29	-	174.38	0.5
	7/1/2026		-	26.65	-	179.02	0.1
	7/8/2026		-	32.80	-	172.87	0.8
	7/15/2026		-	33.13	-	172.54	0.0
	7/22/2026		-	31.93	-	173.74	0.4
	7/29/2026		-	32.89	-	172.78	0.0
	8/5/2026		-	30.95	-	174.72	50.1
	8/12/2026		-	27.55	-	178.12	0.0
	8/19/2026		-	27.32	-	178.35	0.0
	8/26/2026		-	25.45	-	180.22	0.0

Table 4

Monitoring Well Liquid-Level Gauging Data Summary

Well Location	Date	Top of Casing Elevation (ft.)	Depth to LNAPL (ft.)	Depth to Water (ft.)	LNAPL Thickness (ft.)	Groundwater Elevation (ft.)	Well Head Screening (ppm)
MW-7D	8/8/2025	205.47	-	33.11	-	172.36	0.0
	8/11/2025		-	30.42	-	175.05	-
Screen	8/12/2025		-	33.98	-	171.49	0.6
50-75 ft	8/13/2025		-	33.94	-	171.53	1.8
	8/13/2025		-	33.99	-	171.48	0.2
	8/14/2025		-	34.16	-	171.31	0.0
	8/15/2025		-	34.43	-	171.04	0.1
	8/15/2025		-	34.54	-	170.93	0.1
	8/18/2025		-	34.90	-	170.57	0.7
	8/19/2025		-	35.13	-	170.34	0.0
	8/20/2025		-	35.31	-	170.16	0.0
	8/21/2025		-	35.37	-	170.10	0.4
	8/22/2025		-	35.73	-	169.74	0.0
	8/25/2025		-	35.82	-	169.65	1.0
	8/26/2025		-	47.18	-	158.29	0.0
	8/27/2025		-	36.48	-	168.99	0.0
	8/28/2025		-	36.71	-	168.76	0.0
	8/29/2025		-	36.71	-	168.76	0.2
	9/2/2025		-	37.84	-	167.63	0.8
	9/3/2025		-	38.07	-	167.40	0.0
	9/4/2025		-	37.57	-	167.90	0.1
	9/5/2025		-	37.83	-	167.64	0.0
	9/8/2025		-	37.93	-	167.54	0.0
	9/9/2025		-	38.12	-	167.35	0.1
	9/10/2025		-	38.18	-	167.29	0.0
	9/17/2025		-	39.03	-	166.44	0.0
	9/24/2025		-	39.48	-	165.99	0.1
	10/1/2025		-	39.80	-	165.67	0.6
	10/9/2025		-	40.39	-	165.08	0.3
	10/15/2025		-	41.10	-	164.37	0.0
	10/24/2025		-	41.16	-	164.31	0.0
	10/29/2025		-	41.70	-	163.77	0.3
	11/5/2025		-	41.85	-	163.62	0.0
	11/13/2025		-	41.93	-	163.54	0.0
	11/20/2025		-	42.38	-	163.09	0.0
	11/25/2025		-	42.38	-	163.09	0.0
	12/3/2025		-	42.19	-	163.28	0.0
	12/5/2025		-	41.75	-	163.72	0.1
	12/10/2025		-	41.45	-	164.02	0.0
	12/17/2025		-	41.56	-	163.91	0.0
	12/23/2025		-	39.91	-	165.56	0.1
	1/6/2026		-	36.69	-	168.78	0.0
	1/14/2026		-	33.67	-	171.80	0.0
	1/21/2026		-	32.59	-	172.88	0.0
	1/28/2026		-	33.25	-	172.22	0.0
	2/4/2026		-	34.35	-	171.12	0.1
	2/11/2026		-	35.42	-	170.05	0.2
	2/18/2026		-	35.98	-	169.49	0.0
	2/25/2026		-	25.00	-	180.47	0.1
	3/4/2026		-	23.43	-	182.04	0.0
	3/11/2026		-	20.59	-	184.88	0.3
	3/18/2026		-	21.10	-	184.37	0.0
	3/25/2026		-	21.96	-	183.51	0.0
	4/1/2026		-	23.21	-	182.26	0.0
	4/8/2026		-	24.74	-	180.73	0.0
	4/15/2026		-	26.90	-	178.57	0.1
	4/22/2026		-	28.15	-	177.32	0.2
	4/29/2026		-	29.50	-	175.97	0.3
	5/6/2026		-	30.52	-	174.95	0.1
	5/12/2026		-	31.20	-	174.27	0.1
	5/20/2026		-	33.27	-	172.20	0.4
	5/27/2026		-	32.44	-	173.03	0.1
	6/3/2026		-	31.29	-	174.18	0.5
	6/10/2026		-	31.79	-	173.68	0.0
	6/17/2026		-	32.90	-	172.57	0.0
	6/24/2026		-	33.80	-	171.67	0.0
	7/1/2026		-	34.60	-	170.87	0.1
	7/8/2026		-	35.48	-	169.99	0.5
	7/15/2026		-	35.55	-	169.92	0.0
	7/22/2026		-	35.15	-	170.32	0.2
	7/29/2026		-	35.55	-	169.92	0.0
	8/5/2026		-	34.80	-	170.67	69.2
	8/12/2026		-	31.90	-	173.57	0.0
	8/19/2026		-	32.56	-	172.91	0.0
	8/26/2026		-	30.29	-	175.18	0.0

Table 4

Monitoring Well Liquid-Level Gauging Data Summary

Well Location	Date	Top of Casing Elevation (ft.)	Depth to LNAPL (ft.)	Depth to Water (ft.)	LNAPL Thickness (ft.)	Groundwater Elevation (ft.)	Well Head Screening (ppm)
MW-8S	8/11/2025	224.25	-	8.80	-	215.45	-
	8/11/2025		-	22.14*	-	202.11	-
Screen	8/12/2025		-	8.14	-	216.11	0.0
10.05-40.05 ft	8/13/2025		-	8.08	-	216.17	0.1
	8/13/2025		-	8.04	-	216.21	0.0
	8/14/2025		-	7.96	-	216.29	0.1
	8/15/2025		-	8.07	-	216.18	0.4
	8/15/2025		-	8.18	-	216.07	0.1
	8/18/2025		-	8.29	-	215.96	0.9
	8/19/2025		-	8.36	-	215.89	0.0
	8/20/2025		-	8.38	-	215.87	0.0
	8/21/2025		-	8.27	-	215.98	0.6
	8/22/2025		-	8.82	-	215.43	0.3
	8/25/2025		-	8.38	-	215.87	1.0
	8/26/2025		-	10.11	-	214.14	0.0
	8/27/2025		-	8.75	-	215.50	0.0
	8/28/2025		-	8.83	-	215.42	2.1
	8/29/2025		-	8.78	-	215.47	0.0
	9/2/2025		-	9.23	-	215.02	0.4
	9/3/2025		-	9.60	-	214.65	0.9
	9/4/2025		-	9.03	-	215.22	0.3
	9/5/2025		-	9.00	-	215.25	0.0
	9/8/2025		-	8.77	-	215.48	1.0
	9/9/2025		-	8.52	-	215.73	1.0
	9/10/2025		-	8.45	-	215.80	1.0
	9/17/2025		-	8.93	-	215.32	0.0
	9/24/2025		-	8.78	-	215.47	0.6
	10/1/2025		-	8.39	-	215.86	1.0
	10/9/2025		-	8.75	-	215.50	0.5
	10/15/2025		-	8.60	-	215.65	0.3
	10/24/2025		-	8.83	-	215.42	0.1
	10/29/2025		-	9.24	-	215.01	0.3
	11/5/2025		-	8.26	-	215.99	0.0
	11/13/2025		-	8.11	-	216.14	0.0
	11/20/2025		-	8.31	-	215.94	0.0
	11/25/2025		-	8.02	-	216.23	0.1
	12/3/2025		-	7.02	-	217.23	0.0
	12/3/2025		-	7.04	-	217.21	0.0
	12/10/2025		-	7.18	-	217.07	0.0
	12/17/2025		-	7.37	-	216.88	0.0
	12/23/2025		-	6.23	-	218.02	0.0
	1/6/2026		-	6.48	-	217.77	0.0
	1/14/2026		-	5.83	-	218.42	0.0
	1/21/2026		-	6.48	-	217.77	0.0
	1/28/2026		-	6.61	-	217.64	0.0
	2/4/2026		-	7.02	-	217.23	0.0
	2/11/2026		-	7.16	-	217.09	0.0
	2/18/2026		-	5.85	-	218.40	0.1
	2/25/2026		-	4.68	-	219.57	0.1
	3/4/2026		-	4.64	-	219.61	4.0
	3/11/2026		-	4.61	-	219.64	1.8
	3/18/2026		-	4.56	-	219.69	0.6
	3/25/2026		-	5.15	-	219.10	0.8
	4/1/2026		-	5.65	-	218.60	0.8
	4/8/2026		-	6.00	-	218.25	1.3
	4/15/2026		-	6.47	-	217.78	0.5
	4/22/2026		-	6.76	-	217.49	1.6
	4/29/2026		-	6.60	-	217.65	1.4
	5/6/2026		-	6.88	-	217.37	3.0
	5/12/2026		-	6.91	-	217.34	0.2
	5/20/2026		-	7.42	-	216.83	0.5
	5/27/2026		-	6.56	-	217.69	0.3
	6/3/2026		-	6.70	-	217.55	0.0
	6/10/2026		-	7.24	-	217.01	0.1
	6/17/2026		-	7.20	-	217.05	4.7
	6/24/2026		-	7.06	-	217.19	1.4
	7/1/2026		-	7.33	-	216.92	0.0
	7/8/2026		-	7.24	-	217.01	2.1
	7/15/2026		-	7.37	-	216.88	0.1
	7/22/2026		-	7.19	-	217.06	0.4
	7/29/2026		-	7.16	-	217.09	2.0
	8/5/2026		-	6.96	-	217.29	0.0
	8/12/2026		-	6.60	-	217.65	0.2
	8/19/2026		-	6.90	-	217.35	0.2
	8/26/2026		-	6.75	-	217.50	0.4

Table 4

Monitoring Well Liquid-Level Gauging Data Summary

Well Location	Date	Top of Casing Elevation (ft.)	Depth to LNAPL (ft.)	Depth to Water (ft.)	LNAPL Thickness (ft.)	Groundwater Elevation (ft.)	Well Head Screening (ppm)
MW-8D	8/11/2025	224.17	-	69.95	-	154.22	-
	8/11/2025		-	69.92	-	154.25	-
Screen	8/12/2025		-	67.69	-	156.48	0.6
49.95-74.95 ft	8/13/2025		-	65.77	-	158.40	0.0
	8/13/2025		-	65.51	-	158.66	0.3
	8/14/2025		-	63.51	-	160.66	0.3
	8/15/2025		-	61.78	-	162.39	0.6
	8/15/2025		-	61.53	-	162.64	0.0
	8/18/2025		-	56.51	-	167.66	0.9
	8/19/2025		-	54.89	-	169.28	0.1
	8/20/2025		-	53.26	-	170.91	0.0
	8/21/2025		-	51.74	-	172.43	2.1
	8/22/2025		-	51.90	-	172.27	0.5
	8/25/2025		-	42.65	-	181.52	1.0
	8/26/2025		-	57.64	-	166.53	0.0
	8/27/2025		-	56.08	-	168.09	0.0
	8/28/2025		-	54.72	-	169.45	1.5
	8/29/2025		-	53.25	-	170.92	1.5
	9/2/2025		-	45.45	-	178.72	0.5
	9/3/2025		-	44.02	-	180.15	0.8
	9/4/2025		-	41.92	-	182.25	1.8
	9/5/2025		-	40.12	-	184.05	0.0
	9/8/2025		-	35.54	-	188.63	0.0
	9/9/2025		-	36.36	-	187.81	0.0
	9/10/2025		-	33.28	-	190.89	0.0
	9/17/2025		-	29.55	-	194.62	0.0
	9/24/2025		-	27.97	-	196.20	0.4
	10/1/2025		-	27.56	-	196.61	0.8
	10/9/2025		-	27.76	-	196.41	0.5
	10/15/2025		-	27.83	-	196.34	0.7
	10/24/2025		-	27.97	-	196.20	0.3
	10/29/2025		-	28.07	-	196.10	0.5
	11/5/2025		-	27.33	-	196.84	0.0
	11/13/2025		-	38.79	-	185.38	0.0
	11/20/2025		-	31.05	-	193.12	0.0
	11/25/2025		-	29.40	-	194.77	0.0
	12/3/2025		-	28.02	-	196.15	0.0
	12/3/2025		-	28.18	-	195.99	0.0
	12/10/2025		-	28.71	-	195.46	0.0
	12/17/2025		-	27.80	-	196.37	0.0
	12/23/2025		-	27.13	-	197.04	0.1
	1/6/2026		-	25.96	-	198.21	0.0
	1/14/2026		-	25.80	-	198.37	0.0
	1/21/2026		-	25.80	-	198.37	0.0
	1/28/2026		-	25.62	-	198.55	0.1
	2/4/2026		-	34.08	-	190.09	0.0
	2/11/2026		-	28.79	-	195.38	0.1
	2/18/2026		-	27.50	-	196.67	0.2
	2/25/2026		-	25.20	-	198.97	0.1
	3/4/2026		-	23.36	-	200.81	0.8
	3/11/2026		-	21.64	-	202.53	0.7
	3/18/2026		-	21.69	-	202.48	0.2
	3/25/2026		-	21.56	-	202.61	0.2
	4/1/2026		-	22.22	-	201.95	0.3
	4/8/2026		-	23.07	-	201.10	0.9
	4/15/2026		-	23.70	-	200.47	0.7
	4/22/2026		-	24.41	-	199.76	1.3
	4/29/2026		-	25.15	-	199.02	1.3
	5/6/2026		-	25.52	-	198.65	1.8
	5/12/2026		-	25.90	-	198.27	0.2
	5/20/2026		-	29.09	-	195.08	0.0
	5/27/2026		-	27.14	-	197.03	0.2
	6/3/2026		-	26.01	-	198.16	0.0
	6/10/2026		-	25.98	-	198.19	0.3
	6/17/2026		-	26.33	-	197.84	1.0
	6/24/2026		-	26.19	-	197.98	0.0
	7/1/2026		-	26.31	-	197.86	0.1
	7/8/2026		-	26.19	-	197.98	1.1
	7/15/2026		-	25.90	-	198.27	0.0
	7/22/2026		-	25.76	-	198.41	0.3
	7/29/2026		-	25.57	-	198.60	0.8
	8/5/2026		-	25.89	-	198.28	0.0
	8/12/2026		-	28.73	-	195.44	0.0
	8/19/2026		-	27.12	-	197.05	0.0
	8/26/2026		-	25.80	-	198.37	4.0

Table 4

Monitoring Well Liquid-Level Gauging Data Summary

Well Location	Date	Top of Casing Elevation (ft.)	Depth to LNAPL (ft.)	Depth to Water (ft.)	LNAPL Thickness (ft.)	Groundwater Elevation (ft.)	Well Head Screening (ppm)
MW-9S	8/29/2025	204.92	-	31.10	-	173.82	0.2
	9/2/2025		-	29.72	-	175.20	1.1
Screen	9/3/2025		-	30.02	-	174.90	0.1
10.10-40.10 ft	9/4/2025		-	29.11	-	175.81	0.3
	9/5/2025		-	30.18	-	174.74	1.7
	9/8/2025		-	30.52		174.40	0.0
	9/9/2025		-	30.72	-	174.20	0.0
	9/10/2025		-	30.81	-	174.11	0.0
	9/11/2025		-	30.92	-	174.00	0.0
	9/12/2025		-	31.21	-	173.71	1.0
	9/15/2025		-	32.89	-	172.03	0.0
	9/17/2025		-	33.42	-	171.50	0.0
	9/24/2025		-	34.94	-	169.98	0.2
	10/1/2025		-	35.90	-	169.02	0.5
	10/9/2025		-	37.56	-	167.36	0.6
	10/15/2025		-	38.99	-	165.93	0.2
	10/24/2025		-	39.85	-	165.07	0.1
	10/29/2025		-	39.87	-	165.05	0.3
	11/5/2025		-	36.23	-	168.69	0.0
	11/13/2025		-	38.35	-	166.57	0.0
	11/20/2025		-	38.52	-	166.40	0.0
	11/25/2025		-	36.96	-	167.96	0.2
	12/3/2025		-	33.55	-	171.37	0.0
	12/5/2025		-	29.95	-	174.97	0.0
	12/10/2025		-	28.48	-	176.44	0.1
	12/17/2025		-	29.60	-	175.32	0.0
	12/23/2025		-	23.65	-	181.27	0.0
	1/6/2026		-	22.15	-	182.77	0.0
	1/14/2026		-	22.14	-	182.78	0.0
	1/21/2026		-	22.32	-	182.60	0.0
	1/28/2026		-	23.50	-	181.42	0.0
	2/4/2026		-	26.68	-	178.24	0.0
	2/11/2026		-	28.64	-	176.28	0.0
	2/18/2026		-	29.03	-	175.89	0.0
	2/25/2026		-	17.89	-	187.03	0.0
	3/4/2026		-	16.35	-	188.57	0.3
	3/11/2026		-	14.80	-	190.12	0.2
	3/18/2026		-	16.55	-	188.37	0.0
	3/25/2026		-	17.56	-	187.36	0.0
	4/1/2026		-	18.51	-	186.41	0.1
	4/8/2026		-	20.00	-	184.92	0.2
	4/15/2026		-	20.80	-	184.12	0.1
	4/22/2026		-	22.45	-	182.47	0.3
	4/29/2026		-	22.40	-	182.52	0.1
	5/6/2026		-	22.65	-	182.27	0.2
	5/12/2026		-	23.66	-	181.26	0.0
	5/20/2026		-	26.40	-	178.52	0.0
	5/27/2026		-	22.75	-	182.17	0.1
	6/3/2026		-	21.50	-	183.42	0.2
	6/10/2026		-	23.11	-	181.81	0.0
	6/17/2026		-	25.15	-	179.77	0.0
	6/24/2026		-	27.30	-	177.62	0.1
	7/1/2026		-	28.10	-	176.82	0.2
	7/8/2026		-	28.08	-	176.84	0.3
	7/15/2026		-	27.85	-	177.07	0.0
	7/22/2026		-	26.00	-	178.92	0.1
	7/29/2026		-	26.07	-	178.85	0.0
	8/5/2026		-	25.32	-	179.60	0.0
	8/12/2026		-	20.62	-	184.30	0.0
	8/19/2026		-	21.53	-	183.39	0.0
	8/26/2026		-	19.95	-	184.97	0.0

Table 4

Monitoring Well Liquid-Level Gauging Data Summary

Well Location	Date	Top of Casing Elevation (ft.)	Depth to LNAPL (ft.)	Depth to Water (ft.)	LNAPL Thickness (ft.)	Groundwater Elevation (ft.)	Well Head Screening (ppm)
MW-9D	8/29/2025	205.30	-	46.87	-	158.43	97.0
	9/2/2025		-	41.56	-	163.74	2.2
Screen	9/3/2025		-	42.78	-	162.52	26.0
44.90-74.90 ft	9/4/2025		-	43.22	-	162.08	24.8
	9/5/2025		-	44.11	-	161.19	69.0
	9/8/2025		-	43.36	-	161.94	40.0
	9/9/2025		-	43.83	-	161.47	66.0
	9/10/2025		-	43.90	-	161.40	30.0
	9/11/2025		-	44.16	-	161.14	45.0
	9/12/2025		-	44.37	-	160.93	33.0
	9/15/2025		-	46.32	-	158.98	0.0
	9/17/2025		-	46.39	-	158.91	8.9
	9/24/2025		-	47.31	-	157.99	8.4
	10/1/2025		-	47.46	-	157.84	1.6
	10/9/2025		-	47.75	-	157.55	1.1
	10/15/2025		-	49.54	-	155.76	0.8
	10/24/2025		-	51.27	-	154.03	0.2
	10/29/2025		-	51.70	-	153.60	13.1
	11/5/2025		-	51.77	-	153.53	9.3
	11/13/2025		-	52.03	-	153.27	26.6
	11/20/2025		-	52.53	-	152.77	0.5
	11/25/2025		-	52.76	-	152.54	8.4
	12/3/2025		-	53.20	-	152.10	28.8
	12/8/2025		-	51.65	-	153.65	35.1
	12/10/2025		-	51.48	-	153.82	0.4
	12/17/2025		-	50.15	-	155.15	24.0
	12/23/2025		-	49.56	-	155.74	0.0
	1/6/2026		-	40.41	-	164.89	106.9
	1/14/2026		-	38.73	-	166.57	142.0
	1/21/2026		-	37.11	-	168.19	38.2
	1/28/2026		-	37.09	-	168.21	58.2
	2/4/2026		-	37.71	-	167.59	38.0
	2/11/2026		-	40.15	-	165.15	68.3
	2/18/2026		-	41.16	-	164.14	50.7
	2/25/2026		-	30.10	-	175.20	73.7
	3/4/2026		-	26.76	-	178.54	73.0
	3/11/2026		-	25.05	-	180.25	73.9
	3/18/2026		-	25.34	-	179.96	14.8
	3/25/2026		-	26.23	-	179.07	53.2
	4/1/2026		-	27.20	-	178.10	7.3
	4/8/2026		-	27.89	-	177.41	3.7
	4/15/2026		-	29.79	-	175.51	2.2
	4/22/2026		-	31.51	-	173.79	1.0
	4/29/2026		-	33.67	-	171.63	32.9
	5/6/2026		-	33.99	-	171.31	20.4
	5/12/2026		-	34.86	-	170.44	2.7
	5/20/2026		-	36.58	-	168.72	30.4
	5/27/2026		-	35.98	-	169.32	6.4
	6/3/2026		-	33.90	-	171.40	5.6
	6/10/2026		-	33.91	-	171.39	9.0
	6/17/2026		-	34.78	-	170.52	0.6
	6/24/2026		-	35.50	-	169.80	0.7
	7/1/2026		-	37.16	-	168.14	12.3
	7/8/2026		-	38.09	-	167.21	7.3
	7/15/2026		-	37.84	-	167.46	1.4
	7/22/2026		-	38.65	-	166.65	1.7
	7/29/2026		-	38.06	-	167.24	0.7
	8/5/2026		-	37.72	-	167.58	0.0
	8/12/2026		-	34.45	-	170.85	0.9
	8/19/2026		-	33.40	-	171.90	0.0
	8/26/2026		-	31.81	-	173.49	0.0

Table 4

Monitoring Well Liquid-Level Gauging Data Summary

Well Location	Date	Top of Casing Elevation (ft.)	Depth to LNAPL (ft.)	Depth to Water (ft.)	LNAPL Thickness (ft.)	Groundwater Elevation (ft.)	Well Head Screening (ppm)
MW-10S	8/29/2025	196.05	-	39.21	-	156.84	0.0
	9/2/2025		-	39.08	-	156.97	0.0
	9/3/2025		-	39.11	-	156.94	0.5
Screen	9/4/2025		-	39.17	-	156.88	0.0
10.35 - 40.35 ft	9/5/2025		-	39.21	-	156.84	0.7
	9/8/2025		-	39.40	-	156.65	0.0
	9/9/2025		-	39.43	-	156.62	0.0
	9/10/2025		-	39.49	-	156.56	0.0
	9/11/2025		-	39.50	-	156.55	0.0
	9/12/2025		-	39.55	-	156.50	0.0
	9/15/2025		-	40.00	-	156.05	0.0
	9/17/2025		-	40.02	-	156.03	0.0
	9/24/2025		-	40.06	-	155.99	0.0
	10/1/2025		-	40.09	-	155.96	0.5
	10/9/2025		-	40.09	-	155.96	0.5
	10/15/2025		-	40.11	-	155.94	0.2
	10/24/2025		-	DRY	-	-	-
	10/29/2025		-	40.11	-	155.94	0.1
	11/5/2025		-	40.13	-	155.92	0.1
	11/13/2025		-	40.29	-	155.76	0.0
	11/20/2025		-	40.29	-	155.76	0.0
	11/25/2025		-	40.27	-	155.78	0.0
	12/3/2025		-	40.30	-	155.75	0.0
	12/5/2025		-	40.31	-	155.74	0.1
	12/10/2025		-	40.29	-	155.76	0.0
	12/17/2025		-	40.30	-	155.75	0.0
	12/23/2025		-	40.29	-	155.76	0.0
	1/6/2026		-	40.30	-	155.75	0.0
	1/14/2026		-	40.00	-	156.05	0.1
	1/21/2026		-	39.05	-	157.00	0.0
	1/28/2026		-	38.15	-	157.90	0.0
	2/4/2026		-	38.25	-	157.80	0.0
	2/11/2026		-	38.72	-	157.33	0.0
	2/18/2026		-	39.31	-	156.74	0.0
	2/26/2026		-	23.98	-	172.07	0.1
	3/4/2026		-	20.21	-	175.84	0.3
	3/11/2026		-	17.91	-	178.14	0.1
	3/18/2026		-	19.44	-	176.61	0.0
	3/25/2026		-	20.56	-	175.49	0.0
	4/1/2026		-	22.44	-	173.61	0.0
	4/8/2026		-	24.58	-	171.47	0.0
	4/15/2026		-	26.27	-	169.78	0.0
	4/22/2026		-	29.75	-	166.30	0.0
	4/29/2026		-	32.27	-	163.78	0.1
	5/6/2026		-	33.36	-	162.69	0.2
	5/12/2026		-	34.52	-	161.53	0.0
	5/20/2026		-	36.32	-	159.73	0.4
	5/27/2026		-	36.68	-	159.37	0.1
	6/3/2026		-	35.03	-	161.02	0.0
	6/10/2026		-	35.69	-	160.36	0.0
	6/17/2026		-	37.25	-	158.80	0.0
	6/24/2026		-	38.40	-	157.65	0.0
	7/1/2026		-	38.90	-	157.15	0.4
	7/8/2026		-	39.62	-	156.43	0.3
	7/15/2026		-	39.80	-	156.25	9.7
	7/22/2026		-	39.72	-	156.33	0.2
	7/29/2026		-	39.71	-	156.34	0.0
	8/5/2026		-	39.96	-	156.09	0.0
	8/12/2026		-	38.20	-	157.85	0.0
	8/19/2026		-	36.90	-	159.15	0.0
	8/26/2026		-	35.06	-	160.99	0.0

Table 4

Monitoring Well Liquid-Level Gauging Data Summary

Well Location	Date	Top of Casing Elevation (ft.)	Depth to LNAPL (ft.)	Depth to Water (ft.)	LNAPL Thickness (ft.)	Groundwater Elevation (ft.)	Well Head Screening (ppm)
MW-10D	8/29/2025	196.36	-	40.81	-	155.55	0.0
	9/2/2025		-	41.51	-	154.85	0.5
	9/3/2025		-	42.53	-	153.83	0.0
Screen	9/4/2025		-	41.77	-	154.59	0.1
50.15-75.15 ft	9/5/2025		-	41.99	-	154.37	0.0
	9/8/2025		-	42.62	-	153.74	0.0
	9/9/2025		-	42.58	-	153.78	0.0
	9/10/2025		-	42.77	-	153.59	0.0
	9/11/2025		-	42.66	-	153.70	0.0
	9/12/2025		-	42.78	-	153.58	0.0
	9/15/2025		-	43.45	-	152.91	0.0
	9/17/2025		-	43.91	-	152.45	0.0
	9/24/2025		-	44.60	-	151.76	0.0
	10/1/2025		-	45.13	-	151.23	0.6
	10/9/2025		-	46.59	-	149.77	0.4
	10/15/2025		-	46.53	-	149.83	0.2
	10/24/2025		-	47.23	-	149.13	0.1
	10/29/2025		-	47.78	-	148.58	0.0
	11/5/2025		-	47.81	-	148.55	0.2
	11/13/2025		-	48.18	-	148.18	0.0
	11/20/2025		-	49.13	-	147.23	0.0
	11/25/2025		-	49.03	-	147.33	0.0
	12/3/2025		-	49.29	-	147.07	0.1
	12/5/2025		-	49.61	-	146.75	0.2
	12/10/2025		-	48.88	-	147.48	0.0
	12/17/2025		-	49.22	-	147.14	0.0
	12/23/2025		-	47.35	-	149.01	0.0
	1/6/2026		-	41.80	-	154.56	0.0
	1/14/2026		-	39.62	-	156.74	0.0
	1/21/2026		-	39.07	-	157.29	0.0
	1/28/2026		-	39.40	-	156.96	0.2
	2/4/2026		-	40.09	-	156.27	0.0
	2/11/2026		-	41.04	-	155.32	0.0
	2/18/2026		-	41.82	-	154.54	0.0
	2/26/2026		-	26.81	-	169.55	0.0
	3/4/2026		-	22.81	-	173.55	0.5
	3/11/2026		-	20.09	-	176.27	0.1
	3/18/2026		-	21.49	-	174.87	0.0
	3/25/2026		-	23.00	-	173.36	0.0
	4/1/2026		-	23.96	-	172.40	0.0
	4/8/2026		-	26.96	-	169.40	0.0
	4/15/2026		-	28.59	-	167.77	0.0
	4/22/2026		-	31.87	-	164.49	0.1
	4/29/2026		-	32.91	-	163.45	0.1
	5/6/2026		-	34.64	-	161.72	0.1
	5/12/2026		-	35.26	-	161.10	0.0
	5/20/2026		-	37.71	-	158.65	0.0
	5/27/2026		-	37.12	-	159.24	0.1
	6/3/2026		-	35.61	-	160.75	0.2
	6/10/2026		-	36.45	-	159.91	0.0
	6/17/2026		-	38.40	-	157.96	0.0
	6/24/2026		-	39.36	-	157.00	0.0
	7/1/2026		-	42.30	-	154.06	0.0
	7/8/2026		-	41.59	-	154.77	0.2
	7/15/2026		-	42.25	-	154.11	0.0
	7/22/2026		-	41.35	-	155.01	0.1
	7/29/2026		-	41.67	-	154.69	0.0
	8/5/2026		-	41.55	-	154.81	0.0
	8/12/2026		-	38.09	-	158.27	0.0
	8/19/2026		-	38.15	-	158.21	0.0
	8/26/2026		-	35.78	-	160.58	0.0

Table 4

Monitoring Well Liquid-Level Gauging Data Summary

Well Location	Date	Top of Casing Elevation (ft.)	Depth to LNAPL (ft.)	Depth to Water (ft.)	LNAPL Thickness (ft.)	Groundwater Elevation (ft.)	Well Head Screening (ppm)
MW-11S	9/11/2025	218.91	-	35.32	-	183.59	2.7
	9/11/2025		-	35.42	-	183.49	3.9
	9/11/2025		-	35.00	-	183.91	3.9
Screen	9/12/2025		-	35.08	-	183.83	19.6
19.90-39.90 ft	9/12/2025		-	35.11	-	183.80	14.0
	9/15/2025		-	35.65	-	183.26	0.0
	9/17/2025		-	36.75	-	182.16	0.0
	9/18/2025		-	36.63	-	182.28	0.0
	9/19/2025		-	36.38	-	182.53	0.0
	9/22/2025		-	36.52	-	182.39	0.0
	9/23/2025		-	36.40	-	182.51	0.0
	9/24/2025		-	36.70	-	182.21	1.5
	9/25/2025		-	36.69	-	182.22	0.9
	9/26/2025		-	36.58	-	182.33	1.0
	9/29/2025		-	37.04	-	181.87	0.0
	9/30/2025		-	36.74	-	182.17	1.1
	10/1/2025		-	37.22	-	181.69	0.7
	10/9/2025		-	38.00	-	180.91	0.4
	10/15/2025		-	37.90	-	181.01	0.1
	10/24/2025		-	38.51	-	180.40	0.1
	10/29/2025		-	38.30	-	180.61	0.3
	11/5/2025		-	37.49	-	181.42	0.2
	11/13/2025		-	37.81	-	181.10	0.0
	11/20/2025		-	38.30	-	180.61	0.0
	11/25/2025		-	38.17	-	180.74	0.0
	12/3/2025		-	37.25	-	181.66	0.2
	12/4/2025		-	37.12	-	181.79	0.0
	12/10/2025		-	37.03	-	181.88	0.0
	12/17/2025		-	37.70	-	181.21	0.0
	12/23/2025		-	37.08	-	181.83	0.0
	1/6/2026		-	37.10	-	181.81	0.0
	1/14/2026		-	36.59	-	182.32	0.0
	1/21/2026		-	37.42	-	181.49	0.0
	1/28/2026		-	37.39	-	181.52	0.0
	2/4/2026		-	38.07	-	180.84	0.0
	2/11/2026		-	38.06	-	180.85	0.0
	2/18/2026		-	37.71	-	181.20	0.0
	2/25/2026		-	35.65	-	183.26	0.1
	3/4/2026		-	34.86	-	184.05	0.0
	3/11/2026		-	33.38	-	185.53	0.4
	3/18/2026		-	34.55	-	184.36	0.0
	3/25/2026		-	34.65	-	184.26	0.0
	4/1/2026		-	34.88	-	184.03	0.1
	4/8/2026		-	35.97	-	182.94	0.2
	4/15/2026		-	36.62	-	182.29	0.2
	4/22/2026		-	36.52	-	182.39	0.3
	4/29/2026		-	36.34	-	182.57	0.3
	5/6/2026		-	37.05	-	181.86	0.1
	5/12/2026		-	37.46	-	181.45	0.0
	5/20/2026		-	37.91	-	181.00	0.3
	5/27/2026		-	36.67	-	182.24	0.2
	6/3/2026		-	37.22	-	181.69	0.3
	6/10/2026		-	37.13	-	181.78	0.1
	6/17/2026		-	37.80	-	181.11	0.0
	6/24/2026		-	37.85	-	181.06	0.1
	7/1/2026		-	38.11	-	180.80	0.3
	7/8/2026		-	38.16	-	180.75	0.3
	7/15/2026		-	38.05	-	180.86	0.0
	7/22/2026		-	37.90	-	181.01	0.1
	7/29/2026		-	37.86	-	181.05	6.1
	8/5/2026		-	38.30	-	180.61	14.8
	8/12/2026		-	37.35	-	181.56	0.0
	8/19/2026		-	38.15	-	180.76	0.0
	8/26/2026		-	37.19	-	181.72	0.0

Table 4

Monitoring Well Liquid-Level Gauging Data Summary

Well Location	Date	Top of Casing Elevation (ft.)	Depth to LNAPL (ft.)	Depth to Water (ft.)	LNAPL Thickness (ft.)	Groundwater Elevation (ft.)	Well Head Screening (ppm)
MW-11D	9/11/2025	219.35	-	44.18	-	175.17	7.1
	9/11/2025		-	44.20	-	175.15	3.8
	9/11/2025		-	34.29	-	185.06	4.5
Screen	9/12/2025		-	44.32	-	175.03	5.1
49.90-74.90 ft	9/12/2025		-	44.32	-	175.03	4.0
	9/15/2025		-	44.36	-	174.99	0.0
	9/17/2025		-	48.68	-	170.67	0.0
	9/18/2025		-	45.55	-	173.80	0.0
	9/19/2025		-	43.85	-	175.50	0.0
	9/22/2025		-	43.70	-	175.65	0.0
	9/23/2025		-	43.62	-	175.73	0.2
	9/24/2025		-	43.68	-	175.67	0.3
	9/25/2025		-	43.58	-	175.77	0.6
	9/26/2025		-	43.60	-	175.75	0.2
	9/29/2025		-	43.87	-	175.48	0.0
	9/30/2025		-	43.82	-	175.53	1.7
	10/1/2025		-	43.89	-	175.46	0.9
	10/9/2025		-	43.86	-	175.49	0.5
	10/15/2025		-	43.82	-	175.53	0.1
	10/24/2025		-	43.90	-	175.45	0.0
	10/29/2025		-	44.11	-	175.24	0.4
	11/5/2025		-	44.00	-	175.35	0.5
	11/13/2025		-	43.98	-	175.37	0.0
	11/20/2025		-	44.06	-	175.29	0.0
	11/25/2025		-	44.00	-	175.35	0.0
	12/3/2025		-	44.00	-	175.35	0.3
	12/4/2025		-	43.98	-	175.37	0.0
	12/10/2025		-	44.78	-	174.57	0.0
	12/17/2025		-	43.99	-	175.36	0.0
	12/23/2025		-	43.58	-	175.77	0.0
	1/6/2026		-	43.51	-	175.84	0.1
	1/14/2026		-	42.80	-	176.55	0.1
	1/21/2026		-	42.80	-	176.55	0.0
	1/28/2026		-	43.02	-	176.33	0.3
	2/4/2026		-	43.35	-	176.00	0.0
	2/11/2026		-	43.46	-	175.89	0.0
	2/18/2026		-	43.40	-	175.95	0.5
	2/25/2026		-	42.06	-	177.29	0.5
	3/4/2026		-	40.97	-	178.38	0.4
	3/11/2026		-	39.19	-	180.16	0.3
	3/18/2026		-	40.00	-	179.35	0.0
	3/25/2026		-	39.79	-	179.56	0.0
	4/1/2026		-	39.76	-	179.59	0.0
	4/8/2026		-	40.60	-	178.75	0.3
	4/15/2026		-	41.35	-	178.00	0.3
	4/22/2026		-	40.49	-	178.86	0.1
	4/29/2026		-	40.61	-	178.74	0.5
	5/6/2026		-	41.35	-	178.00	0.2
	5/14/2026		-	41.42	-	177.93	0.1
	5/20/2026		-	41.68	-	177.67	0.1
	5/27/2026		-	41.23	-	178.12	0.4
	6/3/2026		-	41.41	-	177.94	0.4
	6/10/2026		-	41.24	-	178.11	0.3
	6/17/2026		-	41.86	-	177.49	0.0
	6/24/2026		-	41.95	-	177.40	0.2
	7/1/2026		-	42.45	-	176.90	0.6
	7/8/2026		-	42.50	-	176.85	0.6
	7/15/2026		-	42.42	-	176.93	0.0
	7/22/2026		-	42.39	-	176.96	0.3
	7/29/2026		-	42.12	-	177.23	0.6
	8/5/2026		-	43.15	-	176.20	0.0
	8/12/2026		-	41.61	-	177.74	0.0
	8/19/2026		-	41.89	-	177.46	1.7
	8/26/2026		-	41.52	-	177.83	0.0

Table 4

Monitoring Well Liquid-Level Gauging Data Summary

Well Location	Date	Top of Casing Elevation (ft.)	Depth to LNAPL (ft.)	Depth to Water (ft.)	LNAPL Thickness (ft.)	Groundwater Elevation (ft.)	Well Head Screening (ppm)
MW-12S	9/12/2025	215.97	-	38.15	-	177.82	28.4
	9/15/2025		-	37.43	-	178.54	27.3
	9/17/2025		-	35.45	-	180.52	7.5
Screen	9/18/2025		-	33.19	-	182.78	47.9
14.30-44.30 ft	9/19/2025		-	32.12	-	183.85	33.8
	9/22/2025		-	30.52	-	185.45	57.2
	9/23/2025		-	29.83	-	186.14	12.1
	9/24/2025		-	29.88	-	186.09	41.4
	9/25/2025		-	29.56	-	186.41	24.0
	9/26/2025		-	29.38	-	186.59	12.9
	9/29/2025		-	30.39	-	185.58	4.0
	9/30/2025		-	29.92	-	186.05	20.0
	10/1/2025		-	31.16	-	184.81	4.5
	10/9/2025		-	31.25	-	184.72	2.2
	10/15/2025		-	30.98	-	184.99	1.8
	10/17/2025		-	31.15	-	184.82	0.9
	10/29/2025		-	30.93	-	185.04	1.3
	11/5/2025		-	31.38	-	184.59	1.1
	11/13/2025		-	33.02	-	182.95	0.0
	11/20/2025		-	36.26	-	179.71	0.0
	11/25/2025		-	35.98	-	179.99	0.3
	12/3/2025		-	33.81	-	182.16	3.8
	12/4/2025		-	33.52	-	182.45	27.2
	12/10/2025		-	32.05	-	183.92	15.3
	12/17/2025		-	31.85	-	184.12	5.4
	12/23/2025		-	29.12	-	186.85	1.5
	1/6/2026		-	26.26	-	189.71	41.8
	1/14/2026		-	25.87	-	190.10	8.9
	1/21/2026		-	26.11	-	189.86	5.2
	1/28/2026		-	26.03	-	189.94	17.2
	2/4/2026		-	27.20	-	188.77	17.9
	2/11/2026		-	27.55	-	188.42	45.0
	2/18/2026		-	27.86	-	188.11	20.1
	2/25/2026		-	25.05	-	190.92	14.7
	3/4/2026		-	24.18	-	191.79	9.9
	3/11/2026		-	23.43	-	192.54	14.7
	3/18/2026		-	23.97	-	192.00	7.8
	3/25/2026		-	27.46	-	188.51	6.0
	4/1/2026		27.50	27.51	0.01	188.46	37.4
	4/2/2026		26.98	27.15	0.17	188.82	377.4
	4/3/2026		27.34	27.65	0.31	188.32	92.6
	4/6/2026		-	28.10	-	187.87	288.7
	4/8/2026		-	29.11	-	186.86	263.7
	4/10/2026		-	29.36	-	186.61	396.6
	4/13/2026		-	30.15	-	185.82	175.4
	4/15/2026		30.55	30.60	0.05	185.37	272.8
	4/17/2026		-	30.85	-	185.12	196.0
	4/20/2026		-	31.42	-	184.55	166.5
	4/22/2026		-	31.55	-	184.42	353.4
	4/24/2026		-	31.49	-	184.48	182.1
	4/27/2026		-	32.27	-	183.70	89.8
	4/29/2026		-	31.18	-	184.79	263.7
	5/1/2026		-	31.16	-	184.81	130.3
	5/4/2026		-	31.48	-	184.49	0.0
	5/6/2026		-	32.36	-	183.61	87.5
	5/8/2026		-	32.45	-	183.52	102.1
	5/11/2026		32.90	32.91	0.01	183.06	41.0
	5/12/2026		-	34.14	-	181.83	30.7
	5/13/2026		-	32.88	-	183.09	42.0
	5/15/2026		-	32.44	-	183.53	94.2
	5/18/2026		-	33.06	-	182.91	20.0
	5/20/2026		-	32.97	-	183.00	93.6
	5/22/2026		-	32.86	-	183.11	47.2
	5/26/2026		-	31.72	-	184.25	72.1
	5/27/2026		-	30.03	-	185.94	109.9
	5/29/2026		-	29.27	-	186.70	70.0
	6/1/2026		-	29.78	-	186.19	58.5

Table 4

Monitoring Well Liquid-Level Gauging Data Summary

Well Location	Date	Top of Casing Elevation (ft.)	Depth to LNAPL (ft.)	Depth to Water (ft.)	LNAPL Thickness (ft.)	Groundwater Elevation (ft.)	Well Head Screening (ppm)
MW-12S continued	6/3/2026		-	29.66	-	186.31	53.8
	6/5/2026		-	29.29	-	186.68	19.5
	6/8/2026		-	29.60	-	186.37	42.3
	6/10/2026		-	29.48	-	186.49	94.7
	6/12/2026		-	28.99	-	186.98	136.4
	6/15/2026		-	30.09	-	185.88	42.0
	6/17/2026		-	29.40	-	186.57	64.8
	6/22/2026		-	29.71	-	186.26	34.4
	6/24/2026		-	29.39	-	186.58	46.4
	6/29/2026		-	29.58	-	186.39	40.8
	7/1/2026		-	30.18	-	186.10	44.5
	7/6/2026		-	30.64	-	185.64	69.3
	7/8/2026		-	30.78	-	185.50	26.5
	7/13/2026		-	31.04	-	185.24	72.0
	7/15/2026		-	30.95	-	185.33	157.0
	7/20/2026		-	30.38	-	185.90	64.5
	7/22/2026		-	29.06	-	187.22	104.6
	7/27/2026		-	29.84	-	186.44	29.3
	7/29/2026		-	29.58	-	186.70	193.2
	8/3/2026		30.03	30.04	0.01	186.24	32.4
	8/5/2026		-	33.50	-	182.78	98.6
	8/7/2026		-	29.22	-	187.06	34.7
	8/10/2026		-	29.41	-	186.87	75.9
	8/12/2026		-	29.35	-	186.93	23.2
	8/14/2026		-	31.36	-	184.92	35.3
	8/17/2026		-	32.12	-	184.16	79.4
	8/19/2026		-	32.12	-	184.16	75.4
	8/21/2026		-	32.80	-	183.48	160.2
	8/24/2026		32.75	32.76	0.01	183.52	78.8
	8/26/2026		-	32.70	-	183.58	217.9
	8/28/2026		32.61	32.62	0.01	183.66	241.1
	8/31/2026		31.07	31.19	0.12	185.09	308.8

Table 4

Monitoring Well Liquid-Level Gauging Data Summary

Well Location	Date	Top of Casing Elevation (ft.)	Depth to LNAPL (ft.)	Depth to Water (ft.)	LNAPL Thickness (ft.)	Groundwater Elevation (ft.)	Well Head Screening (ppm)
MW-12D	9/12/2025	216.28	-	47.80	-	168.48	0.0
	9/15/2025		-	50.02	-	166.26	0.0
	9/17/2025		-	50.02	-	166.26	0.0
Screen	9/18/2025		-	49.67	-	166.61	0.0
49.70-74.70 ft	9/19/2025		-	49.98	-	166.30	0.0
	9/22/2025		-	50.08	-	166.20	0.0
	9/23/2025		-	50.02	-	166.26	0.2
	9/24/2025		-	50.02	-	166.26	0.3
	9/25/2025		-	49.92	-	166.36	0.4
	9/26/2025		-	49.92	-	166.36	0.5
	9/29/2025		-	50.20	-	166.08	0.0
	9/30/2025		-	50.01	-	166.27	1.1
	10/1/2025		-	50.26	-	166.02	0.9
	10/9/2025		-	50.35	-	165.93	0.5
	10/15/2025		-	50.31	-	165.97	0.4
	10/24/2025		-	50.72	-	165.56	0.7
	10/29/2025		-	50.82	-	165.46	0.2
	11/5/2025		-	50.99	-	165.29	0.0
	11/13/2025		-	51.04	-	165.24	0.0
	11/20/2025		-	51.04	-	165.24	0.1
	11/25/2025		-	51.24	-	165.04	0.2
	12/3/2025		-	51.19	-	165.09	0.0
	12/4/2025		-	51.09	-	165.19	85.6
	12/10/2025		-	50.62	-	165.66	0.0
	12/17/2025		-	50.53	-	165.75	0.0
	12/23/2025		-	50.30	-	165.98	0.0
	1/6/2026		-	49.13	-	167.15	0.0
	1/14/2026		-	48.52	-	167.76	0.0
	1/21/2026		-	48.42	-	167.86	0.0
	1/28/2026		-	48.11	-	168.17	0.0
	2/4/2026		-	48.28	-	168.00	0.1
	2/11/2026		-	48.84	-	167.44	0.2
	2/18/2026		-	48.81	-	167.47	0.1
	2/25/2026		-	47.53	-	168.75	0.1
	3/4/2026		-	45.73	-	170.55	0.4
	3/11/2026		-	43.07	-	173.21	0.6
	3/18/2026		-	43.55	-	172.73	0.1
	3/25/2026		-	43.10	-	173.18	0.0
	4/1/2026		-	42.90	-	173.38	0.0
	4/8/2026		-	43.60	-	172.68	0.0
	4/15/2026		-	44.66	-	171.62	0.0
	4/22/2026		-	43.20	-	173.08	0.2
	4/29/2026		-	43.56	-	172.72	0.0
	5/6/2026		-	44.28	-	172.00	0.3
	5/12/2026		-	45.81	-	170.47	0.1
	5/20/2026		-	45.14	-	171.14	0.0
	5/27/2026		-	44.45	-	171.83	0.1
	6/3/2026		-	44.65	-	171.63	0.1
	6/10/2026		-	44.45	-	171.83	0.0
	6/17/2026		-	45.31	-	170.97	2.0
	6/24/2026		-	45.52	-	170.76	0.0
	7/1/2026		-	46.10	-	169.87	0.1
	7/8/2026		-	46.37	-	169.60	0.2
	7/15/2026		-	46.30	-	169.67	0.0
	7/22/2026		-	46.48	-	169.49	0.4
	7/29/2026		-	46.05	-	169.92	0.3
	8/5/2026		-	46.81	-	169.16	0.0
	8/12/2026		-	45.68	-	170.29	0.0
	8/19/2026		-	45.75	-	170.22	0.0
	8/26/2026		-	45.34	-	170.63	0.0

Table 4

Monitoring Well Liquid-Level Gauging Data Summary

Well Location	Date	Top of Casing Elevation (ft.)	Depth to LNAPL (ft.)	Depth to Water (ft.)	LNAPL Thickness (ft.)	Groundwater Elevation (ft.)	Well Head Screening (ppm)
MW-13S	9/16/2025	211.98	-	33.97	-	178.01	-
	9/17/2025		-	35.12	-	176.86	0.0
	9/18/2025		-	35.85	-	176.13	0.0
Screen	9/19/2025		-	36.59	-	175.39	0.0
19.80-39.80 ft	9/22/2025		-	37.32	-	174.66	0.0
	9/23/2025		-	37.32	-	174.66	0.2
	9/24/2025		-	37.40	-	174.58	0.0
	9/25/2025		-	37.36	-	174.62	0.3
	9/26/2025		-	37.31	-	174.67	0.4
	9/29/2025		-	37.42	-	174.56	0.0
	9/30/2025		-	37.12	-	174.86	0.5
	10/1/2025		-	36.90	-	175.08	0.5
	10/9/2025		-	37.19	-	174.79	0.3
	10/15/2025		-	37.47	-	174.51	0.3
	10/24/2025		-	38.30	-	173.68	4.2
	10/29/2025		-	38.70	-	173.28	0.1
	11/5/2025		-	38.57	-	173.41	0.0
	11/13/2025		-	38.01	-	173.97	0.0
	11/20/2025		-	38.02	-	173.96	0.2
	11/25/2025		-	37.90	-	174.08	0.2
	12/3/2025		-	36.08	-	175.90	0.0
	12/4/2025		-	35.94	-	176.04	0.2
	12/10/2025		-	27.60	-	184.38	0.0
	12/17/2025		-	32.45	-	179.53	0.0
	12/23/2025		-	17.82	-	194.16	0.0
	1/6/2026		-	18.66	-	193.32	0.0
	1/14/2026		-	18.44	-	193.54	0.0
	1/21/2026		-	19.32	-	192.66	0.0
	1/28/2026		-	20.99	-	190.99	0.2
	2/4/2026		-	23.82	-	188.16	0.0
	2/11/2026		-	29.68	-	182.30	0.0
	2/18/2026		-	32.27	-	179.71	0.0
	2/25/2026		-	15.50	-	196.48	0.0
	3/4/2026		-	15.18	-	196.80	0.2
	3/11/2026		-	14.85	-	197.13	0.1
	3/18/2026		-	15.45	-	196.53	0.0
	3/25/2026		-	16.30	-	195.68	0.0
	4/1/2026		-	16.83	-	195.15	0.5
	4/8/2026		-	17.61	-	194.37	0.2
	4/15/2026		-	18.64	-	193.34	0.2
	4/22/2026		-	24.60	-	187.38	0.4
	4/29/2026		-	20.63	-	191.35	0.2
	5/6/2026		-	20.43	-	191.55	0.2
	5/12/2026		-	21.75	-	190.23	0.1
	5/20/2026		-	22.98	-	189.00	0.0
	5/27/2026		-	18.22	-	193.76	0.2
	6/3/2026		-	18.21	-	193.77	0.7
	6/10/2026		-	20.64	-	191.34	0.2
	6/17/2026		-	22.41	-	189.57	0.2
	6/24/2026		-	23.68	-	188.30	0.4
	7/1/2026		-	23.92	-	188.06	0.3
	7/8/2026		-	24.48	-	187.50	0.5
	7/15/2026		-	22.93	-	189.05	0.0
	7/22/2026		-	20.86	-	191.12	0.4
	7/29/2026		-	21.65	-	190.33	0.6
	8/5/2026		-	20.75	-	191.23	0.0
	8/12/2026		-	17.33	-	194.65	0.0
	8/19/2026		-	18.93	-	193.05	0.0
	8/26/2026		-	17.16	-	194.82	0.8

Table 4

Monitoring Well Liquid-Level Gauging Data Summary

Well Location	Date	Top of Casing Elevation (ft.)	Depth to LNAPL (ft.)	Depth to Water (ft.)	LNAPL Thickness (ft.)	Groundwater Elevation (ft.)	Well Head Screening (ppm)
MW-13D	9/16/2025	211.93	-	74.31	-	137.62	-
	9/17/2025		-	72.94	-	138.99	2.8
	9/18/2025		-	71.90	-	140.03	0.0
	9/19/2025		-	70.89	-	141.04	33.7
Screen	9/22/2025		-	69.21	-	142.72	32.1
50.20-75.20 ft	9/23/2025		-	67.29	-	144.64	16.3
	9/24/2025		-	66.38	-	145.55	26.4
	9/25/2025		-	65.55	-	146.38	20.9
	9/26/2025		-	67.50	-	144.43	4.7
	9/29/2025		-	65.20	-	146.73	5.0
	9/30/2025		-	64.46	-	147.47	23.2
	10/1/2025		-	70.93	-	141.00	2.3
	10/9/2025		-	65.48	-	146.45	3.4
	10/15/2025		-	61.91	-	150.02	0.7
	10/24/2025		-	57.67	-	154.26	0.3
	10/29/2025		-	55.86	-	156.07	1.0
	11/5/2025		-	53.97	-	157.96	6.8
	11/13/2025		-	58.74	-	153.19	0.0
	11/20/2025		-	55.90	-	156.03	0.0
	11/25/2025		-	54.39	-	157.54	0.9
	12/3/2025		-	51.95	-	159.98	0.2
	12/4/2025		-	51.60	-	160.33	0.2
	12/10/2025		-	53.20	-	158.73	0.0
	12/17/2025		-	45.75	-	166.18	0.0
	12/23/2025		-	40.33	-	171.60	0.0
	1/6/2026		-	35.49	-	176.44	0.1
	1/14/2026		-	35.55	-	176.38	0.0
	1/21/2026		-	35.02	-	176.91	0.0
	1/28/2026		-	35.31	-	176.62	0.2
	2/4/2026		-	36.22	-	175.71	0.1
	2/11/2026		-	38.74	-	173.19	0.0
	2/18/2026		-	39.46	-	172.47	0.2
	2/25/2026		-	34.53	-	177.40	0.1
	3/4/2026		-	31.64	-	180.29	0.5
	3/11/2026		-	29.91	-	182.02	0.7
	3/18/2026		-	30.00	-	181.93	0.0
	3/25/2026		-	30.16	-	181.77	0.0
	4/1/2026		-	30.44	-	181.49	0.1
	4/8/2026		-	31.06	-	180.87	0.3
	4/15/2026		-	31.55	-	180.38	0.0
	4/22/2026		-	32.42	-	179.51	0.4
	4/29/2026		-	33.21	-	178.72	0.2
	5/6/2026		-	33.81	-	178.12	0.3
	5/14/2026		-	37.20	-	174.73	0.0
	5/20/2026		-	35.75	-	176.18	0.0
	5/27/2026		-	35.44	-	176.49	0.2
	6/3/2026		-	33.74	-	178.19	0.3
	6/10/2026		-	34.02	-	177.91	0.2
	6/17/2026		-	34.70	-	177.23	0.1
	6/24/2026		-	35.15	-	176.78	0.5
	7/1/2026		-	36.00	-	175.93	0.4
	7/8/2026		-	36.09	-	175.84	0.7
	7/15/2026		-	36.52	-	175.41	0.0
	7/22/2026		-	35.05	-	176.88	0.7
	7/29/2026		-	35.56	-	176.37	4.4
	8/5/2026		-	41.20	-	170.73	0.0
	8/12/2026		-	33.95	-	177.98	0.0
	8/19/2026		-	33.92	-	178.01	0.0
	8/26/2026		-	33.60	-	178.33	1.1

Table 4

Monitoring Well Liquid-Level Gauging Data Summary

Well Location	Date	Top of Casing Elevation (ft.)	Depth to LNAPL (ft.)	Depth to Water (ft.)	LNAPL Thickness (ft.)	Groundwater Elevation (ft.)	Well Head Screening (ppm)
MW-14S	3/4/2026	202.94	-	22.65	-	180.29	0.6
	3/11/2026		-	21.34	-	181.60	0.1
Screen	3/18/2026		-	22.92	-	180.02	0.0
10-40 ft	3/25/2026		-	24.12	-	178.82	0.0
	4/1/2026		-	26.01	-	176.93	0.0
	4/8/2026		-	29.40	-	173.54	0.1
	4/15/2026		-	31.82	-	171.12	0.0
	4/22/2026		-	34.95	-	167.99	0.1
	4/29/2026		-	36.82	-	166.12	0.1
	5/6/2026		-	38.00	-	164.94	0.1
	5/12/2026		-	38.57	-	164.37	0.1
	5/20/2026		-	38.68	-	164.26	0.0
	5/27/2026		-	38.48	-	164.46	0.5
	6/3/2026		-	38.36	-	164.58	0.1
	6/10/2026		-	38.53	-	164.41	0.0
	6/17/2026		-	38.53	-	164.41	0.0
	6/24/2026		-	38.50	-	164.44	0.0
	7/1/2026		-	38.74	-	164.20	0.2
	7/8/2026		-	38.53	-	164.41	0.4
	7/15/2026		-	38.55	-	164.39	0.0
	7/22/2026		-	38.50	-	164.44	0.0
	7/29/2026		-	38.46	-	164.48	0.1
	8/5/2026		-	38.44	-	164.50	0.0
	8/12/2026		-	38.25	-	164.69	0.0
	8/19/2026		-	38.42	-	164.52	0.0
	8/26/2026		-	36.96	-	165.98	0.0
MW-14D	3/4/2026	202.79	-	23.27	-	179.52	0.0
	3/11/2026		-	22.01	-	180.78	0.4
Screen	3/18/2026		-	23.27	-	179.52	0.0
45-75 ft	3/25/2026		-	24.28	-	178.51	0.0
	4/1/2026		-	26.14	-	176.65	0.0
	4/8/2026		-	29.46	-	173.33	0.0
	4/15/2026		-	31.81	-	170.98	0.0
	4/22/2026		-	34.89	-	167.90	0.2
	4/29/2026		-	36.70	-	166.09	0.2
	5/6/2026		-	37.95	-	164.84	0.3
	5/12/2026		-	39.74	-	163.05	0.0
	5/20/2026		-	41.99	-	160.80	0.0
	5/27/2026		-	40.67	-	162.12	0.9
	6/3/2026		-	38.74	-	164.05	0.6
	6/10/2026		-	40.62	-	162.17	0.0
	6/17/2026		-	42.39	-	160.40	0.0
	6/24/2026		-	43.63	-	159.16	0.2
	7/1/2026		-	45.47	-	157.32	0.1
	7/8/2026		-	46.66	-	156.13	0.7
	7/15/2026		-	46.95	-	155.84	0.0
	7/22/2026		-	46.35	-	156.44	0.0
	7/29/2026		-	46.55	-	156.24	0.2
	8/5/2026		-	45.70	-	157.09	0.0
	8/12/2026		-	39.59	-	163.20	0.0
	8/19/2026		-	39.90	-	162.89	0.0
	8/26/2026		-	37.25	-	165.54	0.0

Table 4

Monitoring Well Liquid-Level Gauging Data Summary

Well Location	Date	Top of Casing Elevation (ft.)	Depth to LNAPL (ft.)	Depth to Water (ft.)	LNAPL Thickness (ft.)	Groundwater Elevation (ft.)	Well Head Screening (ppm)
MW-15S	6/1/2026	225.02	24.18	24.22	0.04	200.80	150.3
	6/2/2026		24.55	24.57	0.02	200.45	63.4
Screen	6/3/2026		-	24.40	-	200.62	124.5
10-40 ft	6/5/2026		24.60	24.61	0.01	200.41	69.4
	6/8/2026		-	24.88	-	200.14	54.7
	6/10/2026		-	24.78	-	200.24	131.2
	6/12/2026		-	25.42	-	199.60	55.0
	6/15/2026		-	25.55	-	199.47	27.7
	6/17/2026		-	24.78	-	200.24	129.6
	6/19/2026		-	24.69	-	200.33	79.9
	6/22/2026		-	25.35	-	199.67	73.3
	6/24/2026		-	24.62	-	200.40	107.8
	6/26/2026		-	24.34	-	200.68	61.1
	6/29/2026		-	25.01	-	200.01	61.1
	7/1/2026		-	25.60	-	199.42	103.5
	7/2/2026		25.81	25.82	0.01	199.20	25.8
	7/6/2026		-	25.43	-	199.59	157.1
	7/8/2026		-	24.95	-	200.07	159.2
	7/10/2026		-	24.76	-	200.26	64.4
	7/13/2026		-	25.03	-	199.99	59.3
	7/15/2026		-	25.15	-	199.87	226.3
	7/17/2026		-	25.39	-	199.63	62.5
	7/20/2026		-	24.77	-	200.25	69.2
	7/22/2026		-	24.35	-	200.67	68.7
	7/24/2026		-	24.94	-	200.08	40.2
	7/27/2026		-	24.76	-	200.26	32.4
	7/29/2026		-	24.48	-	200.54	230.3
	7/31/2026		-	25.29	-	199.73	5.4
	8/3/2026		25.28	25.29	0.01	199.73	134.7
	8/5/2026		-	24.16	-	200.86	178.2
	8/7/2026		-	23.37	-	201.65	27.2
	8/10/2026		-	23.48	-	201.54	48.5
	8/12/2026		-	23.47	-	201.55	113.8
	8/14/2026		-	24.04	-	200.98	50.7
	8/17/2026		-	24.22	-	200.80	21.1
	8/19/2026		-	24.19	-	200.83	51.2
	8/21/2026		-	24.00	-	201.02	64.7
	8/24/2026		-	22.82	-	202.20	45.3
	8/26/2026		-	23.00	-	202.02	65.6
	8/28/2026		-	22.79	-	202.23	-
	8/31/2026		-	22.38	-	202.64	41.3
MW-15D	6/1/2026	224.97	-	30.45	-	194.52	3.2
	6/2/2026		-	30.49	-	194.48	18.2
Screen	6/3/2026		-	29.53	-	195.44	27.5
50-75 ft	6/8/2026		-	30.08	-	194.89	6.3
	6/10/2026		-	30.62	-	194.35	13.5
	6/17/2026		-	30.41	-	194.56	7.6
	6/24/2026		-	30.18	-	194.79	7.5
	7/1/2026		-	34.13	-	190.84	6.5
	7/8/2026		-	31.21	-	193.76	7.5
	7/15/2026		-	32.23	-	192.74	12.2
	7/22/2026		-	30.80	-	194.17	6.4
	7/29/2026		-	30.56	-	194.41	13.4
	8/5/2026		-	34.50	-	190.47	8.1
	8/12/2026		-	30.00	-	194.97	3.9
	8/19/2026		-	35.40	-	189.57	3.8
	8/26/2026		-	29.60	-	195.37	2.7
MW-16DD	5/20/2026	223.35	-	33.70	-	189.65	-
	5/21/2026		-	32.95	-	190.40	0.0
Open Rock	5/26/2026		-	26.89	-	196.46	0.8
125 - 150 ft	5/27/2026		-	26.42	-	196.93	12
	5/29/2026		-	26.64	-	196.71	1.5
	6/1/2026		-	27.00	-	196.35	0.7
	6/3/2026		-	27.10	-	196.25	2.1
	6/5/2026		-	27.49	-	195.86	27.1
	6/8/2026		-	27.24	-	196.11	15.4
	6/10/2026		-	27.95	-	195.40	44.8
	6/17/2026		-	27.29	-	196.06	1.2
	6/24/2026		-	27.44	-	195.91	11.5
	7/1/2026		-	28.45	-	194.90	9.5
	7/8/2026		-	28.55	-	194.80	3.1
	7/15/2026		-	29.47	-	193.88	4.4
	7/22/2026		-	28.14	-	195.21	7.1
	7/29/2026		-	28.55	-	194.80	6.5
	8/5/2026		-	27.95	-	195.40	7.8
	8/12/2026		-	27.14	-	196.21	4.2
	8/19/2026		-	27.90	-	195.45	2.5
	8/26/2026		-	26.81	-	196.54	2.7

Table 4

Monitoring Well Liquid-Level Gauging Data Summary

Well Location	Date	Top of Casing Elevation (ft.)	Depth to LNAPL (ft.)	Depth to Water (ft.)	LNAPL Thickness (ft.)	Groundwater Elevation (ft.)	Well Head Screening (ppm)
MW-17DD	5/11/2026	222.20	-	29.15	-	193.05	5.0
	5/14/2026		-	28.91	-	193.29	1.3
	5/18/2026		-	27.56	-	194.64	1.0
Open Rock	5/20/2026		-	27.75	-	194.45	1.2
125 - 150 ft	5/26/2026		-	25.98	-	196.22	1.9
	5/27/2026		-	25.63	-	196.57	3.5
	6/1/2026		-	26.31	-	195.89	0.7
	6/3/2026		-	26.50	-	195.70	8.1
	6/8/2026		-	26.48	-	195.72	5.5
	6/10/2026		-	26.77	-	195.43	16.5
	6/17/2026		-	26.89	-	195.31	14.0
	6/19/2026		-	35.49	-	186.71	2.2
	6/24/2026		-	27.90	-	194.30	5.7
	7/1/2026		-	28.40	-	193.80	8.7
	7/8/2026		-	27.46	-	194.74	3.0
	7/15/2026		-	28.05	-	194.15	0.3
	7/22/2026		-	27.48	-	194.72	1.9
	7/29/2026		-	27.60	-	194.60	2.1
	8/5/2026		-	27.48	-	194.72	1.3
	8/12/2026		-	26.36	-	195.84	0.5
	8/19/2026		-	27.18	-	195.02	0.1
	8/26/2026		-	26.39	-	195.81	0.8
MW-18DD	5/11/2026	221.03	-	27.84	-	193.19	4.0
	5/14/2026		-	27.69	-	193.34	3.0
	5/18/2026		-	26.69	-	194.34	1.0
Open Rock	5/20/2026		-	26.70	-	194.33	4.0
125 - 150 ft	5/26/2026		-	25.29	-	195.74	4.0
	5/27/2026		-	24.79	-	196.24	3.8
	6/1/2026		-	25.38	-	195.65	0.3
	6/3/2026		-	25.56	-	195.47	1.2
	6/8/2026		-	25.75	-	195.28	1.5
	6/10/2026		-	26.28	-	194.75	4.0
	6/15/2026		-	27.51	-	193.52	-
	6/17/2026		-	25.75	-	195.28	9.0
	6/24/2026		-	25.88	-	195.15	3.6
	7/1/2026		-	28.22	-	192.81	8.8
	7/8/2026		-	26.65	-	194.38	2.1
	7/15/2026		-	27.25	-	193.78	4.3
	7/22/2026		-	27.15	-	193.88	1.3
	7/29/2026		-	27.09	-	193.94	3.0
	8/5/2026		-	26.91	-	194.12	4.0
	8/12/2026		-	25.76	-	195.27	3.2
	8/19/2026		-	26.26	-	194.77	1.2
	8/26/2026		-	25.80	-	195.23	3.7

Table 4

Monitoring Well Liquid-Level Gauging Data Summary

Well Location	Date	Top of Casing Elevation (ft.)	Depth to LNAPL (ft.)	Depth to Water (ft.)	LNAPL Thickness (ft.)	Groundwater Elevation (ft.)	Well Head Screening (ppm)
MW-19D	6/3/2026	219.64	-	26.27	-	193.37	-
	6/8/2026		-	25.09	-	194.55	3.0
Screen	6/10/2026		-	24.49	-	195.15	19.9
50-75 ft	6/11/2026		-	25.13	-	194.51	-
	6/12/2026		-	25.06	-	194.58	-
	6/17/2026		-	24.82	-	194.82	11.8
	6/24/2026		-	24.75	-	194.89	8.2
	7/1/2026		-	27.28	-	192.36	2.3
	7/8/2026		-	25.56	-	194.08	16.5
	7/15/2026		-	26.06	-	193.58	27.5
	7/22/2026		-	25.20	-	194.44	12.2
	7/29/2026		-	25.19	-	194.45	40.7
	8/5/2026		-	25.33	-	194.31	9.1
	8/12/2026		-	24.06	-	195.58	17.3
	8/19/2026		-	25.10	-	194.54	6.1
	8/26/2026		-	23.85	-	195.79	10.6
MW-20D	6/8/2026	216.92	-	52.28	-	164.64	11.5
	6/10/2026		-	70.50	-	146.42	0.2
Screen	6/11/2026		-	68.03	-	148.89	-
50-75 ft	6/12/2026		-	65.40	-	151.52	-
	6/17/2026		-	67.90	-	149.02	2.4
	6/24/2026		-	51.73	-	165.19	19.8
	7/1/2026		-	44.35	-	172.57	5.0
	7/8/2026		-	33.65	-	183.27	3.2
	7/15/2026		-	30.86	-	186.06	3.0
	7/22/2026		-	30.11	-	186.81	2.2
	7/29/2026		-	29.86	-	187.06	4.3
	8/5/2026		-	39.82	-	177.10	0.6
	8/12/2026		-	30.45	-	186.47	1.2
	8/19/2026		-	29.12	-	187.80	1.0
	8/26/2026		-	28.06	-	188.86	1.0

Notes:
* Measurement collected right after development
ft. = feet
LNAPL = Light Non-Aqueous Phase Liquid
NA = Not Applicable
Well head screening is completed with a photoionization detector (PID).
The gauging data collected on 12/4 - 12/8/2025 was collected by Stantec Consulting.

Appendix A

© 2026, Verdantas LLC

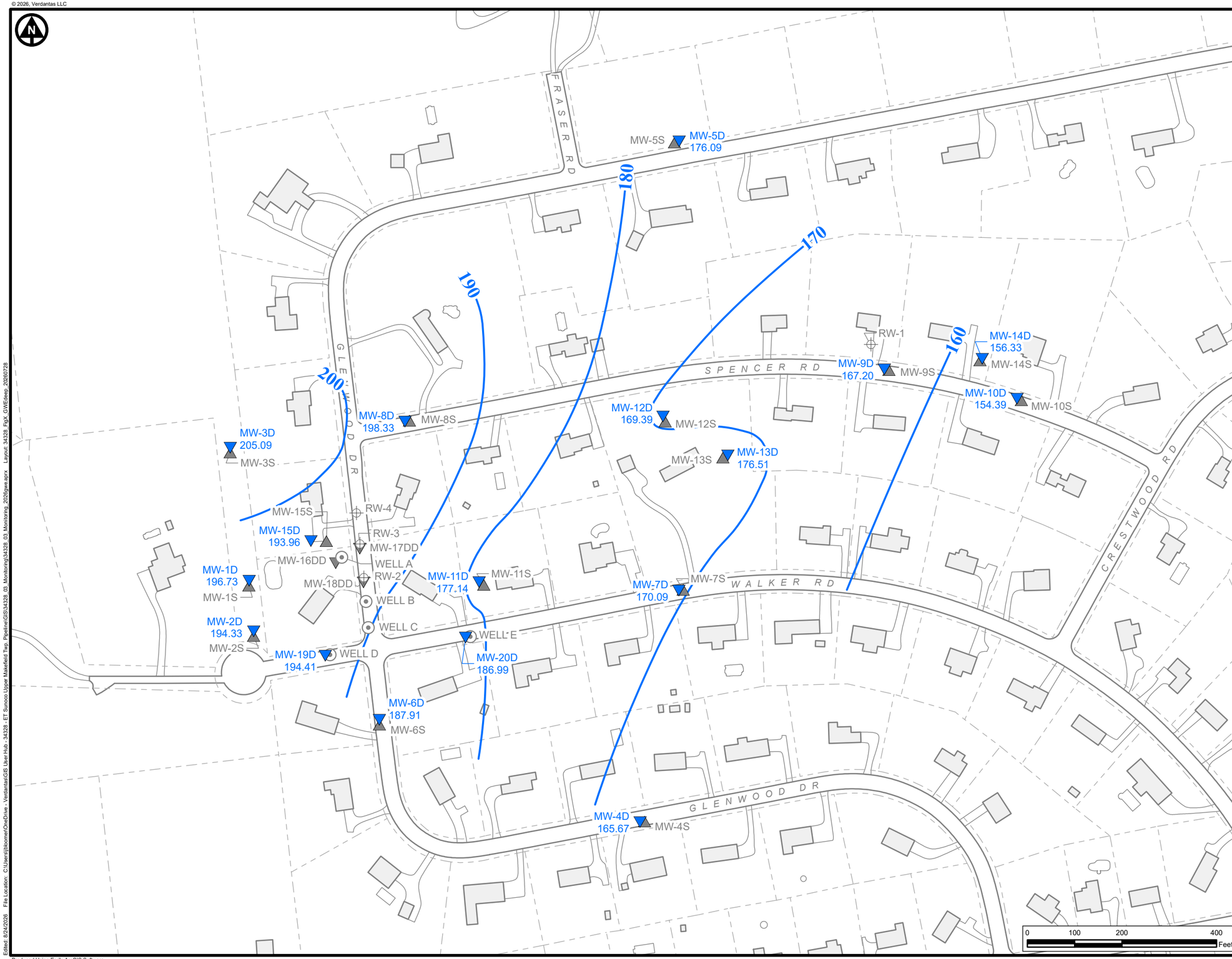

LEGEND

- Shallow Monitoring Well (Not Used in Contouring)
- Deep Monitoring Well
- Multipurpose Well (Not Used in Contouring)
- Recovery Well (Not Used in Contouring)
- Water Level Elevation Contour (feet amsl)
- Inferred Water Level Elevation Contour (feet amsl)
- 167.20 Water Level Elevation (feet amsl)
- Parcel Boundary (approx.)
- Existing Building

DISCLAIMER: Verdantas LLC has furnished this map to the Client for its sole and exclusive use as a preliminary planning and screening tool. This map is reproduced from geospatial information compiled from third-party sources which may change over time and are not accurate as to mapping, surveying or engineering standards. Verdantas LLC makes no representation or warranty as to the content, accuracy, timeliness or completeness of any information. In no event will Verdantas LLC, its owners, officers, employees or agents, be liable for damages of any kind arising out of the use of this map by Client or any other party.

verdantas

Twin Oaks - Newark 14-inch Diameter Pipeline Release

Water Level Elevation Contour Map Deep Monitoring Wells July 28, 2026

Upper Makefield Township
Bucks County, Pennsylvania

Project Number	006.0000034328
Date	08/2026
Author	jbloomer
Scale	1 in = 200 ft
Figure	

Edited: 8/24/2026 File Location: C:\Users\jbloomer\OneDrive - Verdantas\GIS User Hub - 34328 - ET Sunoco Upper Makefield Twp. Pipeline\GIS\34328_03_Monitoring\34328_03_Monitoring_2026gwe.aprx Layout: 34328_FigX_GWEElev_2026\728

Produced Using Esri's ArcGIS Software

© 2026, Verdantas LLC

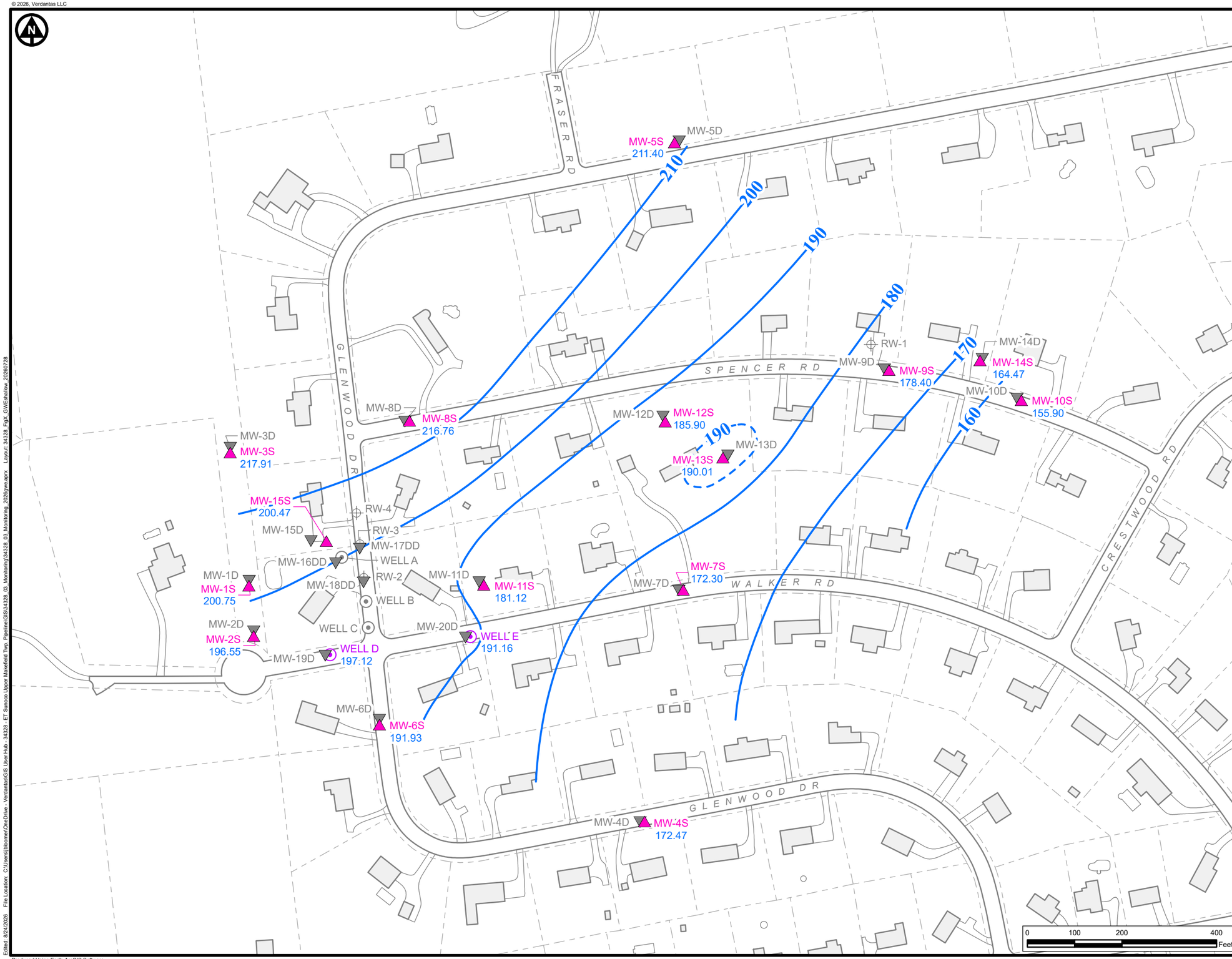

LEGEND

- Shallow Monitoring Well
- Deep Monitoring Well (Not Used in Contouring)
- Multipurpose Well
- Recovery Well (Not Used in Contouring)
- Water Level Elevation Contour (feet amsl)
- Inferred Water Level Elevation Contour (feet amsl)
- 164.47 Water Level Elevation (feet amsl)
- Parcel Boundary (approx.)
- Existing Building
- Edge of Roadway (approx.)

DISCLAIMER: Verdantas LLC has furnished this map to the Client for its sole and exclusive use as a preliminary planning and screening tool. This map is reproduced from geospatial information compiled from third-party sources which may change over time and are not accurate as to mapping, surveying or engineering standards. Verdantas LLC makes no representation or warranty as to the content, accuracy, timeliness or completeness of any information. In no event will Verdantas LLC, its owners, officers, employees or agents, be liable for damages of any kind arising out of the use of this map by Client or any other party.

verdantas

Twin Oaks - Newark 14-inch Diameter Pipeline Release

Water Level Elevation Contour Map Shallow Monitoring Wells July 28, 2026

Upper Makefield Township
Bucks County, Pennsylvania

Project Number	006.0000034328
Date	08/2026
Author	jbloomer
Scale	1 in = 200 ft
Figure	

Edited: 8/24/2026 File Location: C:\Users\jbloomer\OneDrive - Verdantas\GIS User Hub - 34328 - ET Sunoco Upper Makefield Twp. Pipeline\GIS\34328_03_Monitoring\34328_03_Monitoring_2026\gwe.aprx Layout: 34328_FigX_GWEshallow_20260728

Produced Using Esri's ArcGIS Software

Appendix B

Washington Crossing Visual Observations - 06/04/2026

ID: 577863
GPS: 40.27747, -74.8589
Date & Time: 2026/06/04 09:00 AM EDT
Location Description: Delaware River at Houghs Creek
Primary Identifier:
Observation Type: Documentation
Secondary Identifier: VA09
Observation Sub-type: Field Notes
Comments: light breeze, low flow, no sheen, no odor, no community

ID: 577870
GPS: 40.27695, -74.86322
Date & Time: 2026/06/04 09:15 AM EDT
Location Description: Delaware Canal at pipeline crossing
Primary Identifier:
Observation Type: Documentation
Secondary Identifier: VA01
Observation Sub-type: Field Notes
Comments: gentle winds, low flow, no sheen, no odor, 3 joggers, 3 cyclists, 10 geese

ID: 577864
GPS: 40.27452, -74.86231
Date & Time: 2026/06/04 09:30 AM EDT
Location Description: Delaware Canal at mouth of small creek
Primary Identifier:
Observation Type: Documentation
Secondary Identifier: VA02
Observation Sub-type: Field Notes
Comments: light breeze, low flow, no sheen, no odor, 3 joggers, 1 cyclists, 11 ducks



Washington Crossing Visual Observations - 06/04/2026

ID: 577869
GPS: 40.26727, -74.85884
Date & Time: 2026/06/04 10:00 AM EDT
Location Description: Delaware Canal at mouth of Dyers Creek
Primary Identifier:
Observation Type: Documentation
Secondary Identifier: VA03
Observation Sub-type: Field Notes
Comments: gentle winds, low flow, no sheen, no odor, 2 vehicles in parking lot, 5 walkers, 4 cyclists

ID: 577879
GPS: 40.26143, -74.85424
Date & Time: 2026/06/04 10:20 AM EDT
Location Description: Delaware Canal at Lock 7
Primary Identifier:
Observation Type: Documentation
Secondary Identifier: VA04
Observation Sub-type: Field Notes
Comments: light winds, low flow, no sheen, no odor, 7 vehicles in parking lot, 3 joggers, 3 cyclists

ID: 577882
GPS: 40.25795, -74.85227
Date & Time: 2026/06/04 10:30 AM EDT
Location Description: Delaware Canal upstream of 1799 House
Primary Identifier:
Observation Type: Documentation
Secondary Identifier: VA05
Observation Sub-type: Field Notes
Comments: light winds, low flow, no sheen, no odor, 1 vehicle, 3 joggers, 2 cyclists

Washington Crossing Visual Observations - 06/04/2026

ID: 577878
GPS: 40.25905, -74.84762
Date & Time: 2026/06/04 10:55 AM EDT
Location Description: Delaware River on NJ side of I-295 Bridge
Primary Identifier:
Observation Type: Documentation
Secondary Identifier: VA06
Observation Sub-type: Field Notes
Comments: light breeze, low flow, no sheen, no odor, no community

ID: 577859
GPS: 40.25809, -74.8492
Date & Time: 2026/06/04 11:00 AM EDT
Location Description: Delaware River on PA side of I-295 Bridge
Primary Identifier:
Observation Type: Documentation
Secondary Identifier: VA07
Observation Sub-type: Field Notes
Comments: light breeze, low flow, no sheen, no odor, 1 boat

ID: 577862
GPS: 40.25341, -74.84558
Date & Time: 2026/06/04 11:30 AM EDT
Location Description: Yardley Boat Ramp
Primary Identifier:
Observation Type: Documentation
Secondary Identifier: VA08
Observation Sub-type: Field Notes
Comments: light breeze, low flow, no sheen, no odor, 4 vehicles, 1 person

Washington Crossing Visual Observations - 06/10/2026

ID: 577863
GPS: 40.27747, -74.8589
Date & Time: 2026/06/10 12:25PM EDT
Location Description: Delaware River at Houghs Creek
Primary Identifier:
Observation Type: Documentation
Secondary Identifier: VA09
Observation Sub-type: Field Notes
Comments: gentle breeze, low flow, no sheen, no odor, 1 heron





ID: 577870
GPS: 40.27695, -74.86322
Date & Time: 2026/06/10 13:10PM EDT
Location Description: Delaware Canal at pipeline crossing
Primary Identifier:
Observation Type: Documentation
Secondary Identifier: VA01
Observation Sub-type: Field Notes
Comments: gentle breeze, low flow, no sheen, no odor, 3 cyclists, gaggle of geese, 1 heron



ID: 577864
GPS: 40.27452, -74.86231
Date & Time: 2026/06/10 13:20PM EDT
Location Description: Delaware Canal at mouth of small creek
Primary Identifier:
Observation Type: Documentation
Secondary Identifier: VA02
Observation Sub-type: Field Notes
Comments: gentle breeze, low flow, no sheen, no odor, 4 cyclists, 1 turtles, 1 jogger, gaggle of geese

Washington Crossing Visual Observations - 06/10/2026

ID: 577869
GPS: 40.26727, -74.85884
Date & Time: 2026/06/10 14:15PM EDT
Location Description: Delaware Canal at mouth of Dyers Creek
Primary Identifier:
Observation Type: Documentation
Secondary Identifier: VA03
Observation Sub-type: Field Notes
Comments: gentle breeze, low flow, no sheen, no odor, 3 vehicles in parking lot, 2 cyclists, 2 walkers



ID: 577879
GPS: 40.26143, -74.85424
Date & Time: 2026/06/10 14:35PM EDT
Location Description: Delaware Canal at Lock 7
Primary Identifier:
Observation Type: Documentation
Secondary Identifier: VA04
Observation Sub-type: Field Notes
Comments: gentle breeze, high/low flow, no sheen, no odor, 4 DCNR workers, 8 vehicles in parking lot, 1 heron

ID: 577882
GPS: 40.25795, -74.85227
Date & Time: 2026/06/10 14:45PM EDT
Location Description: Delaware Canal upstream of 1799 House
Primary Identifier:
Observation Type: Documentation
Secondary Identifier: VA05
Observation Sub-type: Field Notes
Comments: gentle breeze, low flow, no sheen, no odor, 1 cyclists, construction workers near trailhead of bridge



Washington Crossing Visual Observations - 06/10/2026

ID: 577878
GPS: 40.25905, -74.84762
Date & Time: 2026/06/10 14:50PM EDT
Location Description: Delaware River on NJ side of I-295 Bridge
Primary Identifier:
Observation Type: Documentation
Secondary Identifier: VA06
Observation Sub-type: Field Notes
Comments: Unable to access due to ongoing construction on I-295 footbridge

ID: 577859
GPS: 40.25809, -74.8492
Date & Time: 2026/06/10 14:50PM EDT
Location Description: Delaware River on PA side of I-295 Bridge
Primary Identifier:
Observation Type: Documentation
Secondary Identifier: VA07
Observation Sub-type: Field Notes
Comments: Unable to access due to ongoing construction on I-295 footbridge

ID: 577862
GPS: 40.25341, -74.84558
Date & Time: 2026/06/10 14:55PM EDT
Location Description: Yardley Boat Ramp
Primary Identifier:
Observation Type: Documentation
Secondary Identifier: VA08
Observation Sub-type: Field Notes
Comments: gentle breeze, moderate flow, no sheen, no odor, 6 vehicles in parking lot, 1 fisherman, 2 boats

Washington Crossing Visual Observations - 06/18/2026

ID: 577863
GPS: 40.27747, -74.8589
Date & Time: 2026/06/18 10:51AM EDT
Location Description: Delaware River at Houghs Creek
Primary Identifier:
Observation Type: Documentation
Secondary Identifier: VA09
Observation Sub-type: Field Notes
Comments: calm winds, moderate flow, no odor, no sheen, 3 boats docked.

ID: 577870
GPS: 40.27695, -74.86322
Date & Time: 2026/06/18 11:09AM EDT
Location Description: Delaware Canal at pipeline crossing
Primary Identifier:
Observation Type: Documentation
Secondary Identifier: VA01
Observation Sub-type: Field Notes
Comments: calm winds, moderated flow, no sheen, no odor, gaggle of geese, 3 deers.

ID: 577864
GPS: 40.27452, -74.86231
Date & Time: 2026/06/18 11:17AM EDT
Location Description: Delaware Canal at mouth of small creek
Primary Identifier:
Observation Type: Documentation
Secondary Identifier: VA02
Observation Sub-type: Field Notes
Comments: calm winds, moderate flow, no sheen, no odor, 1 jogger.

Washington Crossing Visual Observations - 06/18/2026

ID: 577869
GPS: 40.26727, -74.85884
Date & Time: 2026/06/18 11:35AM EDT
Location Description: Delaware Canal at mouth of Dyers Creek
Primary Identifier:
Observation Type: Documentation
Secondary Identifier: VA03
Observation Sub-type: Field Notes
Comments: calm winds, moderate flow, no sheen, no odor, 3 turtles, 1 walker, 1 biker.

ID: 577879
GPS: 40.26143, -74.85424
Date & Time: 2026/06/18 11:50AM EDT
Location Description: Delaware Canal at Lock 7
Primary Identifier:
Observation Type: Documentation
Secondary Identifier: VA04
Observation Sub-type: Field Notes
Comments: calm winds, rapid flow, no sheen, no odor, 1 wheel rider, 2 turtles, 1 person walking

ID: 577882
GPS: 40.25795, -74.85227
Date & Time: 2026/06/18 12:05PM EDT
Location Description: Delaware Canal upstream of 1799 House
Primary Identifier:
Observation Type: Documentation
Secondary Identifier: VA05
Observation Sub-type: Field Notes
Comments: calm winds, moderate flow, no sheen, no odor, 10 trout, 1 person walking.

Washington Crossing Visual Observations - 06/18/2026

ID: 577878
GPS: 40.25905, -74.84762
Date & Time: 2026/06/18 12:15PM EDT
Location Description: Delaware River on NJ side of I-295 Bridge
Primary Identifier:
Observation Type: Documentation
Secondary Identifier: VA06
Observation Sub-type: Field Notes
Comments: calm winds, moderate flow, no sheen, no odor, no community

ID: 577859
GPS: 40.25809, -74.8492
Date & Time: 2026/06/18 12:20PM EDT
Location Description: Delaware River on PA side of I-295 Bridge
Primary Identifier:
Observation Type: Documentation
Secondary Identifier: VA07
Observation Sub-type: Field Notes
Comments: calm winds, moderate flow, no sheen, no odor, 7 turtles.



ID: 577862
GPS: 40.25341, -74.84558
Date & Time: 2026/06/18 12:35PM EDT
Location Description: Yardley Boat Ramp
Primary Identifier:
Observation Type: Documentation
Secondary Identifier: VA08
Observation Sub-type: Field Notes
Comments: calm winds, moderate flow, no sheen, no odors, 2 people walking, 2 dogs, 1 heron.

Washington Crossing Visual Observations - 06/26/2026

ID: 577863
GPS: 40.27747, -74.8589
Date & Time: 2026/06/26 10:26AM EDT
Location Description: Delaware River at Houghs Creek
Primary Identifier:
Observation Type: Documentation
Secondary Identifier: VA09
Observation Sub-type: Field Notes
Comments: moderate flow, calm winds no odor, no sheen, 1 duckiling, 4 boats docked.

ID: 577870
GPS: 40.27695, -74.86322
Date & Time: 2026/06/26 10:40AM EDT
Location Description: Delaware Canal at pipeline crossing
Primary Identifier:
Observation Type: Documentation
Secondary Identifier: VA01
Observation Sub-type: Field Notes
Comments: Comments: calm winds, moderate flow no sheen, no odor, no community



ID: 577864
GPS: 40.27452, -74.86231
Date & Time: 2026/06/26 10:45AM EDT
Location Description: Delaware Canal at mouth of unnamed creek
Primary Identifier:
Observation Type: Documentation
Secondary Identifier: VA02
Observation Sub-type: Field Notes
Comments: Calm winds, moderate flow, no sheen, no odor, no community



Washington Crossing Visual Observations - 06/26/2026

ID: 577869
GPS: 40.26727, -74.85884
Date & Time: 2026/06/26 10:55AM EDT
Location Description: Delaware Canal at the mouth of Dyers Creek
Primary Identifier:
Observation Type: Documentation
Secondary Identifier: VA03
Observation Sub-type: Field Notes
Comments: moderate winds, moderate flow, no sheen, no odor, 1 turtle, 1 walker

ID: 577879
GPS: 40.26143, -74.85424
Date & Time: 2026/06/26/ 11:05AM EDT
Location Description: Delaware Canal at Lock 7
Primary Identifier:
Observation Type: Documentation
Secondary Identifier: VA04
Observation Sub-type: Field Notes
Comments: Comments: Calm winds, rapid flow, no sheen, no odor, 2 walkers




ID: 577882
GPS: 40.25795, -74.85227
Date & Time: 2026/06/26 11:20AM EDT
Location Description: Delaware Canal at Waste gate upstream of 1799 House
Primary Identifier:
Observation Type: Documentation
Secondary Identifier: VA05
Observation Sub-type: Field Notes
Comments: Calm winds, moderate flow, no sheen, no odor, 1 biker, 1 walker, trout in water






Washington Crossing Visual Observations - 06/26/2026

ID: 577878
GPS: 40.25905, -74.84762
Date & Time: 2026/06/26 11:25AM EDT
Location Description: Delaware River on the New Jersey side of I-295
Primary Identifier:
Observation Type: Documentation
Secondary Identifier: VA06
Observation Sub-type: Field Notes
Comments: N/A Bridge is closed

ID: 577859
GPS: 40.25809, -74.8492
Date & Time: 2026/06/26 11:30AM EDT
Location Description: Delaware river on Pennsylvania side of I-295 bridge
Primary Identifier:
Observation Type: Documentation
Secondary Identifier: VA07
Observation Sub-type: Field Notes
Comments: N/A Bridge is closed

ID: 577862
GPS: 40.25341, -74.84558
Date & Time: 2026/06/26 11:40AM EDT
Location Description: Yardley Boat Ramp
Primary Identifier:
Observation Type: Documentation
Secondary Identifier: VA08
Observation Sub-type: Field Notes
Comments: calm winds, moderate flow no odor no sheen 1 boat and fisherman, 3 onlookers sitting their cars

Appendix C

MONITORING WELL LOG — MW-20D

Groundwater and Environmental Services, Inc.

PROJECT:	SPLP - Washington Crossing	WELL DIAMETER:	2"	TOTAL DEPTH:	75'
ADDRESS:	Washington Crossing, PA	CASING ELEVATION:	NM	WATER DEPTH:	52.28'
		BOREHOLE DIAMETER:	6"		

Logged By:	Michael Haezebrouck	Drilling Method:	Air-Rotary
Dates Drilled:	6/1/2026, 6/4/2026	Sampling Method:	Grab
Drilling Company:	Summit Drilling	Soil Class. System:	Unified Soil Classification System (USCS)
Drill Rig Type:	Reichdrill T-650 W-II	Field Screening:	PID 10.6 eV Lamp (ppm)

Depth (feet)	Sample Interval	Field Screen (ppm)	Recovery (inches)	SAMPLE LITHOLOGY (USCS)	Stratigraphy	Comments	COMPLETION DETAILS
0				Topsoil: (0'-1.8') Asphalt	ASPHALT	Hand-cleared to refusal at 3.9' bgs	Flush-mounted well vault with locking cap
				FILL: (1.8'-2.0') Subbase	FILL		
5				CL: (2.0'-6.8') Yellowish-brown sandy clay	CL		
				ARGILLITE: (6.8'-10') Dark brown to very dark gray argillite	ARGILLITE		
10				ARGILLITE: (10.0'-30.0') Very dark gray to dark dusky red argillite			(0'-2') Concrete
15							
20		11.3 3.6 2.1 29.6 1.1 1.4 0.2 4.1 58.9 22.4 1.5 1.2 1.3 1.0 0.0 0.0 0.0				(19' bgs) Soft	(2'-46') Grout
25							
30				ARGILLITE: (30.0'-45.0') Black to very dark brown argillite with organic shale interbeds		(28'-29' bgs) Fractured	
35							
40							(46'-48') Hydrated bentonite
45				ARGILLITE: (45.0'-60.0') Reddish-brown argillite with calcareous seamlets		(42'-43' bgs) Fractured	(0'-50') 2-inch-diameter schedule 40 PVC riser
50							
55							
60				ARGILLITE: (60.0'-75.0') Very dark gray to very dark greenish-gray argillite, few calcareous seamlets			(50'-75') 2-inch-diameter schedule 40 PVC 0.020" slotted screen
65						(43'-75' bgs) Hard	
70							(48'-75') No. 2 Sand
75							

General Comments:

bgs = Below ground surface

ppm = Parts per million, NM = Not measured

Symbol Key:

Apparent Water Level ▼

MONITORING WELL LOG

Well E

Groundwater and Environmental Services, Inc.

PROJECT:	SPLP - Washington Crossing	WELL DIAMETER:	Open Rock	TOTAL DEPTH:	40'
ADDRESS:	Washington Crossing, PA	CASING ELEVATION:	TBD	WATER DEPTH:	25.87'
		BOREHOLE DIAMETER:	6"		

Logged By:	Michael Haezebrouck	Drilling Method:	Air-Rotary
Dates Drilled:	6/1/2026-6/5/2026	Sampling Method:	Grab
Drilling Company:	Summit Drilling	Soil Class. System:	Unified Soil Classification System (USCS)
Drill Rig Type:	Reichdrill T-650 W-II	Field Screening:	PID 10.6 eV Lamp (ppm)

Depth (feet)	Sample Interval	Field Screen (ppm)	Recovery (inches)	SAMPLE LITHOLOGY (USCS)	Stratigraphy	Comments	COMPLETION DETAILS
0				ASPHALT: (0'-1.8') Asphalt	ASPHALT	Hand-cleared to refusal at 2.8' bgs	Flush-mounted well vault with locking cap
				FILL: (1.8'-2.0') Subbase	FILL		
				CL: (2.0'-7.5') Yellowish-brown to dusky red sandy clay with few weathered saprolite gravels	CL		
5							(0'-2') Concrete
				ARGILLITE: (7.5'-10') Dark brown to very dark gray argillite	ARGILLITE		
10				ARGILLITE: (10'-30') Very dark gray to dusky red argillite			(0'-10') 6-inch steel casing
15						(16'-17' bgs) Soft	(2'-10') Grout
20						(26'-27' bgs) Fractured	
		0.1					
		0.9					
25		40.2					(10'-40') Open bedrock well
		32.9					
		41.1					
		4.2					
		3.1					
30		6.7		ARGILLITE: (30'-40') Black to very dark brown argillite with organic shale interbeds			
		2.1					
		1.5					
		1.6					
		1.6					
35		1.2					
		1.1					
		0.8					
		0.2				(40' bgs) Fractured	
40		0.0					

General Comments:

bgs = Below ground surface

ppm = Parts per million, NM = Not measured

Symbol Key:

Apparent Water Level ▼

Appendix D

ANALYTICAL REPORT

Lab Number:	L2638732
Client:	Stantec, Inc. 1060 Andrew Drive Suite 140 West Chester, PA 19380
ATTN:	Mark Schaeffer
Phone:	(610) 407-7943
Project Name:	E-25060-RL-2530065
Project Number:	058161
Report Date:	06/29/26

The original project report/data package is held by Pace Analytical Services. This report/data package is paginated and should be reproduced only in its entirety. Pace Analytical Services holds no responsibility for results and/or data that are not consistent with the original.

Eight Walkup Drive, Westborough, MA 01581-1019
508-898-9220 (Fax) 508-898-9193 800-624-9220 - www.alphalab.com

Project Name: E-25060-RL-2530065
Project Number: 058161

Lab Number: L2638732
Report Date: 06/29/26

Lab Sample ID	Client ID	Matrix	Sample Location	Collection Date/Time	Receive Date
L2638732-01	UMPA260618MW15S	WATER	WASHINGTON CROSSING, PA	06/18/26 10:30	06/19/26
L2638732-02	UMPA260618MW15D	WATER	WASHINGTON CROSSING, PA	06/18/26 11:10	06/19/26
L2638732-03	UMPA260618DUP01	WATER	WASHINGTON CROSSING, PA	06/18/26 00:00	06/19/26

Project Name:	E-25060-RL-2530065	**Lab Number:**	L2638732
Project Number:	058161	**Report Date:**	06/29/26

Case Narrative

The samples were received in accordance with the Chain of Custody and no significant deviations were encountered during the preparation or analysis unless otherwise noted. Sample Receipt, Container Information, and the Chain of Custody are located at the back of the report.

Results contained within this report relate only to the samples submitted under this Pace Lab Number and meet NELAP requirements for all NELAP accredited parameters unless otherwise noted in the following narrative. The data presented in this report is organized by parameter (i.e. VOC, SVOC, etc.). Sample specific Quality Control data (i.e. Surrogate Spike Recovery) is reported at the end of the target analyte list for each individual sample, followed by the Laboratory Batch Quality Control at the end of each parameter. Tentatively Identified Compounds (TICs), if requested, are reported for compounds identified to be present and are not part of the method/program Target Compound List, even if only a subset of the TCL are being reported. If a sample was re-analyzed or re-extracted due to a required quality control corrective action and if both sets of data are reported, the Laboratory ID of the re-analysis or re-extraction is designated with an "R" or "RE", respectively.

When multiple Batch Quality Control elements are reported (e.g. more than one LCS), the associated samples for each element are noted in the grey shaded header line of each data table. Any Laboratory Batch, Sample Specific % recovery or RPD value that is outside the listed Acceptance Criteria is bolded in the report. In reference to questions H (CAM) or 4 (RCP) when "NO" is checked, the performance criteria for CAM and RCP methods allow for some quality control failures to occur and still be within method compliance. In these instances, the specific failure is not narrated but noted in the associated QC Outlier Summary Report, located directly after the Case Narrative. QC information is also incorporated in the Data Usability Assessment table (Format 11) of our Data Merger tool, where it can be reviewed in conjunction with the sample result, associated regulatory criteria and any associated data usability implications.

Soil/sediments and solids are reported on a dry weight basis unless otherwise noted. Tissues are reported "as received" or on a wet weight basis, unless otherwise noted. Definitions of all data qualifiers and acronyms used in this report are provided in the Glossary located at the back of the report.

HOLD POLICY - For samples submitted on hold, Pace's policy is to hold samples (with the exception of Air canisters) free of charge for 21 calendar days from the date the project is completed. After 21 calendar days, we will dispose of all samples submitted including those put on hold unless you have contacted your Pace Project Manager and made arrangements for Pace to continue to hold the samples. Air canisters will be disposed after 3 business days from the date the project is completed.

Please contact Project Management at 800-624-9220 with any questions.

Project Name: E-25060-RL-2530065 **Lab Number:** L2638732
Project Number: 058161 **Report Date:** 06/29/26

Case Narrative (continued)

Report Submission

All non-detect (ND) or estimated concentrations (J-qualified) have been quantitated to the limit noted in the MDL column.

Microextractables

The WG2232631-3/-4 MS/MSD RPD performed on L2638732-02 is outside the acceptance criteria for 1,2-dibromoethane (27%).

I, the undersigned, attest under the pains and penalties of perjury that, to the best of my knowledge and belief and based upon my personal inquiry of those responsible for providing the information contained in this analytical report, such information is accurate and complete. This certificate of analysis is not complete unless this page accompanies any and all pages of this report.

Authorized Signature: Cristin Walker

Title: Technical Director/Representative Date: 06/29/26

QC OUTLIER SUMMARY REPORT

Project Name: E-25060-RL-2530065

Project Number: 058161

Lab Number: L2638732

Report Date: 06/29/26

Method	Client ID (Native ID)	Lab ID	Parameter	QC Type	Recovery/RPD (%)	QC Limits (%)	Associated Samples	Data Quality Assessment
Microextractables by GC - Westborough Lab								
8011	Batch QC (L2638732-02)	WG2232631-4	1,2-Dibromoethane	MSD	27	60-140	01-03	non-directional bias

ORGANICS

VOLATILES

Project Name: E-25060-RL-2530065 **Lab Number:** L2638732

Project Number: 058161 **Report Date:** 06/29/26

SAMPLE RESULTS

Lab ID: L2638732-01
Client ID: UMPA260618MW15S
Sample Location: WASHINGTON CROSSING, PA

Date Collected: 06/18/26 10:30
Date Received: 06/19/26
Field Prep: Refer to COC

Sample Depth:
Matrix: Water
Analytical Method: 1,8011
Analytical Date: 06/24/26 13:58
Analyst: MTC

Extraction Method: EPA 8011
Extraction Date: 06/24/26 07:28

Parameter	Result	Qualifier	Units	RL	MDL	Dilution Factor	Column
Microextractables by GC - Westborough Lab							
1,2-Dibromoethane	ND		ug/l	0.010	0.005	1	A

Project Name: E-25060-RL-2530065 **Lab Number:** L2638732

Project Number: 058161 **Report Date:** 06/29/26

SAMPLE RESULTS

Lab ID: L2638732-01 Date Collected: 06/18/26 10:30

Client ID: UMPA260618MW15S Date Received: 06/19/26

Sample Location: WASHINGTON CROSSING, PA Field Prep: Refer to COC

Sample Depth:

Matrix: Water

Analytical Method: 1,8260D

Analytical Date: 06/25/26 21:31

Analyst: MJV

Parameter	Result	Qualifier	Units	RL	MDL	Dilution Factor
Volatile Organics by GC/MS - Westborough Lab						
Methyl tert butyl ether	ND		ug/l	1.0	0.17	1
Benzene	3.3		ug/l	0.50	0.16	1
1,2-Dichloroethane	ND		ug/l	0.50	0.13	1
Toluene	4.9		ug/l	0.75	0.20	1
Ethylbenzene	6.6		ug/l	0.50	0.17	1
p/m-Xylene	34		ug/l	1.0	0.33	1
o-Xylene	30		ug/l	1.0	0.39	1
Xylenes, Total	64		ug/l	1.0	0.33	1
Isopropylbenzene	5.4		ug/l	0.50	0.19	1
1,3,5-Trimethylbenzene	44		ug/l	2.5	0.22	1
1,2,4-Trimethylbenzene	99		ug/l	2.5	0.19	1
Naphthalene	29		ug/l	1.0	0.22	1

Surrogate	% Recovery	Qualifier	Acceptance Criteria
1,2-Dichloroethane-d4	92		70-130
Toluene-d8	100		70-130
4-Bromofluorobenzene	92		70-130
Dibromofluoromethane	110		70-130

Project Name: E-25060-RL-2530065 **Lab Number:** L2638732

Project Number: 058161 **Report Date:** 06/29/26

SAMPLE RESULTS

Lab ID: L2638732-02
Client ID: UMPA260618MW15D
Sample Location: WASHINGTON CROSSING, PA

Date Collected: 06/18/26 11:10
Date Received: 06/19/26
Field Prep: Refer to COC

Sample Depth:
Matrix: Water
Analytical Method: 1,8011
Analytical Date: 06/24/26 14:10
Analyst: MTC

Extraction Method: EPA 8011
Extraction Date: 06/24/26 07:28

Parameter	Result	Qualifier	Units	RL	MDL	Dilution Factor	Column
Microextractables by GC - Westborough Lab							
1,2-Dibromoethane	ND		ug/l	0.010	0.005	1	A

Project Name: E-25060-RL-2530065 **Lab Number:** L2638732

Project Number: 058161 **Report Date:** 06/29/26

SAMPLE RESULTS

Lab ID: L2638732-02 Date Collected: 06/18/26 11:10

Client ID: UMPA260618MW15D Date Received: 06/19/26

Sample Location: WASHINGTON CROSSING, PA Field Prep: Refer to COC

Sample Depth:

Matrix: Water

Analytical Method: 1,8260D

Analytical Date: 06/25/26 21:57

Analyst: MJV

Parameter	Result	Qualifier	Units	RL	MDL	Dilution Factor
Volatile Organics by GC/MS - Westborough Lab						
Methyl tert butyl ether	ND		ug/l	1.0	0.17	1
Benzene	ND		ug/l	0.50	0.16	1
1,2-Dichloroethane	ND		ug/l	0.50	0.13	1
Toluene	ND		ug/l	0.75	0.20	1
Ethylbenzene	ND		ug/l	0.50	0.17	1
p/m-Xylene	ND		ug/l	1.0	0.33	1
o-Xylene	ND		ug/l	1.0	0.39	1
Xylenes, Total	ND		ug/l	1.0	0.33	1
Isopropylbenzene	ND		ug/l	0.50	0.19	1
1,3,5-Trimethylbenzene	ND		ug/l	2.5	0.22	1
1,2,4-Trimethylbenzene	ND		ug/l	2.5	0.19	1
Naphthalene	ND		ug/l	1.0	0.22	1

Surrogate	% Recovery	Qualifier	Acceptance Criteria
1,2-Dichloroethane-d4	100		70-130
Toluene-d8	96		70-130
4-Bromofluorobenzene	87		70-130
Dibromofluoromethane	121		70-130

Project Name: E-25060-RL-2530065 **Lab Number:** L2638732

Project Number: 058161 **Report Date:** 06/29/26

SAMPLE RESULTS

Lab ID: L2638732-03
Client ID: UMPA260618DUP01
Sample Location: WASHINGTON CROSSING, PA

Date Collected: 06/18/26 00:00
Date Received: 06/19/26
Field Prep: Refer to COC

Sample Depth:
Matrix: Water
Analytical Method: 1,8011
Analytical Date: 06/24/26 14:21
Analyst: MTC

Extraction Method: EPA 8011
Extraction Date: 06/24/26 07:28

Parameter	Result	Qualifier	Units	RL	MDL	Dilution Factor	Column
Microextractables by GC - Westborough Lab							
1,2-Dibromoethane	ND		ug/l	0.010	0.005	1	A

Project Name: E-25060-RL-2530065 **Lab Number:** L2638732

Project Number: 058161 **Report Date:** 06/29/26

SAMPLE RESULTS

Lab ID: L2638732-03 Date Collected: 06/18/26 00:00

Client ID: UMPA260618DUP01 Date Received: 06/19/26

Sample Location: WASHINGTON CROSSING, PA Field Prep: Refer to COC

Sample Depth:

Matrix: Water

Analytical Method: 1,8260D

Analytical Date: 06/25/26 22:24

Analyst: MJV

Parameter	Result	Qualifier	Units	RL	MDL	Dilution Factor
Volatile Organics by GC/MS - Westborough Lab						
Methyl tert butyl ether	ND		ug/l	1.0	0.17	1
Benzene	3.3		ug/l	0.50	0.16	1
1,2-Dichloroethane	ND		ug/l	0.50	0.13	1
Toluene	5.3		ug/l	0.75	0.20	1
Ethylbenzene	7.4		ug/l	0.50	0.17	1
p/m-Xylene	39		ug/l	1.0	0.33	1
o-Xylene	32		ug/l	1.0	0.39	1
Xylenes, Total	71		ug/l	1.0	0.33	1
Isopropylbenzene	5.5		ug/l	0.50	0.19	1
1,3,5-Trimethylbenzene	48		ug/l	2.5	0.22	1
1,2,4-Trimethylbenzene	110		ug/l	2.5	0.19	1
Naphthalene	31		ug/l	1.0	0.22	1

Surrogate	% Recovery	Qualifier	Acceptance Criteria
1,2-Dichloroethane-d4	93		70-130
Toluene-d8	100		70-130
4-Bromofluorobenzene	91		70-130
Dibromofluoromethane	112		70-130

Project Name: E-25060-RL-2530065
Project Number: 058161

Lab Number: L2638732
Report Date: 06/29/26

Method Blank Analysis
Batch Quality Control

Analytical Method: 1,8011
Analytical Date: 06/24/26 09:55
Analyst: MTC

Extraction Method: EPA 8011
Extraction Date: 06/24/26 07:28

Parameter	Result	Qualifier	Units	RL	MDL	
Microextractables by GC - Westborough Lab for sample(s): 01-03 Batch: WG2232631-1						
1,2-Dibromoethane	ND		ug/l	0.010	0.005	A

Project Name: E-25060-RL-2530065 **Lab Number:** L2638732

Project Number: 058161 **Report Date:** 06/29/26

Method Blank Analysis
Batch Quality Control

Analytical Method: 1,8260D
Analytical Date: 06/25/26 14:18
Analyst: MJV

Parameter	Result	Qualifier	Units	RL	MDL
Volatile Organics by GC/MS - Westborough Lab for sample(s): 01-03 Batch: WG2233861-5					
Methyl tert butyl ether	ND		ug/l	1.0	0.17
Benzene	ND		ug/l	0.50	0.16
1,2-Dichloroethane	ND		ug/l	0.50	0.13
Toluene	ND		ug/l	0.75	0.20
Ethylbenzene	ND		ug/l	0.50	0.17
p/m-Xylene	ND		ug/l	1.0	0.33
o-Xylene	ND		ug/l	1.0	0.39
Xylenes, Total	ND		ug/l	1.0	0.33
Isopropylbenzene	ND		ug/l	0.50	0.19
1,3,5-Trimethylbenzene	ND		ug/l	2.5	0.22
1,2,4-Trimethylbenzene	ND		ug/l	2.5	0.19
Naphthalene	ND		ug/l	1.0	0.22

Surrogate	%Recovery	Qualifier	Acceptance Criteria
1,2-Dichloroethane-d4	97		70-130
Toluene-d8	97		70-130
4-Bromofluorobenzene	87		70-130
Dibromofluoromethane	118		70-130

Lab Control Sample Analysis
Batch Quality Control

Project Name: E-25060-RL-2530065
Project Number: 058161

Lab Number: L2638732
Report Date: 06/29/26

Parameter	LCS %Recovery	Qual	LCSD %Recovery	Qual	%Recovery Limits	RPD	Qual	RPD Limits	Column
Microextractables by GC - Westborough Lab Associated sample(s): 01-03 Batch: WG2232631-2									
1,2-Dibromoethane	103		-		60-140	-			A

Lab Control Sample Analysis
Batch Quality Control

Project Name: E-25060-RL-2530065
Project Number: 058161
Lab Number: L2638732
Report Date: 06/29/26

Parameter	LCS %Recovery	Qual	LCSD %Recovery	Qual	%Recovery Limits	RPD	Qual	RPD Limits
Volatile Organics by GC/MS - Westborough Lab Associated sample(s): 01-03 Batch: WG2233861-3 WG2233861-4								
Methyl tert butyl ether	90		90		63-130	0		20
Benzene	100		99		70-130	1		20
1,2-Dichloroethane	89		87		70-130	2		20
Toluene	99		96		70-130	3		20
Ethylbenzene	98		95		70-130	3		20
p/m-Xylene	100		100		70-130	0		20
o-Xylene	100		100		70-130	0		20
Isopropylbenzene	95		93		70-130	2		20
1,3,5-Trimethylbenzene	98		96		64-130	2		20
1,2,4-Trimethylbenzene	97		96		70-130	1		20
Naphthalene	94		93		70-130	1		20

Surrogate	LCS %Recovery	Qual	LCSD %Recovery	Qual	Acceptance Criteria
1,2-Dichloroethane-d4	87		86		70-130
Toluene-d8	99		98		70-130
4-Bromofluorobenzene	89		89		70-130
Dibromofluoromethane	105		101		70-130

Matrix Spike Analysis

Batch Quality Control

Project Name: E-25060-RL-2530065

Project Number: 058161

Lab Number: L2638732

Report Date: 06/29/26

Parameter	Native Sample	MS Added	MS Found	MS %Recovery	Qual	MSD Found	MSD %Recovery	Qual	Recovery Limits	RPD	Qual	RPD Limits	Column
Microextractables by GC - Westborough Lab Associated sample(s): 01-03 QC Batch ID: WG2232631-3 WG2232631-4 QC Sample: L2638732-02 Client ID: UMPA260618MW15D													
1,2-Dibromoethane	ND	0.2	0.161	80		0.212	103		60-140	**27**	Q	20	A

Matrix Spike Analysis
Batch Quality Control

Project Name: E-25060-RL-2530065 ***Lab Number:*** L2638732

Project Number: 058161 ***Report Date:*** 06/29/26

Parameter	Native Sample	MS Added	MS Found	MS %Recovery	Qual	MSD Found	MSD %Recovery	Qual	Recovery Limits	RPD	Qual	RPD Limits
Volatile Organics by GC/MS - Westborough Lab Associated sample(s): 01-03 QC Batch ID: WG2233861-6 WG2233861-7 QC Sample: L2638732-02 Client ID: UMPA260618MW15D												
Methyl tert butyl ether	ND	10	10	100		10	100		63-130	0		20
Benzene	ND	10	12	120		12	120		70-130	0		20
1,2-Dichloroethane	ND	10	10	100		10	100		70-130	0		20
Toluene	ND	10	12	120		12	120		70-130	0		20
Ethylbenzene	ND	10	12	120		11	110		70-130	9		20
p/m-Xylene	ND	20	24	120		24	120		70-130	0		20
o-Xylene	ND	20	24	120		24	120		70-130	0		20
Isopropylbenzene	ND	10	12	120		12	120		70-130	0		20
1,3,5-Trimethylbenzene	ND	10	12	120		12	120		64-130	0		20
1,2,4-Trimethylbenzene	ND	10	11	110		12	120		70-130	9		20
Naphthalene	ND	10	11	110		11	110		70-130	0		20

Surrogate	MS % Recovery	MS Qualifier	MSD % Recovery	MSD Qualifier	Acceptance Criteria
1,2-Dichloroethane-d4	86		87		70-130
4-Bromofluorobenzene	87		89		70-130
Dibromofluoromethane	102		102		70-130
Toluene-d8	97		96		70-130

METALS

Project Name: E-25060-RL-2530065 **Lab Number:** L2638732

Project Number: 058161 **Report Date:** 06/29/26

SAMPLE RESULTS

Lab ID: L2638732-01 Date Collected: 06/18/26 10:30

Client ID: UMPA260618MW15S Date Received: 06/19/26

Sample Location: WASHINGTON CROSSING, PA Field Prep: Refer to COC

Sample Depth:

Matrix: Water

Parameter	Result	Qualifier	Units	RL	MDL	Dilution Factor	Date Prepared	Date Analyzed	Prep Method	Analytical Method	Analyst
Dissolved Metals - Mansfield Lab											
Lead, Dissolved	ND		ug/l	1.000	0.3430	1	06/21/26 16:44	06/22/26 13:56	EPA 3005A	1,6020B	CEY

Project Name: E-25060-RL-2530065 **Lab Number:** L2638732

Project Number: 058161 **Report Date:** 06/29/26

SAMPLE RESULTS

Lab ID: L2638732-02 Date Collected: 06/18/26 11:10

Client ID: UMPA260618MW15D Date Received: 06/19/26

Sample Location: WASHINGTON CROSSING, PA Field Prep: Refer to COC

Sample Depth:

Matrix: Water

Parameter	Result	Qualifier	Units	RL	MDL	Dilution Factor	Date Prepared	Date Analyzed	Prep Method	Analytical Method	Analyst
Dissolved Metals - Mansfield Lab											
Lead, Dissolved	ND		ug/l	1.000	0.3430	1	06/21/26 16:44	06/22/26 12:30	EPA 3005A	1,6020B	CEY

Project Name: E-25060-RL-2530065 **Lab Number:** L2638732

Project Number: 058161 **Report Date:** 06/29/26

SAMPLE RESULTS

Lab ID: L2638732-03 Date Collected: 06/18/26 00:00

Client ID: UMPA260618DUP01 Date Received: 06/19/26

Sample Location: WASHINGTON CROSSING, PA Field Prep: Refer to COC

Sample Depth:

Matrix: Water

Parameter	Result	Qualifier	Units	RL	MDL	Dilution Factor	Date Prepared	Date Analyzed	Prep Method	Analytical Method	Analyst
Dissolved Metals - Mansfield Lab											
Lead, Dissolved	ND		ug/l	1.000	0.3430	1	06/21/26 16:44	06/22/26 13:59	EPA 3005A	1,6020B	CEY

Project Name: E-25060-RL-2530065 **Lab Number:** L2638732

Project Number: 058161 **Report Date:** 06/29/26

Method Blank Analysis
Batch Quality Control

Parameter	Result	Qualifier	Units	RL	MDL	Dilution Factor	Date Prepared	Date Analyzed	Analytical Method	Analyst
Dissolved Metals - Mansfield Lab for sample(s): 01-03 Batch: WG2231192-1										
Lead, Dissolved	ND		ug/l	1.000	0.3430	1	06/21/26 16:44	06/22/26 13:04	1,6020B	CEY

Prep Information

Digestion Method: EPA 3005A

Lab Control Sample Analysis
Batch Quality Control

Project Name: E-25060-RL-2530065
Project Number: 058161
Lab Number: L2638732
Report Date: 06/29/26

Parameter	LCS %Recovery	Qual	LCSD %Recovery	Qual	%Recovery Limits	RPD	Qual	RPD Limits
Dissolved Metals - Mansfield Lab Associated sample(s): 01-03 Batch: WG2231192-2								
Lead, Dissolved	107		-		80-120	-		

Matrix Spike Analysis
Batch Quality Control

Project Name: E-25060-RL-2530065
Project Number: 058161
Lab Number: L2638732
Report Date: 06/29/26

Parameter	Native Sample	MS Added	MS Found	MS %Recovery	Qual	MSD Found	MSD %Recovery	Qual	Recovery Limits	RPD	Qual	RPD Limits
Dissolved Metals - Mansfield Lab Associated sample(s): 01-03 QC Batch ID: WG2231192-3 WG2231192-4 QC Sample: L2638732-02 Client ID: UMPA260618MW15D												
Lead, Dissolved	ND	530	550.0	104		544.8	103		75-125	1		20

Project Name: E-25060-RL-2530065
Project Number: 058161

Lab Number: L2638732
Report Date: 06/29/26

Sample Receipt and Container Information

Were project specific reporting limits specified? YES

Cooler Information

Cooler	Custody Seal
A	Absent

Container Information

Container ID	Container Type	Cooler	Initial pH	Final pH	Temp deg C	Pres	Seal	Frozen Date/Time	Analysis(*)
L2638732-01A	Vial HCl preserved	NA	NA			Y	Absent		PA-8260(14)
L2638732-01B	Vial HCl preserved	NA	NA			Y	Absent		PA-8260(14)
L2638732-01C	Vial HCl preserved	NA	NA			Y	Absent		PA-8260(14)
L2638732-01D	Vial Na2S2O3 preserved	NA	NA			Y	Absent		8011(14)
L2638732-01E	Vial Na2S2O3 preserved	NA	NA			Y	Absent		8011(14)
L2638732-01F	Plastic 250ml HNO3 preserved	NA	<2	<2		Y	Absent		PB-6020S-PPB(180)
L2638732-02A	Vial HCl preserved	NA	NA			Y	Absent		PA-8260(14)
L2638732-02A1	Vial HCl preserved	NA	NA			Y	Absent		PA-8260(14)
L2638732-02A2	Vial HCl preserved	NA	NA			Y	Absent		PA-8260(14)
L2638732-02B	Vial HCl preserved	NA	NA			Y	Absent		PA-8260(14)
L2638732-02B1	Vial HCl preserved	NA	NA			Y	Absent		PA-8260(14)
L2638732-02B2	Vial HCl preserved	NA	NA			Y	Absent		PA-8260(14)
L2638732-02C	Vial HCl preserved	NA	NA			Y	Absent		PA-8260(14)
L2638732-02C1	Vial HCl preserved	NA	NA			Y	Absent		PA-8260(14)
L2638732-02C2	Vial HCl preserved	NA	NA			Y	Absent		PA-8260(14)
L2638732-02D	Vial Na2S2O3 preserved	NA	NA			Y	Absent		8011(14)
L2638732-02D1	Vial Na2S2O3 preserved	NA	NA			Y	Absent		8011(14)
L2638732-02D2	Vial Na2S2O3 preserved	NA	NA			Y	Absent		8011(14)
L2638732-02E	Vial Na2S2O3 preserved	NA	NA			Y	Absent		8011(14)
L2638732-02E1	Vial Na2S2O3 preserved	NA	NA			Y	Absent		8011(14)
L2638732-02E2	Vial Na2S2O3 preserved	NA	NA			Y	Absent		8011(14)
L2638732-02F	Plastic 250ml HNO3 preserved	NA	<2	<2		Y	Absent		PB-6020S-PPB(180)
L2638732-02F1	Plastic 250ml HNO3 preserved	NA	<2	<2		Y	Absent		PB-6020S-PPB(180)

*Values in parentheses indicate holding time in days

Project Name: E-25060-RL-2530065
Project Number: 058161

Lab Number: L2638732
Report Date: 06/29/26

Container Information

Container ID	Container Type	Cooler	Initial pH	Final pH	Temp deg C	Pres	Seal	Frozen Date/Time	Analysis(*)
L2638732-02F2	Plastic 250ml HNO3 preserved	NA	<2	<2		Y	Absent		PB-6020S-PPB(180)
L2638732-03A	Vial HCl preserved	NA	NA			Y	Absent		PA-8260(14)
L2638732-03B	Vial HCl preserved	NA	NA			Y	Absent		PA-8260(14)
L2638732-03C	Vial HCl preserved	NA	NA			Y	Absent		PA-8260(14)
L2638732-03D	Vial Na2S2O3 preserved	NA	NA			Y	Absent		8011(14)
L2638732-03E	Vial Na2S2O3 preserved	NA	NA			Y	Absent		8011(14)
L2638732-03F	Plastic 250ml HNO3 preserved	NA	<2	<2		Y	Absent		PB-6020S-PPB(180)

*Values in parentheses indicate holding time in days

Project Name: E-25060-RL-2530065 **Lab Number:** L2638732

Project Number: 058161 **Report Date:** 06/29/26

GLOSSARY

Acronyms

DL	- Detection Limit: This value represents the level to which target analyte concentrations are reported as estimated values, when those target analyte concentrations are quantified below the limit of quantitation (LOQ). The DL includes any adjustments from dilutions, concentrations or moisture content, where applicable. (DoD report formats only.)
EDL	- Estimated Detection Limit: This value represents the level to which target analyte concentrations are reported as estimated values, when those target analyte concentrations are quantified below the reporting limit (RL). The EDL includes any adjustments from dilutions, concentrations or moisture content, where applicable. The use of EDLs is specific to the analysis of PAHs using Solid-Phase Microextraction (SPME).
EMPC	- Estimated Maximum Possible Concentration: The concentration that results from the signal present at the retention time of an analyte when the ions meet all of the identification criteria except the ion abundance ratio criteria. An EMPC is a worst-case estimate of the concentration.
EPA	- Environmental Protection Agency.
LCS	- Laboratory Control Sample: A sample matrix, free from the analytes of interest, spiked with verified known amounts of analytes or a material containing known and verified amounts of analytes.
LCSD	- Laboratory Control Sample Duplicate: Refer to LCS.
LFB	- Laboratory Fortified Blank: A sample matrix, free from the analytes of interest, spiked with verified known amounts of analytes or a material containing known and verified amounts of analytes.
LOD	- Limit of Detection: This value represents the level to which a target analyte can reliably be detected for a specific analyte in a specific matrix by a specific method. The LOD includes any adjustments from dilutions, concentrations or moisture content, where applicable. (DoD report formats only.)
LOQ	- Limit of Quantitation: The value at which an instrument can accurately measure an analyte at a specific concentration. The LOQ includes any adjustments from dilutions, concentrations or moisture content, where applicable. (DoD report formats only.) Limit of Quantitation: The value at which an instrument can accurately measure an analyte at a specific concentration. The LOQ includes any adjustments from dilutions, concentrations or moisture content, where applicable. (DoD report formats only.)
MDL	- Method Detection Limit: This value represents the level to which target analyte concentrations are reported as estimated values, when those target analyte concentrations are quantified below the reporting limit (RL). The MDL includes any adjustments from dilutions, concentrations or moisture content, where applicable.
MS	- Matrix Spike Sample: A sample prepared by adding a known mass of target analyte to a specified amount of matrix sample for which an independent estimate of target analyte concentration is available. For Method 332.0, the spike recovery is calculated using the native concentration, including estimated values.
MSD	- Matrix Spike Sample Duplicate: Refer to MS.
NA	- Not Applicable.
NC	- Not Calculated: Term is utilized when one or more of the results utilized in the calculation are non-detect at the parameter's reporting unit.
NDPA/DPA	- N-Nitrosodiphenylamine/Diphenylamine.
NI	- Not Ignitable.
NP	- Non-Plastic: Term is utilized for the analysis of Atterberg Limits in soil.
NR	- No Results: Term is utilized when 'No Target Compounds Requested' is reported for the analysis of Volatile or Semivolatile Organic TIC only requests.
RL	- Reporting Limit: The value at which an instrument can accurately measure an analyte at a specific concentration. The RL includes any adjustments from dilutions, concentrations or moisture content, where applicable.
RPD	- Relative Percent Difference: The results from matrix and/or matrix spike duplicates are primarily designed to assess the precision of analytical results in a given matrix and are expressed as relative percent difference (RPD). Values which are less than five times the reporting limit for any individual parameter are evaluated by utilizing the absolute difference between the values; although the RPD value will be provided in the report.
SRM	- Standard Reference Material: A reference sample of a known or certified value that is of the same or similar matrix as the associated field samples.
STLP	- Semi-dynamic Tank Leaching Procedure per EPA Method 1315.
TEF	- Toxic Equivalency Factors: The values assigned to each dioxin and furan to evaluate their toxicity relative to 2,3,7,8-TCDD.
TEQ	- Toxic Equivalent: The measure of a sample's toxicity derived by multiplying each dioxin and furan by its corresponding TEF and then summing the resulting values.
TIC	- Tentatively Identified Compound: A compound that has been identified to be present and is not part of the target compound list (TCL) for the method and/or program. All TICs are qualitatively identified and reported as estimated concentrations.

Report Format: DU Report with 'J' Qualifiers

Project Name:	E-25060-RL-2530065	**Lab Number:**	L2638732
Project Number:	058161	**Report Date:**	06/29/26

Footnotes

1 - The reference for this analyte should be considered modified since this analyte is absent from the target analyte list of the original method.

Terms

Analytical Method: Both the document from which the method originates and the analytical reference method. (Example: EPA 8260B is shown as 1,8260B.) The codes for the reference method documents are provided in the References section of the Addendum.

Chlordane: The target compound Chlordane (CAS No. 57-74-9) is reported for GC ECD analyses. Per EPA,this compound "refers to a mixture of chlordane isomers, other chlorinated hydrocarbons and numerous other components." (Reference: USEPA Toxicological Review of Chlordane, In Support of Summary Information on the Integrated Risk Information System (IRIS), December 1997.)

Difference: With respect to Total Oxidizable Precursor (TOP) Assay analysis, the difference is defined as the Post-Treatment value minus the Pre-Treatment value.

Final pH: As it pertains to Sample Receipt & Container Information section of the report, Final pH reflects pH of container determined after adjustment at the laboratory, if applicable. If no adjustment required, value reflects Initial pH.

Frozen Date/Time: With respect to Volatile Organics in soil, Frozen Date/Time reflects the date/time at which associated Reagent Water-preserved vials were initially frozen. Note: If frozen date/time is beyond 48 hours from sample collection, value will be reflected in 'bold'.

Gasoline Range Organics (GRO): Gasoline Range Organics (GRO) results include all chromatographic peaks eluting from Methyl tert butyl ether through Naphthalene, with the exception of GRO analysis in support of State of Ohio programs, which includes all chromatographic peaks eluting from Hexane through Dodecane.

Initial pH: As it pertains to Sample Receipt & Container Information section of the report, Initial pH reflects pH of container determined upon receipt, if applicable.

PAH Total: With respect to Alkylated PAH analyses, the 'PAHs, Total' result is defined as the summation of results for all or a subset of the following compounds: Naphthalene, C1-C4 Naphthalenes, 2-Methylnaphthalene, 1-Methylnaphthalene, Biphenyl, Acenaphthylene, Acenaphthene, Fluorene, C1-C3 Fluorenes, Phenanthrene, C1-C4 Phenanthrenes/Anthracenes, Anthracene, Fluoranthene, Pyrene, C1-C4 Fluoranthenes/Pyrenes, Benz(a)anthracene, Chrysene, C1-C4 Chrysenes, Benzo(b)fluoranthene, Benzo(j)+(k)fluoranthene, Benzo(e)pyrene, Benzo(a)pyrene, Perylene, Indeno(1,2,3-cd)pyrene, Dibenz(ah)+(ac)anthracene, Benzo(g,h,i)perylene. If a 'Total' result is requested, the results of its individual components will also be reported.

PFAS Total: With respect to PFAS analyses, the 'PFAS, Total (5)' result is defined as the summation of results for: PFHpA, PFHxS, PFOA, PFNA and PFOS. In addition, the 'PFAS, Total (6)' result is defined as the summation of results for: PFHpA, PFHxS, PFOA, PFNA, PFDA and PFOS. For MassDEP DW compliance analysis only, the 'PFAS, Total (6)' result is defined as the summation of results at or above the RL. Note: If a 'Total' result is requested, the results of its individual components will also be reported.

Total: With respect to Organic analyses, a 'Total' result is defined as the summation of results for individual isomers or Aroclors. If a 'Total' result is requested, the results of its individual components will also be reported. This is applicable to 'Total' results for methods 8260, 8081 and 8082.

Data Qualifiers

A - Spectra identified as "Aldol Condensates" are byproducts of the extraction/concentration procedures when acetone is introduced in the process.

B - The analyte was detected above the reporting limit in the associated method blank. Flag only applies to associated field samples that have detectable concentrations of the analyte at less than ten times (10x) the concentration found in the blank. For MCP-related projects, flag only applies to associated field samples that have detectable concentrations of the analyte at less than ten times (10x) the concentration found in the blank. For DOD-related projects, flag only applies to associated field samples that have detectable concentrations of the analyte at less than ten times (10x) the concentration found in the blank AND the analyte was detected above one-half the reporting limit (or above the reporting limit for common lab contaminants) in the associated method blank. For NJ-Air-related projects, flag only applies to associated field samples that have detectable concentrations of the analyte above the reporting limit. For NJ-related projects (excluding Air), flag only applies to associated field samples that have detectable concentrations of the analyte, which was detected above the reporting limit in the associated method blank or above five times the reporting limit for common lab contaminants (Phthalates, Acetone, Methylene Chloride, 2-Butanone).

C - Co-elution: The target analyte co-elutes with a known lab standard (i.e. surrogate, internal standards, etc.) for co-extracted analyses.

D - Concentration of analyte was quantified from diluted analysis. Flag only applies to field samples that have detectable concentrations of the analyte.

E - Concentration of analyte exceeds the range of the calibration curve and/or linear range of the instrument.

F - The ratio of quantifier ion response to qualifier ion response falls outside of the laboratory criteria. Results are considered to be an estimated maximum concentration.

G - The concentration may be biased high due to matrix interferences (i.e, co-elution) with non-target compound(s). The result should be considered estimated.

H - The analysis of pH was performed beyond the regulatory-required holding time of 15 minutes from the time of sample collection.

I - The lower value for the two columns has been reported due to obvious interference.

J - Estimated value. The Target analyte concentration is below the quantitation limit (RL), but above the Method Detection Limit (MDL) or Estimated Detection Limit (EDL) for SPME-related analyses. This represents an estimated concentration for Tentatively Identified Compounds (TICs). For calculated parameters, this represents that one or more values used in the calculation were

Report Format: DU Report with 'J' Qualifiers

Project Name:	E-25060-RL-2530065	**Lab Number:**	L2638732
Project Number:	058161	**Report Date:**	06/29/26

Data Qualifiers

estimated.

M - Reporting Limit (RL) exceeds the MCP CAM Reporting Limit for this analyte.

ND - Not detected at the method detection limit (MDL) for the sample, or estimated detection limit (EDL) for SPME-related analyses.

NJ - Presumptive evidence of compound. This represents an estimated concentration for Tentatively Identified Compounds (TICs), where the identification is based on a mass spectral library search.

P - The RPD between the results for the two columns exceeds the method-specified criteria.

Q - The quality control sample exceeds the associated acceptance criteria. For DOD-related projects, LCS and/or Continuing Calibration Standard exceedences are also qualified on all associated sample results. Note: This flag is not applicable for matrix spike recoveries when the sample concentration is greater than 4x the spike added or for batch duplicate RPD when the sample concentrations are less than 5x the RL. (Metals only.)

R - Analytical results are from sample re-analysis.

RE - Analytical results are from sample re-extraction.

S - Analytical results are from modified screening analysis.

V - The surrogate associated with this target analyte has a recovery outside the QC acceptance limits. (Applicable to MassDEP DW Compliance samples only.)

Z - The batch matrix spike and/or duplicate associated with this target analyte has a recovery/RPD outside the QC acceptance limits. (Applicable to MassDEP DW Compliance samples only.)

Project Name: E-25060-RL-2530065 **Lab Number:** L2638732

Project Number: 058161 **Report Date:** 06/29/26

REFERENCES

1 Test Methods for Evaluating Solid Waste: Physical/Chemical Methods. EPA SW-846. Third Edition. Updates I - VI, 2018.

LIMITATION OF LIABILITIES

Pace Analytical Services performs services with reasonable care and diligence normal to the analytical testing laboratory industry. In the event of an error, the sole and exclusive responsibility of Pace Analytical Services shall be to re-perform the work at it's own expense. In no event shall Pace Analytical Services be held liable for any incidental, consequential or special damages, including but not limited to, damages in any way connected with the use of, interpretation of, information or analysis provided by Pace Analytical Services.

We strongly urge our clients to comply with EPA protocol regarding sample volume, preservation, cooling, containers, sampling procedures, holding time and splitting of samples in the field.

ENV-FORM-WES2-0065 v03 Certificate/Approval Program Summary

Certification Information

The following analytes are not included in our Primary NELAP Scope of Accreditation:

PAS-WES2 Westborough Facility – 8 Walkup Dr. Westborough, MA 01581
EPA 8260D: NPW: 1,2,4,5-Tetramethylbenzene; 4-Ethyltoluene; SCM: Iodomethane (methyl iodide), 1,2,4,5-Tetramethylbenzene; 4-Ethyltoluene.
EPA 8270E: NPW: Dimethylnaphthalene,1,4-Diphenylhydrazine, alpha-Terpineol, Azobenzene; SCM: Dimethylnaphthalene,1,4-Diphenylhydrazine.
SM4500: NPW: Amenable Cyanide; SCM: Total Phosphorus, TKN, NO2, NO3.

PAS-MANS Mansfield Facility – 320 Forbes Blvd. Mansfield, MA 02048
SM 2540D: TSS.
Biological Tissue Matrix: EPA 3050B

PAS-MAN1 Mansfield Facility – 120 Forbes Blvd. Mansfield, MA 02048
EPA TO-15: Halothane, 2,4,4-Trimethyl-2-pentene, 2,4,4-Trimethyl-1-pentene, Thiophene, 2-Methylthiophene, 3-Methylthiophene, 2-Ethylthiophene, 1,2,3-Trimethylbenzene, Indan, Indene, 1,2,4,5-Tetramethylbenzene, Benzothiophene, 1-Methylnaphthalene.
MADEP-APH.

PAS-ELON East Longmeadow Facility – 39 Spruce Street East Longmeadow, MA 01028
EPA 524.2: 1,3,5-Trichlorobenzene, m/p-Xylene, o-xylene.
EPA 625.1: 1,2-Dichlorobenzene, 1,3-Dichlorobenzene, 1,4-Dichlorobenzene, N-Nitrosodiphenylamine**.**
EPA 8081B NPW and SCM: Alachlor, Endrin Ketone, Hexachlorobenzene.
EPA 8260D NPW: Tetrahydrofuran, 1,3,5-Trichlorobenzene; **SCM:** TAME, TBEE, Diethyl ether, DIPE, Tetrahydrofuran. 1,3,5-Trichlorobenzene, Freon-113**.**
EPA 8270E: NPW: Carbazole, 1-Methylnaphthalene, Pentachloronitrobenzene; **SCM:** Carbazole, 1-Methylnaphthalene**.**
EPA TO-13: Air: Benzo(e)pyrene, 1-Methylnaphthalene, 2-Methylnaphthalene, Perylene.
EPA TO-4A Pesticide Air: delta-BHC, Endosulfan I, Endosulfan II, Endosulfan Sulfate, Endrin, Endrin Aldehyde, Endrin Ketone, Hexachlorobenzene, Methoxychlor.
SM4500: NPW: Amenable Cyanide; **SCM:** Total Phosphorus, TKN, NH3, NECi: NO2, NO3, ASTMD516**.**

The following test method is not included in our New Jersey Secondary NELAP Scope of Accreditation:

PAS-MANS Mansfield Facility – 320 Forbes Blvd. Mansfield, MA 02048
Determination of Selected Perfluorinated Alkyl Substances by Solid Phase Extraction and Liquid Chromatography/Tandem Mass Spectrometry Isotope Dilution (via Alpha SOP 23528)

The following analytes are included in our Massachusetts DEP Scope of Accreditation:

PAS-WES2 Westborough Facility – 8 Walkup Dr. Westborough, MA 01581

Drinking Water
EPA 300.0: Chloride, Nitrate-N, Fluoride, Sulfate; **EPA 353.2**: Nitrate-N, Nitrite-N; **SM4500NO3-F**: Nitrate-N, Nitrite-N; **SM4500F-C, SM4500CN-CE, EPA 180.1, SM2130B, SM4500Cl-D, SM2320B, SM2540C, SM4500H-B, SM4500NO2-B**
EPA 504.1: EDB, DBCP.
Microbiology: **SM9215B; SM9223-P/A, SM9223B-Colilert-QT,**.

Non-Potable Water
SM4500H,B, EPA 120.1, SM2510B, SM2540C, SM2320B, SM4500CL-E, SM4500F-BC, SM4500NH3-BH: Ammonia-N and Kjeldahl-N, **EPA 350.1**: Ammonia-N, **LACHAT 10-107-06-1-B**: Ammonia-N, **EPA 351.1, SM4500NO3-F, EPA 353.2**: Nitrate-N**, SM4500P-E, SM4500P-B, E, SM4500SO4-E, SM5220D, EPA 410.4, SM5210B, SM4500CL-G, EPA 1664, EPA 420.1, SM4500-CN-CE, SM2540D, EPA 300: Chloride, Sulfate, Nitrate.**
Microbiology: **SM9223B-Colilert-QT; Enterolert-QT.**

PAS-MANS Mansfield Facility – 320 Forbes Blvd. Mansfield, MA 02048

Drinking Water
EPA 200.7: Al, Ba, Cd, Cr, Cu, Fe, Mn, Ni, Na, Ag, Ca, Zn. **EPA 200.8:** Al, Sb, As, Ba, Be, Cd, Cr, Cu, Pb, Mn, Ni, Se, Ag, TL, Zn. **EPA 245.1** Hg.
EPA 522, EPA 537.1.

Non-Potable Water
EPA 200.7: Al, Sb, As, Be, Cd, Ca, Cr, Co, Cu, Fe, Pb, Mg, Mn, Mo, Ni, K, Se, Ag, Na, Sr, TL, Ti, V, Zn.
EPA 200.8: Al, Sb**,** As, Be, Cd, Ca, Cr, Cu, Fe, Pb, Mg, Mn, Ni, K, Se, Ag, Na, TL, Zn.
EPA 245.1: Hg. **EPA 245.7:** Hg.
SM2340B

ENV-FORM-WES2-0065 v03 Certificate/Approval Program Summary

PAS-ELON East Longmeadow Facility – 39 Spruce Street East Longmeadow, MA 01028

Drinking Water
EPA 300.0: NO3, NO2, Fl, Cl, SO4. **NECI Reductase**: NO3, NO2.
SM4500F-C, SM4500Cl-B, SM4500CN-C,E, EPA 180.1, SM2320B, SM 2540C, SM4500H-B, SM4500SO4-E.
EPA 537.1; EPA 524.2: THMs and VOCs; **EPA 504.1:** EDB, DBCP.
Microbiology: SM9223-P/A: TC/EC; SM9223B-Colilert-enumeration: TC/EC; HPC-Simplate.

Non-Potable Water
SM4500H-B, SM2510B, SM2540C, SM2320B, SM4500Cl-B, SM4500NH3-B, C, EPA 350.1, NECi: NO3, **SM4500NH3-B, C: TKN, SM4500P-E: Ortho Phosphate, SM4500P-B, E: Total Phosphorus, EPA 410.4, SM5210B, SM5310C, SM4500CN-C, E, SM2540D, SM4500Cl-G, SM4500SO4-E, EPA 1664, EPA 420.1, EPA 300.0:** Cl, SO4, NO3.
EPA 624.1: Volatile Halocarbons, Volatile Aromatics.
EPA 608.3: Chlordane, Toxaphene, Aldrin, Alpha-BHC, Beta-BHC, Gamma-BHC, Delta-BHC, Dieldrin, DDD, DDE, DDT, Endosulfan I, Endosulfan II, Endosulfan Sulfate, Endrin, Endrin Aldehyde, Heptachlor, Heptachlor Epoxide, PCBs.
EPA 625.1: SVOC-Acid Extractables and Base/Neutrals
Microbiology: SM9223B-Colilert: E. coli (Ambient and Wastewater), **SM9223B-Colilert-18:** Fecal Coliform (Wastewater).

Certification IDs:

PAS-WES2 Westborough Facility – 8 Walkup Dr. Westborough, MA 01581
CT PH-0826, IL 200077, IN C-MA-03, KY KY98045, ME MA00086, MD 348, MA M-MA086, NH 2064, NJ MA935, NY 11148, NC (NPW/SCM) 666, OR MA-1316, PA 68-03671, RI LAO00065, TX T104704476, VT VT-0935, VA 460195.

PAS-MANS Mansfield Facility – 320 Forbes Blvd. Mansfield, MA 02048
ANAB/DoD L2474, CA 3117, CO MA00030, CT PH-0825, IL 200081, IN C-MA-04, KY KY98046, LA 85084, ME MA00030, MD 350, MA M-MA00030, MI 9110, MN 025-999-495, NV MA00030, NH 2062, NJ MA015, NY 11627, NC (NPW/SCM) 685, OR MA-0262, PA 68-02089, RI LAO00299, TX T-104704419, UT MA00030, VT VT-0015, VA 460194, WA C954.

PAS-MAN1 Mansfield Air Lab Facility – 120 Forbes Blvd. Mansfield, MA 02048
ANAB/DoD L2474, LA 245052, ME MA01156, MN 025-999-498, NH 2249, NJ MA025, NY 12191, OR 4203, TX T104704583, VA 460311, WA C1104.

PAS-ELON East Longmeadow Facility – 39 Spruce St. East Longmeadow, MA 01028
CT PH-0821, ME MA00100, MI 9100, NC (DENR) 652, NC (DW) 25703, MA M-MA100, NH (Secondary) 2516, NH (Primary) 2557, NJ MA007, NY 10899, PA 68-05812, RI LAO00373, VA 460217, VT-255716, WV DEP 419, WV-DW 9979C, LA 05130, LA-DW LA042, MD-DW 373, OH 87781.

For a complete listing of analytes and methods, please contact your Project Manager.

CHAIN OF CUSTODY

PAGE 1 OF 1

Date Rec'd in Lab: 6/20/26

Pace Job #: L2638732

Pace

WESTBORO, MA TEL: 508-898-9220 FAX: 508-898-9193

MANSFIELD, MA TEL: 508-822-9300 FAX: 508-822-3288

Client Information

Client: Sunoco Pipeline(SPLP)

Address: 100 Green St

Marcus Hook, PA

Phone: 610-859-6297

Fax:

Email: bradford.fish@energytransfer.com

☐ These samples have been previously analyzed by Pace

Project Information

Project Name: E-25060-RL-2530065

Project Location: Washington Crossing, PA

Project #: 058161

Project Manager: Mark Schaeffer

Pace Quote #:

Turn-Around Time

☐ Standard ☒ RUSH (only confirmed if pre-approved!)

Date Due: 5-day TAT Time:

Report Information - Data Deliverables

☐ FAX ☒ EMAIL

☐ ADEx ☐ Add'l Deliverables

Billing Information

☐ Same as Client info PO #:

Regulatory Requirements/Report Limits

State /Fed Program | Criteria

Other Project Specific Requirements/Comments/Detection Limits:

Data Package: Level IV including CTEH & Environemental Standards EDDs; Bill to SPLP. VOC8260 list – benzene, toluene, ethylbenzene, total xylenes, methyl tert-butyl ether (MTBE), naphthalene, isopropylbenzene, 1,3,5-trimethylbenzene, 1,2,4-trimethylbenzene, 1,2-dichloroethane (EDC)

SAMPLE HANDLING: Filtration ☒ Done ☐ Not needed ☐ Lab to do; Preservation ☐ Lab to do (Please specify below)

Pace Lab ID (Lab Use Only)	Sample ID	Collection Date	Collection Time	Sample Matrix	Sampler's Initials	VOCs- USEPA 8260C	EDB- USEPA 8011	Lead(dissolved)- USEPA 6020B	Sample Specific Comments	TOTAL # BOTTLES
38732-01	UMPA 260618 MW 15S	6-18-26	1030	GW	MC	X	X	X		6
02	UMPA 260618 MW 15D	6-18-26	1110	GW	GH	X	X	X		6
02 ~~03~~	UMPA 260618 MW 15DMS	6-18-26	1111	GW	GH	X	X	X	Matrix ~~Spike~~ Spike	6
02 04	UMPA 260618 MW 15DMSD	6-18-26	1112	GW	GH	X	X	X	Matrix Spike Duplicate	6
03 ~~05~~	UMPA 260618 DUP01	6-18-26	—	GW	MC	X	X	X	Duplicate	6
MK 6/20	~~UMPA 2~~ GH									

Container Type	V	V	P
Preservative	B	H	C

Relinquished By:	Date/Time	Received By:	Date/Time
Anthony Marcus Antoine Stanton	6/19/26 1440	D. Robinson PACE	6/19/26 1440
D. Robinson PACE	6/19/26 2278	Ry	6/19/26 2230
Ry	6/20/26	AL	6-20 0200
AL 6-20 0330			

Please print clearly, legibly and completely. Samples can not be logged in and turnaround time clock will not start until any ambiguities are resolved. All samples submitted are subject to Pace's Terms and Conditions. See reverse side.

FORM NO: 01-01 (rev. 25-FEB-25)

06/20/26/0330

Sample Delivery Group Summary

Pace Job Number : L2638732

Received : 19-JUN-2026
Reviewer : Maile Kolton

Account Name : Stantec, Inc.
Project Number : 058161
Project Name : E-25060-RL-2530065

Delivery Information

Samples Delivered By : Pace Courier

Chain of Custody : Present

Cooler Information

Cooler	Seal/Seal#	Preservation	Temperature(°C)	Additional Information
A	Absent/	Ice	2.4	

Condition Information

1) All samples on COC received?	**YES**
2) Extra samples received?	**NO**
3) Are there any sample container discrepancies?	**NO**
4) Are there any discrepancies between COC & sample labels?	**NO**
5) Are samples in appropriate containers for requested analysis?	**YES**
6) Are samples properly preserved for requested analysis?	**YES**
7) Are samples within holding time for requested analysis?	**YES**
8) All sampling equipment returned?	**NA**

Volatile Organics/VPH

1) Reagent Water Vials Frozen by Client?	**NO**

ANALYTICAL REPORT

Lab Number:	L2638733
Client:	Stantec, Inc. 1060 Andrew Drive Suite 140 West Chester, PA 19380
ATTN:	Mark Schaeffer
Phone:	(610) 407-7943
Project Name:	E-25060-RL-2530065
Project Number:	058161
Report Date:	06/29/26

The original project report/data package is held by Pace Analytical Services. This report/data package is paginated and should be reproduced only in its entirety. Pace Analytical Services holds no responsibility for results and/or data that are not consistent with the original.

Eight Walkup Drive, Westborough, MA 01581-1019
508-898-9220 (Fax) 508-898-9193 800-624-9220 - www.alphalab.com

Project Name: E-25060-RL-2530065
Project Number: 058161

Lab Number: L2638733
Report Date: 06/29/26

Lab Sample ID	Client ID	Matrix	Sample Location	Collection Date/Time	Receive Date
L2638733-01	UMPA260618EB	WATER	WASHINGTON CROSSING, PA	06/18/26 12:25	06/19/26

Project Name:	E-25060-RL-2530065	**Lab Number:**	L2638733
Project Number:	058161	**Report Date:**	06/29/26

Case Narrative

The samples were received in accordance with the Chain of Custody and no significant deviations were encountered during the preparation or analysis unless otherwise noted. Sample Receipt, Container Information, and the Chain of Custody are located at the back of the report.

Results contained within this report relate only to the samples submitted under this Pace Lab Number and meet NELAP requirements for all NELAP accredited parameters unless otherwise noted in the following narrative. The data presented in this report is organized by parameter (i.e. VOC, SVOC, etc.). Sample specific Quality Control data (i.e. Surrogate Spike Recovery) is reported at the end of the target analyte list for each individual sample, followed by the Laboratory Batch Quality Control at the end of each parameter. Tentatively Identified Compounds (TICs), if requested, are reported for compounds identified to be present and are not part of the method/program Target Compound List, even if only a subset of the TCL are being reported. If a sample was re-analyzed or re-extracted due to a required quality control corrective action and if both sets of data are reported, the Laboratory ID of the re-analysis or re-extraction is designated with an "R" or "RE", respectively.

When multiple Batch Quality Control elements are reported (e.g. more than one LCS), the associated samples for each element are noted in the grey shaded header line of each data table. Any Laboratory Batch, Sample Specific % recovery or RPD value that is outside the listed Acceptance Criteria is bolded in the report. In reference to questions H (CAM) or 4 (RCP) when "NO" is checked, the performance criteria for CAM and RCP methods allow for some quality control failures to occur and still be within method compliance. In these instances, the specific failure is not narrated but noted in the associated QC Outlier Summary Report, located directly after the Case Narrative. QC information is also incorporated in the Data Usability Assessment table (Format 11) of our Data Merger tool, where it can be reviewed in conjunction with the sample result, associated regulatory criteria and any associated data usability implications.

Soil/sediments and solids are reported on a dry weight basis unless otherwise noted. Tissues are reported "as received" or on a wet weight basis, unless otherwise noted. Definitions of all data qualifiers and acronyms used in this report are provided in the Glossary located at the back of the report.

HOLD POLICY - For samples submitted on hold, Pace's policy is to hold samples (with the exception of Air canisters) free of charge for 21 calendar days from the date the project is completed. After 21 calendar days, we will dispose of all samples submitted including those put on hold unless you have contacted your Pace Project Manager and made arrangements for Pace to continue to hold the samples. Air canisters will be disposed after 3 business days from the date the project is completed.

Please contact Project Management at 800-624-9220 with any questions.

Project Name: E-25060-RL-2530065 **Lab Number:** L2638733
Project Number: 058161 **Report Date:** 06/29/26

Case Narrative (continued)

Report Submission

All non-detect (ND) or estimated concentrations (J-qualified) have been quantitated to the limit noted in the MDL column.

I, the undersigned, attest under the pains and penalties of perjury that, to the best of my knowledge and belief and based upon my personal inquiry of those responsible for providing the information contained in this analytical report, such information is accurate and complete. This certificate of analysis is not complete unless this page accompanies any and all pages of this report.

Authorized Signature: Cristin Walker

Title: Technical Director/Representative Date: 06/29/26

QC OUTLIER SUMMARY REPORT

Project Name: E-25060-RL-2530065

Project Number: 058161

Lab Number: L2638733

Report Date: 06/29/26

Method	Client ID (Native ID)	Lab ID	Parameter	QC Type	Recovery/RPD (%)	QC Limits (%)	Associated Samples	Data Quality Assessment

There are no QC Outliers associated with this report.

ORGANICS

VOLATILES

Project Name: E-25060-RL-2530065 **Lab Number:** L2638733

Project Number: 058161 **Report Date:** 06/29/26

SAMPLE RESULTS

Lab ID: L2638733-01
Client ID: UMPA260618EB
Sample Location: WASHINGTON CROSSING, PA

Date Collected: 06/18/26 12:25
Date Received: 06/19/26
Field Prep: Refer to COC

Sample Depth:
Matrix: Water
Analytical Method: 1,8011
Analytical Date: 06/24/26 14:33
Analyst: MTC

Extraction Method: EPA 8011
Extraction Date: 06/24/26 07:28

Parameter	Result	Qualifier	Units	RL	MDL	Dilution Factor	Column
Microextractables by GC - Westborough Lab							
1,2-Dibromoethane	ND		ug/l	0.010	0.005	1	A

Project Name: E-25060-RL-2530065 **Lab Number:** L2638733

Project Number: 058161 **Report Date:** 06/29/26

SAMPLE RESULTS

Lab ID: L2638733-01 Date Collected: 06/18/26 12:25

Client ID: UMPA260618EB Date Received: 06/19/26

Sample Location: WASHINGTON CROSSING, PA Field Prep: Refer to COC

Sample Depth:

Matrix: Water

Analytical Method: 1,8260D

Analytical Date: 06/25/26 16:15

Analyst: MJV

Parameter	Result	Qualifier	Units	RL	MDL	Dilution Factor
Volatile Organics by GC/MS - Westborough Lab						
Methyl tert butyl ether	ND		ug/l	1.0	0.17	1
Benzene	ND		ug/l	0.50	0.16	1
1,2-Dichloroethane	ND		ug/l	0.50	0.13	1
Toluene	ND		ug/l	0.75	0.20	1
Ethylbenzene	ND		ug/l	0.50	0.17	1
p/m-Xylene	ND		ug/l	1.0	0.33	1
o-Xylene	ND		ug/l	1.0	0.39	1
Xylenes, Total	ND		ug/l	1.0	0.33	1
Isopropylbenzene	ND		ug/l	0.50	0.19	1
1,3,5-Trimethylbenzene	ND		ug/l	2.5	0.22	1
1,2,4-Trimethylbenzene	ND		ug/l	2.5	0.19	1
Naphthalene	ND		ug/l	1.0	0.22	1

Surrogate	% Recovery	Qualifier	Acceptance Criteria
1,2-Dichloroethane-d4	98		70-130
Toluene-d8	96		70-130
4-Bromofluorobenzene	88		70-130
Dibromofluoromethane	117		70-130

Project Name: E-25060-RL-2530065
Project Number: 058161

Lab Number: L2638733
Report Date: 06/29/26

Method Blank Analysis
Batch Quality Control

Analytical Method: 1,8011
Analytical Date: 06/24/26 09:55
Analyst: MTC

Extraction Method: EPA 8011
Extraction Date: 06/24/26 07:28

Parameter	Result	Qualifier	Units	RL	MDL	
Microextractables by GC - Westborough Lab for sample(s): 01 Batch: WG2232631-1						
1,2-Dibromoethane	ND		ug/l	0.010	0.005	A

Project Name: E-25060-RL-2530065 **Lab Number:** L2638733

Project Number: 058161 **Report Date:** 06/29/26

Method Blank Analysis
Batch Quality Control

Analytical Method: 1,8260D
Analytical Date: 06/25/26 14:18
Analyst: MJV

Parameter	Result	Qualifier	Units	RL	MDL
Volatile Organics by GC/MS - Westborough Lab for sample(s): 01 Batch: WG2233861-5					
Methyl tert butyl ether	ND		ug/l	1.0	0.17
Benzene	ND		ug/l	0.50	0.16
1,2-Dichloroethane	ND		ug/l	0.50	0.13
Toluene	ND		ug/l	0.75	0.20
Ethylbenzene	ND		ug/l	0.50	0.17
p/m-Xylene	ND		ug/l	1.0	0.33
o-Xylene	ND		ug/l	1.0	0.39
Xylenes, Total	ND		ug/l	1.0	0.33
Isopropylbenzene	ND		ug/l	0.50	0.19
1,3,5-Trimethylbenzene	ND		ug/l	2.5	0.22
1,2,4-Trimethylbenzene	ND		ug/l	2.5	0.19
Naphthalene	ND		ug/l	1.0	0.22

Surrogate	%Recovery	Qualifier	Acceptance Criteria
1,2-Dichloroethane-d4	97		70-130
Toluene-d8	97		70-130
4-Bromofluorobenzene	87		70-130
Dibromofluoromethane	118		70-130

Lab Control Sample Analysis
Batch Quality Control

Project Name: E-25060-RL-2530065
Project Number: 058161

Lab Number: L2638733
Report Date: 06/29/26

Parameter	LCS %Recovery	Qual	LCSD %Recovery	Qual	%Recovery Limits	RPD	Qual	RPD Limits	Column
Microextractables by GC - Westborough Lab Associated sample(s): 01 Batch: WG2232631-2									
1,2-Dibromoethane	103		-		60-140	-			A

Lab Control Sample Analysis
Batch Quality Control

Project Name: E-25060-RL-2530065
Project Number: 058161
Lab Number: L2638733
Report Date: 06/29/26

Parameter	LCS %Recovery	Qual	LCSD %Recovery	Qual	%Recovery Limits	RPD	Qual	RPD Limits
Volatile Organics by GC/MS - Westborough Lab Associated sample(s): 01 Batch: WG2233861-3 WG2233861-4								
Methyl tert butyl ether	90		90		63-130	0		20
Benzene	100		99		70-130	1		20
1,2-Dichloroethane	89		87		70-130	2		20
Toluene	99		96		70-130	3		20
Ethylbenzene	98		95		70-130	3		20
p/m-Xylene	100		100		70-130	0		20
o-Xylene	100		100		70-130	0		20
Isopropylbenzene	95		93		70-130	2		20
1,3,5-Trimethylbenzene	98		96		64-130	2		20
1,2,4-Trimethylbenzene	97		96		70-130	1		20
Naphthalene	94		93		70-130	1		20

Surrogate	LCS %Recovery	Qual	LCSD %Recovery	Qual	Acceptance Criteria
1,2-Dichloroethane-d4	87		86		70-130
Toluene-d8	99		98		70-130
4-Bromofluorobenzene	89		89		70-130
Dibromofluoromethane	105		101		70-130

METALS

Project Name: E-25060-RL-2530065 **Lab Number:** L2638733

Project Number: 058161 **Report Date:** 06/29/26

SAMPLE RESULTS

Lab ID: L2638733-01 Date Collected: 06/18/26 12:25

Client ID: UMPA260618EB Date Received: 06/19/26

Sample Location: WASHINGTON CROSSING, PA Field Prep: Refer to COC

Sample Depth:

Matrix: Water

Parameter	Result	Qualifier	Units	RL	MDL	Dilution Factor	Date Prepared	Date Analyzed	Prep Method	Analytical Method	Analyst
Dissolved Metals - Mansfield Lab											
Lead, Dissolved	ND		ug/l	1.000	0.3430	1	06/24/26 12:15	06/25/26 11:53	EPA 3005A	1,6020B	TAA

Project Name: E-25060-RL-2530065 **Lab Number:** L2638733

Project Number: 058161 **Report Date:** 06/29/26

Method Blank Analysis
Batch Quality Control

Parameter	Result	Qualifier	Units	RL	MDL	Dilution Factor	Date Prepared	Date Analyzed	Analytical Method	Analyst
Dissolved Metals - Mansfield Lab for sample(s): 01 Batch: WG2232785-1										
Lead, Dissolved	ND		ug/l	1.000	0.3430	1	06/24/26 12:15	06/25/26 10:45	1,6020B	TAA

Prep Information

Digestion Method: EPA 3005A

Lab Control Sample Analysis
Batch Quality Control

Project Name: E-25060-RL-2530065
Project Number: 058161
Lab Number: L2638733
Report Date: 06/29/26

Parameter	LCS %Recovery	Qual	LCSD %Recovery	Qual	%Recovery Limits	RPD	Qual	RPD Limits
Dissolved Metals - Mansfield Lab Associated sample(s): 01 Batch: WG2232785-2								
Lead, Dissolved	106		-		80-120	-		

Matrix Spike Analysis
Batch Quality Control

Project Name: E-25060-RL-2530065
Project Number: 058161

Lab Number: L2638733
Report Date: 06/29/26

Parameter	Native Sample	MS Added	MS Found	MS %Recovery	Qual	MSD Found	MSD %Recovery	Qual	Recovery Limits	RPD	Qual	RPD Limits
Dissolved Metals - Mansfield Lab Associated sample(s): 01 QC Batch ID: WG2232785-3 QC Sample: L2636763-02 Client ID: MS Sample												
Lead, Dissolved	ND	530	545.3	103		-	-		75-125	-		

Lab Duplicate Analysis

Batch Quality Control

Project Name: E-25060-RL-2530065

Project Number: 058161

Lab Number: L2638733

Report Date: 06/29/26

Parameter	Native Sample	Duplicate Sample	Units	RPD	Qual	RPD Limits
Dissolved Metals - Mansfield Lab Associated sample(s): 01 QC Batch ID: WG2232785-4 QC Sample: L2636763-02 Client ID: DUP Sample						
Lead, Dissolved	ND	ND	ug/l	NC		20

Project Name: E-25060-RL-2530065
Project Number: 058161

Lab Number: L2638733
Report Date: 06/29/26

Sample Receipt and Container Information

Were project specific reporting limits specified? YES

Cooler Information

Cooler	Custody Seal
A	Absent

Container Information

Container ID	Container Type	Cooler	Initial pH	Final pH	Temp deg C	Pres	Seal	Frozen Date/Time	Analysis(*)
L2638733-01A	Vial HCl preserved	NA	NA			Y	Absent		PA-8260(14)
L2638733-01B	Vial HCl preserved	NA	NA			Y	Absent		PA-8260(14)
L2638733-01C	Vial HCl preserved	NA	NA			Y	Absent		PA-8260(14)
L2638733-01D	Vial Na2S2O3 preserved	NA	NA			Y	Absent		8011(14)
L2638733-01E	Vial Na2S2O3 preserved	NA	NA			Y	Absent		8011(14)
L2638733-01F	Plastic 250ml HNO3 preserved	NA	<2	<2		Y	Absent		PB-6020S-PPB(180)

*Values in parentheses indicate holding time in days

Project Name: E-25060-RL-2530065 **Lab Number:** L2638733

Project Number: 058161 **Report Date:** 06/29/26

GLOSSARY

Acronyms

DL	- Detection Limit: This value represents the level to which target analyte concentrations are reported as estimated values, when those target analyte concentrations are quantified below the limit of quantitation (LOQ). The DL includes any adjustments from dilutions, concentrations or moisture content, where applicable. (DoD report formats only.)
EDL	- Estimated Detection Limit: This value represents the level to which target analyte concentrations are reported as estimated values, when those target analyte concentrations are quantified below the reporting limit (RL). The EDL includes any adjustments from dilutions, concentrations or moisture content, where applicable. The use of EDLs is specific to the analysis of PAHs using Solid-Phase Microextraction (SPME).
EMPC	- Estimated Maximum Possible Concentration: The concentration that results from the signal present at the retention time of an analyte when the ions meet all of the identification criteria except the ion abundance ratio criteria. An EMPC is a worst-case estimate of the concentration.
EPA	- Environmental Protection Agency.
LCS	- Laboratory Control Sample: A sample matrix, free from the analytes of interest, spiked with verified known amounts of analytes or a material containing known and verified amounts of analytes.
LCSD	- Laboratory Control Sample Duplicate: Refer to LCS.
LFB	- Laboratory Fortified Blank: A sample matrix, free from the analytes of interest, spiked with verified known amounts of analytes or a material containing known and verified amounts of analytes.
LOD	- Limit of Detection: This value represents the level to which a target analyte can reliably be detected for a specific analyte in a specific matrix by a specific method. The LOD includes any adjustments from dilutions, concentrations or moisture content, where applicable. (DoD report formats only.)
LOQ	- Limit of Quantitation: The value at which an instrument can accurately measure an analyte at a specific concentration. The LOQ includes any adjustments from dilutions, concentrations or moisture content, where applicable. (DoD report formats only.) Limit of Quantitation: The value at which an instrument can accurately measure an analyte at a specific concentration. The LOQ includes any adjustments from dilutions, concentrations or moisture content, where applicable. (DoD report formats only.)
MDL	- Method Detection Limit: This value represents the level to which target analyte concentrations are reported as estimated values, when those target analyte concentrations are quantified below the reporting limit (RL). The MDL includes any adjustments from dilutions, concentrations or moisture content, where applicable.
MS	- Matrix Spike Sample: A sample prepared by adding a known mass of target analyte to a specified amount of matrix sample for which an independent estimate of target analyte concentration is available. For Method 332.0, the spike recovery is calculated using the native concentration, including estimated values.
MSD	- Matrix Spike Sample Duplicate: Refer to MS.
NA	- Not Applicable.
NC	- Not Calculated: Term is utilized when one or more of the results utilized in the calculation are non-detect at the parameter's reporting unit.
NDPA/DPA	- N-Nitrosodiphenylamine/Diphenylamine.
NI	- Not Ignitable.
NP	- Non-Plastic: Term is utilized for the analysis of Atterberg Limits in soil.
NR	- No Results: Term is utilized when 'No Target Compounds Requested' is reported for the analysis of Volatile or Semivolatile Organic TIC only requests.
RL	- Reporting Limit: The value at which an instrument can accurately measure an analyte at a specific concentration. The RL includes any adjustments from dilutions, concentrations or moisture content, where applicable.
RPD	- Relative Percent Difference: The results from matrix and/or matrix spike duplicates are primarily designed to assess the precision of analytical results in a given matrix and are expressed as relative percent difference (RPD). Values which are less than five times the reporting limit for any individual parameter are evaluated by utilizing the absolute difference between the values; although the RPD value will be provided in the report.
SRM	- Standard Reference Material: A reference sample of a known or certified value that is of the same or similar matrix as the associated field samples.
STLP	- Semi-dynamic Tank Leaching Procedure per EPA Method 1315.
TEF	- Toxic Equivalency Factors: The values assigned to each dioxin and furan to evaluate their toxicity relative to 2,3,7,8-TCDD.
TEQ	- Toxic Equivalent: The measure of a sample's toxicity derived by multiplying each dioxin and furan by its corresponding TEF and then summing the resulting values.
TIC	- Tentatively Identified Compound: A compound that has been identified to be present and is not part of the target compound list (TCL) for the method and/or program. All TICs are qualitatively identified and reported as estimated concentrations.

Report Format: DU Report with 'J' Qualifiers

Project Name:	E-25060-RL-2530065	**Lab Number:**	L2638733
Project Number:	058161	**Report Date:**	06/29/26

Footnotes

1 - The reference for this analyte should be considered modified since this analyte is absent from the target analyte list of the original method.

Terms

Analytical Method: Both the document from which the method originates and the analytical reference method. (Example: EPA 8260B is shown as 1,8260B.) The codes for the reference method documents are provided in the References section of the Addendum.

Chlordane: The target compound Chlordane (CAS No. 57-74-9) is reported for GC ECD analyses. Per EPA,this compound "refers to a mixture of chlordane isomers, other chlorinated hydrocarbons and numerous other components." (Reference: USEPA Toxicological Review of Chlordane, In Support of Summary Information on the Integrated Risk Information System (IRIS), December 1997.)

Difference: With respect to Total Oxidizable Precursor (TOP) Assay analysis, the difference is defined as the Post-Treatment value minus the Pre-Treatment value.

Final pH: As it pertains to Sample Receipt & Container Information section of the report, Final pH reflects pH of container determined after adjustment at the laboratory, if applicable. If no adjustment required, value reflects Initial pH.

Frozen Date/Time: With respect to Volatile Organics in soil, Frozen Date/Time reflects the date/time at which associated Reagent Water-preserved vials were initially frozen. Note: If frozen date/time is beyond 48 hours from sample collection, value will be reflected in 'bold'.

Gasoline Range Organics (GRO): Gasoline Range Organics (GRO) results include all chromatographic peaks eluting from Methyl tert butyl ether through Naphthalene, with the exception of GRO analysis in support of State of Ohio programs, which includes all chromatographic peaks eluting from Hexane through Dodecane.

Initial pH: As it pertains to Sample Receipt & Container Information section of the report, Initial pH reflects pH of container determined upon receipt, if applicable.

PAH Total: With respect to Alkylated PAH analyses, the 'PAHs, Total' result is defined as the summation of results for all or a subset of the following compounds: Naphthalene, C1-C4 Naphthalenes, 2-Methylnaphthalene, 1-Methylnaphthalene, Biphenyl, Acenaphthylene, Acenaphthene, Fluorene, C1-C3 Fluorenes, Phenanthrene, C1-C4 Phenanthrenes/Anthracenes, Anthracene, Fluoranthene, Pyrene, C1-C4 Fluoranthenes/Pyrenes, Benz(a)anthracene, Chrysene, C1-C4 Chrysenes, Benzo(b)fluoranthene, Benzo(j)+(k)fluoranthene, Benzo(e)pyrene, Benzo(a)pyrene, Perylene, Indeno(1,2,3-cd)pyrene, Dibenz(ah)+(ac)anthracene, Benzo(g,h,i)perylene. If a 'Total' result is requested, the results of its individual components will also be reported.

PFAS Total: With respect to PFAS analyses, the 'PFAS, Total (5)' result is defined as the summation of results for: PFHpA, PFHxS, PFOA, PFNA and PFOS. In addition, the 'PFAS, Total (6)' result is defined as the summation of results for: PFHpA, PFHxS, PFOA, PFNA, PFDA and PFOS. For MassDEP DW compliance analysis only, the 'PFAS, Total (6)' result is defined as the summation of results at or above the RL. Note: If a 'Total' result is requested, the results of its individual components will also be reported.

Total: With respect to Organic analyses, a 'Total' result is defined as the summation of results for individual isomers or Aroclors. If a 'Total' result is requested, the results of its individual components will also be reported. This is applicable to 'Total' results for methods 8260, 8081 and 8082.

Data Qualifiers

A - Spectra identified as "Aldol Condensates" are byproducts of the extraction/concentration procedures when acetone is introduced in the process.

B - The analyte was detected above the reporting limit in the associated method blank. Flag only applies to associated field samples that have detectable concentrations of the analyte at less than ten times (10x) the concentration found in the blank. For MCP-related projects, flag only applies to associated field samples that have detectable concentrations of the analyte at less than ten times (10x) the concentration found in the blank. For DOD-related projects, flag only applies to associated field samples that have detectable concentrations of the analyte at less than ten times (10x) the concentration found in the blank AND the analyte was detected above one-half the reporting limit (or above the reporting limit for common lab contaminants) in the associated method blank. For NJ-Air-related projects, flag only applies to associated field samples that have detectable concentrations of the analyte above the reporting limit. For NJ-related projects (excluding Air), flag only applies to associated field samples that have detectable concentrations of the analyte, which was detected above the reporting limit in the associated method blank or above five times the reporting limit for common lab contaminants (Phthalates, Acetone, Methylene Chloride, 2-Butanone).

C - Co-elution: The target analyte co-elutes with a known lab standard (i.e. surrogate, internal standards, etc.) for co-extracted analyses.

D - Concentration of analyte was quantified from diluted analysis. Flag only applies to field samples that have detectable concentrations of the analyte.

E - Concentration of analyte exceeds the range of the calibration curve and/or linear range of the instrument.

F - The ratio of quantifier ion response to qualifier ion response falls outside of the laboratory criteria. Results are considered to be an estimated maximum concentration.

G - The concentration may be biased high due to matrix interferences (i.e, co-elution) with non-target compound(s). The result should be considered estimated.

H - The analysis of pH was performed beyond the regulatory-required holding time of 15 minutes from the time of sample collection.

I - The lower value for the two columns has been reported due to obvious interference.

J - Estimated value. The Target analyte concentration is below the quantitation limit (RL), but above the Method Detection Limit (MDL) or Estimated Detection Limit (EDL) for SPME-related analyses. This represents an estimated concentration for Tentatively Identified Compounds (TICs). For calculated parameters, this represents that one or more values used in the calculation were

Project Name:	E-25060-RL-2530065	**Lab Number:**	L2638733
Project Number:	058161	**Report Date:**	06/29/26

Data Qualifiers

estimated.

M - Reporting Limit (RL) exceeds the MCP CAM Reporting Limit for this analyte.

ND - Not detected at the method detection limit (MDL) for the sample, or estimated detection limit (EDL) for SPME-related analyses.

NJ - Presumptive evidence of compound. This represents an estimated concentration for Tentatively Identified Compounds (TICs), where the identification is based on a mass spectral library search.

P - The RPD between the results for the two columns exceeds the method-specified criteria.

Q - The quality control sample exceeds the associated acceptance criteria. For DOD-related projects, LCS and/or Continuing Calibration Standard exceedences are also qualified on all associated sample results. Note: This flag is not applicable for matrix spike recoveries when the sample concentration is greater than 4x the spike added or for batch duplicate RPD when the sample concentrations are less than 5x the RL. (Metals only.)

R - Analytical results are from sample re-analysis.

RE - Analytical results are from sample re-extraction.

S - Analytical results are from modified screening analysis.

V - The surrogate associated with this target analyte has a recovery outside the QC acceptance limits. (Applicable to MassDEP DW Compliance samples only.)

Z - The batch matrix spike and/or duplicate associated with this target analyte has a recovery/RPD outside the QC acceptance limits. (Applicable to MassDEP DW Compliance samples only.)

Project Name: E-25060-RL-2530065 **Lab Number:** L2638733

Project Number: 058161 **Report Date:** 06/29/26

REFERENCES

1 Test Methods for Evaluating Solid Waste: Physical/Chemical Methods. EPA SW-846. Third Edition. Updates I - VI, 2018.

LIMITATION OF LIABILITIES

Pace Analytical Services performs services with reasonable care and diligence normal to the analytical testing laboratory industry. In the event of an error, the sole and exclusive responsibility of Pace Analytical Services shall be to re-perform the work at it's own expense. In no event shall Pace Analytical Services be held liable for any incidental, consequential or special damages, including but not limited to, damages in any way connected with the use of, interpretation of, information or analysis provided by Pace Analytical Services.

We strongly urge our clients to comply with EPA protocol regarding sample volume, preservation, cooling, containers, sampling procedures, holding time and splitting of samples in the field.

ENV-FORM-WES2-0065 v03 Certificate/Approval Program Summary

Certification Information

The following analytes are not included in our Primary NELAP Scope of Accreditation:

PAS-WES2 Westborough Facility – 8 Walkup Dr. Westborough, MA 01581
EPA 8260D: NPW: 1,2,4,5-Tetramethylbenzene; 4-Ethyltoluene; SCM: Iodomethane (methyl iodide), 1,2,4,5-Tetramethylbenzene; 4-Ethyltoluene.
EPA 8270E: NPW: Dimethylnaphthalene,1,4-Diphenylhydrazine, alpha-Terpineol, Azobenzene; SCM: Dimethylnaphthalene,1,4-Diphenylhydrazine.
SM4500: NPW: Amenable Cyanide; SCM: Total Phosphorus, TKN, NO2, NO3.

PAS-MANS Mansfield Facility – 320 Forbes Blvd. Mansfield, MA 02048
SM 2540D: TSS.
Biological Tissue Matrix: EPA 3050B

PAS-MAN1 Mansfield Facility – 120 Forbes Blvd. Mansfield, MA 02048
EPA TO-15: Halothane, 2,4,4-Trimethyl-2-pentene, 2,4,4-Trimethyl-1-pentene, Thiophene, 2-Methylthiophene, 3-Methylthiophene, 2-Ethylthiophene, 1,2,3-Trimethylbenzene, Indan, Indene, 1,2,4,5-Tetramethylbenzene, Benzothiophene, 1-Methylnaphthalene.
MADEP-APH.

PAS-ELON East Longmeadow Facility – 39 Spruce Street East Longmeadow, MA 01028
EPA 524.2: 1,3,5-Trichlorobenzene, m/p-Xylene, o-xylene.
EPA 625.1: 1,2-Dichlorobenzene, 1,3-Dichlorobenzene, 1,4-Dichlorobenzene, N-Nitrosodiphenylamine**.**
EPA 8081B NPW and SCM: Alachlor, Endrin Ketone, Hexachlorobenzene.
EPA 8260D NPW: Tetrahydrofuran, 1,3,5-Trichlorobenzene; **SCM:** TAME, TBEE, Diethyl ether, DIPE, Tetrahydrofuran. 1,3,5-Trichlorobenzene, Freon-113**.**
EPA 8270E: NPW: Carbazole, 1-Methylnaphthalene, Pentachloronitrobenzene; **SCM:** Carbazole, 1-Methylnaphthalene**.**
EPA TO-13: Air: Benzo(e)pyrene, 1-Methylnaphthalene, 2-Methylnaphthalene, Perylene.
EPA TO-4A Pesticide Air: delta-BHC, Endosulfan I, Endosulfan II, Endosulfan Sulfate, Endrin, Endrin Aldehyde, Endrin Ketone, Hexachlorobenzene, Methoxychlor.
SM4500: NPW: Amenable Cyanide; **SCM:** Total Phosphorus, TKN, NH3, NECi: NO2, NO3, ASTMD516**.**

The following test method is not included in our New Jersey Secondary NELAP Scope of Accreditation:

PAS-MANS Mansfield Facility – 320 Forbes Blvd. Mansfield, MA 02048
Determination of Selected Perfluorinated Alkyl Substances by Solid Phase Extraction and Liquid Chromatography/Tandem Mass Spectrometry Isotope Dilution (via Alpha SOP 23528)

The following analytes are included in our Massachusetts DEP Scope of Accreditation:

PAS-WES2 Westborough Facility – 8 Walkup Dr. Westborough, MA 01581

Drinking Water
EPA 300.0: Chloride, Nitrate-N, Fluoride, Sulfate; **EPA 353.2**: Nitrate-N, Nitrite-N; **SM4500NO3-F**: Nitrate-N, Nitrite-N; **SM4500F-C, SM4500CN-CE, EPA 180.1, SM2130B, SM4500Cl-D, SM2320B, SM2540C, SM4500H-B, SM4500NO2-B**
EPA 504.1: EDB, DBCP.
Microbiology: **SM9215B; SM9223-P/A, SM9223B-Colilert-QT,**.

Non-Potable Water
SM4500H,B, EPA 120.1, SM2510B, SM2540C, SM2320B, SM4500CL-E, SM4500F-BC, SM4500NH3-BH: Ammonia-N and Kjeldahl-N, **EPA 350.1**: Ammonia-N, **LACHAT 10-107-06-1-B**: Ammonia-N, **EPA 351.1, SM4500NO3-F, EPA 353.2**: Nitrate-N**, SM4500P-E, SM4500P-B, E, SM4500SO4-E, SM5220D, EPA 410.4, SM5210B, SM4500CL-G, EPA 1664, EPA 420.1, SM4500-CN-CE, SM2540D, EPA 300: Chloride, Sulfate, Nitrate.**
Microbiology: **SM9223B-Colilert-QT; Enterolert-QT.**

PAS-MANS Mansfield Facility – 320 Forbes Blvd. Mansfield, MA 02048

Drinking Water
EPA 200.7: Al, Ba, Cd, Cr, Cu, Fe, Mn, Ni, Na, Ag, Ca, Zn. **EPA 200.8:** Al, Sb, As, Ba, Be, Cd, Cr, Cu, Pb, Mn, Ni, Se, Ag, TL, Zn. **EPA 245.1** Hg.
EPA 522, EPA 537.1.

Non-Potable Water
EPA 200.7: Al, Sb, As, Be, Cd, Ca, Cr, Co, Cu, Fe, Pb, Mg, Mn, Mo, Ni, K, Se, Ag, Na, Sr, TL, Ti, V, Zn.
EPA 200.8: Al, Sb**,** As, Be, Cd, Ca, Cr, Cu, Fe, Pb, Mg, Mn, Ni, K, Se, Ag, Na, TL, Zn.
EPA 245.1: Hg. **EPA 245.7:** Hg.
SM2340B

ENV-FORM-WES2-0065 v03 Certificate/Approval Program Summary

PAS-ELON East Longmeadow Facility – 39 Spruce Street East Longmeadow, MA 01028

Drinking Water
EPA 300.0: NO3, NO2, Fl, Cl, SO4. **NECI Reductase**: NO3, NO2.
SM4500F-C, SM4500Cl-B, SM4500CN-C,E, EPA 180.1, SM2320B, SM 2540C, SM4500H-B, SM4500SO4-E.
EPA 537.1; EPA 524.2: THMs and VOCs; **EPA 504.1:** EDB, DBCP.
Microbiology: SM9223-P/A: TC/EC; SM9223B-Colilert-enumeration: TC/EC; HPC-Simplate.

Non-Potable Water
SM4500H-B, SM2510B, SM2540C, SM2320B, SM4500Cl-B, SM4500NH3-B, C, EPA 350.1, NECi: NO3, **SM4500NH3-B, C: TKN, SM4500P-E: Ortho Phosphate, SM4500P-B, E: Total Phosphorus, EPA 410.4, SM5210B, SM5310C, SM4500CN-C, E, SM2540D, SM4500Cl-G, SM4500SO4-E, EPA 1664, EPA 420.1, EPA 300.0:** Cl, SO4, NO3.
EPA 624.1: Volatile Halocarbons, Volatile Aromatics.
EPA 608.3: Chlordane, Toxaphene, Aldrin, Alpha-BHC, Beta-BHC, Gamma-BHC, Delta-BHC, Dieldrin, DDD, DDE, DDT, Endosulfan I, Endosulfan II, Endosulfan Sulfate, Endrin, Endrin Aldehyde, Heptachlor, Heptachlor Epoxide, PCBs.
EPA 625.1: SVOC-Acid Extractables and Base/Neutrals
Microbiology: SM9223B-Colilert: E. coli (Ambient and Wastewater), **SM9223B-Colilert-18:** Fecal Coliform (Wastewater).

Certification IDs:

PAS-WES2 Westborough Facility – 8 Walkup Dr. Westborough, MA 01581
CT PH-0826, IL 200077, IN C-MA-03, KY KY98045, ME MA00086, MD 348, MA M-MA086, NH 2064, NJ MA935, NY 11148, NC (NPW/SCM) 666, OR MA-1316, PA 68-03671, RI LAO00065, TX T104704476, VT VT-0935, VA 460195.

PAS-MANS Mansfield Facility – 320 Forbes Blvd. Mansfield, MA 02048
ANAB/DoD L2474, CA 3117, CO MA00030, CT PH-0825, IL 200081, IN C-MA-04, KY KY98046, LA 85084, ME MA00030, MD 350, MA M-MA00030, MI 9110, MN 025-999-495, NV MA00030, NH 2062, NJ MA015, NY 11627, NC (NPW/SCM) 685, OR MA-0262, PA 68-02089, RI LAO00299, TX T-104704419, UT MA00030, VT VT-0015, VA 460194, WA C954.

PAS-MAN1 Mansfield Air Lab Facility – 120 Forbes Blvd. Mansfield, MA 02048
ANAB/DoD L2474, LA 245052, ME MA01156, MN 025-999-498, NH 2249, NJ MA025, NY 12191, OR 4203, TX T104704583, VA 460311, WA C1104.

PAS-ELON East Longmeadow Facility – 39 Spruce St. East Longmeadow, MA 01028
CT PH-0821, ME MA00100, MI 9100, NC (DENR) 652, NC (DW) 25703, MA M-MA100, NH (Secondary) 2516, NH (Primary) 2557, NJ MA007, NY 10899, PA 68-05812, RI LAO00373, VA 460217, VT-255716, WV DEP 419, WV-DW 9979C, LA 05130, LA-DW LA042, MD-DW 373, OH 87781.

For a complete listing of analytes and methods, please contact your Project Manager.

Serial_No:06292609:17

L2638733

CHAIN OF CUSTODY

PAGE 1 OF 1

Date Rec'd in Lab: 6/20/26

Pace Job #:

Pace ANALYTICAL SERVICES
WESTBORO, MA TEL: 508-898-9220 FAX: 508-898-9193
MANSFIELD, MA TEL: 508-822-9300 FAX: 508-822-3288

Client Information

Client: Sunoco Pipeline(SPLP)
Address: 100 Green St
Marcus Hook, PA
Phone: 610-859-6297
Fax:
Email: bradford.fish@energytransfer.com
☐ These samples have been previously analyzed by Pace

Project Information

Project Name: E-25060-RL-2530065
Project Location: Washington Crossing, PA
Project #: 058161
Project Manager: Mark Schaeffer
Pace Quote #:

Turn-Around Time

☐ Standard ☒ RUSH (only confirmed if pre-approved)
Date Due: 5-day TAT Time:

Report Information - Data Deliverables

☐ FAX ☒ EMAIL
☐ ADEx ☐ Add'l Deliverables

Billing Information

☐ Same as Client info PO #:

Regulatory Requirements/Report Limits

State /Fed Program | Criteria

Other Project Specific Requirements/Comments/Detection Limits:
Data Package: Level IV including CTEH & Environemental Standards EDDs; Bill to SPLP; VOC8260 list – benzene, toluene, ethylbenzene, total xylenes, methyl tert-butyl ether (MTBE), naphthalene, isopropylbenzene, 1,3,5-trimethylbenzene, 1,2,4-trimethylbenzene, 1,2-dichloroethane (EDC)

SAMPLE HANDLING
Filtration ____
☒ Done
☐ Not needed
☐ Lab to do
Preservation
☐ Lab to do
(Please specify below)

Pace Lab ID (Lab Use Only)	Sample ID	Collection Date	Collection Time	Sample Matrix	Sampler's Initials	VOCs- USEPA 8260/C	EDB- USEPA 8011	Lead(dissolved)- USEPA 6020B	Sample Specific Comments	TOTAL # BOTTLES
3873301	UMPA260618EB	6-18-26	1225	EB	MC	X	X	X	Equipment Blank	6

Container Type	V	V	P
Preservative	B	H	C

Relinquished By:	Date/Time	Received By:	Date/Time
Anton Adams Antt Stantec	6/19/26 1441	D. Rotrum PACE	6/19/26 1448
D. Rotrum PACE	6/19/26 2228		
RJ	6/20/26	RJ AL	6/19/26 2230
AL 6-20 0330			6-20 0200

Please print clearly, legibly and completely. Samples can not be logged in and turnaround time clock will not start until any ambiguities are resolved. All samples submitted are subject to Pace's Terms and Conditions. See reverse side.

FORM NO: 01-01 (rev. 25-FEB-25)

06/20/26 0330

Sample Delivery Group Summary

Pace Job Number : L2638733

Received : 19-JUN-2026
Reviewer : Maile Kolton

Account Name : Stantec, Inc.
Project Number : 058161
Project Name : E-25060-RL-2530065

Delivery Information

Samples Delivered By : Pace Courier

Chain of Custody : Present

Cooler Information

Cooler	Seal/Seal#	Preservation	Temperature(°C)	Additional Information
A	Absent/	Ice	2.4	

Condition Information

1) All samples on COC received?	**YES**
2) Extra samples received?	**NO**
3) Are there any sample container discrepancies?	**NO**
4) Are there any discrepancies between COC & sample labels?	**NO**
5) Are samples in appropriate containers for requested analysis?	**YES**
6) Are samples properly preserved for requested analysis?	**YES**
7) Are samples within holding time for requested analysis?	**YES**
8) All sampling equipment returned?	**NA**

Volatile Organics/VPH

1) Reagent Water Vials Frozen by Client?	**NO**

ANALYTICAL REPORT

Lab Number:	L2638737
Client:	Stantec, Inc. 1060 Andrew Drive Suite 140 West Chester, PA 19380
ATTN:	Mark Schaeffer
Phone:	(610) 407-7943
Project Name:	E-25060-RL-2530065
Project Number:	058161
Report Date:	06/29/26

The original project report/data package is held by Pace Analytical Services. This report/data package is paginated and should be reproduced only in its entirety. Pace Analytical Services holds no responsibility for results and/or data that are not consistent with the original.

Eight Walkup Drive, Westborough, MA 01581-1019
508-898-9220 (Fax) 508-898-9193 800-624-9220 - www.alphalab.com

Project Name: E-25060-RL-2530065
Project Number: 058161

Lab Number: L2638737
Report Date: 06/29/26

Lab Sample ID	Client ID	Matrix	Sample Location	Collection Date/Time	Receive Date
L2638737-01	UMPA260618TB	WATER	WASHINGTON CROSSING, PA	06/18/26 00:00	06/19/26

Project Name:	E-25060-RL-2530065	**Lab Number:**	L2638737
Project Number:	058161	**Report Date:**	06/29/26

Case Narrative

The samples were received in accordance with the Chain of Custody and no significant deviations were encountered during the preparation or analysis unless otherwise noted. Sample Receipt, Container Information, and the Chain of Custody are located at the back of the report.

Results contained within this report relate only to the samples submitted under this Pace Lab Number and meet NELAP requirements for all NELAP accredited parameters unless otherwise noted in the following narrative. The data presented in this report is organized by parameter (i.e. VOC, SVOC, etc.). Sample specific Quality Control data (i.e. Surrogate Spike Recovery) is reported at the end of the target analyte list for each individual sample, followed by the Laboratory Batch Quality Control at the end of each parameter. Tentatively Identified Compounds (TICs), if requested, are reported for compounds identified to be present and are not part of the method/program Target Compound List, even if only a subset of the TCL are being reported. If a sample was re-analyzed or re-extracted due to a required quality control corrective action and if both sets of data are reported, the Laboratory ID of the re-analysis or re-extraction is designated with an "R" or "RE", respectively.

When multiple Batch Quality Control elements are reported (e.g. more than one LCS), the associated samples for each element are noted in the grey shaded header line of each data table. Any Laboratory Batch, Sample Specific % recovery or RPD value that is outside the listed Acceptance Criteria is bolded in the report. In reference to questions H (CAM) or 4 (RCP) when "NO" is checked, the performance criteria for CAM and RCP methods allow for some quality control failures to occur and still be within method compliance. In these instances, the specific failure is not narrated but noted in the associated QC Outlier Summary Report, located directly after the Case Narrative. QC information is also incorporated in the Data Usability Assessment table (Format 11) of our Data Merger tool, where it can be reviewed in conjunction with the sample result, associated regulatory criteria and any associated data usability implications.

Soil/sediments and solids are reported on a dry weight basis unless otherwise noted. Tissues are reported "as received" or on a wet weight basis, unless otherwise noted. Definitions of all data qualifiers and acronyms used in this report are provided in the Glossary located at the back of the report.

HOLD POLICY - For samples submitted on hold, Pace's policy is to hold samples (with the exception of Air canisters) free of charge for 21 calendar days from the date the project is completed. After 21 calendar days, we will dispose of all samples submitted including those put on hold unless you have contacted your Pace Project Manager and made arrangements for Pace to continue to hold the samples. Air canisters will be disposed after 3 business days from the date the project is completed.

Please contact Project Management at 800-624-9220 with any questions.

Project Name: E-25060-RL-2530065 **Lab Number:** L2638737
Project Number: 058161 **Report Date:** 06/29/26

Case Narrative (continued)

Report Submission

All non-detect (ND) or estimated concentrations (J-qualified) have been quantitated to the limit noted in the MDL column.

I, the undersigned, attest under the pains and penalties of perjury that, to the best of my knowledge and belief and based upon my personal inquiry of those responsible for providing the information contained in this analytical report, such information is accurate and complete. This certificate of analysis is not complete unless this page accompanies any and all pages of this report.

Authorized Signature: Cristin Walker

Title: Technical Director/Representative Date: 06/29/26

QC OUTLIER SUMMARY REPORT

Project Name: E-25060-RL-2530065

Project Number: 058161

Lab Number: L2638737

Report Date: 06/29/26

Method	Client ID (Native ID)	Lab ID	Parameter	QC Type	Recovery/RPD (%)	QC Limits (%)	Associated Samples	Data Quality Assessment

There are no QC Outliers associated with this report.

ORGANICS

VOLATILES

Project Name: E-25060-RL-2530065 **Lab Number:** L2638737

Project Number: 058161 **Report Date:** 06/29/26

SAMPLE RESULTS

Lab ID: L2638737-01 Date Collected: 06/18/26 00:00

Client ID: UMPA260618TB Date Received: 06/19/26

Sample Location: WASHINGTON CROSSING, PA Field Prep: Refer to COC

Sample Depth:

Matrix: Water

Analytical Method: 1,8260D

Analytical Date: 06/25/26 16:41

Analyst: MJV

Parameter	Result	Qualifier	Units	RL	MDL	Dilution Factor
Volatile Organics by GC/MS - Westborough Lab						
Methyl tert butyl ether	ND		ug/l	1.0	0.17	1
Benzene	ND		ug/l	0.50	0.16	1
1,2-Dichloroethane	ND		ug/l	0.50	0.13	1
Toluene	ND		ug/l	0.75	0.20	1
Ethylbenzene	ND		ug/l	0.50	0.17	1
p/m-Xylene	ND		ug/l	1.0	0.33	1
o-Xylene	ND		ug/l	1.0	0.39	1
Xylenes, Total	ND		ug/l	1.0	0.33	1
Isopropylbenzene	ND		ug/l	0.50	0.19	1
1,3,5-Trimethylbenzene	ND		ug/l	2.5	0.22	1
1,2,4-Trimethylbenzene	ND		ug/l	2.5	0.19	1
Naphthalene	ND		ug/l	1.0	0.22	1

Surrogate	% Recovery	Qualifier	Acceptance Criteria
1,2-Dichloroethane-d4	95		70-130
Toluene-d8	97		70-130
4-Bromofluorobenzene	88		70-130
Dibromofluoromethane	115		70-130

Project Name: E-25060-RL-2530065 **Lab Number:** L2638737

Project Number: 058161 **Report Date:** 06/29/26

Method Blank Analysis
Batch Quality Control

Analytical Method: 1,8260D
Analytical Date: 06/25/26 14:18
Analyst: MJV

Parameter	Result	Qualifier	Units	RL	MDL
Volatile Organics by GC/MS - Westborough Lab for sample(s): 01 Batch: WG2233861-5					
Methyl tert butyl ether	ND		ug/l	1.0	0.17
Benzene	ND		ug/l	0.50	0.16
1,2-Dichloroethane	ND		ug/l	0.50	0.13
Toluene	ND		ug/l	0.75	0.20
Ethylbenzene	ND		ug/l	0.50	0.17
p/m-Xylene	ND		ug/l	1.0	0.33
o-Xylene	ND		ug/l	1.0	0.39
Xylenes, Total	ND		ug/l	1.0	0.33
Isopropylbenzene	ND		ug/l	0.50	0.19
1,3,5-Trimethylbenzene	ND		ug/l	2.5	0.22
1,2,4-Trimethylbenzene	ND		ug/l	2.5	0.19
Naphthalene	ND		ug/l	1.0	0.22

Surrogate	%Recovery	Qualifier	Acceptance Criteria
1,2-Dichloroethane-d4	97		70-130
Toluene-d8	97		70-130
4-Bromofluorobenzene	87		70-130
Dibromofluoromethane	118		70-130

Lab Control Sample Analysis
Batch Quality Control

Project Name: E-25060-RL-2530065
Project Number: 058161
Lab Number: L2638737
Report Date: 06/29/26

Parameter	LCS %Recovery	Qual	LCSD %Recovery	Qual	%Recovery Limits	RPD	Qual	RPD Limits
Volatile Organics by GC/MS - Westborough Lab Associated sample(s): 01 Batch: WG2233861-3 WG2233861-4								
Methyl tert butyl ether	90		90		63-130	0		20
Benzene	100		99		70-130	1		20
1,2-Dichloroethane	89		87		70-130	2		20
Toluene	99		96		70-130	3		20
Ethylbenzene	98		95		70-130	3		20
p/m-Xylene	100		100		70-130	0		20
o-Xylene	100		100		70-130	0		20
Isopropylbenzene	95		93		70-130	2		20
1,3,5-Trimethylbenzene	98		96		64-130	2		20
1,2,4-Trimethylbenzene	97		96		70-130	1		20
Naphthalene	94		93		70-130	1		20

Surrogate	LCS %Recovery	Qual	LCSD %Recovery	Qual	Acceptance Criteria
1,2-Dichloroethane-d4	87		86		70-130
Toluene-d8	99		98		70-130
4-Bromofluorobenzene	89		89		70-130
Dibromofluoromethane	105		101		70-130

Project Name: E-25060-RL-2530065
Project Number: 058161

Lab Number: L2638737
Report Date: 06/29/26

Sample Receipt and Container Information

Were project specific reporting limits specified? YES

Cooler Information

Cooler	Custody Seal
A	Absent

Container Information

Container ID	Container Type	Cooler	Initial pH	Final pH	Temp deg C	Pres	Seal	Frozen Date/Time	Analysis(*)
L2638737-01A	Vial HCl preserved	NA	NA			Y	Absent		PA-8260(14)
L2638737-01B	Vial HCl preserved	NA	NA			Y	Absent		PA-8260(14)

*Values in parentheses indicate holding time in days

Project Name: E-25060-RL-2530065 **Lab Number:** L2638737

Project Number: 058161 **Report Date:** 06/29/26

GLOSSARY

Acronyms

DL	- Detection Limit: This value represents the level to which target analyte concentrations are reported as estimated values, when those target analyte concentrations are quantified below the limit of quantitation (LOQ). The DL includes any adjustments from dilutions, concentrations or moisture content, where applicable. (DoD report formats only.)
EDL	- Estimated Detection Limit: This value represents the level to which target analyte concentrations are reported as estimated values, when those target analyte concentrations are quantified below the reporting limit (RL). The EDL includes any adjustments from dilutions, concentrations or moisture content, where applicable. The use of EDLs is specific to the analysis of PAHs using Solid-Phase Microextraction (SPME).
EMPC	- Estimated Maximum Possible Concentration: The concentration that results from the signal present at the retention time of an analyte when the ions meet all of the identification criteria except the ion abundance ratio criteria. An EMPC is a worst-case estimate of the concentration.
EPA	- Environmental Protection Agency.
LCS	- Laboratory Control Sample: A sample matrix, free from the analytes of interest, spiked with verified known amounts of analytes or a material containing known and verified amounts of analytes.
LCSD	- Laboratory Control Sample Duplicate: Refer to LCS.
LFB	- Laboratory Fortified Blank: A sample matrix, free from the analytes of interest, spiked with verified known amounts of analytes or a material containing known and verified amounts of analytes.
LOD	- Limit of Detection: This value represents the level to which a target analyte can reliably be detected for a specific analyte in a specific matrix by a specific method. The LOD includes any adjustments from dilutions, concentrations or moisture content, where applicable. (DoD report formats only.)
LOQ	- Limit of Quantitation: The value at which an instrument can accurately measure an analyte at a specific concentration. The LOQ includes any adjustments from dilutions, concentrations or moisture content, where applicable. (DoD report formats only.) Limit of Quantitation: The value at which an instrument can accurately measure an analyte at a specific concentration. The LOQ includes any adjustments from dilutions, concentrations or moisture content, where applicable. (DoD report formats only.)
MDL	- Method Detection Limit: This value represents the level to which target analyte concentrations are reported as estimated values, when those target analyte concentrations are quantified below the reporting limit (RL). The MDL includes any adjustments from dilutions, concentrations or moisture content, where applicable.
MS	- Matrix Spike Sample: A sample prepared by adding a known mass of target analyte to a specified amount of matrix sample for which an independent estimate of target analyte concentration is available. For Method 332.0, the spike recovery is calculated using the native concentration, including estimated values.
MSD	- Matrix Spike Sample Duplicate: Refer to MS.
NA	- Not Applicable.
NC	- Not Calculated: Term is utilized when one or more of the results utilized in the calculation are non-detect at the parameter's reporting unit.
NDPA/DPA	- N-Nitrosodiphenylamine/Diphenylamine.
NI	- Not Ignitable.
NP	- Non-Plastic: Term is utilized for the analysis of Atterberg Limits in soil.
NR	- No Results: Term is utilized when 'No Target Compounds Requested' is reported for the analysis of Volatile or Semivolatile Organic TIC only requests.
RL	- Reporting Limit: The value at which an instrument can accurately measure an analyte at a specific concentration. The RL includes any adjustments from dilutions, concentrations or moisture content, where applicable.
RPD	- Relative Percent Difference: The results from matrix and/or matrix spike duplicates are primarily designed to assess the precision of analytical results in a given matrix and are expressed as relative percent difference (RPD). Values which are less than five times the reporting limit for any individual parameter are evaluated by utilizing the absolute difference between the values; although the RPD value will be provided in the report.
SRM	- Standard Reference Material: A reference sample of a known or certified value that is of the same or similar matrix as the associated field samples.
STLP	- Semi-dynamic Tank Leaching Procedure per EPA Method 1315.
TEF	- Toxic Equivalency Factors: The values assigned to each dioxin and furan to evaluate their toxicity relative to 2,3,7,8-TCDD.
TEQ	- Toxic Equivalent: The measure of a sample's toxicity derived by multiplying each dioxin and furan by its corresponding TEF and then summing the resulting values.
TIC	- Tentatively Identified Compound: A compound that has been identified to be present and is not part of the target compound list (TCL) for the method and/or program. All TICs are qualitatively identified and reported as estimated concentrations.

Report Format: DU Report with 'J' Qualifiers

Project Name:	E-25060-RL-2530065	**Lab Number:**	L2638737
Project Number:	058161	**Report Date:**	06/29/26

Footnotes

1 - The reference for this analyte should be considered modified since this analyte is absent from the target analyte list of the original method.

Terms

Analytical Method: Both the document from which the method originates and the analytical reference method. (Example: EPA 8260B is shown as 1,8260B.) The codes for the reference method documents are provided in the References section of the Addendum.

Chlordane: The target compound Chlordane (CAS No. 57-74-9) is reported for GC ECD analyses. Per EPA,this compound "refers to a mixture of chlordane isomers, other chlorinated hydrocarbons and numerous other components." (Reference: USEPA Toxicological Review of Chlordane, In Support of Summary Information on the Integrated Risk Information System (IRIS), December 1997.)

Difference: With respect to Total Oxidizable Precursor (TOP) Assay analysis, the difference is defined as the Post-Treatment value minus the Pre-Treatment value.

Final pH: As it pertains to Sample Receipt & Container Information section of the report, Final pH reflects pH of container determined after adjustment at the laboratory, if applicable. If no adjustment required, value reflects Initial pH.

Frozen Date/Time: With respect to Volatile Organics in soil, Frozen Date/Time reflects the date/time at which associated Reagent Water-preserved vials were initially frozen. Note: If frozen date/time is beyond 48 hours from sample collection, value will be reflected in 'bold'.

Gasoline Range Organics (GRO): Gasoline Range Organics (GRO) results include all chromatographic peaks eluting from Methyl tert butyl ether through Naphthalene, with the exception of GRO analysis in support of State of Ohio programs, which includes all chromatographic peaks eluting from Hexane through Dodecane.

Initial pH: As it pertains to Sample Receipt & Container Information section of the report, Initial pH reflects pH of container determined upon receipt, if applicable.

PAH Total: With respect to Alkylated PAH analyses, the 'PAHs, Total' result is defined as the summation of results for all or a subset of the following compounds: Naphthalene, C1-C4 Naphthalenes, 2-Methylnaphthalene, 1-Methylnaphthalene, Biphenyl, Acenaphthylene, Acenaphthene, Fluorene, C1-C3 Fluorenes, Phenanthrene, C1-C4 Phenanthrenes/Anthracenes, Anthracene, Fluoranthene, Pyrene, C1-C4 Fluoranthenes/Pyrenes, Benz(a)anthracene, Chrysene, C1-C4 Chrysenes, Benzo(b)fluoranthene, Benzo(j)+(k)fluoranthene, Benzo(e)pyrene, Benzo(a)pyrene, Perylene, Indeno(1,2,3-cd)pyrene, Dibenz(ah)+(ac)anthracene, Benzo(g,h,i)perylene. If a 'Total' result is requested, the results of its individual components will also be reported.

PFAS Total: With respect to PFAS analyses, the 'PFAS, Total (5)' result is defined as the summation of results for: PFHpA, PFHxS, PFOA, PFNA and PFOS. In addition, the 'PFAS, Total (6)' result is defined as the summation of results for: PFHpA, PFHxS, PFOA, PFNA, PFDA and PFOS. For MassDEP DW compliance analysis only, the 'PFAS, Total (6)' result is defined as the summation of results at or above the RL. Note: If a 'Total' result is requested, the results of its individual components will also be reported.

Total: With respect to Organic analyses, a 'Total' result is defined as the summation of results for individual isomers or Aroclors. If a 'Total' result is requested, the results of its individual components will also be reported. This is applicable to 'Total' results for methods 8260, 8081 and 8082.

Data Qualifiers

A - Spectra identified as "Aldol Condensates" are byproducts of the extraction/concentration procedures when acetone is introduced in the process.

B - The analyte was detected above the reporting limit in the associated method blank. Flag only applies to associated field samples that have detectable concentrations of the analyte at less than ten times (10x) the concentration found in the blank. For MCP-related projects, flag only applies to associated field samples that have detectable concentrations of the analyte at less than ten times (10x) the concentration found in the blank. For DOD-related projects, flag only applies to associated field samples that have detectable concentrations of the analyte at less than ten times (10x) the concentration found in the blank AND the analyte was detected above one-half the reporting limit (or above the reporting limit for common lab contaminants) in the associated method blank. For NJ-Air-related projects, flag only applies to associated field samples that have detectable concentrations of the analyte above the reporting limit. For NJ-related projects (excluding Air), flag only applies to associated field samples that have detectable concentrations of the analyte, which was detected above the reporting limit in the associated method blank or above five times the reporting limit for common lab contaminants (Phthalates, Acetone, Methylene Chloride, 2-Butanone).

C - Co-elution: The target analyte co-elutes with a known lab standard (i.e. surrogate, internal standards, etc.) for co-extracted analyses.

D - Concentration of analyte was quantified from diluted analysis. Flag only applies to field samples that have detectable concentrations of the analyte.

E - Concentration of analyte exceeds the range of the calibration curve and/or linear range of the instrument.

F - The ratio of quantifier ion response to qualifier ion response falls outside of the laboratory criteria. Results are considered to be an estimated maximum concentration.

G - The concentration may be biased high due to matrix interferences (i.e, co-elution) with non-target compound(s). The result should be considered estimated.

H - The analysis of pH was performed beyond the regulatory-required holding time of 15 minutes from the time of sample collection.

I - The lower value for the two columns has been reported due to obvious interference.

J - Estimated value. The Target analyte concentration is below the quantitation limit (RL), but above the Method Detection Limit (MDL) or Estimated Detection Limit (EDL) for SPME-related analyses. This represents an estimated concentration for Tentatively Identified Compounds (TICs). For calculated parameters, this represents that one or more values used in the calculation were

Project Name:	E-25060-RL-2530065	**Lab Number:**	L2638737
Project Number:	058161	**Report Date:**	06/29/26

Data Qualifiers

estimated.

M - Reporting Limit (RL) exceeds the MCP CAM Reporting Limit for this analyte.

ND - Not detected at the method detection limit (MDL) for the sample, or estimated detection limit (EDL) for SPME-related analyses.

NJ - Presumptive evidence of compound. This represents an estimated concentration for Tentatively Identified Compounds (TICs), where the identification is based on a mass spectral library search.

P - The RPD between the results for the two columns exceeds the method-specified criteria.

Q - The quality control sample exceeds the associated acceptance criteria. For DOD-related projects, LCS and/or Continuing Calibration Standard exceedences are also qualified on all associated sample results. Note: This flag is not applicable for matrix spike recoveries when the sample concentration is greater than 4x the spike added or for batch duplicate RPD when the sample concentrations are less than 5x the RL. (Metals only.)

R - Analytical results are from sample re-analysis.

RE - Analytical results are from sample re-extraction.

S - Analytical results are from modified screening analysis.

V - The surrogate associated with this target analyte has a recovery outside the QC acceptance limits. (Applicable to MassDEP DW Compliance samples only.)

Z - The batch matrix spike and/or duplicate associated with this target analyte has a recovery/RPD outside the QC acceptance limits. (Applicable to MassDEP DW Compliance samples only.)

Project Name: E-25060-RL-2530065 **Lab Number:** L2638737

Project Number: 058161 **Report Date:** 06/29/26

REFERENCES

1 Test Methods for Evaluating Solid Waste: Physical/Chemical Methods. EPA SW-846. Third Edition. Updates I - VI, 2018.

LIMITATION OF LIABILITIES

Pace Analytical Services performs services with reasonable care and diligence normal to the analytical testing laboratory industry. In the event of an error, the sole and exclusive responsibility of Pace Analytical Services shall be to re-perform the work at it's own expense. In no event shall Pace Analytical Services be held liable for any incidental, consequential or special damages, including but not limited to, damages in any way connected with the use of, interpretation of, information or analysis provided by Pace Analytical Services.

We strongly urge our clients to comply with EPA protocol regarding sample volume, preservation, cooling, containers, sampling procedures, holding time and splitting of samples in the field.

ENV-FORM-WES2-0065 v03 Certificate/Approval Program Summary

Certification Information

The following analytes are not included in our Primary NELAP Scope of Accreditation:

PAS-WES2 Westborough Facility – 8 Walkup Dr. Westborough, MA 01581
EPA 8260D: NPW: 1,2,4,5-Tetramethylbenzene; 4-Ethyltoluene; SCM: Iodomethane (methyl iodide), 1,2,4,5-Tetramethylbenzene; 4-Ethyltoluene.
EPA 8270E: NPW: Dimethylnaphthalene,1,4-Diphenylhydrazine, alpha-Terpineol, Azobenzene; SCM: Dimethylnaphthalene,1,4-Diphenylhydrazine.
SM4500: NPW: Amenable Cyanide; SCM: Total Phosphorus, TKN, NO2, NO3.

PAS-MANS Mansfield Facility – 320 Forbes Blvd. Mansfield, MA 02048
SM 2540D: TSS.
Biological Tissue Matrix: EPA 3050B

PAS-MAN1 Mansfield Facility – 120 Forbes Blvd. Mansfield, MA 02048
EPA TO-15: Halothane, 2,4,4-Trimethyl-2-pentene, 2,4,4-Trimethyl-1-pentene, Thiophene, 2-Methylthiophene, 3-Methylthiophene, 2-Ethylthiophene, 1,2,3-Trimethylbenzene, Indan, Indene, 1,2,4,5-Tetramethylbenzene, Benzothiophene, 1-Methylnaphthalene.
MADEP-APH.

PAS-ELON East Longmeadow Facility – 39 Spruce Street East Longmeadow, MA 01028
EPA 524.2: 1,3,5-Trichlorobenzene, m/p-Xylene, o-xylene.
EPA 625.1: 1,2-Dichlorobenzene, 1,3-Dichlorobenzene, 1,4-Dichlorobenzene, N-Nitrosodiphenylamine**.**
EPA 8081B NPW and SCM: Alachlor, Endrin Ketone, Hexachlorobenzene.
EPA 8260D NPW: Tetrahydrofuran, 1,3,5-Trichlorobenzene; **SCM:** TAME, TBEE, Diethyl ether, DIPE, Tetrahydrofuran. 1,3,5-Trichlorobenzene, Freon-113**.**
EPA 8270E: NPW: Carbazole, 1-Methylnaphthalene, Pentachloronitrobenzene; **SCM:** Carbazole, 1-Methylnaphthalene**.**
EPA TO-13: Air: Benzo(e)pyrene, 1-Methylnaphthalene, 2-Methylnaphthalene, Perylene.
EPA TO-4A Pesticide Air: delta-BHC, Endosulfan I, Endosulfan II, Endosulfan Sulfate, Endrin, Endrin Aldehyde, Endrin Ketone, Hexachlorobenzene, Methoxychlor.
SM4500: NPW: Amenable Cyanide; **SCM:** Total Phosphorus, TKN, NH3, NECi: NO2, NO3, ASTMD516**.**

The following test method is not included in our New Jersey Secondary NELAP Scope of Accreditation:

PAS-MANS Mansfield Facility – 320 Forbes Blvd. Mansfield, MA 02048
Determination of Selected Perfluorinated Alkyl Substances by Solid Phase Extraction and Liquid Chromatography/Tandem Mass Spectrometry Isotope Dilution (via Alpha SOP 23528)

The following analytes are included in our Massachusetts DEP Scope of Accreditation:

PAS-WES2 Westborough Facility – 8 Walkup Dr. Westborough, MA 01581

Drinking Water
EPA 300.0: Chloride, Nitrate-N, Fluoride, Sulfate; **EPA 353.2**: Nitrate-N, Nitrite-N; **SM4500NO3-F**: Nitrate-N, Nitrite-N; **SM4500F-C, SM4500CN-CE, EPA 180.1, SM2130B, SM4500Cl-D, SM2320B, SM2540C, SM4500H-B, SM4500NO2-B**
EPA 504.1: EDB, DBCP.
Microbiology: **SM9215B; SM9223-P/A, SM9223B-Colilert-QT,**.

Non-Potable Water
SM4500H,B, EPA 120.1, SM2510B, SM2540C, SM2320B, SM4500CL-E, SM4500F-BC, SM4500NH3-BH: Ammonia-N and Kjeldahl-N, **EPA 350.1**: Ammonia-N, **LACHAT 10-107-06-1-B**: Ammonia-N, **EPA 351.1, SM4500NO3-F, EPA 353.2**: Nitrate-N**, SM4500P-E, SM4500P-B, E, SM4500SO4-E, SM5220D, EPA 410.4, SM5210B, SM4500CL-G, EPA 1664, EPA 420.1, SM4500-CN-CE, SM2540D, EPA 300: Chloride, Sulfate, Nitrate.**
Microbiology: **SM9223B-Colilert-QT; Enterolert-QT.**

PAS-MANS Mansfield Facility – 320 Forbes Blvd. Mansfield, MA 02048

Drinking Water
EPA 200.7: Al, Ba, Cd, Cr, Cu, Fe, Mn, Ni, Na, Ag, Ca, Zn. **EPA 200.8:** Al, Sb, As, Ba, Be, Cd, Cr, Cu, Pb, Mn, Ni, Se, Ag, TL, Zn. **EPA 245.1** Hg.
EPA 522, EPA 537.1.

Non-Potable Water
EPA 200.7: Al, Sb, As, Be, Cd, Ca, Cr, Co, Cu, Fe, Pb, Mg, Mn, Mo, Ni, K, Se, Ag, Na, Sr, TL, Ti, V, Zn.
EPA 200.8: Al, Sb**,** As, Be, Cd, Ca, Cr, Cu, Fe, Pb, Mg, Mn, Ni, K, Se, Ag, Na, TL, Zn.
EPA 245.1: Hg. **EPA 245.7:** Hg.
SM2340B

ENV-FORM-WES2-0065 v03 Certificate/Approval Program Summary

PAS-ELON East Longmeadow Facility – 39 Spruce Street East Longmeadow, MA 01028

Drinking Water
EPA 300.0: NO3, NO2, Fl, Cl, SO4. **NECI Reductase**: NO3, NO2.
SM4500F-C, SM4500Cl-B, SM4500CN-C,E, EPA 180.1, SM2320B, SM 2540C, SM4500H-B, SM4500SO4-E.
EPA 537.1; EPA 524.2: THMs and VOCs; **EPA 504.1:** EDB, DBCP.
Microbiology: SM9223-P/A: TC/EC; SM9223B-Colilert-enumeration: TC/EC; HPC-Simplate.

Non-Potable Water
SM4500H-B, SM2510B, SM2540C, SM2320B, SM4500Cl-B, SM4500NH3-B, C, EPA 350.1, NECi: NO3, **SM4500NH3-B, C: TKN, SM4500P-E: Ortho Phosphate, SM4500P-B, E: Total Phosphorus, EPA 410.4, SM5210B, SM5310C, SM4500CN-C, E, SM2540D, SM4500Cl-G, SM4500SO4-E, EPA 1664, EPA 420.1, EPA 300.0:** Cl, SO4, NO3.
EPA 624.1: Volatile Halocarbons, Volatile Aromatics.
EPA 608.3: Chlordane, Toxaphene, Aldrin, Alpha-BHC, Beta-BHC, Gamma-BHC, Delta-BHC, Dieldrin, DDD, DDE, DDT, Endosulfan I, Endosulfan II, Endosulfan Sulfate, Endrin, Endrin Aldehyde, Heptachlor, Heptachlor Epoxide, PCBs.
EPA 625.1: SVOC-Acid Extractables and Base/Neutrals
Microbiology: SM9223B-Colilert: E. coli (Ambient and Wastewater), **SM9223B-Colilert-18:** Fecal Coliform (Wastewater).

Certification IDs:

PAS-WES2 Westborough Facility – 8 Walkup Dr. Westborough, MA 01581
CT PH-0826, IL 200077, IN C-MA-03, KY KY98045, ME MA00086, MD 348, MA M-MA086, NH 2064, NJ MA935, NY 11148, NC (NPW/SCM) 666, OR MA-1316, PA 68-03671, RI LAO00065, TX T104704476, VT VT-0935, VA 460195.

PAS-MANS Mansfield Facility – 320 Forbes Blvd. Mansfield, MA 02048
ANAB/DoD L2474, CA 3117, CO MA00030, CT PH-0825, IL 200081, IN C-MA-04, KY KY98046, LA 85084, ME MA00030, MD 350, MA M-MA00030, MI 9110, MN 025-999-495, NV MA00030, NH 2062, NJ MA015, NY 11627, NC (NPW/SCM) 685, OR MA-0262, PA 68-02089, RI LAO00299, TX T-104704419, UT MA00030, VT VT-0015, VA 460194, WA C954.

PAS-MAN1 Mansfield Air Lab Facility – 120 Forbes Blvd. Mansfield, MA 02048
ANAB/DoD L2474, LA 245052, ME MA01156, MN 025-999-498, NH 2249, NJ MA025, NY 12191, OR 4203, TX T104704583, VA 460311, WA C1104.

PAS-ELON East Longmeadow Facility – 39 Spruce St. East Longmeadow, MA 01028
CT PH-0821, ME MA00100, MI 9100, NC (DENR) 652, NC (DW) 25703, MA M-MA100, NH (Secondary) 2516, NH (Primary) 2557, NJ MA007, NY 10899, PA 68-05812, RI LAO00373, VA 460217, VT-255716, WV DEP 419, WV-DW 9979C, LA 05130, LA-DW LA042, MD-DW 373, OH 87781.

For a complete listing of analytes and methods, please contact your Project Manager.

CHAIN OF CUSTODY

PAGE 1 OF 1

Date Rec'd in Lab: 6/20/26

Pace Job #: L2638737

WESTBORO, MA TEL: 508-898-9220 FAX: 508-898-9193
MANSFIELD, MA TEL: 508-822-9300 FAX: 508-822-3288

Client Information

Client: Sunoco Pipeline(SPLP)
Address: 100 Green St
Marcus Hook, PA
Phone: 610-859-6297
Fax:
Email: bradford.fish@energytransfer.com
☐ These samples have been previously analyzed by Pace

Project Information

Project Name: E-25060-RL-2530065
Project Location: Washington Crossing, PA
Project #: 058161
Project Manager: Mark Schaeffer
Pace Quote #:

Turn-Around Time

☐ Standard ☒ RUSH (pre-confirmed if pre-approved)
Date Due: 5-day TAT Time:

Report Information - Data Deliverables

☐ FAX ☐ EMAIL
☐ ADEx ☐ Add'l Deliverables

Billing Information

☐ Same as Client info PO #:

Regulatory Requirements/Report Limits

State /Fed Program | Criteria

Other Project Specific Requirements/Comments/Detection Limits:
Data Package: Level IV including CTEH & Environemental Standards EDDs, Bill to SPLP; VOC8260 list – benzene, toluene, ethylbenzene, total xylenes, methyl tert-butyl ether (MTBE), naphthalene, isopropylbenzene, 1,3,5-trimethylbenzene, 1,2,4-trimethylbenzene, 1,2-dichloroethane (EDC)

Pace Lab ID (Lab Use Only)	Sample ID	Collection Date	Collection Time	Sample Matrix	Sampler's Initials	ANALYSIS: VOCs- USEPA 8260C	EDB- USEPA 8011	Lead(dissolved)- USEPA 6020B	Sample Specific Comments	TOTAL # BOTTLES
38737-01	UMPA260618TB	6/18/26	--	TB	--	X			Trip Blank	2

SAMPLE HANDLING
Filtration ☒ Done ☐ Not needed ☐ Lab to do
Preservation ☐ Lab to do (Please specify below)

Container Type	V	V	P
Preservative	B	H	C

Relinquished By:	Date/Time	Received By:	Date/Time
Antoni Hams	6/19/26 1740	D Rotman PACE	6/19/26 1740
D Rotman PACE	6/19/26 2225		
By AL	6/20/26	By AL	6/19/26 2220
AL 6-20 0350			6-20 0200

Please print clearly, legibly and completely. Samples can not be logged in and turnaround time clock will not start until any ambiguities are resolved. All samples submitted are subject to Pace's Terms and Conditions. See reverse side.

FORM NO: 01-01 (rev 25-FEB-25)

06/20/26/0330

Sample Delivery Group Summary

Pace Job Number : L2638737

Received : 19-JUN-2026
Reviewer : Maile Kolton

Account Name : Stantec, Inc.
Project Number : 058161
Project Name : E-25060-RL-2530065

Delivery Information

Samples Delivered By : Pace Courier

Chain of Custody : Present

Cooler Information

Cooler	Seal/Seal#	Preservation	Temperature(°C)	Additional Information
A	Absent/	Ice	2.4	

Condition Information

1) All samples on COC received?	**YES**
2) Extra samples received?	**NO**
3) Are there any sample container discrepancies?	**NO**
4) Are there any discrepancies between COC & sample labels?	**NO**
5) Are samples in appropriate containers for requested analysis?	**YES**
6) Are samples properly preserved for requested analysis?	**YES**
7) Are samples within holding time for requested analysis?	**YES**
8) All sampling equipment returned?	**NA**

Volatile Organics/VPH

1) Reagent Water Vials Frozen by Client?	**NO**

ANALYTICAL REPORT

Lab Number:	L2641559
Client:	Stantec, Inc. 1060 Andrew Drive Suite 140 West Chester, PA 19380
ATTN:	Mark Schaeffer
Phone:	(610) 407-7943
Project Name:	E-25060-RL-2530065
Project Number:	058161
Report Date:	07/09/26

The original project report/data package is held by Pace Analytical Services. This report/data package is paginated and should be reproduced only in its entirety. Pace Analytical Services holds no responsibility for results and/or data that are not consistent with the original.

Eight Walkup Drive, Westborough, MA 01581-1019
508-898-9220 (Fax) 508-898-9193 800-624-9220 - www.alphalab.com

Project Name: E-25060-RL-2530065
Project Number: 058161

Lab Number: L2641559
Report Date: 07/09/26

Lab Sample ID	Client ID	Matrix	Sample Location	Collection Date/Time	Receive Date
L2641559-01	UMPA260629WELLE	WATER	WASHINGTON CROSSING, PA	06/29/26 10:00	07/01/26
L2641559-02	UMPA260629MW20D	WATER	WASHINGTON CROSSING, PA	06/29/26 13:30	07/01/26
L2641559-03	UMPA260629WELLD	WATER	WASHINGTON CROSSING, PA	06/29/26 16:15	07/01/26
L2641559-04	UMPA260629MW19D	WATER	WASHINGTON CROSSING, PA	06/29/26 13:00	07/01/26
L2641559-05	UMPA260629DUP01	WATER	WASHINGTON CROSSING, PA	06/29/26 00:00	07/01/26

Project Name:	E-25060-RL-2530065	**Lab Number:**	L2641559
Project Number:	058161	**Report Date:**	07/09/26

Case Narrative

The samples were received in accordance with the Chain of Custody and no significant deviations were encountered during the preparation or analysis unless otherwise noted. Sample Receipt, Container Information, and the Chain of Custody are located at the back of the report.

Results contained within this report relate only to the samples submitted under this Pace Lab Number and meet NELAP requirements for all NELAP accredited parameters unless otherwise noted in the following narrative. The data presented in this report is organized by parameter (i.e. VOC, SVOC, etc.). Sample specific Quality Control data (i.e. Surrogate Spike Recovery) is reported at the end of the target analyte list for each individual sample, followed by the Laboratory Batch Quality Control at the end of each parameter. Tentatively Identified Compounds (TICs), if requested, are reported for compounds identified to be present and are not part of the method/program Target Compound List, even if only a subset of the TCL are being reported. If a sample was re-analyzed or re-extracted due to a required quality control corrective action and if both sets of data are reported, the Laboratory ID of the re-analysis or re-extraction is designated with an "R" or "RE", respectively.

When multiple Batch Quality Control elements are reported (e.g. more than one LCS), the associated samples for each element are noted in the grey shaded header line of each data table. Any Laboratory Batch, Sample Specific % recovery or RPD value that is outside the listed Acceptance Criteria is bolded in the report. In reference to questions H (CAM) or 4 (RCP) when "NO" is checked, the performance criteria for CAM and RCP methods allow for some quality control failures to occur and still be within method compliance. In these instances, the specific failure is not narrated but noted in the associated QC Outlier Summary Report, located directly after the Case Narrative. QC information is also incorporated in the Data Usability Assessment table (Format 11) of our Data Merger tool, where it can be reviewed in conjunction with the sample result, associated regulatory criteria and any associated data usability implications.

Soil/sediments and solids are reported on a dry weight basis unless otherwise noted. Tissues are reported "as received" or on a wet weight basis, unless otherwise noted. Definitions of all data qualifiers and acronyms used in this report are provided in the Glossary located at the back of the report.

HOLD POLICY - For samples submitted on hold, Pace's policy is to hold samples (with the exception of Air canisters) free of charge for 21 calendar days from the date the project is completed. After 21 calendar days, we will dispose of all samples submitted including those put on hold unless you have contacted your Pace Project Manager and made arrangements for Pace to continue to hold the samples. Air canisters will be disposed after 3 business days from the date the project is completed.

Please contact Project Management at 800-624-9220 with any questions.

Project Name:	E-25060-RL-2530065	**Lab Number:**	L2641559
Project Number:	058161	**Report Date:**	07/09/26

Case Narrative (continued)

Report Submission

All non-detect (ND) or estimated concentrations (J-qualified) have been quantitated to the limit noted in the MDL column.

I, the undersigned, attest under the pains and penalties of perjury that, to the best of my knowledge and belief and based upon my personal inquiry of those responsible for providing the information contained in this analytical report, such information is accurate and complete. This certificate of analysis is not complete unless this page accompanies any and all pages of this report.

Authorized Signature: Caitlin Walukevich

Title: Technical Director/Representative

Date: 07/09/26

QC OUTLIER SUMMARY REPORT

Project Name: E-25060-RL-2530065

Project Number: 058161

Lab Number: L2641559

Report Date: 07/09/26

Method	Client ID (Native ID)	Lab ID	Parameter	QC Type	Recovery/RPD (%)	QC Limits (%)	Associated Samples	Data Quality Assessment

There are no QC Outliers associated with this report.

ORGANICS

VOLATILES

Project Name: E-25060-RL-2530065 **Lab Number:** L2641559

Project Number: 058161 **Report Date:** 07/09/26

SAMPLE RESULTS

Lab ID: L2641559-01
Client ID: UMPA260629WELLE
Sample Location: WASHINGTON CROSSING, PA

Date Collected: 06/29/26 10:00
Date Received: 07/01/26
Field Prep: Refer to COC

Sample Depth:
Matrix: Water
Analytical Method: 1,8011
Analytical Date: 07/07/26 23:28
Analyst: HNY

Extraction Method: EPA 8011
Extraction Date: 07/07/26 20:59

Parameter	Result	Qualifier	Units	RL	MDL	Dilution Factor	Column
Microextractables by GC - Westborough Lab							
1,2-Dibromoethane	ND		ug/l	0.010	0.005	1	A

Project Name: E-25060-RL-2530065 **Lab Number:** L2641559

Project Number: 058161 **Report Date:** 07/09/26

SAMPLE RESULTS

Lab ID: L2641559-01 Date Collected: 06/29/26 10:00

Client ID: UMPA260629WELLE Date Received: 07/01/26

Sample Location: WASHINGTON CROSSING, PA Field Prep: Refer to COC

Sample Depth:

Matrix: Water

Analytical Method: 1,8260D

Analytical Date: 07/05/26 00:45

Analyst: BAD

Parameter	Result	Qualifier	Units	RL	MDL	Dilution Factor
Volatile Organics by GC/MS - Westborough Lab						
Methyl tert butyl ether	ND		ug/l	1.0	0.17	1
Benzene	ND		ug/l	0.50	0.16	1
1,2-Dichloroethane	ND		ug/l	0.50	0.13	1
Toluene	ND		ug/l	0.75	0.20	1
Ethylbenzene	ND		ug/l	0.50	0.17	1
p/m-Xylene	ND		ug/l	1.0	0.33	1
o-Xylene	ND		ug/l	1.0	0.39	1
Xylenes, Total	ND		ug/l	1.0	0.33	1
Isopropylbenzene	ND		ug/l	0.50	0.19	1
1,3,5-Trimethylbenzene	ND		ug/l	2.5	0.22	1
1,2,4-Trimethylbenzene	ND		ug/l	2.5	0.19	1
Naphthalene	ND		ug/l	1.0	0.22	1

Surrogate	% Recovery	Qualifier	Acceptance Criteria
1,2-Dichloroethane-d4	102		70-130
Toluene-d8	99		70-130
4-Bromofluorobenzene	92		70-130
Dibromofluoromethane	112		70-130

Project Name: E-25060-RL-2530065 **Lab Number:** L2641559

Project Number: 058161 **Report Date:** 07/09/26

SAMPLE RESULTS

Lab ID: L2641559-02
Client ID: UMPA260629MW20D
Sample Location: WASHINGTON CROSSING, PA

Date Collected: 06/29/26 13:30
Date Received: 07/01/26
Field Prep: Refer to COC

Sample Depth:
Matrix: Water
Analytical Method: 1,8011
Analytical Date: 07/07/26 23:40
Analyst: HNY

Extraction Method: EPA 8011
Extraction Date: 07/07/26 20:59

Parameter	Result	Qualifier	Units	RL	MDL	Dilution Factor	Column
Microextractables by GC - Westborough Lab							
1,2-Dibromoethane	ND		ug/l	0.010	0.005	1	A

Project Name: E-25060-RL-2530065 **Lab Number:** L2641559

Project Number: 058161 **Report Date:** 07/09/26

SAMPLE RESULTS

Lab ID: L2641559-02 Date Collected: 06/29/26 13:30

Client ID: UMPA260629MW20D Date Received: 07/01/26

Sample Location: WASHINGTON CROSSING, PA Field Prep: Refer to COC

Sample Depth:

Matrix: Water

Analytical Method: 1,8260D

Analytical Date: 07/05/26 01:11

Analyst: BAD

Parameter	Result	Qualifier	Units	RL	MDL	Dilution Factor
Volatile Organics by GC/MS - Westborough Lab						
Methyl tert butyl ether	0.42	J	ug/l	1.0	0.17	1
Benzene	ND		ug/l	0.50	0.16	1
1,2-Dichloroethane	ND		ug/l	0.50	0.13	1
Toluene	ND		ug/l	0.75	0.20	1
Ethylbenzene	ND		ug/l	0.50	0.17	1
p/m-Xylene	ND		ug/l	1.0	0.33	1
o-Xylene	ND		ug/l	1.0	0.39	1
Xylenes, Total	ND		ug/l	1.0	0.33	1
Isopropylbenzene	ND		ug/l	0.50	0.19	1
1,3,5-Trimethylbenzene	ND		ug/l	2.5	0.22	1
1,2,4-Trimethylbenzene	ND		ug/l	2.5	0.19	1
Naphthalene	ND		ug/l	1.0	0.22	1

Surrogate	% Recovery	Qualifier	Acceptance Criteria
1,2-Dichloroethane-d4	100		70-130
Toluene-d8	99		70-130
4-Bromofluorobenzene	90		70-130
Dibromofluoromethane	115		70-130

Project Name: E-25060-RL-2530065 **Lab Number:** L2641559

Project Number: 058161 **Report Date:** 07/09/26

SAMPLE RESULTS

Lab ID: L2641559-03
Client ID: UMPA260629WELLD
Sample Location: WASHINGTON CROSSING, PA

Date Collected: 06/29/26 16:15
Date Received: 07/01/26
Field Prep: Refer to COC

Sample Depth:
Matrix: Water
Analytical Method: 1,8011
Analytical Date: 07/07/26 23:51
Analyst: HNY

Extraction Method: EPA 8011
Extraction Date: 07/07/26 20:59

Parameter	Result	Qualifier	Units	RL	MDL	Dilution Factor	Column
Microextractables by GC - Westborough Lab							
1,2-Dibromoethane	ND		ug/l	0.010	0.005	1	A

Project Name: E-25060-RL-2530065 **Lab Number:** L2641559

Project Number: 058161 **Report Date:** 07/09/26

SAMPLE RESULTS

Lab ID: L2641559-03 Date Collected: 06/29/26 16:15

Client ID: UMPA260629WELLD Date Received: 07/01/26

Sample Location: WASHINGTON CROSSING, PA Field Prep: Refer to COC

Sample Depth:

Matrix: Water

Analytical Method: 1,8260D

Analytical Date: 07/05/26 01:37

Analyst: BAD

Parameter	Result	Qualifier	Units	RL	MDL	Dilution Factor
Volatile Organics by GC/MS - Westborough Lab						
Methyl tert butyl ether	ND		ug/l	1.0	0.17	1
Benzene	ND		ug/l	0.50	0.16	1
1,2-Dichloroethane	ND		ug/l	0.50	0.13	1
Toluene	ND		ug/l	0.75	0.20	1
Ethylbenzene	ND		ug/l	0.50	0.17	1
p/m-Xylene	ND		ug/l	1.0	0.33	1
o-Xylene	ND		ug/l	1.0	0.39	1
Xylenes, Total	ND		ug/l	1.0	0.33	1
Isopropylbenzene	ND		ug/l	0.50	0.19	1
1,3,5-Trimethylbenzene	6.7		ug/l	2.5	0.22	1
1,2,4-Trimethylbenzene	3.2		ug/l	2.5	0.19	1
Naphthalene	1.4		ug/l	1.0	0.22	1

Surrogate	% Recovery	Qualifier	Acceptance Criteria
1,2-Dichloroethane-d4	103		70-130
Toluene-d8	97		70-130
4-Bromofluorobenzene	111		70-130
Dibromofluoromethane	114		70-130

Project Name: E-25060-RL-2530065 **Lab Number:** L2641559

Project Number: 058161 **Report Date:** 07/09/26

SAMPLE RESULTS

Lab ID: L2641559-04
Client ID: UMPA260629MW19D
Sample Location: WASHINGTON CROSSING, PA

Date Collected: 06/29/26 13:00
Date Received: 07/01/26
Field Prep: Refer to COC

Sample Depth:
Matrix: Water
Analytical Method: 1,8011
Analytical Date: 07/08/26 00:03
Analyst: HNY

Extraction Method: EPA 8011
Extraction Date: 07/07/26 20:59

Parameter	Result	Qualifier	Units	RL	MDL	Dilution Factor	Column
Microextractables by GC - Westborough Lab							
1,2-Dibromoethane	ND		ug/l	0.010	0.005	1	A

Project Name: E-25060-RL-2530065 **Lab Number:** L2641559

Project Number: 058161 **Report Date:** 07/09/26

SAMPLE RESULTS

Lab ID: L2641559-04 Date Collected: 06/29/26 13:00

Client ID: UMPA260629MW19D Date Received: 07/01/26

Sample Location: WASHINGTON CROSSING, PA Field Prep: Refer to COC

Sample Depth:

Matrix: Water

Analytical Method: 1,8260D

Analytical Date: 07/05/26 02:03

Analyst: BAD

Parameter	Result	Qualifier	Units	RL	MDL	Dilution Factor
Volatile Organics by GC/MS - Westborough Lab						
Methyl tert butyl ether	ND		ug/l	1.0	0.17	1
Benzene	ND		ug/l	0.50	0.16	1
1,2-Dichloroethane	ND		ug/l	0.50	0.13	1
Toluene	ND		ug/l	0.75	0.20	1
Ethylbenzene	ND		ug/l	0.50	0.17	1
p/m-Xylene	ND		ug/l	1.0	0.33	1
o-Xylene	ND		ug/l	1.0	0.39	1
Xylenes, Total	ND		ug/l	1.0	0.33	1
Isopropylbenzene	ND		ug/l	0.50	0.19	1
1,3,5-Trimethylbenzene	ND		ug/l	2.5	0.22	1
1,2,4-Trimethylbenzene	ND		ug/l	2.5	0.19	1
Naphthalene	ND		ug/l	1.0	0.22	1

Surrogate	% Recovery	Qualifier	Acceptance Criteria
1,2-Dichloroethane-d4	104		70-130
Toluene-d8	100		70-130
4-Bromofluorobenzene	91		70-130
Dibromofluoromethane	114		70-130

Project Name: E-25060-RL-2530065 **Lab Number:** L2641559

Project Number: 058161 **Report Date:** 07/09/26

SAMPLE RESULTS

Lab ID: L2641559-05
Client ID: UMPA260629DUP01
Sample Location: WASHINGTON CROSSING, PA

Date Collected: 06/29/26 00:00
Date Received: 07/01/26
Field Prep: Refer to COC

Sample Depth:
Matrix: Water
Analytical Method: 1,8011
Analytical Date: 07/08/26 00:15
Analyst: HNY

Extraction Method: EPA 8011
Extraction Date: 07/07/26 20:59

Parameter	Result	Qualifier	Units	RL	MDL	Dilution Factor	Column
Microextractables by GC - Westborough Lab							
1,2-Dibromoethane	ND		ug/l	0.010	0.005	1	A

Project Name: E-25060-RL-2530065 **Lab Number:** L2641559

Project Number: 058161 **Report Date:** 07/09/26

SAMPLE RESULTS

Lab ID: L2641559-05 Date Collected: 06/29/26 00:00

Client ID: UMPA260629DUP01 Date Received: 07/01/26

Sample Location: WASHINGTON CROSSING, PA Field Prep: Refer to COC

Sample Depth:

Matrix: Water

Analytical Method: 1,8260D

Analytical Date: 07/05/26 02:29

Analyst: BAD

Parameter	Result	Qualifier	Units	RL	MDL	Dilution Factor
Volatile Organics by GC/MS - Westborough Lab						
Methyl tert butyl ether	ND		ug/l	1.0	0.17	1
Benzene	ND		ug/l	0.50	0.16	1
1,2-Dichloroethane	ND		ug/l	0.50	0.13	1
Toluene	ND		ug/l	0.75	0.20	1
Ethylbenzene	ND		ug/l	0.50	0.17	1
p/m-Xylene	ND		ug/l	1.0	0.33	1
o-Xylene	ND		ug/l	1.0	0.39	1
Xylenes, Total	ND		ug/l	1.0	0.33	1
Isopropylbenzene	ND		ug/l	0.50	0.19	1
1,3,5-Trimethylbenzene	ND		ug/l	2.5	0.22	1
1,2,4-Trimethylbenzene	ND		ug/l	2.5	0.19	1
Naphthalene	ND		ug/l	1.0	0.22	1

Surrogate	% Recovery	Qualifier	Acceptance Criteria
1,2-Dichloroethane-d4	105		70-130
Toluene-d8	99		70-130
4-Bromofluorobenzene	91		70-130
Dibromofluoromethane	117		70-130

Project Name: E-25060-RL-2530065 **Lab Number:** L2641559

Project Number: 058161 **Report Date:** 07/09/26

Method Blank Analysis
Batch Quality Control

Analytical Method: 1,8260D
Analytical Date: 07/05/26 00:19
Analyst: MJV

Parameter	Result	Qualifier	Units	RL	MDL
Volatile Organics by GC/MS - Westborough Lab for sample(s): 01-05 Batch: WG2238065-5					
Methyl tert butyl ether	ND		ug/l	1.0	0.17
Benzene	ND		ug/l	0.50	0.16
1,2-Dichloroethane	ND		ug/l	0.50	0.13
Toluene	ND		ug/l	0.75	0.20
Ethylbenzene	ND		ug/l	0.50	0.17
p/m-Xylene	ND		ug/l	1.0	0.33
o-Xylene	ND		ug/l	1.0	0.39
Xylenes, Total	ND		ug/l	1.0	0.33
Isopropylbenzene	ND		ug/l	0.50	0.19
1,3,5-Trimethylbenzene	ND		ug/l	2.5	0.22
1,2,4-Trimethylbenzene	ND		ug/l	2.5	0.19
Naphthalene	ND		ug/l	1.0	0.22

Surrogate	%Recovery	Qualifier	Acceptance Criteria
1,2-Dichloroethane-d4	103		70-130
Toluene-d8	99		70-130
4-Bromofluorobenzene	93		70-130
Dibromofluoromethane	110		70-130

Project Name: E-25060-RL-2530065 **Lab Number:** L2641559

Project Number: 058161 **Report Date:** 07/09/26

Method Blank Analysis
Batch Quality Control

Analytical Method: 1,8011
Analytical Date: 07/07/26 22:29
Analyst: HNY

Extraction Method: EPA 8011
Extraction Date: 07/07/26 20:59

Parameter	Result	Qualifier	Units	RL	MDL	
Microextractables by GC - Westborough Lab for sample(s): 01-05 Batch: WG2238388-1						
1,2-Dibromoethane	ND		ug/l	0.010	0.005	A

Lab Control Sample Analysis
Batch Quality Control

Project Name: E-25060-RL-2530065
Project Number: 058161
Lab Number: L2641559
Report Date: 07/09/26

Parameter	LCS %Recovery	Qual	LCSD %Recovery	Qual	%Recovery Limits	RPD	Qual	RPD Limits
Volatile Organics by GC/MS - Westborough Lab Associated sample(s): 01-05 Batch: WG2238065-3 WG2238065-4								
Methyl tert butyl ether	93		90		63-130	3		20
Benzene	100		100		70-130	0		20
1,2-Dichloroethane	95		92		70-130	3		20
Toluene	99		96		70-130	3		20
Ethylbenzene	100		100		70-130	0		20
p/m-Xylene	100		100		70-130	0		20
o-Xylene	100		95		70-130	5		20
Isopropylbenzene	100		98		70-130	2		20
1,3,5-Trimethylbenzene	100		98		64-130	2		20
1,2,4-Trimethylbenzene	100		97		70-130	3		20
Naphthalene	92		90		70-130	2		20

Surrogate	LCS %Recovery	Qual	LCSD %Recovery	Qual	Acceptance Criteria
1,2-Dichloroethane-d4	98		96		70-130
Toluene-d8	100		99		70-130
4-Bromofluorobenzene	100		99		70-130
Dibromofluoromethane	102		102		70-130

Lab Control Sample Analysis
Batch Quality Control

Project Name: E-25060-RL-2530065
Project Number: 058161

Lab Number: L2641559
Report Date: 07/09/26

Parameter	LCS %Recovery	Qual	LCSD %Recovery	Qual	%Recovery Limits	RPD	Qual	RPD Limits	Column
Microextractables by GC - Westborough Lab Associated sample(s): 01-05 Batch: WG2238388-2									
1,2-Dibromoethane	104		-		60-140	-			A

Matrix Spike Analysis
Batch Quality Control

Project Name: E-25060-RL-2530065 ***Lab Number:*** L2641559

Project Number: 058161 ***Report Date:*** 07/09/26

Parameter	Native Sample	MS Added	MS Found	MS %Recovery	Qual	MSD Found	MSD %Recovery	Qual	Recovery Limits	RPD	Qual	RPD Limits
Volatile Organics by GC/MS - Westborough Lab Associated sample(s): 01-05 QC Batch ID: WG2238065-6 WG2238065-7 QC Sample: L2641559-01 Client ID: UMPA260629WELLE												
Methyl tert butyl ether	ND	10	9.5	95		9.5	95		63-130	0		20
Benzene	ND	10	10	100		10	100		70-130	0		20
1,2-Dichloroethane	ND	10	9.8	98		9.9	99		70-130	1		20
Toluene	ND	10	9.2	92		9.8	98		70-130	6		20
Ethylbenzene	ND	10	9.1	91		9.8	98		70-130	7		20
p/m-Xylene	ND	20	18	90		19	95		70-130	5		20
o-Xylene	ND	20	18	90		20	100		70-130	11		20
Isopropylbenzene	ND	10	8.6	86		9.2	92		70-130	7		20
1,3,5-Trimethylbenzene	ND	10	8.5	85		9.1	91		64-130	7		20
1,2,4-Trimethylbenzene	ND	10	8.5	85		9.1	91		70-130	7		20
Naphthalene	ND	10	9.1	91		9.4	94		70-130	3		20

Surrogate	MS % Recovery	MS Qualifier	MSD % Recovery	MSD Qualifier	Acceptance Criteria
1,2-Dichloroethane-d4	102		100		70-130
4-Bromofluorobenzene	98		98		70-130
Dibromofluoromethane	109		107		70-130
Toluene-d8	99		97		70-130

Matrix Spike Analysis

Batch Quality Control

Project Name: E-25060-RL-2530065

Project Number: 058161

Lab Number: L2641559

Report Date: 07/09/26

Parameter	Native Sample	MS Added	MS Found	MS %Recovery	Qual	MSD Found	MSD %Recovery	Qual	Recovery Limits	RPD	Qual	RPD Limits	Column
Microextractables by GC - Westborough Lab Associated sample(s): 01-05 QC Batch ID: WG2238388-3 WG2238388-4 QC Sample: L2641559-01 Client ID: UMPA260629WELLE													
1,2-Dibromoethane	ND	0.2	0.188	94		0.222	111		60-140	17		20	A

METALS

Project Name: E-25060-RL-2530065 **Lab Number:** L2641559

Project Number: 058161 **Report Date:** 07/09/26

SAMPLE RESULTS

Lab ID: L2641559-01 Date Collected: 06/29/26 10:00

Client ID: UMPA260629WELLE Date Received: 07/01/26

Sample Location: WASHINGTON CROSSING, PA Field Prep: Refer to COC

Sample Depth:

Matrix: Water

Parameter	Result	Qualifier	Units	RL	MDL	Dilution Factor	Date Prepared	Date Analyzed	Prep Method	Analytical Method	Analyst
Dissolved Metals - Mansfield Lab											
Lead, Dissolved	ND		ug/l	1.000	0.3430	1	07/07/26 11:12	07/08/26 10:44	EPA 3005A	1,6020B	DHL

Project Name: E-25060-RL-2530065 **Lab Number:** L2641559

Project Number: 058161 **Report Date:** 07/09/26

SAMPLE RESULTS

Lab ID: L2641559-02 Date Collected: 06/29/26 13:30

Client ID: UMPA260629MW20D Date Received: 07/01/26

Sample Location: WASHINGTON CROSSING, PA Field Prep: Refer to COC

Sample Depth:

Matrix: Water

Parameter	Result	Qualifier	Units	RL	MDL	Dilution Factor	Date Prepared	Date Analyzed	Prep Method	Analytical Method	Analyst
Dissolved Metals - Mansfield Lab											
Lead, Dissolved	ND		ug/l	1.000	0.3430	1	07/07/26 11:12	07/08/26 11:15	EPA 3005A	1,6020B	DHL

Project Name: E-25060-RL-2530065 **Lab Number:** L2641559

Project Number: 058161 **Report Date:** 07/09/26

SAMPLE RESULTS

Lab ID: L2641559-03 Date Collected: 06/29/26 16:15

Client ID: UMPA260629WELLD Date Received: 07/01/26

Sample Location: WASHINGTON CROSSING, PA Field Prep: Refer to COC

Sample Depth:

Matrix: Water

Parameter	Result	Qualifier	Units	RL	MDL	Dilution Factor	Date Prepared	Date Analyzed	Prep Method	Analytical Method	Analyst
Dissolved Metals - Mansfield Lab											
Lead, Dissolved	ND		ug/l	1.000	0.3430	1	07/07/26 11:12	07/08/26 11:19	EPA 3005A	1,6020B	DHL

Project Name: E-25060-RL-2530065 **Lab Number:** L2641559

Project Number: 058161 **Report Date:** 07/09/26

SAMPLE RESULTS

Lab ID: L2641559-04 Date Collected: 06/29/26 13:00

Client ID: UMPA260629MW19D Date Received: 07/01/26

Sample Location: WASHINGTON CROSSING, PA Field Prep: Refer to COC

Sample Depth:

Matrix: Water

Parameter	Result	Qualifier	Units	RL	MDL	Dilution Factor	Date Prepared	Date Analyzed	Prep Method	Analytical Method	Analyst
Dissolved Metals - Mansfield Lab											
Lead, Dissolved	ND		ug/l	1.000	0.3430	1	07/07/26 11:12	07/08/26 11:24	EPA 3005A	1,6020B	DHL

Project Name: E-25060-RL-2530065 **Lab Number:** L2641559

Project Number: 058161 **Report Date:** 07/09/26

SAMPLE RESULTS

Lab ID: L2641559-05 Date Collected: 06/29/26 00:00

Client ID: UMPA260629DUP01 Date Received: 07/01/26

Sample Location: WASHINGTON CROSSING, PA Field Prep: Refer to COC

Sample Depth:

Matrix: Water

Parameter	Result	Qualifier	Units	RL	MDL	Dilution Factor	Date Prepared	Date Analyzed	Prep Method	Analytical Method	Analyst
Dissolved Metals - Mansfield Lab											
Lead, Dissolved	ND		ug/l	1.000	0.3430	1	07/07/26 11:12	07/08/26 11:28	EPA 3005A	1,6020B	DHL

Project Name: E-25060-RL-2530065 **Lab Number:** L2641559

Project Number: 058161 **Report Date:** 07/09/26

Method Blank Analysis
Batch Quality Control

Parameter	Result	Qualifier	Units	RL	MDL	Dilution Factor	Date Prepared	Date Analyzed	Analytical Method	Analyst
Dissolved Metals - Mansfield Lab for sample(s): 01-05 Batch: WG2238050-1										
Lead, Dissolved	ND		ug/l	1.000	0.3430	1	07/07/26 11:12	07/08/26 10:35	1,6020B	DHL

Prep Information

Digestion Method: EPA 3005A

Lab Control Sample Analysis
Batch Quality Control

Project Name: E-25060-RL-2530065
Project Number: 058161
Lab Number: L2641559
Report Date: 07/09/26

Parameter	LCS %Recovery	Qual	LCSD %Recovery	Qual	%Recovery Limits	RPD	Qual	RPD Limits
Dissolved Metals - Mansfield Lab Associated sample(s): 01-05 Batch: WG2238050-2								
Lead, Dissolved	104		-		80-120	-		

Matrix Spike Analysis
Batch Quality Control

Project Name: E-25060-RL-2530065
Project Number: 058161
Lab Number: L2641559
Report Date: 07/09/26

Parameter	Native Sample	MS Added	MS Found	MS %Recovery	Qual	MSD Found	MSD %Recovery	Qual	Recovery Limits	RPD	Qual	RPD Limits
Dissolved Metals - Mansfield Lab Associated sample(s): 01-05 QC Batch ID: WG2238050-3 WG2238050-4 QC Sample: L2641559-01 Client ID: UMPA260629WELLE												
Lead, Dissolved	ND	530	516.8	98		565.6	107		75-125	9		20

Project Name: E-25060-RL-2530065
Project Number: 058161

Lab Number: L2641559
Report Date: 07/09/26

Sample Receipt and Container Information

Were project specific reporting limits specified? YES

Cooler Information

Cooler	Custody Seal
A	Absent

Container Information

Container ID	Container Type	Cooler	Initial pH	Final pH	Temp deg C	Pres	Seal	Frozen Date/Time	Analysis(*)
L2641559-01A	Vial HCl preserved	NA	NA			Y	Absent		PA-8260(14)
L2641559-01A1	Vial HCl preserved	NA	NA			Y	Absent		PA-8260(14)
L2641559-01A2	Vial HCl preserved	NA	NA			Y	Absent		PA-8260(14)
L2641559-01B	Vial HCl preserved	NA	NA			Y	Absent		PA-8260(14)
L2641559-01B1	Vial HCl preserved	NA	NA			Y	Absent		PA-8260(14)
L2641559-01B2	Vial HCl preserved	NA	NA			Y	Absent		PA-8260(14)
L2641559-01C	Vial HCl preserved	NA	NA			Y	Absent		PA-8260(14)
L2641559-01C1	Vial HCl preserved	NA	NA			Y	Absent		PA-8260(14)
L2641559-01C2	Vial HCl preserved	NA	NA			Y	Absent		PA-8260(14)
L2641559-01D	Vial Na2S2O3 preserved	NA	NA			Y	Absent		8011(14)
L2641559-01D1	Vial Na2S2O3 preserved	NA	NA			Y	Absent		8011(14)
L2641559-01D2	Vial Na2S2O3 preserved	NA	NA			Y	Absent		8011(14)
L2641559-01E	Vial Na2S2O3 preserved	NA	NA			Y	Absent		8011(14)
L2641559-01E1	Vial Na2S2O3 preserved	NA	NA			Y	Absent		8011(14)
L2641559-01E2	Vial Na2S2O3 preserved	NA	NA			Y	Absent		8011(14)
L2641559-01F	Plastic 250ml HNO3 preserved	NA	<2	<2		Y	Absent		PB-6020S-PPB(180)
L2641559-01F1	Plastic 250ml HNO3 preserved	NA	<2	<2		Y	Absent		PB-6020S-PPB(180)
L2641559-01F2	Plastic 250ml HNO3 preserved	NA	<2	<2		Y	Absent		PB-6020S-PPB(180)
L2641559-02A	Vial HCl preserved	NA	NA			Y	Absent		PA-8260(14)
L2641559-02B	Vial HCl preserved	NA	NA			Y	Absent		PA-8260(14)
L2641559-02C	Vial HCl preserved	NA	NA			Y	Absent		PA-8260(14)
L2641559-02D	Vial Na2S2O3 preserved	NA	NA			Y	Absent		8011(14)
L2641559-02E	Vial Na2S2O3 preserved	NA	NA			Y	Absent		8011(14)

*Values in parentheses indicate holding time in days

Project Name: E-25060-RL-2530065
Project Number: 058161

Lab Number: L2641559
Report Date: 07/09/26

Container Information

Container ID	Container Type	Cooler	Initial pH	Final pH	Temp deg C	Pres	Seal	Frozen Date/Time	Analysis(*)
L2641559-02F	Plastic 250ml HNO3 preserved	NA	<2	<2		Y	Absent		PB-6020S-PPB(180)
L2641559-03A	Vial HCl preserved	NA	NA			Y	Absent		PA-8260(14)
L2641559-03B	Vial HCl preserved	NA	NA			Y	Absent		PA-8260(14)
L2641559-03C	Vial HCl preserved	NA	NA			Y	Absent		PA-8260(14)
L2641559-03D	Vial Na2S2O3 preserved	NA	NA			Y	Absent		8011(14)
L2641559-03E	Vial Na2S2O3 preserved	NA	NA			Y	Absent		8011(14)
L2641559-03F	Plastic 250ml HNO3 preserved	NA	<2	<2		Y	Absent		PB-6020S-PPB(180)
L2641559-04A	Vial HCl preserved	NA	NA			Y	Absent		PA-8260(14)
L2641559-04B	Vial HCl preserved	NA	NA			Y	Absent		PA-8260(14)
L2641559-04C	Vial HCl preserved	NA	NA			Y	Absent		PA-8260(14)
L2641559-04D	Vial Na2S2O3 preserved	NA	NA			Y	Absent		8011(14)
L2641559-04E	Vial Na2S2O3 preserved	NA	NA			Y	Absent		8011(14)
L2641559-04F	Plastic 250ml HNO3 preserved	NA	<2	<2		Y	Absent		PB-6020S-PPB(180)
L2641559-05A	Vial HCl preserved	NA	NA			Y	Absent		PA-8260(14)
L2641559-05B	Vial HCl preserved	NA	NA			Y	Absent		PA-8260(14)
L2641559-05C	Vial HCl preserved	NA	NA			Y	Absent		PA-8260(14)
L2641559-05D	Vial Na2S2O3 preserved	NA	NA			Y	Absent		8011(14)
L2641559-05E	Vial Na2S2O3 preserved	NA	NA			Y	Absent		8011(14)
L2641559-05F	Plastic 250ml HNO3 preserved	NA	<2	<2		Y	Absent		PB-6020S-PPB(180)

*Values in parentheses indicate holding time in days

Project Name: E-25060-RL-2530065 **Lab Number:** L2641559

Project Number: 058161 **Report Date:** 07/09/26

GLOSSARY

Acronyms

DL	- Detection Limit: This value represents the level to which target analyte concentrations are reported as estimated values, when those target analyte concentrations are quantified below the limit of quantitation (LOQ). The DL includes any adjustments from dilutions, concentrations or moisture content, where applicable. (DoD report formats only.)
EDL	- Estimated Detection Limit: This value represents the level to which target analyte concentrations are reported as estimated values, when those target analyte concentrations are quantified below the reporting limit (RL). The EDL includes any adjustments from dilutions, concentrations or moisture content, where applicable. The use of EDLs is specific to the analysis of PAHs using Solid-Phase Microextraction (SPME).
EMPC	- Estimated Maximum Possible Concentration: The concentration that results from the signal present at the retention time of an analyte when the ions meet all of the identification criteria except the ion abundance ratio criteria. An EMPC is a worst-case estimate of the concentration.
EPA	- Environmental Protection Agency.
LCS	- Laboratory Control Sample: A sample matrix, free from the analytes of interest, spiked with verified known amounts of analytes or a material containing known and verified amounts of analytes.
LCSD	- Laboratory Control Sample Duplicate: Refer to LCS.
LFB	- Laboratory Fortified Blank: A sample matrix, free from the analytes of interest, spiked with verified known amounts of analytes or a material containing known and verified amounts of analytes.
LOD	- Limit of Detection: This value represents the level to which a target analyte can reliably be detected for a specific analyte in a specific matrix by a specific method. The LOD includes any adjustments from dilutions, concentrations or moisture content, where applicable. (DoD report formats only.)
LOQ	- Limit of Quantitation: The value at which an instrument can accurately measure an analyte at a specific concentration. The LOQ includes any adjustments from dilutions, concentrations or moisture content, where applicable. (DoD report formats only.) Limit of Quantitation: The value at which an instrument can accurately measure an analyte at a specific concentration. The LOQ includes any adjustments from dilutions, concentrations or moisture content, where applicable. (DoD report formats only.)
MDL	- Method Detection Limit: This value represents the level to which target analyte concentrations are reported as estimated values, when those target analyte concentrations are quantified below the reporting limit (RL). The MDL includes any adjustments from dilutions, concentrations or moisture content, where applicable.
MS	- Matrix Spike Sample: A sample prepared by adding a known mass of target analyte to a specified amount of matrix sample for which an independent estimate of target analyte concentration is available. For Method 332.0, the spike recovery is calculated using the native concentration, including estimated values.
MSD	- Matrix Spike Sample Duplicate: Refer to MS.
NA	- Not Applicable.
NC	- Not Calculated: Term is utilized when one or more of the results utilized in the calculation are non-detect at the parameter's reporting unit.
NDPA/DPA	- N-Nitrosodiphenylamine/Diphenylamine.
NI	- Not Ignitable.
NP	- Non-Plastic: Term is utilized for the analysis of Atterberg Limits in soil.
NR	- No Results: Term is utilized when 'No Target Compounds Requested' is reported for the analysis of Volatile or Semivolatile Organic TIC only requests.
RL	- Reporting Limit: The value at which an instrument can accurately measure an analyte at a specific concentration. The RL includes any adjustments from dilutions, concentrations or moisture content, where applicable.
RPD	- Relative Percent Difference: The results from matrix and/or matrix spike duplicates are primarily designed to assess the precision of analytical results in a given matrix and are expressed as relative percent difference (RPD). Values which are less than five times the reporting limit for any individual parameter are evaluated by utilizing the absolute difference between the values; although the RPD value will be provided in the report.
SRM	- Standard Reference Material: A reference sample of a known or certified value that is of the same or similar matrix as the associated field samples.
STLP	- Semi-dynamic Tank Leaching Procedure per EPA Method 1315.
TEF	- Toxic Equivalency Factors: The values assigned to each dioxin and furan to evaluate their toxicity relative to 2,3,7,8-TCDD.
TEQ	- Toxic Equivalent: The measure of a sample's toxicity derived by multiplying each dioxin and furan by its corresponding TEF and then summing the resulting values.
TIC	- Tentatively Identified Compound: A compound that has been identified to be present and is not part of the target compound list (TCL) for the method and/or program. All TICs are qualitatively identified and reported as estimated concentrations.

Report Format: DU Report with 'J' Qualifiers

Project Name:	E-25060-RL-2530065	**Lab Number:**	L2641559
Project Number:	058161	**Report Date:**	07/09/26

Footnotes

1 - The reference for this analyte should be considered modified since this analyte is absent from the target analyte list of the original method.

Terms

Analytical Method: Both the document from which the method originates and the analytical reference method. (Example: EPA 8260B is shown as 1,8260B.) The codes for the reference method documents are provided in the References section of the Addendum.

Chlordane: The target compound Chlordane (CAS No. 57-74-9) is reported for GC ECD analyses. Per EPA,this compound "refers to a mixture of chlordane isomers, other chlorinated hydrocarbons and numerous other components." (Reference: USEPA Toxicological Review of Chlordane, In Support of Summary Information on the Integrated Risk Information System (IRIS), December 1997.)

Difference: With respect to Total Oxidizable Precursor (TOP) Assay analysis, the difference is defined as the Post-Treatment value minus the Pre-Treatment value.

Final pH: As it pertains to Sample Receipt & Container Information section of the report, Final pH reflects pH of container determined after adjustment at the laboratory, if applicable. If no adjustment required, value reflects Initial pH.

Frozen Date/Time: With respect to Volatile Organics in soil, Frozen Date/Time reflects the date/time at which associated Reagent Water-preserved vials were initially frozen. Note: If frozen date/time is beyond 48 hours from sample collection, value will be reflected in 'bold'.

Gasoline Range Organics (GRO): Gasoline Range Organics (GRO) results include all chromatographic peaks eluting from Methyl tert butyl ether through Naphthalene, with the exception of GRO analysis in support of State of Ohio programs, which includes all chromatographic peaks eluting from Hexane through Dodecane.

Initial pH: As it pertains to Sample Receipt & Container Information section of the report, Initial pH reflects pH of container determined upon receipt, if applicable.

PAH Total: With respect to Alkylated PAH analyses, the 'PAHs, Total' result is defined as the summation of results for all or a subset of the following compounds: Naphthalene, C1-C4 Naphthalenes, 2-Methylnaphthalene, 1-Methylnaphthalene, Biphenyl, Acenaphthylene, Acenaphthene, Fluorene, C1-C3 Fluorenes, Phenanthrene, C1-C4 Phenanthrenes/Anthracenes, Anthracene, Fluoranthene, Pyrene, C1-C4 Fluoranthenes/Pyrenes, Benz(a)anthracene, Chrysene, C1-C4 Chrysenes, Benzo(b)fluoranthene, Benzo(j)+(k)fluoranthene, Benzo(e)pyrene, Benzo(a)pyrene, Perylene, Indeno(1,2,3-cd)pyrene, Dibenz(ah)+(ac)anthracene, Benzo(g,h,i)perylene. If a 'Total' result is requested, the results of its individual components will also be reported.

PFAS Total: With respect to PFAS analyses, the 'PFAS, Total (5)' result is defined as the summation of results for: PFHpA, PFHxS, PFOA, PFNA and PFOS. In addition, the 'PFAS, Total (6)' result is defined as the summation of results for: PFHpA, PFHxS, PFOA, PFNA, PFDA and PFOS. For MassDEP DW compliance analysis only, the 'PFAS, Total (6)' result is defined as the summation of results at or above the RL. Note: If a 'Total' result is requested, the results of its individual components will also be reported.

Total: With respect to Organic analyses, a 'Total' result is defined as the summation of results for individual isomers or Aroclors. If a 'Total' result is requested, the results of its individual components will also be reported. This is applicable to 'Total' results for methods 8260, 8081 and 8082.

Data Qualifiers

A - Spectra identified as "Aldol Condensates" are byproducts of the extraction/concentration procedures when acetone is introduced in the process.

B - The analyte was detected above the reporting limit in the associated method blank. Flag only applies to associated field samples that have detectable concentrations of the analyte at less than ten times (10x) the concentration found in the blank. For MCP-related projects, flag only applies to associated field samples that have detectable concentrations of the analyte at less than ten times (10x) the concentration found in the blank. For DOD-related projects, flag only applies to associated field samples that have detectable concentrations of the analyte at less than ten times (10x) the concentration found in the blank AND the analyte was detected above one-half the reporting limit (or above the reporting limit for common lab contaminants) in the associated method blank. For NJ-Air-related projects, flag only applies to associated field samples that have detectable concentrations of the analyte above the reporting limit. For NJ-related projects (excluding Air), flag only applies to associated field samples that have detectable concentrations of the analyte, which was detected above the reporting limit in the associated method blank or above five times the reporting limit for common lab contaminants (Phthalates, Acetone, Methylene Chloride, 2-Butanone).

C - Co-elution: The target analyte co-elutes with a known lab standard (i.e. surrogate, internal standards, etc.) for co-extracted analyses.

D - Concentration of analyte was quantified from diluted analysis. Flag only applies to field samples that have detectable concentrations of the analyte.

E - Concentration of analyte exceeds the range of the calibration curve and/or linear range of the instrument.

F - The ratio of quantifier ion response to qualifier ion response falls outside of the laboratory criteria. Results are considered to be an estimated maximum concentration.

G - The concentration may be biased high due to matrix interferences (i.e, co-elution) with non-target compound(s). The result should be considered estimated.

H - The analysis of pH was performed beyond the regulatory-required holding time of 15 minutes from the time of sample collection.

I - The lower value for the two columns has been reported due to obvious interference.

J - Estimated value. The Target analyte concentration is below the quantitation limit (RL), but above the Method Detection Limit (MDL) or Estimated Detection Limit (EDL) for SPME-related analyses. This represents an estimated concentration for Tentatively Identified Compounds (TICs). For calculated parameters, this represents that one or more values used in the calculation were

Project Name:	E-25060-RL-2530065	**Lab Number:**	L2641559
Project Number:	058161	**Report Date:**	07/09/26

Data Qualifiers

estimated.

M - Reporting Limit (RL) exceeds the MCP CAM Reporting Limit for this analyte.

ND - Not detected at the method detection limit (MDL) for the sample, or estimated detection limit (EDL) for SPME-related analyses.

NJ - Presumptive evidence of compound. This represents an estimated concentration for Tentatively Identified Compounds (TICs), where the identification is based on a mass spectral library search.

P - The RPD between the results for the two columns exceeds the method-specified criteria.

Q - The quality control sample exceeds the associated acceptance criteria. For DOD-related projects, LCS and/or Continuing Calibration Standard exceedences are also qualified on all associated sample results. Note: This flag is not applicable for matrix spike recoveries when the sample concentration is greater than 4x the spike added or for batch duplicate RPD when the sample concentrations are less than 5x the RL. (Metals only.)

R - Analytical results are from sample re-analysis.

RE - Analytical results are from sample re-extraction.

S - Analytical results are from modified screening analysis.

V - The surrogate associated with this target analyte has a recovery outside the QC acceptance limits. (Applicable to MassDEP DW Compliance samples only.)

Z - The batch matrix spike and/or duplicate associated with this target analyte has a recovery/RPD outside the QC acceptance limits. (Applicable to MassDEP DW Compliance samples only.)

Project Name: E-25060-RL-2530065 **Lab Number:** L2641559
Project Number: 058161 **Report Date:** 07/09/26

REFERENCES

1 Test Methods for Evaluating Solid Waste: Physical/Chemical Methods. EPA SW-846. Third Edition. Updates I - VI, 2018.

LIMITATION OF LIABILITIES

Pace Analytical Services performs services with reasonable care and diligence normal to the analytical testing laboratory industry. In the event of an error, the sole and exclusive responsibility of Pace Analytical Services shall be to re-perform the work at it's own expense. In no event shall Pace Analytical Services be held liable for any incidental, consequential or special damages, including but not limited to, damages in any way connected with the use of, interpretation of, information or analysis provided by Pace Analytical Services.

We strongly urge our clients to comply with EPA protocol regarding sample volume, preservation, cooling, containers, sampling procedures, holding time and splitting of samples in the field.

ENV-FORM-WES2-0065 v03 Certificate/Approval Program Summary

Certification Information

The following analytes are not included in our Primary NELAP Scope of Accreditation:

PAS-WES2 Westborough Facility – 8 Walkup Dr. Westborough, MA 01581
EPA 8260D: NPW: 1,2,4,5-Tetramethylbenzene; 4-Ethyltoluene; SCM: Iodomethane (methyl iodide), 1,2,4,5-Tetramethylbenzene; 4-Ethyltoluene.
EPA 8270E: NPW: Dimethylnaphthalene,1,4-Diphenylhydrazine, alpha-Terpineol, Azobenzene; SCM: Dimethylnaphthalene,1,4-Diphenylhydrazine.
SM4500: NPW: Amenable Cyanide; SCM: Total Phosphorus, TKN, NO2, NO3.

PAS-MANS Mansfield Facility – 320 Forbes Blvd. Mansfield, MA 02048
SM 2540D: TSS.
Biological Tissue Matrix: EPA 3050B

PAS-MAN1 Mansfield Facility – 120 Forbes Blvd. Mansfield, MA 02048
EPA TO-15: Halothane, 2,4,4-Trimethyl-2-pentene, 2,4,4-Trimethyl-1-pentene, Thiophene, 2-Methylthiophene, 3-Methylthiophene, 2-Ethylthiophene, 1,2,3-Trimethylbenzene, Indan, Indene, 1,2,4,5-Tetramethylbenzene, Benzothiophene, 1-Methylnaphthalene.
MADEP-APH.

PAS-ELON East Longmeadow Facility – 39 Spruce Street East Longmeadow, MA 01028
EPA 524.2: 1,3,5-Trichlorobenzene, m/p-Xylene, o-xylene.
EPA 625.1: 1,2-Dichlorobenzene, 1,3-Dichlorobenzene, 1,4-Dichlorobenzene, N-Nitrosodiphenylamine**.**
EPA 8081B NPW and SCM: Alachlor, Endrin Ketone, Hexachlorobenzene.
EPA 8260D NPW: Tetrahydrofuran, 1,3,5-Trichlorobenzene; **SCM:** TAME, TBEE, Diethyl ether, DIPE, Tetrahydrofuran. 1,3,5-Trichlorobenzene, Freon-113**.**
EPA 8270E: NPW: Carbazole, 1-Methylnaphthalene, Pentachloronitrobenzene; **SCM:** Carbazole, 1-Methylnaphthalene**.**
EPA TO-13: Air: Benzo(e)pyrene, 1-Methylnaphthalene, 2-Methylnaphthalene, Perylene.
EPA TO-4A Pesticide Air: delta-BHC, Endosulfan I, Endosulfan II, Endosulfan Sulfate, Endrin, Endrin Aldehyde, Endrin Ketone, Hexachlorobenzene, Methoxychlor.
SM4500: NPW: Amenable Cyanide; **SCM:** Total Phosphorus, TKN, NH3, NECi: NO2, NO3, ASTMD516**.**

The following test method is not included in our New Jersey Secondary NELAP Scope of Accreditation:

PAS-MANS Mansfield Facility – 320 Forbes Blvd. Mansfield, MA 02048
Determination of Selected Perfluorinated Alkyl Substances by Solid Phase Extraction and Liquid Chromatography/Tandem Mass Spectrometry Isotope Dilution (via Alpha SOP 23528)

The following analytes are included in our Massachusetts DEP Scope of Accreditation:

PAS-WES2 Westborough Facility – 8 Walkup Dr. Westborough, MA 01581

Drinking Water
EPA 300.0: Chloride, Nitrate-N, Fluoride, Sulfate; **EPA 353.2**: Nitrate-N, Nitrite-N; **SM4500NO3-F**: Nitrate-N, Nitrite-N; **SM4500F-C, SM4500CN-CE, EPA 180.1, SM2130B, SM4500Cl-D, SM2320B, SM2540C, SM4500H-B, SM4500NO2-B**
EPA 504.1: EDB, DBCP.
Microbiology: **SM9215B; SM9223-P/A, SM9223B-Colilert-QT,**.

Non-Potable Water
SM4500H,B, EPA 120.1, SM2510B, SM2540C, SM2320B, SM4500CL-E, SM4500F-BC, SM4500NH3-BH: Ammonia-N and Kjeldahl-N, **EPA 350.1**: Ammonia-N, **LACHAT 10-107-06-1-B**: Ammonia-N, **EPA 351.1, SM4500NO3-F, EPA 353.2**: Nitrate-N**, SM4500P-E, SM4500P-B, E, SM4500SO4-E, SM5220D, EPA 410.4, SM5210B, SM4500CL-G, EPA 1664, EPA 420.1, SM4500-CN-CE, SM2540D, EPA 300: Chloride, Sulfate, Nitrate.**
Microbiology: **SM9223B-Colilert-QT; Enterolert-QT.**

PAS-MANS Mansfield Facility – 320 Forbes Blvd. Mansfield, MA 02048

Drinking Water
EPA 200.7: Al, Ba, Cd, Cr, Cu, Fe, Mn, Ni, Na, Ag, Ca, Zn. **EPA 200.8:** Al, Sb, As, Ba, Be, Cd, Cr, Cu, Pb, Mn, Ni, Se, Ag, TL, Zn. **EPA 245.1** Hg.
EPA 522, EPA 537.1.

Non-Potable Water
EPA 200.7: Al, Sb, As, Be, Cd, Ca, Cr, Co, Cu, Fe, Pb, Mg, Mn, Mo, Ni, K, Se, Ag, Na, Sr, TL, Ti, V, Zn.
EPA 200.8: Al, Sb**,** As, Be, Cd, Ca, Cr, Cu, Fe, Pb, Mg, Mn, Ni, K, Se, Ag, Na, TL, Zn.
EPA 245.1: Hg. **EPA 245.7:** Hg.
SM2340B

ENV-FORM-WES2-0065 v03 Certificate/Approval Program Summary

PAS-ELON East Longmeadow Facility – 39 Spruce Street East Longmeadow, MA 01028

Drinking Water
EPA 300.0: NO3, NO2, Fl, Cl, SO4. **NECI Reductase**: NO3, NO2.
SM4500F-C, SM4500Cl-B, SM4500CN-C,E, EPA 180.1, SM2320B, SM 2540C, SM4500H-B, SM4500SO4-E.
EPA 537.1; EPA 524.2: THMs and VOCs; **EPA 504.1:** EDB, DBCP.
Microbiology: SM9223-P/A: TC/EC; SM9223B-Colilert-enumeration: TC/EC; HPC-Simplate.

Non-Potable Water
SM4500H-B, SM2510B, SM2540C, SM2320B, SM4500Cl-B, SM4500NH3-B, C, EPA 350.1, NECi: NO3, **SM4500NH3-B, C: TKN, SM4500P-E: Ortho Phosphate, SM4500P-B, E: Total Phosphorus, EPA 410.4, SM5210B, SM5310C, SM4500CN-C, E, SM2540D, SM4500Cl-G, SM4500SO4-E, EPA 1664, EPA 420.1, EPA 300.0:** Cl, SO4, NO3.
EPA 624.1: Volatile Halocarbons, Volatile Aromatics.
EPA 608.3: Chlordane, Toxaphene, Aldrin, Alpha-BHC, Beta-BHC, Gamma-BHC, Delta-BHC, Dieldrin, DDD, DDE, DDT, Endosulfan I, Endosulfan II, Endosulfan Sulfate, Endrin, Endrin Aldehyde, Heptachlor, Heptachlor Epoxide, PCBs.
EPA 625.1: SVOC-Acid Extractables and Base/Neutrals
Microbiology: SM9223B-Colilert: E. coli (Ambient and Wastewater), **SM9223B-Colilert-18:** Fecal Coliform (Wastewater).

Certification IDs:

PAS-WES2 Westborough Facility – 8 Walkup Dr. Westborough, MA 01581
CT PH-0826, IL 200077, IN C-MA-03, KY KY98045, ME MA00086, MD 348, MA M-MA086, NH 2064, NJ MA935, NY 11148, NC (NPW/SCM) 666, OR MA-1316, PA 68-03671, RI LAO00065, TX T104704476, VT VT-0935, VA 460195.

PAS-MANS Mansfield Facility – 320 Forbes Blvd. Mansfield, MA 02048
ANAB/DoD L2474, CA 3117, CO MA00030, CT PH-0825, IL 200081, IN C-MA-04, KY KY98046, LA 85084, ME MA00030, MD 350, MA M-MA00030, MI 9110, MN 025-999-495, NV MA00030, NH 2062, NJ MA015, NY 11627, NC (NPW/SCM) 685, OR MA-0262, PA 68-02089, RI LAO00299, TX T-104704419, UT MA00030, VT VT-0015, VA 460194, WA C954.

PAS-MAN1 Mansfield Air Lab Facility – 120 Forbes Blvd. Mansfield, MA 02048
ANAB/DoD L2474, LA 245052, ME MA01156, MN 025-999-498, NH 2249, NJ MA025, NY 12191, OR 4203, TX T104704583, VA 460311, WA C1104.

PAS-ELON East Longmeadow Facility – 39 Spruce St. East Longmeadow, MA 01028
CT PH-0821, ME MA00100, MI 9100, NC (DENR) 652, NC (DW) 25703, MA M-MA100, NH (Secondary) 2516, NH (Primary) 2557, NJ MA007, NY 10899, PA 68-05812, RI LAO00373, VA 460217, VT-255716, WV DEP 419, WV-DW 9979C, LA 05130, LA-DW LA042, MD-DW 373, OH 87781.

For a complete listing of analytes and methods, please contact your Project Manager.

Pace

CHAIN OF CUSTODY

PAGE 1 OF 1

Date Rec'd in Lab: 7/02/26

L2641559

WESTBORO, MA TEL: 508-898-9220 FAX: 508-898-9193
MANSFIELD, MA TEL: 508-822-9300 FAX: 508-822-3288

Client Information

Client: Sunoco Pipeline(SPLP)
Address: 100 Green St
Marcus Hook, PA
Phone: 610-859-6297
Fax:
Email: bradford.fish@energytransfer.com
☐ These samples have been previously analyzed by Pace

Project Information

Project Name: E-25060-RL-2530065
Project Location: Washington Crossing, PA
Project #: 058161
Project Manager: Mark Schaeffer
Pace Quote #:

Turn-Around Time

☐ Standard ☒ RUSH (only confirmed if pre-approved)
Date Due: 5-day TAT Time:

Report Information - Data Deliverables

☐ FAX ☐ EMAIL
☐ ADEx ☐ Add'l Deliverables

Billing Information

☐ Same as Client info PO #:

Regulatory Requirements/Report Limits

State /Fed Program | Criteria

Other Project Specific Requirements/Comments/Detection Limits:
Data Package: Level IV including CTEH & Environemental Standards EDDs; Bill to SPLP; VOC8260 list – benzene, toluene, ethylbenzene, total xylenes, methyl tert-butyl ether (MTBE), naphthalene, isopropylbenzene, 1,3,5-trimethylbenzene, 1,2,4-trimethylbenzene, 1,2-dichloroethane (EDC)

SAMPLE HANDLING
Filtration ☒ Done ☐ Not needed ☐ Lab to do
Preservation ☐ Lab to do (Please specify below)

Pace Lab ID (Lab Use Only)	Sample ID	Collection Date	Collection Time	Sample Matrix	Sampler's Initials	VOCs- USEPA 8260C	EDB- USEPA 8011	Lead(dissolved)- USEPA 6020B	Sample Specific Comments	TOTAL # BOTTLES
41559-01	UMPA260629WELLE	6/29/26	1000	GW	GH	X	X	X		6
02	UMPA260629WELLEMS	6/29/26	1001	GW	GH	X	X	X	Matrix Spike	6
03	UMPA260629WELLEMSD	6/29/26	1002	GW	GH	X	X	X	Matrix Spike Duplicate	6
04	UMPA260629MW20D	6/29/26	1330	GW	GH	X	X	X		6
05	UMPA260629WELLD	6/29/26	1615	GW	AA	X	X	X		6
06	UMPA260629MW19D	6/29/26	1300	GW	AA	X	X	X		6
07	UMPA260629DUP01	6/29/26	--	GW	AA	X	X	X	Field Duplicate	6
										6

Container Type	V	V	P
Preservative	B	H	C

Relinquished By:	Date/Time	Received By:	Date/Time
Anton Adams Anton Adams Stanice	7/1/26 1520	D. Robinson PACE	7/1/26 1520
D Rob PACE	7/1/26	Anthony Green	JUL 01 2026 2300
Anthony Green		AL	7-2 0130
AL 7-2 0300		Matt Bianchi	7/2/26 3:00

Please print clearly, legibly and completely. Samples can not be logged in and turnaround time clock will not start until any ambiguities are resolved. All samples submitted are subject to Pace's Terms and Conditions. See reverse side.

FORM NO 01-01 (rev. 25-FEB-25)

Sample Delivery Group Summary

Pace Job Number : L2641559

Received : 01-JUL-2026
Reviewer : Monique Irving

Account Name : Stantec, Inc.
Project Number : 058161
Project Name : E-25060-RL-2530065

Delivery Information

Samples Delivered By : Pace Courier

Chain of Custody : Present

Cooler Information

Cooler	Seal/Seal#	Preservation	Temperature(°C)	Additional Information
A	Absent/	Ice	5.1	

Condition Information

1) All samples on COC received?	**YES**
2) Extra samples received?	**NO**
3) Are there any sample container discrepancies?	**NO**
4) Are there any discrepancies between COC & sample labels?	**NO**
5) Are samples in appropriate containers for requested analysis?	**YES**
6) Are samples properly preserved for requested analysis?	**YES**
7) Are samples within holding time for requested analysis?	**YES**
8) All sampling equipment returned?	**NA**

Volatile Organics/VPH

1) Reagent Water Vials Frozen by Client?	**NO**

ANALYTICAL REPORT

Lab Number:	L2641567
Client:	Stantec, Inc. 1060 Andrew Drive Suite 140 West Chester, PA 19380
ATTN:	Mark Schaeffer
Phone:	(610) 407-7943
Project Name:	E-25060-RL-2530065
Project Number:	058161
Report Date:	07/09/26

The original project report/data package is held by Pace Analytical Services. This report/data package is paginated and should be reproduced only in its entirety. Pace Analytical Services holds no responsibility for results and/or data that are not consistent with the original.

Eight Walkup Drive, Westborough, MA 01581-1019
508-898-9220 (Fax) 508-898-9193 800-624-9220 - www.alphalab.com

Project Name: E-25060-RL-2530065
Project Number: 058161

Lab Number: L2641567
Report Date: 07/09/26

Lab Sample ID	Client ID	Matrix	Sample Location	Collection Date/Time	Receive Date
L2641567-01	UMPA260629EB	WATER	WASHINGTON CROSSING, PA	06/29/26 16:40	07/01/26

Project Name:	E-25060-RL-2530065	**Lab Number:**	L2641567
Project Number:	058161	**Report Date:**	07/09/26

Case Narrative

The samples were received in accordance with the Chain of Custody and no significant deviations were encountered during the preparation or analysis unless otherwise noted. Sample Receipt, Container Information, and the Chain of Custody are located at the back of the report.

Results contained within this report relate only to the samples submitted under this Pace Lab Number and meet NELAP requirements for all NELAP accredited parameters unless otherwise noted in the following narrative. The data presented in this report is organized by parameter (i.e. VOC, SVOC, etc.). Sample specific Quality Control data (i.e. Surrogate Spike Recovery) is reported at the end of the target analyte list for each individual sample, followed by the Laboratory Batch Quality Control at the end of each parameter. Tentatively Identified Compounds (TICs), if requested, are reported for compounds identified to be present and are not part of the method/program Target Compound List, even if only a subset of the TCL are being reported. If a sample was re-analyzed or re-extracted due to a required quality control corrective action and if both sets of data are reported, the Laboratory ID of the re-analysis or re-extraction is designated with an "R" or "RE", respectively.

When multiple Batch Quality Control elements are reported (e.g. more than one LCS), the associated samples for each element are noted in the grey shaded header line of each data table. Any Laboratory Batch, Sample Specific % recovery or RPD value that is outside the listed Acceptance Criteria is bolded in the report. In reference to questions H (CAM) or 4 (RCP) when "NO" is checked, the performance criteria for CAM and RCP methods allow for some quality control failures to occur and still be within method compliance. In these instances, the specific failure is not narrated but noted in the associated QC Outlier Summary Report, located directly after the Case Narrative. QC information is also incorporated in the Data Usability Assessment table (Format 11) of our Data Merger tool, where it can be reviewed in conjunction with the sample result, associated regulatory criteria and any associated data usability implications.

Soil/sediments and solids are reported on a dry weight basis unless otherwise noted. Tissues are reported "as received" or on a wet weight basis, unless otherwise noted. Definitions of all data qualifiers and acronyms used in this report are provided in the Glossary located at the back of the report.

HOLD POLICY - For samples submitted on hold, Pace's policy is to hold samples (with the exception of Air canisters) free of charge for 21 calendar days from the date the project is completed. After 21 calendar days, we will dispose of all samples submitted including those put on hold unless you have contacted your Pace Project Manager and made arrangements for Pace to continue to hold the samples. Air canisters will be disposed after 3 business days from the date the project is completed.

Please contact Project Management at 800-624-9220 with any questions.

Project Name:	E-25060-RL-2530065	**Lab Number:**	L2641567
Project Number:	058161	**Report Date:**	07/09/26

Case Narrative (continued)

Report Submission

All non-detect (ND) or estimated concentrations (J-qualified) have been quantitated to the limit noted in the MDL column.

I, the undersigned, attest under the pains and penalties of perjury that, to the best of my knowledge and belief and based upon my personal inquiry of those responsible for providing the information contained in this analytical report, such information is accurate and complete. This certificate of analysis is not complete unless this page accompanies any and all pages of this report.

Authorized Signature: Caitlin Walukevich

Title: Technical Director/Representative

Date: 07/09/26

QC OUTLIER SUMMARY REPORT

Project Name: E-25060-RL-2530065

Project Number: 058161

Lab Number: L2641567

Report Date: 07/09/26

Method	Client ID (Native ID)	Lab ID	Parameter	QC Type	Recovery/RPD (%)	QC Limits (%)	Associated Samples	Data Quality Assessment

There are no QC Outliers associated with this report.

ORGANICS

VOLATILES

Project Name: E-25060-RL-2530065 **Lab Number:** L2641567

Project Number: 058161 **Report Date:** 07/09/26

SAMPLE RESULTS

Lab ID: L2641567-01
Client ID: UMPA260629EB
Sample Location: WASHINGTON CROSSING, PA

Date Collected: 06/29/26 16:40
Date Received: 07/01/26
Field Prep: Refer to COC

Sample Depth:
Matrix: Water
Analytical Method: 1,8011
Analytical Date: 07/08/26 00:27
Analyst: HNY

Extraction Method: EPA 8011
Extraction Date: 07/07/26 20:59

Parameter	Result	Qualifier	Units	RL	MDL	Dilution Factor	Column
Microextractables by GC - Westborough Lab							
1,2-Dibromoethane	ND		ug/l	0.010	0.005	1	A

Project Name: E-25060-RL-2530065 **Lab Number:** L2641567

Project Number: 058161 **Report Date:** 07/09/26

SAMPLE RESULTS

Lab ID: L2641567-01 Date Collected: 06/29/26 16:40

Client ID: UMPA260629EB Date Received: 07/01/26

Sample Location: WASHINGTON CROSSING, PA Field Prep: Refer to COC

Sample Depth:

Matrix: Water

Analytical Method: 1,8260D

Analytical Date: 07/05/26 02:55

Analyst: BAD

Parameter	Result	Qualifier	Units	RL	MDL	Dilution Factor
Volatile Organics by GC/MS - Westborough Lab						
Methyl tert butyl ether	ND		ug/l	1.0	0.17	1
Benzene	ND		ug/l	0.50	0.16	1
1,2-Dichloroethane	ND		ug/l	0.50	0.13	1
Toluene	ND		ug/l	0.75	0.20	1
Ethylbenzene	ND		ug/l	0.50	0.17	1
p/m-Xylene	ND		ug/l	1.0	0.33	1
o-Xylene	ND		ug/l	1.0	0.39	1
Xylenes, Total	ND		ug/l	1.0	0.33	1
Isopropylbenzene	ND		ug/l	0.50	0.19	1
1,3,5-Trimethylbenzene	ND		ug/l	2.5	0.22	1
1,2,4-Trimethylbenzene	ND		ug/l	2.5	0.19	1
Naphthalene	ND		ug/l	1.0	0.22	1

Surrogate	% Recovery	Qualifier	Acceptance Criteria
1,2-Dichloroethane-d4	105		70-130
Toluene-d8	99		70-130
4-Bromofluorobenzene	90		70-130
Dibromofluoromethane	117		70-130

Project Name: E-25060-RL-2530065 **Lab Number:** L2641567

Project Number: 058161 **Report Date:** 07/09/26

Method Blank Analysis
Batch Quality Control

Analytical Method: 1,8260D
Analytical Date: 07/05/26 00:19
Analyst: MJV

Parameter	Result	Qualifier	Units	RL	MDL
Volatile Organics by GC/MS - Westborough Lab for sample(s): 01 Batch: WG2238065-5					
Methyl tert butyl ether	ND		ug/l	1.0	0.17
Benzene	ND		ug/l	0.50	0.16
1,2-Dichloroethane	ND		ug/l	0.50	0.13
Toluene	ND		ug/l	0.75	0.20
Ethylbenzene	ND		ug/l	0.50	0.17
p/m-Xylene	ND		ug/l	1.0	0.33
o-Xylene	ND		ug/l	1.0	0.39
Xylenes, Total	ND		ug/l	1.0	0.33
Isopropylbenzene	ND		ug/l	0.50	0.19
1,3,5-Trimethylbenzene	ND		ug/l	2.5	0.22
1,2,4-Trimethylbenzene	ND		ug/l	2.5	0.19
Naphthalene	ND		ug/l	1.0	0.22

Surrogate	%Recovery	Qualifier	Acceptance Criteria
1,2-Dichloroethane-d4	103		70-130
Toluene-d8	99		70-130
4-Bromofluorobenzene	93		70-130
Dibromofluoromethane	110		70-130

Project Name: E-25060-RL-2530065 **Lab Number:** L2641567

Project Number: 058161 **Report Date:** 07/09/26

Method Blank Analysis
Batch Quality Control

Analytical Method: 1,8011
Analytical Date: 07/07/26 22:29
Analyst: HNY

Extraction Method: EPA 8011
Extraction Date: 07/07/26 20:59

Parameter	Result	Qualifier	Units	RL	MDL	
Microextractables by GC - Westborough Lab for sample(s): 01 Batch: WG2238388-1						
1,2-Dibromoethane	ND		ug/l	0.010	0.005	A

Lab Control Sample Analysis
Batch Quality Control

Project Name: E-25060-RL-2530065
Project Number: 058161
Lab Number: L2641567
Report Date: 07/09/26

Parameter	LCS %Recovery	Qual	LCSD %Recovery	Qual	%Recovery Limits	RPD	Qual	RPD Limits
Volatile Organics by GC/MS - Westborough Lab Associated sample(s): 01 Batch: WG2238065-3 WG2238065-4								
Methyl tert butyl ether	93		90		63-130	3		20
Benzene	100		100		70-130	0		20
1,2-Dichloroethane	95		92		70-130	3		20
Toluene	99		96		70-130	3		20
Ethylbenzene	100		100		70-130	0		20
p/m-Xylene	100		100		70-130	0		20
o-Xylene	100		95		70-130	5		20
Isopropylbenzene	100		98		70-130	2		20
1,3,5-Trimethylbenzene	100		98		64-130	2		20
1,2,4-Trimethylbenzene	100		97		70-130	3		20
Naphthalene	92		90		70-130	2		20

Surrogate	LCS %Recovery	Qual	LCSD %Recovery	Qual	Acceptance Criteria
1,2-Dichloroethane-d4	98		96		70-130
Toluene-d8	100		99		70-130
4-Bromofluorobenzene	100		99		70-130
Dibromofluoromethane	102		102		70-130

Lab Control Sample Analysis
Batch Quality Control

Project Name: E-25060-RL-2530065
Project Number: 058161

Lab Number: L2641567
Report Date: 07/09/26

Parameter	LCS %Recovery	Qual	LCSD %Recovery	Qual	%Recovery Limits	RPD	Qual	RPD Limits	Column
Microextractables by GC - Westborough Lab Associated sample(s): 01 Batch: WG2238388-2									
1,2-Dibromoethane	104		-		60-140	-			A

METALS

Project Name: E-25060-RL-2530065 **Lab Number:** L2641567

Project Number: 058161 **Report Date:** 07/09/26

SAMPLE RESULTS

Lab ID: L2641567-01 Date Collected: 06/29/26 16:40

Client ID: UMPA260629EB Date Received: 07/01/26

Sample Location: WASHINGTON CROSSING, PA Field Prep: Refer to COC

Sample Depth:

Matrix: Water

Parameter	Result	Qualifier	Units	RL	MDL	Dilution Factor	Date Prepared	Date Analyzed	Prep Method	Analytical Method	Analyst
Dissolved Metals - Mansfield Lab											
Lead, Dissolved	ND		ug/l	1.000	0.3430	1	07/07/26 13:01	07/08/26 13:14	EPA 3005A	1,6020B	DHL

Project Name: E-25060-RL-2530065 **Lab Number:** L2641567

Project Number: 058161 **Report Date:** 07/09/26

Method Blank Analysis
Batch Quality Control

Parameter	Result	Qualifier	Units	RL	MDL	Dilution Factor	Date Prepared	Date Analyzed	Analytical Method	Analyst
Dissolved Metals - Mansfield Lab for sample(s): 01 Batch: WG2238153-1										
Lead, Dissolved	ND		ug/l	1.000	0.3430	1	07/07/26 13:01	07/08/26 11:57	1,6020B	DHL

Prep Information

Digestion Method: EPA 3005A

Lab Control Sample Analysis
Batch Quality Control

Project Name: E-25060-RL-2530065
Project Number: 058161
Lab Number: L2641567
Report Date: 07/09/26

Parameter	LCS %Recovery	Qual	LCSD %Recovery	Qual	%Recovery Limits	RPD	Qual	RPD Limits
Dissolved Metals - Mansfield Lab Associated sample(s): 01 Batch: WG2238153-2								
Lead, Dissolved	100		-		80-120	-		

Matrix Spike Analysis
Batch Quality Control

Project Name: E-25060-RL-2530065
Project Number: 058161

Lab Number: L2641567
Report Date: 07/09/26

Parameter	Native Sample	MS Added	MS Found	MS %Recovery	Qual	MSD Found	MSD %Recovery	Qual	Recovery Limits	RPD	Qual	RPD Limits
Dissolved Metals - Mansfield Lab Associated sample(s): 01 QC Batch ID: WG2238153-3 WG2238153-4 QC Sample: L2641210-04 Client ID: MS Sample												
Lead, Dissolved	ND	530	514.4	97		525.6	99		75-125	2		20

Project Name: E-25060-RL-2530065
Project Number: 058161

Lab Number: L2641567
Report Date: 07/09/26

Sample Receipt and Container Information

Were project specific reporting limits specified? YES

Cooler Information

Cooler	Custody Seal
A	Absent

Container Information

Container ID	Container Type	Cooler	Initial pH	Final pH	Temp deg C	Pres	Seal	Frozen Date/Time	Analysis(*)
L2641567-01A	Vial HCl preserved	NA	NA			Y	Absent		PA-8260(14)
L2641567-01B	Vial HCl preserved	NA	NA			Y	Absent		PA-8260(14)
L2641567-01C	Vial HCl preserved	NA	NA			Y	Absent		PA-8260(14)
L2641567-01D	Vial Na2S2O3 preserved	NA	NA			Y	Absent		8011(14)
L2641567-01E	Vial Na2S2O3 preserved	NA	NA			Y	Absent		8011(14)
L2641567-01F	Plastic 250ml HNO3 preserved	NA	<2	<2		Y	Absent		PB-6020S-PPB(180)

*Values in parentheses indicate holding time in days

Project Name: E-25060-RL-2530065 **Lab Number:** L2641567

Project Number: 058161 **Report Date:** 07/09/26

GLOSSARY

Acronyms

DL	- Detection Limit: This value represents the level to which target analyte concentrations are reported as estimated values, when those target analyte concentrations are quantified below the limit of quantitation (LOQ). The DL includes any adjustments from dilutions, concentrations or moisture content, where applicable. (DoD report formats only.)
EDL	- Estimated Detection Limit: This value represents the level to which target analyte concentrations are reported as estimated values, when those target analyte concentrations are quantified below the reporting limit (RL). The EDL includes any adjustments from dilutions, concentrations or moisture content, where applicable. The use of EDLs is specific to the analysis of PAHs using Solid-Phase Microextraction (SPME).
EMPC	- Estimated Maximum Possible Concentration: The concentration that results from the signal present at the retention time of an analyte when the ions meet all of the identification criteria except the ion abundance ratio criteria. An EMPC is a worst-case estimate of the concentration.
EPA	- Environmental Protection Agency.
LCS	- Laboratory Control Sample: A sample matrix, free from the analytes of interest, spiked with verified known amounts of analytes or a material containing known and verified amounts of analytes.
LCSD	- Laboratory Control Sample Duplicate: Refer to LCS.
LFB	- Laboratory Fortified Blank: A sample matrix, free from the analytes of interest, spiked with verified known amounts of analytes or a material containing known and verified amounts of analytes.
LOD	- Limit of Detection: This value represents the level to which a target analyte can reliably be detected for a specific analyte in a specific matrix by a specific method. The LOD includes any adjustments from dilutions, concentrations or moisture content, where applicable. (DoD report formats only.)
LOQ	- Limit of Quantitation: The value at which an instrument can accurately measure an analyte at a specific concentration. The LOQ includes any adjustments from dilutions, concentrations or moisture content, where applicable. (DoD report formats only.) Limit of Quantitation: The value at which an instrument can accurately measure an analyte at a specific concentration. The LOQ includes any adjustments from dilutions, concentrations or moisture content, where applicable. (DoD report formats only.)
MDL	- Method Detection Limit: This value represents the level to which target analyte concentrations are reported as estimated values, when those target analyte concentrations are quantified below the reporting limit (RL). The MDL includes any adjustments from dilutions, concentrations or moisture content, where applicable.
MS	- Matrix Spike Sample: A sample prepared by adding a known mass of target analyte to a specified amount of matrix sample for which an independent estimate of target analyte concentration is available. For Method 332.0, the spike recovery is calculated using the native concentration, including estimated values.
MSD	- Matrix Spike Sample Duplicate: Refer to MS.
NA	- Not Applicable.
NC	- Not Calculated: Term is utilized when one or more of the results utilized in the calculation are non-detect at the parameter's reporting unit.
NDPA/DPA	- N-Nitrosodiphenylamine/Diphenylamine.
NI	- Not Ignitable.
NP	- Non-Plastic: Term is utilized for the analysis of Atterberg Limits in soil.
NR	- No Results: Term is utilized when 'No Target Compounds Requested' is reported for the analysis of Volatile or Semivolatile Organic TIC only requests.
RL	- Reporting Limit: The value at which an instrument can accurately measure an analyte at a specific concentration. The RL includes any adjustments from dilutions, concentrations or moisture content, where applicable.
RPD	- Relative Percent Difference: The results from matrix and/or matrix spike duplicates are primarily designed to assess the precision of analytical results in a given matrix and are expressed as relative percent difference (RPD). Values which are less than five times the reporting limit for any individual parameter are evaluated by utilizing the absolute difference between the values; although the RPD value will be provided in the report.
SRM	- Standard Reference Material: A reference sample of a known or certified value that is of the same or similar matrix as the associated field samples.
STLP	- Semi-dynamic Tank Leaching Procedure per EPA Method 1315.
TEF	- Toxic Equivalency Factors: The values assigned to each dioxin and furan to evaluate their toxicity relative to 2,3,7,8-TCDD.
TEQ	- Toxic Equivalent: The measure of a sample's toxicity derived by multiplying each dioxin and furan by its corresponding TEF and then summing the resulting values.
TIC	- Tentatively Identified Compound: A compound that has been identified to be present and is not part of the target compound list (TCL) for the method and/or program. All TICs are qualitatively identified and reported as estimated concentrations.

Report Format: DU Report with 'J' Qualifiers

Project Name:	E-25060-RL-2530065	**Lab Number:**	L2641567
Project Number:	058161	**Report Date:**	07/09/26

Footnotes

1 - The reference for this analyte should be considered modified since this analyte is absent from the target analyte list of the original method.

Terms

Analytical Method: Both the document from which the method originates and the analytical reference method. (Example: EPA 8260B is shown as 1,8260B.) The codes for the reference method documents are provided in the References section of the Addendum.

Chlordane: The target compound Chlordane (CAS No. 57-74-9) is reported for GC ECD analyses. Per EPA,this compound "refers to a mixture of chlordane isomers, other chlorinated hydrocarbons and numerous other components." (Reference: USEPA Toxicological Review of Chlordane, In Support of Summary Information on the Integrated Risk Information System (IRIS), December 1997.)

Difference: With respect to Total Oxidizable Precursor (TOP) Assay analysis, the difference is defined as the Post-Treatment value minus the Pre-Treatment value.

Final pH: As it pertains to Sample Receipt & Container Information section of the report, Final pH reflects pH of container determined after adjustment at the laboratory, if applicable. If no adjustment required, value reflects Initial pH.

Frozen Date/Time: With respect to Volatile Organics in soil, Frozen Date/Time reflects the date/time at which associated Reagent Water-preserved vials were initially frozen. Note: If frozen date/time is beyond 48 hours from sample collection, value will be reflected in 'bold'.

Gasoline Range Organics (GRO): Gasoline Range Organics (GRO) results include all chromatographic peaks eluting from Methyl tert butyl ether through Naphthalene, with the exception of GRO analysis in support of State of Ohio programs, which includes all chromatographic peaks eluting from Hexane through Dodecane.

Initial pH: As it pertains to Sample Receipt & Container Information section of the report, Initial pH reflects pH of container determined upon receipt, if applicable.

PAH Total: With respect to Alkylated PAH analyses, the 'PAHs, Total' result is defined as the summation of results for all or a subset of the following compounds: Naphthalene, C1-C4 Naphthalenes, 2-Methylnaphthalene, 1-Methylnaphthalene, Biphenyl, Acenaphthylene, Acenaphthene, Fluorene, C1-C3 Fluorenes, Phenanthrene, C1-C4 Phenanthrenes/Anthracenes, Anthracene, Fluoranthene, Pyrene, C1-C4 Fluoranthenes/Pyrenes, Benz(a)anthracene, Chrysene, C1-C4 Chrysenes, Benzo(b)fluoranthene, Benzo(j)+(k)fluoranthene, Benzo(e)pyrene, Benzo(a)pyrene, Perylene, Indeno(1,2,3-cd)pyrene, Dibenz(ah)+(ac)anthracene, Benzo(g,h,i)perylene. If a 'Total' result is requested, the results of its individual components will also be reported.

PFAS Total: With respect to PFAS analyses, the 'PFAS, Total (5)' result is defined as the summation of results for: PFHpA, PFHxS, PFOA, PFNA and PFOS. In addition, the 'PFAS, Total (6)' result is defined as the summation of results for: PFHpA, PFHxS, PFOA, PFNA, PFDA and PFOS. For MassDEP DW compliance analysis only, the 'PFAS, Total (6)' result is defined as the summation of results at or above the RL. Note: If a 'Total' result is requested, the results of its individual components will also be reported.

Total: With respect to Organic analyses, a 'Total' result is defined as the summation of results for individual isomers or Aroclors. If a 'Total' result is requested, the results of its individual components will also be reported. This is applicable to 'Total' results for methods 8260, 8081 and 8082.

Data Qualifiers

A - Spectra identified as "Aldol Condensates" are byproducts of the extraction/concentration procedures when acetone is introduced in the process.

B - The analyte was detected above the reporting limit in the associated method blank. Flag only applies to associated field samples that have detectable concentrations of the analyte at less than ten times (10x) the concentration found in the blank. For MCP-related projects, flag only applies to associated field samples that have detectable concentrations of the analyte at less than ten times (10x) the concentration found in the blank. For DOD-related projects, flag only applies to associated field samples that have detectable concentrations of the analyte at less than ten times (10x) the concentration found in the blank AND the analyte was detected above one-half the reporting limit (or above the reporting limit for common lab contaminants) in the associated method blank. For NJ-Air-related projects, flag only applies to associated field samples that have detectable concentrations of the analyte above the reporting limit. For NJ-related projects (excluding Air), flag only applies to associated field samples that have detectable concentrations of the analyte, which was detected above the reporting limit in the associated method blank or above five times the reporting limit for common lab contaminants (Phthalates, Acetone, Methylene Chloride, 2-Butanone).

C - Co-elution: The target analyte co-elutes with a known lab standard (i.e. surrogate, internal standards, etc.) for co-extracted analyses.

D - Concentration of analyte was quantified from diluted analysis. Flag only applies to field samples that have detectable concentrations of the analyte.

E - Concentration of analyte exceeds the range of the calibration curve and/or linear range of the instrument.

F - The ratio of quantifier ion response to qualifier ion response falls outside of the laboratory criteria. Results are considered to be an estimated maximum concentration.

G - The concentration may be biased high due to matrix interferences (i.e, co-elution) with non-target compound(s). The result should be considered estimated.

H - The analysis of pH was performed beyond the regulatory-required holding time of 15 minutes from the time of sample collection.

I - The lower value for the two columns has been reported due to obvious interference.

J - Estimated value. The Target analyte concentration is below the quantitation limit (RL), but above the Method Detection Limit (MDL) or Estimated Detection Limit (EDL) for SPME-related analyses. This represents an estimated concentration for Tentatively Identified Compounds (TICs). For calculated parameters, this represents that one or more values used in the calculation were

Project Name:	E-25060-RL-2530065	**Lab Number:**	L2641567
Project Number:	058161	**Report Date:**	07/09/26

Data Qualifiers

estimated.

M - Reporting Limit (RL) exceeds the MCP CAM Reporting Limit for this analyte.

ND - Not detected at the method detection limit (MDL) for the sample, or estimated detection limit (EDL) for SPME-related analyses.

NJ - Presumptive evidence of compound. This represents an estimated concentration for Tentatively Identified Compounds (TICs), where the identification is based on a mass spectral library search.

P - The RPD between the results for the two columns exceeds the method-specified criteria.

Q - The quality control sample exceeds the associated acceptance criteria. For DOD-related projects, LCS and/or Continuing Calibration Standard exceedences are also qualified on all associated sample results. Note: This flag is not applicable for matrix spike recoveries when the sample concentration is greater than 4x the spike added or for batch duplicate RPD when the sample concentrations are less than 5x the RL. (Metals only.)

R - Analytical results are from sample re-analysis.

RE - Analytical results are from sample re-extraction.

S - Analytical results are from modified screening analysis.

V - The surrogate associated with this target analyte has a recovery outside the QC acceptance limits. (Applicable to MassDEP DW Compliance samples only.)

Z - The batch matrix spike and/or duplicate associated with this target analyte has a recovery/RPD outside the QC acceptance limits. (Applicable to MassDEP DW Compliance samples only.)

Project Name: E-25060-RL-2530065 **Lab Number:** L2641567

Project Number: 058161 **Report Date:** 07/09/26

REFERENCES

1 Test Methods for Evaluating Solid Waste: Physical/Chemical Methods. EPA SW-846. Third Edition. Updates I - VI, 2018.

LIMITATION OF LIABILITIES

Pace Analytical Services performs services with reasonable care and diligence normal to the analytical testing laboratory industry. In the event of an error, the sole and exclusive responsibility of Pace Analytical Services shall be to re-perform the work at it's own expense. In no event shall Pace Analytical Services be held liable for any incidental, consequential or special damages, including but not limited to, damages in any way connected with the use of, interpretation of, information or analysis provided by Pace Analytical Services.

We strongly urge our clients to comply with EPA protocol regarding sample volume, preservation, cooling, containers, sampling procedures, holding time and splitting of samples in the field.

ENV-FORM-WES2-0065 v03 Certificate/Approval Program Summary

Certification Information

The following analytes are not included in our Primary NELAP Scope of Accreditation:

PAS-WES2 Westborough Facility – 8 Walkup Dr. Westborough, MA 01581
EPA 8260D: NPW: 1,2,4,5-Tetramethylbenzene; 4-Ethyltoluene; SCM: Iodomethane (methyl iodide), 1,2,4,5-Tetramethylbenzene; 4-Ethyltoluene.
EPA 8270E: NPW: Dimethylnaphthalene,1,4-Diphenylhydrazine, alpha-Terpineol, Azobenzene; SCM: Dimethylnaphthalene,1,4-Diphenylhydrazine.
SM4500: NPW: Amenable Cyanide; SCM: Total Phosphorus, TKN, NO2, NO3.

PAS-MANS Mansfield Facility – 320 Forbes Blvd. Mansfield, MA 02048
SM 2540D: TSS.
Biological Tissue Matrix: EPA 3050B

PAS-MAN1 Mansfield Facility – 120 Forbes Blvd. Mansfield, MA 02048
EPA TO-15: Halothane, 2,4,4-Trimethyl-2-pentene, 2,4,4-Trimethyl-1-pentene, Thiophene, 2-Methylthiophene, 3-Methylthiophene, 2-Ethylthiophene, 1,2,3-Trimethylbenzene, Indan, Indene, 1,2,4,5-Tetramethylbenzene, Benzothiophene, 1-Methylnaphthalene.
MADEP-APH.

PAS-ELON East Longmeadow Facility – 39 Spruce Street East Longmeadow, MA 01028
EPA 524.2: 1,3,5-Trichlorobenzene, m/p-Xylene, o-xylene.
EPA 625.1: 1,2-Dichlorobenzene, 1,3-Dichlorobenzene, 1,4-Dichlorobenzene, N-Nitrosodiphenylamine**.**
EPA 8081B NPW and SCM: Alachlor, Endrin Ketone, Hexachlorobenzene.
EPA 8260D NPW: Tetrahydrofuran, 1,3,5-Trichlorobenzene; **SCM:** TAME, TBEE, Diethyl ether, DIPE, Tetrahydrofuran. 1,3,5-Trichlorobenzene, Freon-113**.**
EPA 8270E: NPW: Carbazole, 1-Methylnaphthalene, Pentachloronitrobenzene; **SCM:** Carbazole, 1-Methylnaphthalene**.**
EPA TO-13: Air: Benzo(e)pyrene, 1-Methylnaphthalene, 2-Methylnaphthalene, Perylene.
EPA TO-4A Pesticide Air: delta-BHC, Endosulfan I, Endosulfan II, Endosulfan Sulfate, Endrin, Endrin Aldehyde, Endrin Ketone, Hexachlorobenzene, Methoxychlor.
SM4500: NPW: Amenable Cyanide; **SCM:** Total Phosphorus, TKN, NH3, NECi: NO2, NO3, ASTMD516**.**

The following test method is not included in our New Jersey Secondary NELAP Scope of Accreditation:

PAS-MANS Mansfield Facility – 320 Forbes Blvd. Mansfield, MA 02048
Determination of Selected Perfluorinated Alkyl Substances by Solid Phase Extraction and Liquid Chromatography/Tandem Mass Spectrometry Isotope Dilution (via Alpha SOP 23528)

The following analytes are included in our Massachusetts DEP Scope of Accreditation:

PAS-WES2 Westborough Facility – 8 Walkup Dr. Westborough, MA 01581

Drinking Water
EPA 300.0: Chloride, Nitrate-N, Fluoride, Sulfate; **EPA 353.2**: Nitrate-N, Nitrite-N; **SM4500NO3-F**: Nitrate-N, Nitrite-N; **SM4500F-C, SM4500CN-CE, EPA 180.1, SM2130B, SM4500Cl-D, SM2320B, SM2540C, SM4500H-B, SM4500NO2-B**
EPA 504.1: EDB, DBCP.
Microbiology: **SM9215B; SM9223-P/A, SM9223B-Colilert-QT,**.

Non-Potable Water
SM4500H,B, EPA 120.1, SM2510B, SM2540C, SM2320B, SM4500CL-E, SM4500F-BC, SM4500NH3-BH: Ammonia-N and Kjeldahl-N, **EPA 350.1**: Ammonia-N, **LACHAT 10-107-06-1-B**: Ammonia-N, **EPA 351.1, SM4500NO3-F, EPA 353.2**: Nitrate-N**, SM4500P-E, SM4500P-B, E, SM4500SO4-E, SM5220D, EPA 410.4, SM5210B, SM4500CL-G, EPA 1664, EPA 420.1, SM4500-CN-CE, SM2540D, EPA 300: Chloride, Sulfate, Nitrate.**
Microbiology: **SM9223B-Colilert-QT; Enterolert-QT.**

PAS-MANS Mansfield Facility – 320 Forbes Blvd. Mansfield, MA 02048

Drinking Water
EPA 200.7: Al, Ba, Cd, Cr, Cu, Fe, Mn, Ni, Na, Ag, Ca, Zn. **EPA 200.8:** Al, Sb, As, Ba, Be, Cd, Cr, Cu, Pb, Mn, Ni, Se, Ag, TL, Zn. **EPA 245.1** Hg.
EPA 522, EPA 537.1.

Non-Potable Water
EPA 200.7: Al, Sb, As, Be, Cd, Ca, Cr, Co, Cu, Fe, Pb, Mg, Mn, Mo, Ni, K, Se, Ag, Na, Sr, TL, Ti, V, Zn.
EPA 200.8: Al, Sb**,** As, Be, Cd, Ca, Cr, Cu, Fe, Pb, Mg, Mn, Ni, K, Se, Ag, Na, TL, Zn.
EPA 245.1: Hg. **EPA 245.7:** Hg.
SM2340B

ENV-FORM-WES2-0065 v03 Certificate/Approval Program Summary

PAS-ELON East Longmeadow Facility – 39 Spruce Street East Longmeadow, MA 01028

Drinking Water
EPA 300.0: NO3, NO2, Fl, Cl, SO4. **NECI Reductase**: NO3, NO2.
SM4500F-C, SM4500Cl-B, SM4500CN-C,E, EPA 180.1, SM2320B, SM 2540C, SM4500H-B, SM4500SO4-E.
EPA 537.1; EPA 524.2: THMs and VOCs; **EPA 504.1:** EDB, DBCP.
Microbiology: SM9223-P/A: TC/EC; SM9223B-Colilert-enumeration: TC/EC; HPC-Simplate.

Non-Potable Water
SM4500H-B, SM2510B, SM2540C, SM2320B, SM4500Cl-B, SM4500NH3-B, C, EPA 350.1, NECi: NO3, **SM4500NH3-B, C: TKN, SM4500P-E: Ortho Phosphate, SM4500P-B, E: Total Phosphorus, EPA 410.4, SM5210B, SM5310C, SM4500CN-C, E, SM2540D, SM4500Cl-G, SM4500SO4-E, EPA 1664, EPA 420.1, EPA 300.0:** Cl, SO4, NO3.
EPA 624.1: Volatile Halocarbons, Volatile Aromatics.
EPA 608.3: Chlordane, Toxaphene, Aldrin, Alpha-BHC, Beta-BHC, Gamma-BHC, Delta-BHC, Dieldrin, DDD, DDE, DDT, Endosulfan I, Endosulfan II, Endosulfan Sulfate, Endrin, Endrin Aldehyde, Heptachlor, Heptachlor Epoxide, PCBs.
EPA 625.1: SVOC-Acid Extractables and Base/Neutrals
Microbiology: SM9223B-Colilert: E. coli (Ambient and Wastewater), **SM9223B-Colilert-18:** Fecal Coliform (Wastewater).

Certification IDs:

PAS-WES2 Westborough Facility – 8 Walkup Dr. Westborough, MA 01581
CT PH-0826, IL 200077, IN C-MA-03, KY KY98045, ME MA00086, MD 348, MA M-MA086, NH 2064, NJ MA935, NY 11148, NC (NPW/SCM) 666, OR MA-1316, PA 68-03671, RI LAO00065, TX T104704476, VT VT-0935, VA 460195.

PAS-MANS Mansfield Facility – 320 Forbes Blvd. Mansfield, MA 02048
ANAB/DoD L2474, CA 3117, CO MA00030, CT PH-0825, IL 200081, IN C-MA-04, KY KY98046, LA 85084, ME MA00030, MD 350, MA M-MA00030, MI 9110, MN 025-999-495, NV MA00030, NH 2062, NJ MA015, NY 11627, NC (NPW/SCM) 685, OR MA-0262, PA 68-02089, RI LAO00299, TX T-104704419, UT MA00030, VT VT-0015, VA 460194, WA C954.

PAS-MAN1 Mansfield Air Lab Facility – 120 Forbes Blvd. Mansfield, MA 02048
ANAB/DoD L2474, LA 245052, ME MA01156, MN 025-999-498, NH 2249, NJ MA025, NY 12191, OR 4203, TX T104704583, VA 460311, WA C1104.

PAS-ELON East Longmeadow Facility – 39 Spruce St. East Longmeadow, MA 01028
CT PH-0821, ME MA00100, MI 9100, NC (DENR) 652, NC (DW) 25703, MA M-MA100, NH (Secondary) 2516, NH (Primary) 2557, NJ MA007, NY 10899, PA 68-05812, RI LAO00373, VA 460217, VT-255716, WV DEP 419, WV-DW 9979C, LA 05130, LA-DW LA042, MD-DW 373, OH 87781.

For a complete listing of analytes and methods, please contact your Project Manager.

CHAIN OF CUSTODY

PAGE 1 OF 1

Date Rec'd in Lab: 7/2/26

L2641567

Pace

WESTBORO, MA TEL: 508-898-9220 FAX: 508-898-9193

MANSFIELD, MA TEL: 508-822-9300 FAX: 508-822-3288

Client Information

Client: Sunoco Pipeline(SPLP)

Address: 100 Green St

Marcus Hook, PA

Phone: 610-859-6297

Fax:

Email: bradford.fish@energytransfer.com

☐ These samples have been previously analyzed by Pace

Project Information

Project Name: E-25060-RL-2530065

Project Location: Washington Crossing, PA

Project #: 058161

Project Manager: Mark Schaeffer

Pace Quote #:

Turn-Around Time

☐ Standard ☒ RUSH (only confirmed if pre-approved)

Date Due: 5-day TAT Time:

Report Information - Data Deliverables

☐ FAX ☐ EMAIL

☐ ADEx ☐ Add'l Deliverables

Billing Information

☐ Same as Client info PO #:

Regulatory Requirements/Report Limits

State /Fed Program | Criteria

Other Project Specific Requirements/Comments/Detection Limits:

Data Package: Level IV including CTEH & Environemental Standards EDDs; Bill to SPLP; VOC8260 list – benzene, toluene, ethylbenzene, total xylenes, methyl tert-butyl ether (MTBE), naphthalene, isopropylbenzene, 1,3,5-trimethylbenzene, 1,2,4-trimethylbenzene, 1,2-dichloroethane (EDC)

Pace Lab ID (Lab Use Only)	Sample ID	Collection Date	Collection Time	Sample Matrix	Sampler's Initials	VOCs- USEPA 8260C	EDB- USEPA 8011	Lead(dissolved)- USEPA 6020B	Sample Specific Comments	Total # Bottles
41567-01	UMPA260629EB	6/29/26	1640	~~GW~~ EB	GH	X	X	X	Equipment Blank	6

SAMPLE HANDLING

Filtration ☒ Done ☐ Not needed ☐ Lab to do

Preservation ☐ Lab to do (Please specify below)

Container Type	V	V	P
Preservative	B	H	C

Relinquished By	Date/Time	Received By	Date/Time
Anton Adame Anton A. Stanice	7/1/26 1520	D. Robinson PACE	7/1/26 1520
D. Rob PACE	7/1/26	Anthony Green AL	JUL 01 2026 2300 7-2 0130
Anthony Green AL 7-2 0300		Matt Bierbi	7/2/26 3:00

Please print clearly, legibly and completely. Samples can not be logged in and turnaround time clock will not start until any ambiguities are resolved. All samples submitted are subject to Pace's Terms and Conditions. See reverse side.

FORM NO: 01-01 (rev. 25-FEB-25)

Sample Delivery Group Summary

Pace Job Number : L2641567

Received : 01-JUL-2026
Reviewer : Monique Irving

Account Name : Stantec, Inc.
Project Number : 058161
Project Name : E-25060-RL-2530065

Delivery Information

Samples Delivered By : Pace Courier

Chain of Custody : Present

Cooler Information

Cooler	Seal/Seal#	Preservation	Temperature(°C)	Additional Information
A	Absent/	Ice	5.1	

Condition Information

1) All samples on COC received?	**YES**
2) Extra samples received?	**NO**
3) Are there any sample container discrepancies?	**NO**
4) Are there any discrepancies between COC & sample labels?	**NO**
5) Are samples in appropriate containers for requested analysis?	**YES**
6) Are samples properly preserved for requested analysis?	**YES**
7) Are samples within holding time for requested analysis?	**YES**
8) All sampling equipment returned?	**NA**

Volatile Organics/VPH

1) Reagent Water Vials Frozen by Client?	**NO**

ANALYTICAL REPORT

Lab Number:	L2641568
Client:	Stantec, Inc. 1060 Andrew Drive Suite 140 West Chester, PA 19380
ATTN:	Mark Schaeffer
Phone:	(610) 407-7943
Project Name:	E-25060-RL-2530065
Project Number:	058161
Report Date:	07/09/26

The original project report/data package is held by Pace Analytical Services. This report/data package is paginated and should be reproduced only in its entirety. Pace Analytical Services holds no responsibility for results and/or data that are not consistent with the original.

Eight Walkup Drive, Westborough, MA 01581-1019
508-898-9220 (Fax) 508-898-9193 800-624-9220 - www.alphalab.com

Project Name: E-25060-RL-2530065
Project Number: 058161

Lab Number: L2641568
Report Date: 07/09/26

Lab Sample ID	Client ID	Matrix	Sample Location	Collection Date/Time	Receive Date
L2641568-01	UMPA260629TB	WATER	WASHINGTON CROSSING, PA	06/29/26 00:00	07/01/26

Project Name:	E-25060-RL-2530065	**Lab Number:**	L2641568
Project Number:	058161	**Report Date:**	07/09/26

Case Narrative

The samples were received in accordance with the Chain of Custody and no significant deviations were encountered during the preparation or analysis unless otherwise noted. Sample Receipt, Container Information, and the Chain of Custody are located at the back of the report.

Results contained within this report relate only to the samples submitted under this Pace Lab Number and meet NELAP requirements for all NELAP accredited parameters unless otherwise noted in the following narrative. The data presented in this report is organized by parameter (i.e. VOC, SVOC, etc.). Sample specific Quality Control data (i.e. Surrogate Spike Recovery) is reported at the end of the target analyte list for each individual sample, followed by the Laboratory Batch Quality Control at the end of each parameter. Tentatively Identified Compounds (TICs), if requested, are reported for compounds identified to be present and are not part of the method/program Target Compound List, even if only a subset of the TCL are being reported. If a sample was re-analyzed or re-extracted due to a required quality control corrective action and if both sets of data are reported, the Laboratory ID of the re-analysis or re-extraction is designated with an "R" or "RE", respectively.

When multiple Batch Quality Control elements are reported (e.g. more than one LCS), the associated samples for each element are noted in the grey shaded header line of each data table. Any Laboratory Batch, Sample Specific % recovery or RPD value that is outside the listed Acceptance Criteria is bolded in the report. In reference to questions H (CAM) or 4 (RCP) when "NO" is checked, the performance criteria for CAM and RCP methods allow for some quality control failures to occur and still be within method compliance. In these instances, the specific failure is not narrated but noted in the associated QC Outlier Summary Report, located directly after the Case Narrative. QC information is also incorporated in the Data Usability Assessment table (Format 11) of our Data Merger tool, where it can be reviewed in conjunction with the sample result, associated regulatory criteria and any associated data usability implications.

Soil/sediments and solids are reported on a dry weight basis unless otherwise noted. Tissues are reported "as received" or on a wet weight basis, unless otherwise noted. Definitions of all data qualifiers and acronyms used in this report are provided in the Glossary located at the back of the report.

HOLD POLICY - For samples submitted on hold, Pace's policy is to hold samples (with the exception of Air canisters) free of charge for 21 calendar days from the date the project is completed. After 21 calendar days, we will dispose of all samples submitted including those put on hold unless you have contacted your Pace Project Manager and made arrangements for Pace to continue to hold the samples. Air canisters will be disposed after 3 business days from the date the project is completed.

Please contact Project Management at 800-624-9220 with any questions.

Project Name:	E-25060-RL-2530065	**Lab Number:**	L2641568
Project Number:	058161	**Report Date:**	07/09/26

Case Narrative (continued)

Report Submission

All non-detect (ND) or estimated concentrations (J-qualified) have been quantitated to the limit noted in the MDL column.

I, the undersigned, attest under the pains and penalties of perjury that, to the best of my knowledge and belief and based upon my personal inquiry of those responsible for providing the information contained in this analytical report, such information is accurate and complete. This certificate of analysis is not complete unless this page accompanies any and all pages of this report.

Authorized Signature: Cristin Walker

Title: Technical Director/Representative

Date: 07/09/26

QC OUTLIER SUMMARY REPORT

Project Name: E-25060-RL-2530065

Project Number: 058161

Lab Number: L2641568

Report Date: 07/09/26

Method	Client ID (Native ID)	Lab ID	Parameter	QC Type	Recovery/RPD (%)	QC Limits (%)	Associated Samples	Data Quality Assessment

There are no QC Outliers associated with this report.

ORGANICS

VOLATILES

Project Name: E-25060-RL-2530065 **Lab Number:** L2641568

Project Number: 058161 **Report Date:** 07/09/26

SAMPLE RESULTS

Lab ID: L2641568-01
Client ID: UMPA260629TB
Sample Location: WASHINGTON CROSSING, PA

Date Collected: 06/29/26 00:00
Date Received: 07/01/26
Field Prep: None

Sample Depth:
Matrix: Water
Analytical Method: 1,8011
Analytical Date: 07/08/26 00:38
Analyst: HNY

Extraction Method: EPA 8011
Extraction Date: 07/07/26 20:59

Parameter	Result	Qualifier	Units	RL	MDL	Dilution Factor	Column
Microextractables by GC - Westborough Lab							
1,2-Dibromoethane	ND		ug/l	0.010	0.005	1	A

Project Name: E-25060-RL-2530065 **Lab Number:** L2641568

Project Number: 058161 **Report Date:** 07/09/26

SAMPLE RESULTS

Lab ID: L2641568-01 Date Collected: 06/29/26 00:00

Client ID: UMPA260629TB Date Received: 07/01/26

Sample Location: WASHINGTON CROSSING, PA Field Prep: None

Sample Depth:

Matrix: Water

Analytical Method: 1,8260D

Analytical Date: 07/05/26 03:21

Analyst: BAD

Parameter	Result	Qualifier	Units	RL	MDL	Dilution Factor
Volatile Organics by GC/MS - Westborough Lab						
Methyl tert butyl ether	ND		ug/l	1.0	0.17	1
Benzene	ND		ug/l	0.50	0.16	1
1,2-Dichloroethane	ND		ug/l	0.50	0.13	1
Toluene	ND		ug/l	0.75	0.20	1
Ethylbenzene	ND		ug/l	0.50	0.17	1
p/m-Xylene	ND		ug/l	1.0	0.33	1
o-Xylene	ND		ug/l	1.0	0.39	1
Xylenes, Total	ND		ug/l	1.0	0.33	1
Isopropylbenzene	ND		ug/l	0.50	0.19	1
1,3,5-Trimethylbenzene	ND		ug/l	2.5	0.22	1
1,2,4-Trimethylbenzene	ND		ug/l	2.5	0.19	1
Naphthalene	ND		ug/l	1.0	0.22	1

Surrogate	% Recovery	Qualifier	Acceptance Criteria
1,2-Dichloroethane-d4	105		70-130
Toluene-d8	99		70-130
4-Bromofluorobenzene	91		70-130
Dibromofluoromethane	118		70-130

Project Name: E-25060-RL-2530065 **Lab Number:** L2641568

Project Number: 058161 **Report Date:** 07/09/26

Method Blank Analysis
Batch Quality Control

Analytical Method: 1,8260D
Analytical Date: 07/05/26 00:19
Analyst: MJV

Parameter	Result	Qualifier	Units	RL	MDL
Volatile Organics by GC/MS - Westborough Lab for sample(s): 01 Batch: WG2238065-5					
Methyl tert butyl ether	ND		ug/l	1.0	0.17
Benzene	ND		ug/l	0.50	0.16
1,2-Dichloroethane	ND		ug/l	0.50	0.13
Toluene	ND		ug/l	0.75	0.20
Ethylbenzene	ND		ug/l	0.50	0.17
p/m-Xylene	ND		ug/l	1.0	0.33
o-Xylene	ND		ug/l	1.0	0.39
Xylenes, Total	ND		ug/l	1.0	0.33
Isopropylbenzene	ND		ug/l	0.50	0.19
1,3,5-Trimethylbenzene	ND		ug/l	2.5	0.22
1,2,4-Trimethylbenzene	ND		ug/l	2.5	0.19
Naphthalene	ND		ug/l	1.0	0.22

Surrogate	%Recovery	Qualifier	Acceptance Criteria
1,2-Dichloroethane-d4	103		70-130
Toluene-d8	99		70-130
4-Bromofluorobenzene	93		70-130
Dibromofluoromethane	110		70-130

Project Name: E-25060-RL-2530065 **Lab Number:** L2641568

Project Number: 058161 **Report Date:** 07/09/26

Method Blank Analysis
Batch Quality Control

Analytical Method: 1,8011
Analytical Date: 07/07/26 22:29
Analyst: HNY

Extraction Method: EPA 8011
Extraction Date: 07/07/26 20:59

Parameter	Result	Qualifier	Units	RL	MDL	
Microextractables by GC - Westborough Lab for sample(s): 01 Batch: WG2238388-1						
1,2-Dibromoethane	ND		ug/l	0.010	0.005	A

Lab Control Sample Analysis
Batch Quality Control

Project Name: E-25060-RL-2530065
Project Number: 058161
Lab Number: L2641568
Report Date: 07/09/26

Parameter	LCS %Recovery	Qual	LCSD %Recovery	Qual	%Recovery Limits	RPD	Qual	RPD Limits
Volatile Organics by GC/MS - Westborough Lab Associated sample(s): 01 Batch: WG2238065-3 WG2238065-4								
Methyl tert butyl ether	93		90		63-130	3		20
Benzene	100		100		70-130	0		20
1,2-Dichloroethane	95		92		70-130	3		20
Toluene	99		96		70-130	3		20
Ethylbenzene	100		100		70-130	0		20
p/m-Xylene	100		100		70-130	0		20
o-Xylene	100		95		70-130	5		20
Isopropylbenzene	100		98		70-130	2		20
1,3,5-Trimethylbenzene	100		98		64-130	2		20
1,2,4-Trimethylbenzene	100		97		70-130	3		20
Naphthalene	92		90		70-130	2		20

Surrogate	LCS %Recovery	Qual	LCSD %Recovery	Qual	Acceptance Criteria
1,2-Dichloroethane-d4	98		96		70-130
Toluene-d8	100		99		70-130
4-Bromofluorobenzene	100		99		70-130
Dibromofluoromethane	102		102		70-130

Lab Control Sample Analysis
Batch Quality Control

Project Name: E-25060-RL-2530065
Project Number: 058161

Lab Number: L2641568
Report Date: 07/09/26

Parameter	LCS %Recovery	Qual	LCSD %Recovery	Qual	%Recovery Limits	RPD	Qual	RPD Limits	Column
Microextractables by GC - Westborough Lab Associated sample(s): 01 Batch: WG2238388-2									
1,2-Dibromoethane	104		-		60-140	-			A

Project Name: E-25060-RL-2530065
Project Number: 058161

Lab Number: L2641568
Report Date: 07/09/26

Sample Receipt and Container Information

Were project specific reporting limits specified? YES

Cooler Information

Cooler	Custody Seal
A	Absent

Container Information

Container ID	Container Type	Cooler	Initial pH	Final pH	Temp deg C	Pres	Seal	Frozen Date/Time	Analysis(*)
L2641568-01A	Vial HCl preserved	NA	NA			Y	Absent		PA-8260(14)
L2641568-01B	Vial HCl preserved	NA	NA			Y	Absent		PA-8260(14)
L2641568-01C	Vial Na2S2O3 preserved	NA	NA			Y	Absent		8011(14)
L2641568-01D	Vial Na2S2O3 preserved	NA	NA			Y	Absent		8011(14)

*Values in parentheses indicate holding time in days

Project Name:	E-25060-RL-2530065	**Lab Number:**	L2641568
Project Number:	058161	**Report Date:**	07/09/26

GLOSSARY

Acronyms

DL	- Detection Limit: This value represents the level to which target analyte concentrations are reported as estimated values, when those target analyte concentrations are quantified below the limit of quantitation (LOQ). The DL includes any adjustments from dilutions, concentrations or moisture content, where applicable. (DoD report formats only.)
EDL	- Estimated Detection Limit: This value represents the level to which target analyte concentrations are reported as estimated values, when those target analyte concentrations are quantified below the reporting limit (RL). The EDL includes any adjustments from dilutions, concentrations or moisture content, where applicable. The use of EDLs is specific to the analysis of PAHs using Solid-Phase Microextraction (SPME).
EMPC	- Estimated Maximum Possible Concentration: The concentration that results from the signal present at the retention time of an analyte when the ions meet all of the identification criteria except the ion abundance ratio criteria. An EMPC is a worst-case estimate of the concentration.
EPA	- Environmental Protection Agency.
LCS	- Laboratory Control Sample: A sample matrix, free from the analytes of interest, spiked with verified known amounts of analytes or a material containing known and verified amounts of analytes.
LCSD	- Laboratory Control Sample Duplicate: Refer to LCS.
LFB	- Laboratory Fortified Blank: A sample matrix, free from the analytes of interest, spiked with verified known amounts of analytes or a material containing known and verified amounts of analytes.
LOD	- Limit of Detection: This value represents the level to which a target analyte can reliably be detected for a specific analyte in a specific matrix by a specific method. The LOD includes any adjustments from dilutions, concentrations or moisture content, where applicable. (DoD report formats only.)
LOQ	- Limit of Quantitation: The value at which an instrument can accurately measure an analyte at a specific concentration. The LOQ includes any adjustments from dilutions, concentrations or moisture content, where applicable. (DoD report formats only.) Limit of Quantitation: The value at which an instrument can accurately measure an analyte at a specific concentration. The LOQ includes any adjustments from dilutions, concentrations or moisture content, where applicable. (DoD report formats only.)
MDL	- Method Detection Limit: This value represents the level to which target analyte concentrations are reported as estimated values, when those target analyte concentrations are quantified below the reporting limit (RL). The MDL includes any adjustments from dilutions, concentrations or moisture content, where applicable.
MS	- Matrix Spike Sample: A sample prepared by adding a known mass of target analyte to a specified amount of matrix sample for which an independent estimate of target analyte concentration is available. For Method 332.0, the spike recovery is calculated using the native concentration, including estimated values.
MSD	- Matrix Spike Sample Duplicate: Refer to MS.
NA	- Not Applicable.
NC	- Not Calculated: Term is utilized when one or more of the results utilized in the calculation are non-detect at the parameter's reporting unit.
NDPA/DPA	- N-Nitrosodiphenylamine/Diphenylamine.
NI	- Not Ignitable.
NP	- Non-Plastic: Term is utilized for the analysis of Atterberg Limits in soil.
NR	- No Results: Term is utilized when 'No Target Compounds Requested' is reported for the analysis of Volatile or Semivolatile Organic TIC only requests.
RL	- Reporting Limit: The value at which an instrument can accurately measure an analyte at a specific concentration. The RL includes any adjustments from dilutions, concentrations or moisture content, where applicable.
RPD	- Relative Percent Difference: The results from matrix and/or matrix spike duplicates are primarily designed to assess the precision of analytical results in a given matrix and are expressed as relative percent difference (RPD). Values which are less than five times the reporting limit for any individual parameter are evaluated by utilizing the absolute difference between the values; although the RPD value will be provided in the report.
SRM	- Standard Reference Material: A reference sample of a known or certified value that is of the same or similar matrix as the associated field samples.
STLP	- Semi-dynamic Tank Leaching Procedure per EPA Method 1315.
TEF	- Toxic Equivalency Factors: The values assigned to each dioxin and furan to evaluate their toxicity relative to 2,3,7,8-TCDD.
TEQ	- Toxic Equivalent: The measure of a sample's toxicity derived by multiplying each dioxin and furan by its corresponding TEF and then summing the resulting values.
TIC	- Tentatively Identified Compound: A compound that has been identified to be present and is not part of the target compound list (TCL) for the method and/or program. All TICs are qualitatively identified and reported as estimated concentrations.

Report Format: DU Report with 'J' Qualifiers

Project Name:	E-25060-RL-2530065	**Lab Number:**	L2641568
Project Number:	058161	**Report Date:**	07/09/26

Footnotes

1 - The reference for this analyte should be considered modified since this analyte is absent from the target analyte list of the original method.

Terms

Analytical Method: Both the document from which the method originates and the analytical reference method. (Example: EPA 8260B is shown as 1,8260B.) The codes for the reference method documents are provided in the References section of the Addendum.

Chlordane: The target compound Chlordane (CAS No. 57-74-9) is reported for GC ECD analyses. Per EPA,this compound "refers to a mixture of chlordane isomers, other chlorinated hydrocarbons and numerous other components." (Reference: USEPA Toxicological Review of Chlordane, In Support of Summary Information on the Integrated Risk Information System (IRIS), December 1997.)

Difference: With respect to Total Oxidizable Precursor (TOP) Assay analysis, the difference is defined as the Post-Treatment value minus the Pre-Treatment value.

Final pH: As it pertains to Sample Receipt & Container Information section of the report, Final pH reflects pH of container determined after adjustment at the laboratory, if applicable. If no adjustment required, value reflects Initial pH.

Frozen Date/Time: With respect to Volatile Organics in soil, Frozen Date/Time reflects the date/time at which associated Reagent Water-preserved vials were initially frozen. Note: If frozen date/time is beyond 48 hours from sample collection, value will be reflected in 'bold'.

Gasoline Range Organics (GRO): Gasoline Range Organics (GRO) results include all chromatographic peaks eluting from Methyl tert butyl ether through Naphthalene, with the exception of GRO analysis in support of State of Ohio programs, which includes all chromatographic peaks eluting from Hexane through Dodecane.

Initial pH: As it pertains to Sample Receipt & Container Information section of the report, Initial pH reflects pH of container determined upon receipt, if applicable.

PAH Total: With respect to Alkylated PAH analyses, the 'PAHs, Total' result is defined as the summation of results for all or a subset of the following compounds: Naphthalene, C1-C4 Naphthalenes, 2-Methylnaphthalene, 1-Methylnaphthalene, Biphenyl, Acenaphthylene, Acenaphthene, Fluorene, C1-C3 Fluorenes, Phenanthrene, C1-C4 Phenanthrenes/Anthracenes, Anthracene, Fluoranthene, Pyrene, C1-C4 Fluoranthenes/Pyrenes, Benz(a)anthracene, Chrysene, C1-C4 Chrysenes, Benzo(b)fluoranthene, Benzo(j)+(k)fluoranthene, Benzo(e)pyrene, Benzo(a)pyrene, Perylene, Indeno(1,2,3-cd)pyrene, Dibenz(ah)+(ac)anthracene, Benzo(g,h,i)perylene. If a 'Total' result is requested, the results of its individual components will also be reported.

PFAS Total: With respect to PFAS analyses, the 'PFAS, Total (5)' result is defined as the summation of results for: PFHpA, PFHxS, PFOA, PFNA and PFOS. In addition, the 'PFAS, Total (6)' result is defined as the summation of results for: PFHpA, PFHxS, PFOA, PFNA, PFDA and PFOS. For MassDEP DW compliance analysis only, the 'PFAS, Total (6)' result is defined as the summation of results at or above the RL. Note: If a 'Total' result is requested, the results of its individual components will also be reported.

Total: With respect to Organic analyses, a 'Total' result is defined as the summation of results for individual isomers or Aroclors. If a 'Total' result is requested, the results of its individual components will also be reported. This is applicable to 'Total' results for methods 8260, 8081 and 8082.

Data Qualifiers

A - Spectra identified as "Aldol Condensates" are byproducts of the extraction/concentration procedures when acetone is introduced in the process.

B - The analyte was detected above the reporting limit in the associated method blank. Flag only applies to associated field samples that have detectable concentrations of the analyte at less than ten times (10x) the concentration found in the blank. For MCP-related projects, flag only applies to associated field samples that have detectable concentrations of the analyte at less than ten times (10x) the concentration found in the blank. For DOD-related projects, flag only applies to associated field samples that have detectable concentrations of the analyte at less than ten times (10x) the concentration found in the blank AND the analyte was detected above one-half the reporting limit (or above the reporting limit for common lab contaminants) in the associated method blank. For NJ-Air-related projects, flag only applies to associated field samples that have detectable concentrations of the analyte above the reporting limit. For NJ-related projects (excluding Air), flag only applies to associated field samples that have detectable concentrations of the analyte, which was detected above the reporting limit in the associated method blank or above five times the reporting limit for common lab contaminants (Phthalates, Acetone, Methylene Chloride, 2-Butanone).

C - Co-elution: The target analyte co-elutes with a known lab standard (i.e. surrogate, internal standards, etc.) for co-extracted analyses.

D - Concentration of analyte was quantified from diluted analysis. Flag only applies to field samples that have detectable concentrations of the analyte.

E - Concentration of analyte exceeds the range of the calibration curve and/or linear range of the instrument.

F - The ratio of quantifier ion response to qualifier ion response falls outside of the laboratory criteria. Results are considered to be an estimated maximum concentration.

G - The concentration may be biased high due to matrix interferences (i.e, co-elution) with non-target compound(s). The result should be considered estimated.

H - The analysis of pH was performed beyond the regulatory-required holding time of 15 minutes from the time of sample collection.

I - The lower value for the two columns has been reported due to obvious interference.

J - Estimated value. The Target analyte concentration is below the quantitation limit (RL), but above the Method Detection Limit (MDL) or Estimated Detection Limit (EDL) for SPME-related analyses. This represents an estimated concentration for Tentatively Identified Compounds (TICs). For calculated parameters, this represents that one or more values used in the calculation were

Project Name:	E-25060-RL-2530065	**Lab Number:**	L2641568
Project Number:	058161	**Report Date:**	07/09/26

Data Qualifiers

estimated.

M - Reporting Limit (RL) exceeds the MCP CAM Reporting Limit for this analyte.

ND - Not detected at the method detection limit (MDL) for the sample, or estimated detection limit (EDL) for SPME-related analyses.

NJ - Presumptive evidence of compound. This represents an estimated concentration for Tentatively Identified Compounds (TICs), where the identification is based on a mass spectral library search.

P - The RPD between the results for the two columns exceeds the method-specified criteria.

Q - The quality control sample exceeds the associated acceptance criteria. For DOD-related projects, LCS and/or Continuing Calibration Standard exceedences are also qualified on all associated sample results. Note: This flag is not applicable for matrix spike recoveries when the sample concentration is greater than 4x the spike added or for batch duplicate RPD when the sample concentrations are less than 5x the RL. (Metals only.)

R - Analytical results are from sample re-analysis.

RE - Analytical results are from sample re-extraction.

S - Analytical results are from modified screening analysis.

V - The surrogate associated with this target analyte has a recovery outside the QC acceptance limits. (Applicable to MassDEP DW Compliance samples only.)

Z - The batch matrix spike and/or duplicate associated with this target analyte has a recovery/RPD outside the QC acceptance limits. (Applicable to MassDEP DW Compliance samples only.)

Project Name: E-25060-RL-2530065 **Lab Number:** L2641568
Project Number: 058161 **Report Date:** 07/09/26

REFERENCES

1 Test Methods for Evaluating Solid Waste: Physical/Chemical Methods. EPA SW-846. Third Edition. Updates I - VI, 2018.

LIMITATION OF LIABILITIES

Pace Analytical Services performs services with reasonable care and diligence normal to the analytical testing laboratory industry. In the event of an error, the sole and exclusive responsibility of Pace Analytical Services shall be to re-perform the work at it's own expense. In no event shall Pace Analytical Services be held liable for any incidental, consequential or special damages, including but not limited to, damages in any way connected with the use of, interpretation of, information or analysis provided by Pace Analytical Services.

We strongly urge our clients to comply with EPA protocol regarding sample volume, preservation, cooling, containers, sampling procedures, holding time and splitting of samples in the field.

ENV-FORM-WES2-0065 v03 Certificate/Approval Program Summary

Certification Information

The following analytes are not included in our Primary NELAP Scope of Accreditation:

PAS-WES2 Westborough Facility – 8 Walkup Dr. Westborough, MA 01581
EPA 8260D: NPW: 1,2,4,5-Tetramethylbenzene; 4-Ethyltoluene; SCM: Iodomethane (methyl iodide), 1,2,4,5-Tetramethylbenzene; 4-Ethyltoluene.
EPA 8270E: NPW: Dimethylnaphthalene,1,4-Diphenylhydrazine, alpha-Terpineol, Azobenzene; SCM: Dimethylnaphthalene,1,4-Diphenylhydrazine.
SM4500: NPW: Amenable Cyanide; SCM: Total Phosphorus, TKN, NO2, NO3.

PAS-MANS Mansfield Facility – 320 Forbes Blvd. Mansfield, MA 02048
SM 2540D: TSS.
Biological Tissue Matrix: EPA 3050B

PAS-MAN1 Mansfield Facility – 120 Forbes Blvd. Mansfield, MA 02048
EPA TO-15: Halothane, 2,4,4-Trimethyl-2-pentene, 2,4,4-Trimethyl-1-pentene, Thiophene, 2-Methylthiophene, 3-Methylthiophene, 2-Ethylthiophene, 1,2,3-Trimethylbenzene, Indan, Indene, 1,2,4,5-Tetramethylbenzene, Benzothiophene, 1-Methylnaphthalene.
MADEP-APH.

PAS-ELON East Longmeadow Facility – 39 Spruce Street East Longmeadow, MA 01028
EPA 524.2: 1,3,5-Trichlorobenzene, m/p-Xylene, o-xylene.
EPA 625.1: 1,2-Dichlorobenzene, 1,3-Dichlorobenzene, 1,4-Dichlorobenzene, N-Nitrosodiphenylamine**.**
EPA 8081B NPW and SCM: Alachlor, Endrin Ketone, Hexachlorobenzene.
EPA 8260D NPW: Tetrahydrofuran, 1,3,5-Trichlorobenzene; **SCM:** TAME, TBEE, Diethyl ether, DIPE, Tetrahydrofuran. 1,3,5-Trichlorobenzene, Freon-113**.**
EPA 8270E: NPW: Carbazole, 1-Methylnaphthalene, Pentachloronitrobenzene; **SCM:** Carbazole, 1-Methylnaphthalene**.**
EPA TO-13: Air: Benzo(e)pyrene, 1-Methylnaphthalene, 2-Methylnaphthalene, Perylene.
EPA TO-4A Pesticide Air: delta-BHC, Endosulfan I, Endosulfan II, Endosulfan Sulfate, Endrin, Endrin Aldehyde, Endrin Ketone, Hexachlorobenzene, Methoxychlor.
SM4500: NPW: Amenable Cyanide; **SCM:** Total Phosphorus, TKN, NH3, NECi: NO2, NO3, ASTMD516**.**

The following test method is not included in our New Jersey Secondary NELAP Scope of Accreditation:

PAS-MANS Mansfield Facility – 320 Forbes Blvd. Mansfield, MA 02048
Determination of Selected Perfluorinated Alkyl Substances by Solid Phase Extraction and Liquid Chromatography/Tandem Mass Spectrometry Isotope Dilution (via Alpha SOP 23528)

The following analytes are included in our Massachusetts DEP Scope of Accreditation:

PAS-WES2 Westborough Facility – 8 Walkup Dr. Westborough, MA 01581

Drinking Water
EPA 300.0: Chloride, Nitrate-N, Fluoride, Sulfate; **EPA 353.2**: Nitrate-N, Nitrite-N; **SM4500NO3-F**: Nitrate-N, Nitrite-N; **SM4500F-C, SM4500CN-CE, EPA 180.1, SM2130B, SM4500Cl-D, SM2320B, SM2540C, SM4500H-B, SM4500NO2-B**
EPA 504.1: EDB, DBCP.
Microbiology: **SM9215B; SM9223-P/A, SM9223B-Colilert-QT,**.

Non-Potable Water
SM4500H,B, EPA 120.1, SM2510B, SM2540C, SM2320B, SM4500CL-E, SM4500F-BC, SM4500NH3-BH: Ammonia-N and Kjeldahl-N, **EPA 350.1**: Ammonia-N, **LACHAT 10-107-06-1-B**: Ammonia-N, **EPA 351.1, SM4500NO3-F, EPA 353.2**: Nitrate-N**, SM4500P-E, SM4500P-B, E, SM4500SO4-E, SM5220D, EPA 410.4, SM5210B, SM4500CL-G, EPA 1664, EPA 420.1, SM4500-CN-CE, SM2540D, EPA 300: Chloride, Sulfate, Nitrate.**
Microbiology: **SM9223B-Colilert-QT; Enterolert-QT.**

PAS-MANS Mansfield Facility – 320 Forbes Blvd. Mansfield, MA 02048

Drinking Water
EPA 200.7: Al, Ba, Cd, Cr, Cu, Fe, Mn, Ni, Na, Ag, Ca, Zn. **EPA 200.8:** Al, Sb, As, Ba, Be, Cd, Cr, Cu, Pb, Mn, Ni, Se, Ag, TL, Zn. **EPA 245.1** Hg.
EPA 522, EPA 537.1.

Non-Potable Water
EPA 200.7: Al, Sb, As, Be, Cd, Ca, Cr, Co, Cu, Fe, Pb, Mg, Mn, Mo, Ni, K, Se, Ag, Na, Sr, TL, Ti, V, Zn.
EPA 200.8: Al, Sb**,** As, Be, Cd, Ca, Cr, Cu, Fe, Pb, Mg, Mn, Ni, K, Se, Ag, Na, TL, Zn.
EPA 245.1: Hg. **EPA 245.7:** Hg.
SM2340B

ENV-FORM-WES2-0065 v03 Certificate/Approval Program Summary

PAS-ELON East Longmeadow Facility – 39 Spruce Street East Longmeadow, MA 01028

Drinking Water
EPA 300.0: NO3, NO2, Fl, Cl, SO4. **NECI Reductase**: NO3, NO2.
SM4500F-C, SM4500Cl-B, SM4500CN-C,E, EPA 180.1, SM2320B, SM 2540C, SM4500H-B, SM4500SO4-E.
EPA 537.1; EPA 524.2: THMs and VOCs; **EPA 504.1:** EDB, DBCP.
Microbiology: SM9223-P/A: TC/EC; SM9223B-Colilert-enumeration: TC/EC; HPC-Simplate.

Non-Potable Water
SM4500H-B, SM2510B, SM2540C, SM2320B, SM4500Cl-B, SM4500NH3-B, C, EPA 350.1, NECi: NO3, **SM4500NH3-B, C: TKN, SM4500P-E: Ortho Phosphate, SM4500P-B, E: Total Phosphorus, EPA 410.4, SM5210B, SM5310C, SM4500CN-C, E, SM2540D, SM4500Cl-G, SM4500SO4-E, EPA 1664, EPA 420.1, EPA 300.0:** Cl, SO4, NO3.
EPA 624.1: Volatile Halocarbons, Volatile Aromatics.
EPA 608.3: Chlordane, Toxaphene, Aldrin, Alpha-BHC, Beta-BHC, Gamma-BHC, Delta-BHC, Dieldrin, DDD, DDE, DDT, Endosulfan I, Endosulfan II, Endosulfan Sulfate, Endrin, Endrin Aldehyde, Heptachlor, Heptachlor Epoxide, PCBs.
EPA 625.1: SVOC-Acid Extractables and Base/Neutrals
Microbiology: SM9223B-Colilert: E. coli (Ambient and Wastewater), **SM9223B-Colilert-18:** Fecal Coliform (Wastewater).

Certification IDs:

PAS-WES2 Westborough Facility – 8 Walkup Dr. Westborough, MA 01581
CT PH-0826, IL 200077, IN C-MA-03, KY KY98045, ME MA00086, MD 348, MA M-MA086, NH 2064, NJ MA935, NY 11148, NC (NPW/SCM) 666, OR MA-1316, PA 68-03671, RI LAO00065, TX T104704476, VT VT-0935, VA 460195.

PAS-MANS Mansfield Facility – 320 Forbes Blvd. Mansfield, MA 02048
ANAB/DoD L2474, CA 3117, CO MA00030, CT PH-0825, IL 200081, IN C-MA-04, KY KY98046, LA 85084, ME MA00030, MD 350, MA M-MA00030, MI 9110, MN 025-999-495, NV MA00030, NH 2062, NJ MA015, NY 11627, NC (NPW/SCM) 685, OR MA-0262, PA 68-02089, RI LAO00299, TX T-104704419, UT MA00030, VT VT-0015, VA 460194, WA C954.

PAS-MAN1 Mansfield Air Lab Facility – 120 Forbes Blvd. Mansfield, MA 02048
ANAB/DoD L2474, LA 245052, ME MA01156, MN 025-999-498, NH 2249, NJ MA025, NY 12191, OR 4203, TX T104704583, VA 460311, WA C1104.

PAS-ELON East Longmeadow Facility – 39 Spruce St. East Longmeadow, MA 01028
CT PH-0821, ME MA00100, MI 9100, NC (DENR) 652, NC (DW) 25703, MA M-MA100, NH (Secondary) 2516, NH (Primary) 2557, NJ MA007, NY 10899, PA 68-05812, RI LAO00373, VA 460217, VT-255716, WV DEP 419, WV-DW 9979C, LA 05130, LA-DW LA042, MD-DW 373, OH 87781.

For a complete listing of analytes and methods, please contact your Project Manager.

Pace

CHAIN OF CUSTODY

PAGE 1 OF 1

Date Rec'd in Lab: 7/2/26

L2641568

WESTBORO, MA
TEL: 508-898-9220
FAX: 508-898-9193

MANSFIELD, MA
TEL: 508-822-9300
FAX: 508-822-3288

Client Information

Client: Sunoco Pipeline(SPLP)
Address: 100 Green St
Marcus Hook, PA
Phone: 610-859-6297
Fax:
Email: bradford.fish@energytransfer.com
☐ These samples have been previously analyzed by Pace

Project Information

Project Name: E-25060-RL-2530065
Project Location: Washington Crossing, PA
Project #: 058161
Project Manager: Mark Schaeffer
Pace Quote #

Turn-Around Time

☐ Standard ☒ RUSH (only confirmed if pre-approved)
Date Due: 5-day TAT Time:

Report Information - Data Deliverables

☐ FAX ☐ EMAIL
☐ ADEx ☐ Add'l Deliverables

Billing Information

☐ Same as Client info PO #:

Regulatory Requirements/Report Limits

State /Fed Program | Criteria

Other Project Specific Requirements/Comments/Detection Limits:
Data Package: Level IV including CTEH & Environemental Standards EDDs; Bill to SPLP; VOC8260 list – benzene, toluene, ethylbenzene, total xylenes, methyl tert-butyl ether (MTBE), naphthalene, isopropylbenzene, 1,3,5-trimethylbenzene, 1,2,4-trimethylbenzene, 1,2-dichloroethane (EDC)

Pace Lab ID (Lab Use Only)	Sample ID	Collection Date	Collection Time	Sample Matrix	Sampler's Initials	VOCs- USEPA 8260C	EDB- USEPA 8011	Lead(dissolved)- USEPA 6020B	Sample Specific Comments	Total # Bottles
41568-01	UMPA260629TB	6/29/26	--	TB	--	X	X		Trip Blank	4

SAMPLE HANDLING
Filtration
☒ Done
☐ Not needed
☐ Lab to do
Preservation
☐ Lab to do
(Please specify below)

Container Type	V	V	P
Preservative	B	H	C

Relinquished By:	Date/Time	Received By:	Date/Time
Anton Adams [illegible] Stanke	7/1/26 1520	D. Robinson PACE	7/1/26 1520
D Robinson PACE	7/1/26	Anthony Green JUL 01 2026	2300
Anthony Green			7-2 0130
AL 7-2 0300		[illegible]	7/2/26 3:00

Please print clearly, legibly and completely. Samples can not be logged in and turnaround time clock will not start until any ambiguities are resolved. All samples submitted are subject to Pace's Terms and Conditions. See reverse side.

FORM NO. 01-01 (rev. 25-FEB-25)

Sample Delivery Group Summary

Pace Job Number : L2641568

Received : 01-JUL-2026
Reviewer : Monique Irving

Account Name : Stantec, Inc.
Project Number : 058161
Project Name : E-25060-RL-2530065

Delivery Information

Samples Delivered By : Pace Courier

Chain of Custody : Present

Cooler Information

Cooler	Seal/Seal#	Preservation	Temperature(°C)	Additional Information
A	Absent/	Ice	5.1	

Condition Information

1) All samples on COC received?	**YES**
2) Extra samples received?	**NO**
3) Are there any sample container discrepancies?	**NO**
4) Are there any discrepancies between COC & sample labels?	**NO**
5) Are samples in appropriate containers for requested analysis?	**YES**
6) Are samples properly preserved for requested analysis?	**YES**
7) Are samples within holding time for requested analysis?	**YES**
8) All sampling equipment returned?	**NA**

Volatile Organics/VPH

1) Reagent Water Vials Frozen by Client?	**NO**

ANALYTICAL REPORT

Lab Number:	L2641569
Client:	Stantec, Inc. 1060 Andrew Drive Suite 140 West Chester, PA 19380
ATTN:	Mark Schaeffer
Phone:	(610) 407-7943
Project Name:	E-25060-RL-2530065
Project Number:	058161
Report Date:	07/09/26

The original project report/data package is held by Pace Analytical Services. This report/data package is paginated and should be reproduced only in its entirety. Pace Analytical Services holds no responsibility for results and/or data that are not consistent with the original.

Eight Walkup Drive, Westborough, MA 01581-1019
508-898-9220 (Fax) 508-898-9193 800-624-9220 - www.alphalab.com

Project Name: E-25060-RL-2530065
Project Number: 058161

Lab Number: L2641569
Report Date: 07/09/26

Lab Sample ID	Client ID	Matrix	Sample Location	Collection Date/Time	Receive Date
L2641569-01	UMPA260629WELLA	WATER	WASHINGTON CROSSING, PA	06/29/26 15:45	07/01/26

Project Name:	E-25060-RL-2530065	**Lab Number:**	L2641569
Project Number:	058161	**Report Date:**	07/09/26

Case Narrative

The samples were received in accordance with the Chain of Custody and no significant deviations were encountered during the preparation or analysis unless otherwise noted. Sample Receipt, Container Information, and the Chain of Custody are located at the back of the report.

Results contained within this report relate only to the samples submitted under this Pace Lab Number and meet NELAP requirements for all NELAP accredited parameters unless otherwise noted in the following narrative. The data presented in this report is organized by parameter (i.e. VOC, SVOC, etc.). Sample specific Quality Control data (i.e. Surrogate Spike Recovery) is reported at the end of the target analyte list for each individual sample, followed by the Laboratory Batch Quality Control at the end of each parameter. Tentatively Identified Compounds (TICs), if requested, are reported for compounds identified to be present and are not part of the method/program Target Compound List, even if only a subset of the TCL are being reported. If a sample was re-analyzed or re-extracted due to a required quality control corrective action and if both sets of data are reported, the Laboratory ID of the re-analysis or re-extraction is designated with an "R" or "RE", respectively.

When multiple Batch Quality Control elements are reported (e.g. more than one LCS), the associated samples for each element are noted in the grey shaded header line of each data table. Any Laboratory Batch, Sample Specific % recovery or RPD value that is outside the listed Acceptance Criteria is bolded in the report. In reference to questions H (CAM) or 4 (RCP) when "NO" is checked, the performance criteria for CAM and RCP methods allow for some quality control failures to occur and still be within method compliance. In these instances, the specific failure is not narrated but noted in the associated QC Outlier Summary Report, located directly after the Case Narrative. QC information is also incorporated in the Data Usability Assessment table (Format 11) of our Data Merger tool, where it can be reviewed in conjunction with the sample result, associated regulatory criteria and any associated data usability implications.

Soil/sediments and solids are reported on a dry weight basis unless otherwise noted. Tissues are reported "as received" or on a wet weight basis, unless otherwise noted. Definitions of all data qualifiers and acronyms used in this report are provided in the Glossary located at the back of the report.

HOLD POLICY - For samples submitted on hold, Pace's policy is to hold samples (with the exception of Air canisters) free of charge for 21 calendar days from the date the project is completed. After 21 calendar days, we will dispose of all samples submitted including those put on hold unless you have contacted your Pace Project Manager and made arrangements for Pace to continue to hold the samples. Air canisters will be disposed after 3 business days from the date the project is completed.

Please contact Project Management at 800-624-9220 with any questions.

Project Name:	E-25060-RL-2530065	**Lab Number:**	L2641569
Project Number:	058161	**Report Date:**	07/09/26

Case Narrative (continued)

Report Submission

All non-detect (ND) or estimated concentrations (J-qualified) have been quantitated to the limit noted in the MDL column.

I, the undersigned, attest under the pains and penalties of perjury that, to the best of my knowledge and belief and based upon my personal inquiry of those responsible for providing the information contained in this analytical report, such information is accurate and complete. This certificate of analysis is not complete unless this page accompanies any and all pages of this report.

Authorized Signature: Kelly O'Neill

Title: Technical Director/Representative

Date: 07/09/26

QC OUTLIER SUMMARY REPORT

Project Name: E-25060-RL-2530065

Project Number: 058161

Lab Number: L2641569

Report Date: 07/09/26

Method	Client ID (Native ID)	Lab ID	Parameter	QC Type	Recovery/RPD (%)	QC Limits (%)	Associated Samples	Data Quality Assessment

There are no QC Outliers associated with this report.

ORGANICS

VOLATILES

Project Name: E-25060-RL-2530065 **Lab Number:** L2641569

Project Number: 058161 **Report Date:** 07/09/26

SAMPLE RESULTS

Lab ID: L2641569-01
Client ID: UMPA260629WELLA
Sample Location: WASHINGTON CROSSING, PA

Date Collected: 06/29/26 15:45
Date Received: 07/01/26
Field Prep: Refer to COC

Sample Depth:
Matrix: Water
Analytical Method: 1,8011
Analytical Date: 07/08/26 00:50
Analyst: HNY

Extraction Method: EPA 8011
Extraction Date: 07/07/26 20:59

Parameter	Result	Qualifier	Units	RL	MDL	Dilution Factor	Column
Microextractables by GC - Westborough Lab							
1,2-Dibromoethane	ND		ug/l	0.010	0.005	1	A

Project Name: E-25060-RL-2530065 **Lab Number:** L2641569

Project Number: 058161 **Report Date:** 07/09/26

SAMPLE RESULTS

Lab ID: L2641569-01 Date Collected: 06/29/26 15:45

Client ID: UMPA260629WELLA Date Received: 07/01/26

Sample Location: WASHINGTON CROSSING, PA Field Prep: Refer to COC

Sample Depth:

Matrix: Water

Analytical Method: 1,8260D

Analytical Date: 07/05/26 03:47

Analyst: MJV

Parameter	Result	Qualifier	Units	RL	MDL	Dilution Factor
Volatile Organics by GC/MS - Westborough Lab						
Methyl tert butyl ether	0.19	J	ug/l	1.0	0.17	1
Benzene	530	E	ug/l	0.50	0.16	1
1,2-Dichloroethane	ND		ug/l	0.50	0.13	1
Toluene	240	E	ug/l	0.75	0.20	1
Ethylbenzene	75		ug/l	0.50	0.17	1
p/m-Xylene	540	E	ug/l	1.0	0.33	1
o-Xylene	460	E	ug/l	1.0	0.39	1
Isopropylbenzene	35		ug/l	0.50	0.19	1
1,3,5-Trimethylbenzene	200	E	ug/l	2.5	0.22	1
1,2,4-Trimethylbenzene	410	E	ug/l	2.5	0.19	1
Naphthalene	220	E	ug/l	1.0	0.22	1

Surrogate	% Recovery	Qualifier	Acceptance Criteria
1,2-Dichloroethane-d4	89		70-130
Toluene-d8	107		70-130
4-Bromofluorobenzene	107		70-130
Dibromofluoromethane	93		70-130

Project Name: E-25060-RL-2530065 **Lab Number:** L2641569

Project Number: 058161 **Report Date:** 07/09/26

SAMPLE RESULTS

Lab ID: L2641569-01 D
Client ID: UMPA260629WELLA
Sample Location: WASHINGTON CROSSING, PA

Date Collected: 06/29/26 15:45
Date Received: 07/01/26
Field Prep: Refer to COC

Sample Depth:
Matrix: Water
Analytical Method: 1,8260D
Analytical Date: 07/08/26 18:07
Analyst: MJV

Parameter	Result	Qualifier	Units	RL	MDL	Dilution Factor
Volatile Organics by GC/MS - Westborough Lab						
Benzene	570		ug/l	2.5	0.80	5
Toluene	220		ug/l	3.8	1.0	5
p/m-Xylene	540		ug/l	5.0	1.7	5
o-Xylene	460		ug/l	5.0	2.0	5
Xylenes, Total	1000		ug/l	5.0	1.7	5
1,3,5-Trimethylbenzene	180		ug/l	12	1.1	5
1,2,4-Trimethylbenzene	520		ug/l	12	0.96	5
Naphthalene	220		ug/l	5.0	1.1	5

Surrogate	% Recovery	Qualifier	Acceptance Criteria
1,2-Dichloroethane-d4	93		70-130
Toluene-d8	97		70-130
4-Bromofluorobenzene	100		70-130
Dibromofluoromethane	101		70-130

Project Name: E-25060-RL-2530065 **Lab Number:** L2641569

Project Number: 058161 **Report Date:** 07/09/26

Method Blank Analysis
Batch Quality Control

Analytical Method: 1,8260D
Analytical Date: 07/05/26 00:19
Analyst: MJV

Parameter	Result	Qualifier	Units	RL	MDL
Volatile Organics by GC/MS - Westborough Lab for sample(s): 01 Batch: WG2238065-5					
Methyl tert butyl ether	ND		ug/l	1.0	0.17
Benzene	ND		ug/l	0.50	0.16
1,2-Dichloroethane	ND		ug/l	0.50	0.13
Toluene	ND		ug/l	0.75	0.20
Ethylbenzene	ND		ug/l	0.50	0.17
p/m-Xylene	ND		ug/l	1.0	0.33
o-Xylene	ND		ug/l	1.0	0.39
Xylenes, Total	ND		ug/l	1.0	0.33
Isopropylbenzene	ND		ug/l	0.50	0.19
1,3,5-Trimethylbenzene	ND		ug/l	2.5	0.22
1,2,4-Trimethylbenzene	ND		ug/l	2.5	0.19
Naphthalene	ND		ug/l	1.0	0.22

Surrogate	%Recovery	Qualifier	Acceptance Criteria
1,2-Dichloroethane-d4	103		70-130
Toluene-d8	99		70-130
4-Bromofluorobenzene	93		70-130
Dibromofluoromethane	110		70-130

Project Name: E-25060-RL-2530065 **Lab Number:** L2641569

Project Number: 058161 **Report Date:** 07/09/26

Method Blank Analysis
Batch Quality Control

Analytical Method: 1,8011
Analytical Date: 07/07/26 22:29
Analyst: HNY

Extraction Method: EPA 8011
Extraction Date: 07/07/26 20:59

Parameter	Result	Qualifier	Units	RL	MDL	
Microextractables by GC - Westborough Lab for sample(s): 01 Batch: WG2238388-1						
1,2-Dibromoethane	ND		ug/l	0.010	0.005	A

Project Name: E-25060-RL-2530065 **Lab Number:** L2641569

Project Number: 058161 **Report Date:** 07/09/26

Method Blank Analysis
Batch Quality Control

Analytical Method: 1,8260D
Analytical Date: 07/08/26 09:26
Analyst: PID

Parameter	Result	Qualifier	Units	RL	MDL
Volatile Organics by GC/MS - Westborough Lab for sample(s): 01 Batch: WG2239148-5					
Methyl tert butyl ether	ND		ug/l	1.0	0.17
Benzene	ND		ug/l	0.50	0.16
1,2-Dichloroethane	ND		ug/l	0.50	0.13
Toluene	ND		ug/l	0.75	0.20
Ethylbenzene	ND		ug/l	0.50	0.17
p/m-Xylene	ND		ug/l	1.0	0.33
o-Xylene	ND		ug/l	1.0	0.39
Xylenes, Total	ND		ug/l	1.0	0.33
Isopropylbenzene	ND		ug/l	0.50	0.19
1,3,5-Trimethylbenzene	ND		ug/l	2.5	0.22
1,2,4-Trimethylbenzene	ND		ug/l	2.5	0.19
Naphthalene	ND		ug/l	1.0	0.22

Surrogate	%Recovery	Qualifier	Acceptance Criteria
1,2-Dichloroethane-d4	102		70-130
Toluene-d8	99		70-130
4-Bromofluorobenzene	92		70-130
Dibromofluoromethane	115		70-130

Lab Control Sample Analysis
Batch Quality Control

Project Name: E-25060-RL-2530065
Project Number: 058161
Lab Number: L2641569
Report Date: 07/09/26

Parameter	LCS %Recovery	Qual	LCSD %Recovery	Qual	%Recovery Limits	RPD	Qual	RPD Limits
Volatile Organics by GC/MS - Westborough Lab Associated sample(s): 01 Batch: WG2238065-3 WG2238065-4								
Methyl tert butyl ether	93		90		63-130	3		20
Benzene	100		100		70-130	0		20
1,2-Dichloroethane	95		92		70-130	3		20
Toluene	99		96		70-130	3		20
Ethylbenzene	100		100		70-130	0		20
p/m-Xylene	100		100		70-130	0		20
o-Xylene	100		95		70-130	5		20
Isopropylbenzene	100		98		70-130	2		20
1,3,5-Trimethylbenzene	100		98		64-130	2		20
1,2,4-Trimethylbenzene	100		97		70-130	3		20
Naphthalene	92		90		70-130	2		20

Surrogate	LCS %Recovery	Qual	LCSD %Recovery	Qual	Acceptance Criteria
1,2-Dichloroethane-d4	98		96		70-130
Toluene-d8	100		99		70-130
4-Bromofluorobenzene	100		99		70-130
Dibromofluoromethane	102		102		70-130

Lab Control Sample Analysis
Batch Quality Control

Project Name: E-25060-RL-2530065
Project Number: 058161

Lab Number: L2641569
Report Date: 07/09/26

Parameter	LCS %Recovery	Qual	LCSD %Recovery	Qual	%Recovery Limits	RPD	Qual	RPD Limits	Column
Microextractables by GC - Westborough Lab Associated sample(s): 01 Batch: WG2238388-2									
1,2-Dibromoethane	104		-		60-140	-			A

Lab Control Sample Analysis
Batch Quality Control

Project Name: E-25060-RL-2530065
Project Number: 058161
Lab Number: L2641569
Report Date: 07/09/26

Parameter	LCS %Recovery	Qual	LCSD %Recovery	Qual	%Recovery Limits	RPD	Qual	RPD Limits
Volatile Organics by GC/MS - Westborough Lab Associated sample(s): 01 Batch: WG2239148-3 WG2239148-4								
Methyl tert butyl ether	93		96		63-130	3		20
Benzene	100		110		70-130	10		20
1,2-Dichloroethane	94		94		70-130	0		20
Toluene	100		100		70-130	0		20
Ethylbenzene	100		110		70-130	10		20
p/m-Xylene	105		105		70-130	0		20
o-Xylene	100		105		70-130	5		20
Isopropylbenzene	100		100		70-130	0		20
1,3,5-Trimethylbenzene	100		100		64-130	0		20
1,2,4-Trimethylbenzene	100		100		70-130	0		20
Naphthalene	94		97		70-130	3		20

Surrogate	LCS %Recovery	Qual	LCSD %Recovery	Qual	Acceptance Criteria
1,2-Dichloroethane-d4	93		95		70-130
Toluene-d8	99		98		70-130
4-Bromofluorobenzene	97		99		70-130
Dibromofluoromethane	100		101		70-130

METALS

Project Name: E-25060-RL-2530065 **Lab Number:** L2641569

Project Number: 058161 **Report Date:** 07/09/26

SAMPLE RESULTS

Lab ID: L2641569-01 Date Collected: 06/29/26 15:45

Client ID: UMPA260629WELLA Date Received: 07/01/26

Sample Location: WASHINGTON CROSSING, PA Field Prep: Refer to COC

Sample Depth:

Matrix: Water

Parameter	Result	Qualifier	Units	RL	MDL	Dilution Factor	Date Prepared	Date Analyzed	Prep Method	Analytical Method	Analyst
Dissolved Metals - Mansfield Lab											
Lead, Dissolved	ND		ug/l	1.000	0.3430	1	07/07/26 13:01	07/08/26 13:18	EPA 3005A	1,6020B	DHL

Project Name: E-25060-RL-2530065 **Lab Number:** L2641569

Project Number: 058161 **Report Date:** 07/09/26

Method Blank Analysis
Batch Quality Control

Parameter	Result	Qualifier	Units	RL	MDL	Dilution Factor	Date Prepared	Date Analyzed	Analytical Method	Analyst
Dissolved Metals - Mansfield Lab for sample(s): 01 Batch: WG2238153-1										
Lead, Dissolved	ND		ug/l	1.000	0.3430	1	07/07/26 13:01	07/08/26 11:57	1,6020B	DHL

Prep Information

Digestion Method: EPA 3005A

Lab Control Sample Analysis
Batch Quality Control

Project Name: E-25060-RL-2530065
Project Number: 058161
Lab Number: L2641569
Report Date: 07/09/26

Parameter	LCS %Recovery	Qual	LCSD %Recovery	Qual	%Recovery Limits	RPD	Qual	RPD Limits
Dissolved Metals - Mansfield Lab Associated sample(s): 01 Batch: WG2238153-2								
Lead, Dissolved	100		-		80-120	-		

Matrix Spike Analysis
Batch Quality Control

Project Name: E-25060-RL-2530065
Project Number: 058161

Lab Number: L2641569
Report Date: 07/09/26

Parameter	Native Sample	MS Added	MS Found	MS %Recovery	Qual	MSD Found	MSD %Recovery	Qual	Recovery Limits	RPD	Qual	RPD Limits
Dissolved Metals - Mansfield Lab Associated sample(s): 01 QC Batch ID: WG2238153-3 WG2238153-4 QC Sample: L2641210-04 Client ID: MS Sample												
Lead, Dissolved	ND	530	514.4	97		525.6	99		75-125	2		20

Project Name: E-25060-RL-2530065
Project Number: 058161

Lab Number: L2641569
Report Date: 07/09/26

Sample Receipt and Container Information

Were project specific reporting limits specified? YES

Cooler Information

Cooler	Custody Seal
A	Absent

Container Information

Container ID	Container Type	Cooler	Initial pH	Final pH	Temp deg C	Pres	Seal	Frozen Date/Time	Analysis(*)
L2641569-01A	Vial HCl preserved	NA	NA			Y	Absent		PA-8260(14)
L2641569-01B	Vial HCl preserved	NA	NA			Y	Absent		PA-8260(14)
L2641569-01C	Vial HCl preserved	NA	NA			Y	Absent		PA-8260(14)
L2641569-01D	Vial Na2S2O3 preserved	NA	NA			Y	Absent		8011(14)
L2641569-01E	Vial Na2S2O3 preserved	NA	NA			Y	Absent		8011(14)
L2641569-01F	Plastic 250ml HNO3 preserved	NA	<2	<2		Y	Absent		PB-6020S-PPB(180)

*Values in parentheses indicate holding time in days

Project Name:	E-25060-RL-2530065	**Lab Number:**	L2641569
Project Number:	058161	**Report Date:**	07/09/26

GLOSSARY

Acronyms

DL	- Detection Limit: This value represents the level to which target analyte concentrations are reported as estimated values, when those target analyte concentrations are quantified below the limit of quantitation (LOQ). The DL includes any adjustments from dilutions, concentrations or moisture content, where applicable. (DoD report formats only.)
EDL	- Estimated Detection Limit: This value represents the level to which target analyte concentrations are reported as estimated values, when those target analyte concentrations are quantified below the reporting limit (RL). The EDL includes any adjustments from dilutions, concentrations or moisture content, where applicable. The use of EDLs is specific to the analysis of PAHs using Solid-Phase Microextraction (SPME).
EMPC	- Estimated Maximum Possible Concentration: The concentration that results from the signal present at the retention time of an analyte when the ions meet all of the identification criteria except the ion abundance ratio criteria. An EMPC is a worst-case estimate of the concentration.
EPA	- Environmental Protection Agency.
LCS	- Laboratory Control Sample: A sample matrix, free from the analytes of interest, spiked with verified known amounts of analytes or a material containing known and verified amounts of analytes.
LCSD	- Laboratory Control Sample Duplicate: Refer to LCS.
LFB	- Laboratory Fortified Blank: A sample matrix, free from the analytes of interest, spiked with verified known amounts of analytes or a material containing known and verified amounts of analytes.
LOD	- Limit of Detection: This value represents the level to which a target analyte can reliably be detected for a specific analyte in a specific matrix by a specific method. The LOD includes any adjustments from dilutions, concentrations or moisture content, where applicable. (DoD report formats only.)
LOQ	- Limit of Quantitation: The value at which an instrument can accurately measure an analyte at a specific concentration. The LOQ includes any adjustments from dilutions, concentrations or moisture content, where applicable. (DoD report formats only.) Limit of Quantitation: The value at which an instrument can accurately measure an analyte at a specific concentration. The LOQ includes any adjustments from dilutions, concentrations or moisture content, where applicable. (DoD report formats only.)
MDL	- Method Detection Limit: This value represents the level to which target analyte concentrations are reported as estimated values, when those target analyte concentrations are quantified below the reporting limit (RL). The MDL includes any adjustments from dilutions, concentrations or moisture content, where applicable.
MS	- Matrix Spike Sample: A sample prepared by adding a known mass of target analyte to a specified amount of matrix sample for which an independent estimate of target analyte concentration is available. For Method 332.0, the spike recovery is calculated using the native concentration, including estimated values.
MSD	- Matrix Spike Sample Duplicate: Refer to MS.
NA	- Not Applicable.
NC	- Not Calculated: Term is utilized when one or more of the results utilized in the calculation are non-detect at the parameter's reporting unit.
NDPA/DPA	- N-Nitrosodiphenylamine/Diphenylamine.
NI	- Not Ignitable.
NP	- Non-Plastic: Term is utilized for the analysis of Atterberg Limits in soil.
NR	- No Results: Term is utilized when 'No Target Compounds Requested' is reported for the analysis of Volatile or Semivolatile Organic TIC only requests.
RL	- Reporting Limit: The value at which an instrument can accurately measure an analyte at a specific concentration. The RL includes any adjustments from dilutions, concentrations or moisture content, where applicable.
RPD	- Relative Percent Difference: The results from matrix and/or matrix spike duplicates are primarily designed to assess the precision of analytical results in a given matrix and are expressed as relative percent difference (RPD). Values which are less than five times the reporting limit for any individual parameter are evaluated by utilizing the absolute difference between the values; although the RPD value will be provided in the report.
SRM	- Standard Reference Material: A reference sample of a known or certified value that is of the same or similar matrix as the associated field samples.
STLP	- Semi-dynamic Tank Leaching Procedure per EPA Method 1315.
TEF	- Toxic Equivalency Factors: The values assigned to each dioxin and furan to evaluate their toxicity relative to 2,3,7,8-TCDD.
TEQ	- Toxic Equivalent: The measure of a sample's toxicity derived by multiplying each dioxin and furan by its corresponding TEF and then summing the resulting values.
TIC	- Tentatively Identified Compound: A compound that has been identified to be present and is not part of the target compound list (TCL) for the method and/or program. All TICs are qualitatively identified and reported as estimated concentrations.

Report Format: DU Report with 'J' Qualifiers

Project Name:	E-25060-RL-2530065	**Lab Number:**	L2641569
Project Number:	058161	**Report Date:**	07/09/26

Footnotes

1 - The reference for this analyte should be considered modified since this analyte is absent from the target analyte list of the original method.

Terms

Analytical Method: Both the document from which the method originates and the analytical reference method. (Example: EPA 8260B is shown as 1,8260B.) The codes for the reference method documents are provided in the References section of the Addendum.

Chlordane: The target compound Chlordane (CAS No. 57-74-9) is reported for GC ECD analyses. Per EPA,this compound "refers to a mixture of chlordane isomers, other chlorinated hydrocarbons and numerous other components." (Reference: USEPA Toxicological Review of Chlordane, In Support of Summary Information on the Integrated Risk Information System (IRIS), December 1997.)

Difference: With respect to Total Oxidizable Precursor (TOP) Assay analysis, the difference is defined as the Post-Treatment value minus the Pre-Treatment value.

Final pH: As it pertains to Sample Receipt & Container Information section of the report, Final pH reflects pH of container determined after adjustment at the laboratory, if applicable. If no adjustment required, value reflects Initial pH.

Frozen Date/Time: With respect to Volatile Organics in soil, Frozen Date/Time reflects the date/time at which associated Reagent Water-preserved vials were initially frozen. Note: If frozen date/time is beyond 48 hours from sample collection, value will be reflected in 'bold'.

Gasoline Range Organics (GRO): Gasoline Range Organics (GRO) results include all chromatographic peaks eluting from Methyl tert butyl ether through Naphthalene, with the exception of GRO analysis in support of State of Ohio programs, which includes all chromatographic peaks eluting from Hexane through Dodecane.

Initial pH: As it pertains to Sample Receipt & Container Information section of the report, Initial pH reflects pH of container determined upon receipt, if applicable.

PAH Total: With respect to Alkylated PAH analyses, the 'PAHs, Total' result is defined as the summation of results for all or a subset of the following compounds: Naphthalene, C1-C4 Naphthalenes, 2-Methylnaphthalene, 1-Methylnaphthalene, Biphenyl, Acenaphthylene, Acenaphthene, Fluorene, C1-C3 Fluorenes, Phenanthrene, C1-C4 Phenanthrenes/Anthracenes, Anthracene, Fluoranthene, Pyrene, C1-C4 Fluoranthenes/Pyrenes, Benz(a)anthracene, Chrysene, C1-C4 Chrysenes, Benzo(b)fluoranthene, Benzo(j)+(k)fluoranthene, Benzo(e)pyrene, Benzo(a)pyrene, Perylene, Indeno(1,2,3-cd)pyrene, Dibenz(ah)+(ac)anthracene, Benzo(g,h,i)perylene. If a 'Total' result is requested, the results of its individual components will also be reported.

PFAS Total: With respect to PFAS analyses, the 'PFAS, Total (5)' result is defined as the summation of results for: PFHpA, PFHxS, PFOA, PFNA and PFOS. In addition, the 'PFAS, Total (6)' result is defined as the summation of results for: PFHpA, PFHxS, PFOA, PFNA, PFDA and PFOS. For MassDEP DW compliance analysis only, the 'PFAS, Total (6)' result is defined as the summation of results at or above the RL. Note: If a 'Total' result is requested, the results of its individual components will also be reported.

Total: With respect to Organic analyses, a 'Total' result is defined as the summation of results for individual isomers or Aroclors. If a 'Total' result is requested, the results of its individual components will also be reported. This is applicable to 'Total' results for methods 8260, 8081 and 8082.

Data Qualifiers

A - Spectra identified as "Aldol Condensates" are byproducts of the extraction/concentration procedures when acetone is introduced in the process.

B - The analyte was detected above the reporting limit in the associated method blank. Flag only applies to associated field samples that have detectable concentrations of the analyte at less than ten times (10x) the concentration found in the blank. For MCP-related projects, flag only applies to associated field samples that have detectable concentrations of the analyte at less than ten times (10x) the concentration found in the blank. For DOD-related projects, flag only applies to associated field samples that have detectable concentrations of the analyte at less than ten times (10x) the concentration found in the blank AND the analyte was detected above one-half the reporting limit (or above the reporting limit for common lab contaminants) in the associated method blank. For NJ-Air-related projects, flag only applies to associated field samples that have detectable concentrations of the analyte above the reporting limit. For NJ-related projects (excluding Air), flag only applies to associated field samples that have detectable concentrations of the analyte, which was detected above the reporting limit in the associated method blank or above five times the reporting limit for common lab contaminants (Phthalates, Acetone, Methylene Chloride, 2-Butanone).

C - Co-elution: The target analyte co-elutes with a known lab standard (i.e. surrogate, internal standards, etc.) for co-extracted analyses.

D - Concentration of analyte was quantified from diluted analysis. Flag only applies to field samples that have detectable concentrations of the analyte.

E - Concentration of analyte exceeds the range of the calibration curve and/or linear range of the instrument.

F - The ratio of quantifier ion response to qualifier ion response falls outside of the laboratory criteria. Results are considered to be an estimated maximum concentration.

G - The concentration may be biased high due to matrix interferences (i.e, co-elution) with non-target compound(s). The result should be considered estimated.

H - The analysis of pH was performed beyond the regulatory-required holding time of 15 minutes from the time of sample collection.

I - The lower value for the two columns has been reported due to obvious interference.

J - Estimated value. The Target analyte concentration is below the quantitation limit (RL), but above the Method Detection Limit (MDL) or Estimated Detection Limit (EDL) for SPME-related analyses. This represents an estimated concentration for Tentatively Identified Compounds (TICs). For calculated parameters, this represents that one or more values used in the calculation were

Project Name:	E-25060-RL-2530065	**Lab Number:**	L2641569
Project Number:	058161	**Report Date:**	07/09/26

Data Qualifiers

estimated.

M - Reporting Limit (RL) exceeds the MCP CAM Reporting Limit for this analyte.

ND - Not detected at the method detection limit (MDL) for the sample, or estimated detection limit (EDL) for SPME-related analyses.

NJ - Presumptive evidence of compound. This represents an estimated concentration for Tentatively Identified Compounds (TICs), where the identification is based on a mass spectral library search.

P - The RPD between the results for the two columns exceeds the method-specified criteria.

Q - The quality control sample exceeds the associated acceptance criteria. For DOD-related projects, LCS and/or Continuing Calibration Standard exceedences are also qualified on all associated sample results. Note: This flag is not applicable for matrix spike recoveries when the sample concentration is greater than 4x the spike added or for batch duplicate RPD when the sample concentrations are less than 5x the RL. (Metals only.)

R - Analytical results are from sample re-analysis.

RE - Analytical results are from sample re-extraction.

S - Analytical results are from modified screening analysis.

V - The surrogate associated with this target analyte has a recovery outside the QC acceptance limits. (Applicable to MassDEP DW Compliance samples only.)

Z - The batch matrix spike and/or duplicate associated with this target analyte has a recovery/RPD outside the QC acceptance limits. (Applicable to MassDEP DW Compliance samples only.)

Project Name: E-25060-RL-2530065 **Lab Number:** L2641569

Project Number: 058161 **Report Date:** 07/09/26

REFERENCES

1 Test Methods for Evaluating Solid Waste: Physical/Chemical Methods. EPA SW-846. Third Edition. Updates I - VI, 2018.

LIMITATION OF LIABILITIES

Pace Analytical Services performs services with reasonable care and diligence normal to the analytical testing laboratory industry. In the event of an error, the sole and exclusive responsibility of Pace Analytical Services shall be to re-perform the work at it's own expense. In no event shall Pace Analytical Services be held liable for any incidental, consequential or special damages, including but not limited to, damages in any way connected with the use of, interpretation of, information or analysis provided by Pace Analytical Services.

We strongly urge our clients to comply with EPA protocol regarding sample volume, preservation, cooling, containers, sampling procedures, holding time and splitting of samples in the field.

ENV-FORM-WES2-0065 v03 Certificate/Approval Program Summary

Certification Information

The following analytes are not included in our Primary NELAP Scope of Accreditation:

PAS-WES2 Westborough Facility – 8 Walkup Dr. Westborough, MA 01581
EPA 8260D: NPW: 1,2,4,5-Tetramethylbenzene; 4-Ethyltoluene; SCM: Iodomethane (methyl iodide), 1,2,4,5-Tetramethylbenzene; 4-Ethyltoluene.
EPA 8270E: NPW: Dimethylnaphthalene,1,4-Diphenylhydrazine, alpha-Terpineol, Azobenzene; SCM: Dimethylnaphthalene,1,4-Diphenylhydrazine.
SM4500: NPW: Amenable Cyanide; SCM: Total Phosphorus, TKN, NO2, NO3.

PAS-MANS Mansfield Facility – 320 Forbes Blvd. Mansfield, MA 02048
SM 2540D: TSS.
Biological Tissue Matrix: EPA 3050B

PAS-MAN1 Mansfield Facility – 120 Forbes Blvd. Mansfield, MA 02048
EPA TO-15: Halothane, 2,4,4-Trimethyl-2-pentene, 2,4,4-Trimethyl-1-pentene, Thiophene, 2-Methylthiophene, 3-Methylthiophene, 2-Ethylthiophene, 1,2,3-Trimethylbenzene, Indan, Indene, 1,2,4,5-Tetramethylbenzene, Benzothiophene, 1-Methylnaphthalene.
MADEP-APH.

PAS-ELON East Longmeadow Facility – 39 Spruce Street East Longmeadow, MA 01028
EPA 524.2: 1,3,5-Trichlorobenzene, m/p-Xylene, o-xylene.
EPA 625.1: 1,2-Dichlorobenzene, 1,3-Dichlorobenzene, 1,4-Dichlorobenzene, N-Nitrosodiphenylamine**.**
EPA 8081B NPW and SCM: Alachlor, Endrin Ketone, Hexachlorobenzene.
EPA 8260D NPW: Tetrahydrofuran, 1,3,5-Trichlorobenzene; **SCM:** TAME, TBEE, Diethyl ether, DIPE, Tetrahydrofuran. 1,3,5-Trichlorobenzene, Freon-113**.**
EPA 8270E: NPW: Carbazole, 1-Methylnaphthalene, Pentachloronitrobenzene; **SCM:** Carbazole, 1-Methylnaphthalene**.**
EPA TO-13: Air: Benzo(e)pyrene, 1-Methylnaphthalene, 2-Methylnaphthalene, Perylene.
EPA TO-4A Pesticide Air: delta-BHC, Endosulfan I, Endosulfan II, Endosulfan Sulfate, Endrin, Endrin Aldehyde, Endrin Ketone, Hexachlorobenzene, Methoxychlor.
SM4500: NPW: Amenable Cyanide; **SCM:** Total Phosphorus, TKN, NH3, NECi: NO2, NO3, ASTMD516**.**

The following test method is not included in our New Jersey Secondary NELAP Scope of Accreditation:

PAS-MANS Mansfield Facility – 320 Forbes Blvd. Mansfield, MA 02048
Determination of Selected Perfluorinated Alkyl Substances by Solid Phase Extraction and Liquid Chromatography/Tandem Mass Spectrometry Isotope Dilution (via Alpha SOP 23528)

The following analytes are included in our Massachusetts DEP Scope of Accreditation:

PAS-WES2 Westborough Facility – 8 Walkup Dr. Westborough, MA 01581

Drinking Water
EPA 300.0: Chloride, Nitrate-N, Fluoride, Sulfate; **EPA 353.2**: Nitrate-N, Nitrite-N; **SM4500NO3-F**: Nitrate-N, Nitrite-N; **SM4500F-C, SM4500CN-CE, EPA 180.1, SM2130B, SM4500Cl-D, SM2320B, SM2540C, SM4500H-B, SM4500NO2-B**
EPA 504.1: EDB, DBCP.
Microbiology: **SM9215B; SM9223-P/A, SM9223B-Colilert-QT,**.

Non-Potable Water
SM4500H,B, EPA 120.1, SM2510B, SM2540C, SM2320B, SM4500CL-E, SM4500F-BC, SM4500NH3-BH: Ammonia-N and Kjeldahl-N, **EPA 350.1**: Ammonia-N, **LACHAT 10-107-06-1-B**: Ammonia-N, **EPA 351.1, SM4500NO3-F, EPA 353.2**: Nitrate-N**, SM4500P-E, SM4500P-B, E, SM4500SO4-E, SM5220D, EPA 410.4, SM5210B, SM4500CL-G, EPA 1664, EPA 420.1, SM4500-CN-CE, SM2540D, EPA 300: Chloride, Sulfate, Nitrate.**
Microbiology: **SM9223B-Colilert-QT; Enterolert-QT.**

PAS-MANS Mansfield Facility – 320 Forbes Blvd. Mansfield, MA 02048

Drinking Water
EPA 200.7: Al, Ba, Cd, Cr, Cu, Fe, Mn, Ni, Na, Ag, Ca, Zn. **EPA 200.8:** Al, Sb, As, Ba, Be, Cd, Cr, Cu, Pb, Mn, Ni, Se, Ag, TL, Zn. **EPA 245.1** Hg.
EPA 522, EPA 537.1.

Non-Potable Water
EPA 200.7: Al, Sb, As, Be, Cd, Ca, Cr, Co, Cu, Fe, Pb, Mg, Mn, Mo, Ni, K, Se, Ag, Na, Sr, TL, Ti, V, Zn.
EPA 200.8: Al, Sb**,** As, Be, Cd, Ca, Cr, Cu, Fe, Pb, Mg, Mn, Ni, K, Se, Ag, Na, TL, Zn.
EPA 245.1: Hg. **EPA 245.7:** Hg.
SM2340B

ENV-FORM-WES2-0065 v03 Certificate/Approval Program Summary

PAS-ELON East Longmeadow Facility – 39 Spruce Street East Longmeadow, MA 01028

Drinking Water
EPA 300.0: NO3, NO2, Fl, Cl, SO4. **NECI Reductase**: NO3, NO2.
SM4500F-C, SM4500Cl-B, SM4500CN-C,E, EPA 180.1, SM2320B, SM 2540C, SM4500H-B, SM4500SO4-E.
EPA 537.1; EPA 524.2: THMs and VOCs; **EPA 504.1:** EDB, DBCP.
Microbiology: SM9223-P/A: TC/EC; SM9223B-Colilert-enumeration: TC/EC; HPC-Simplate.

Non-Potable Water
SM4500H-B, SM2510B, SM2540C, SM2320B, SM4500Cl-B, SM4500NH3-B, C, EPA 350.1, NECi: NO3, **SM4500NH3-B, C: TKN, SM4500P-E: Ortho Phosphate, SM4500P-B, E: Total Phosphorus, EPA 410.4, SM5210B, SM5310C, SM4500CN-C, E, SM2540D, SM4500Cl-G, SM4500SO4-E, EPA 1664, EPA 420.1, EPA 300.0:** Cl, SO4, NO3.
EPA 624.1: Volatile Halocarbons, Volatile Aromatics.
EPA 608.3: Chlordane, Toxaphene, Aldrin, Alpha-BHC, Beta-BHC, Gamma-BHC, Delta-BHC, Dieldrin, DDD, DDE, DDT, Endosulfan I, Endosulfan II, Endosulfan Sulfate, Endrin, Endrin Aldehyde, Heptachlor, Heptachlor Epoxide, PCBs.
EPA 625.1: SVOC-Acid Extractables and Base/Neutrals
Microbiology: SM9223B-Colilert: E. coli (Ambient and Wastewater), **SM9223B-Colilert-18:** Fecal Coliform (Wastewater).

Certification IDs:

PAS-WES2 Westborough Facility – 8 Walkup Dr. Westborough, MA 01581
CT PH-0826, IL 200077, IN C-MA-03, KY KY98045, ME MA00086, MD 348, MA M-MA086, NH 2064, NJ MA935, NY 11148, NC (NPW/SCM) 666, OR MA-1316, PA 68-03671, RI LAO00065, TX T104704476, VT VT-0935, VA 460195.

PAS-MANS Mansfield Facility – 320 Forbes Blvd. Mansfield, MA 02048
ANAB/DoD L2474, CA 3117, CO MA00030, CT PH-0825, IL 200081, IN C-MA-04, KY KY98046, LA 85084, ME MA00030, MD 350, MA M-MA00030, MI 9110, MN 025-999-495, NV MA00030, NH 2062, NJ MA015, NY 11627, NC (NPW/SCM) 685, OR MA-0262, PA 68-02089, RI LAO00299, TX T-104704419, UT MA00030, VT VT-0015, VA 460194, WA C954.

PAS-MAN1 Mansfield Air Lab Facility – 120 Forbes Blvd. Mansfield, MA 02048
ANAB/DoD L2474, LA 245052, ME MA01156, MN 025-999-498, NH 2249, NJ MA025, NY 12191, OR 4203, TX T104704583, VA 460311, WA C1104.

PAS-ELON East Longmeadow Facility – 39 Spruce St. East Longmeadow, MA 01028
CT PH-0821, ME MA00100, MI 9100, NC (DENR) 652, NC (DW) 25703, MA M-MA100, NH (Secondary) 2516, NH (Primary) 2557, NJ MA007, NY 10899, PA 68-05812, RI LAO00373, VA 460217, VT-255716, WV DEP 419, WV-DW 9979C, LA 05130, LA-DW LA042, MD-DW 373, OH 87781.

For a complete listing of analytes and methods, please contact your Project Manager.

Pace

CHAIN OF CUSTODY

PAGE 1 OF 1

Date Rec'd in Lab: 7/2/26

L2641569

WESTBORO, MA TEL: 508-898-9220 FAX: 508-898-9193
MANSFIELD, MA TEL: 508-822-9300 FAX: 508-822-3288

Client Information

Client: Sunoco Pipeline(SPLP)
Address: 100 Green St
Marcus Hook, PA
Phone: 610-859-6297
Fax:
Email: bradford.fish@energytransfer.com
☐ These samples have been previously analyzed by Pace

Project Information

Project Name: E-25060-RL-2530065
Project Location: Washington Crossing, PA
Project #: 058161
Project Manager: Mark Schaeffer
Pace Quote #:

Turn-Around Time

☐ Standard ☒ RUSH (pre-approved)
Date Due: 5-day TAT Time:

Report Information - Data Deliverables

☐ FAX ☐ EMAIL
☐ ADEx ☐ Add'l Deliverables

Billing Information

☐ Same as Client info PO #:

Regulatory Requirements/Report Limits

State /Fed Program | Criteria

Other Project Specific Requirements/Comments/Detection Limits:
Data Package: Level IV including CTEH & Environemental Standards EDDs; Bill to SPLP; VOC8260 list – benzene, toluene, ethylbenzene, total xylenes, methyl tert-butyl ether (MTBE), naphthalene, isopropylbenzene, 1,3,5-trimethylbenzene, 1,2,4-trimethylbenzene, 1,2-dichloroethane (EDC)

Pace Lab ID (Lab Use Only)	Sample ID	Collection Date	Collection Time	Sample Matrix	Sampler's Initials	VOCs- USEPA 8260C	EDB- USEPA 8011	Lead(dissolved)- USEPA 6020B	Sample Specific Comments	TOTAL # BOTTLES
41569-01	UMPA260629WELLA	6/29/26	1545	GW	GH	X	X	X		6

SAMPLE HANDLING
Filtration: ☒ Done ☐ Not needed ☐ Lab to do
Preservation: ☐ Lab to do (Please specify below)

Container Type	V	V	P
Preservative	B	H	C

Please print clearly, legibly and completely. Samples can not be logged in and turnaround time clock will not start until any ambiguities are resolved. All samples submitted are subject to Pace's Terms and Conditions. See reverse side.

Relinquished By:	Date/Time	Received By:	Date/Time
Anton Adams Stantec	7/1/26 1520	D Robson PACE	7/1/26 1520
D Rob PACE	7/1/26	Anthony Green AL	JUL 01 2026 2300 7-2 0130
Anthony Green AL	7-2 0300	[illegible]	7/2/26 03:00

FORM NO: 01-01 (rev. 25-FEB-25)

Sample Delivery Group Summary

Pace Job Number : L2641569

Received : 01-JUL-2026
Reviewer : Monique Irving

Account Name : Stantec, Inc.
Project Number : 058161
Project Name : E-25060-RL-2530065

Delivery Information

Samples Delivered By : Pace Courier

Chain of Custody : Present

Cooler Information

Cooler	Seal/Seal#	Preservation	Temperature(°C)	Additional Information
A	Absent/	Ice	5.1	

Condition Information

1) All samples on COC received?	**YES**
2) Extra samples received?	**NO**
3) Are there any sample container discrepancies?	**NO**
4) Are there any discrepancies between COC & sample labels?	**NO**
5) Are samples in appropriate containers for requested analysis?	**YES**
6) Are samples properly preserved for requested analysis?	**YES**
7) Are samples within holding time for requested analysis?	**YES**
8) All sampling equipment returned?	**NA**

Volatile Organics/VPH

1) Reagent Water Vials Frozen by Client?	**NO**

ANALYTICAL REPORT

Lab Number:	L2644156
Client:	Stantec, Inc. 1060 Andrew Drive Suite 140 West Chester, PA 19380
ATTN:	Mark Schaeffer
Phone:	(610) 407-7943
Project Name:	E-25060-RL-2530065
Project Number:	058161
Report Date:	07/20/26

The original project report/data package is held by Pace Analytical Services. This report/data package is paginated and should be reproduced only in its entirety. Pace Analytical Services holds no responsibility for results and/or data that are not consistent with the original.

Eight Walkup Drive, Westborough, MA 01581-1019
508-898-9220 (Fax) 508-898-9193 800-624-9220 - www.alphalab.com

Project Name: E-25060-RL-2530065
Project Number: 058161

Lab Number: L2644156
Report Date: 07/20/26

Lab Sample ID	Client ID	Matrix	Sample Location	Collection Date/Time	Receive Date
L2644156-01	UMPA20260713MW16DD	WATER	WASHINGTON CROSSING, PA	07/13/26 10:55	07/14/26

Project Name:	E-25060-RL-2530065	**Lab Number:**	L2644156
Project Number:	058161	**Report Date:**	07/20/26

Case Narrative

The samples were received in accordance with the Chain of Custody and no significant deviations were encountered during the preparation or analysis unless otherwise noted. Sample Receipt, Container Information, and the Chain of Custody are located at the back of the report.

Results contained within this report relate only to the samples submitted under this Pace Lab Number and meet NELAP requirements for all NELAP accredited parameters unless otherwise noted in the following narrative. The data presented in this report is organized by parameter (i.e. VOC, SVOC, etc.). Sample specific Quality Control data (i.e. Surrogate Spike Recovery) is reported at the end of the target analyte list for each individual sample, followed by the Laboratory Batch Quality Control at the end of each parameter. Tentatively Identified Compounds (TICs), if requested, are reported for compounds identified to be present and are not part of the method/program Target Compound List, even if only a subset of the TCL are being reported. If a sample was re-analyzed or re-extracted due to a required quality control corrective action and if both sets of data are reported, the Laboratory ID of the re-analysis or re-extraction is designated with an "R" or "RE", respectively.

When multiple Batch Quality Control elements are reported (e.g. more than one LCS), the associated samples for each element are noted in the grey shaded header line of each data table. Any Laboratory Batch, Sample Specific % recovery or RPD value that is outside the listed Acceptance Criteria is bolded in the report. In reference to questions H (CAM) or 4 (RCP) when "NO" is checked, the performance criteria for CAM and RCP methods allow for some quality control failures to occur and still be within method compliance. In these instances, the specific failure is not narrated but noted in the associated QC Outlier Summary Report, located directly after the Case Narrative. QC information is also incorporated in the Data Usability Assessment table (Format 11) of our Data Merger tool, where it can be reviewed in conjunction with the sample result, associated regulatory criteria and any associated data usability implications.

Soil/sediments and solids are reported on a dry weight basis unless otherwise noted. Tissues are reported "as received" or on a wet weight basis, unless otherwise noted. Definitions of all data qualifiers and acronyms used in this report are provided in the Glossary located at the back of the report.

HOLD POLICY - For samples submitted on hold, Pace's policy is to hold samples (with the exception of Air canisters) free of charge for 21 calendar days from the date the project is completed. After 21 calendar days, we will dispose of all samples submitted including those put on hold unless you have contacted your Pace Project Manager and made arrangements for Pace to continue to hold the samples. Air canisters will be disposed after 3 business days from the date the project is completed.

Please contact Project Management at 800-624-9220 with any questions.

Project Name:	E-25060-RL-2530065	**Lab Number:**	L2644156
Project Number:	058161	**Report Date:**	07/20/26

Case Narrative (continued)

Report Submission

All non-detect (ND) or estimated concentrations (J-qualified) have been quantitated to the limit noted in the MDL column.

I, the undersigned, attest under the pains and penalties of perjury that, to the best of my knowledge and belief and based upon my personal inquiry of those responsible for providing the information contained in this analytical report, such information is accurate and complete. This certificate of analysis is not complete unless this page accompanies any and all pages of this report.

Authorized Signature: Caitlin Walukevich

Title: Technical Director/Representative

Date: 07/20/26

QC OUTLIER SUMMARY REPORT

Project Name: E-25060-RL-2530065

Project Number: 058161

Lab Number: L2644156

Report Date: 07/20/26

Method	Client ID (Native ID)	Lab ID	Parameter	QC Type	Recovery/RPD (%)	QC Limits (%)	Associated Samples	Data Quality Assessment
Volatile Organics by GC/MS - Westborough Lab								
8260D	Batch QC (L2644156-01)	WG2242557-7	1,2-Dichloroethane	MSD	150	70-130	01	potential high bias

ORGANICS

VOLATILES

Project Name: E-25060-RL-2530065 **Lab Number:** L2644156

Project Number: 058161 **Report Date:** 07/20/26

SAMPLE RESULTS

Lab ID: L2644156-01
Client ID: UMPA20260713MW16DD
Sample Location: WASHINGTON CROSSING, PA

Date Collected: 07/13/26 10:55
Date Received: 07/14/26
Field Prep: Refer to COC

Sample Depth:
Matrix: Water
Analytical Method: 1,8011
Analytical Date: 07/15/26 15:38
Analyst: MTC

Extraction Method: EPA 8011
Extraction Date: 07/15/26 13:05

Parameter	Result	Qualifier	Units	RL	MDL	Dilution Factor	Column
Microextractables by GC - Westborough Lab							
1,2-Dibromoethane	ND		ug/l	0.010	0.005	1	A

Project Name: E-25060-RL-2530065 **Lab Number:** L2644156

Project Number: 058161 **Report Date:** 07/20/26

SAMPLE RESULTS

Lab ID: L2644156-01 Date Collected: 07/13/26 10:55

Client ID: UMPA20260713MW16DD Date Received: 07/14/26

Sample Location: WASHINGTON CROSSING, PA Field Prep: Refer to COC

Sample Depth:

Matrix: Water

Analytical Method: 1,8260D

Analytical Date: 07/15/26 21:27

Analyst: JKH

Parameter	Result	Qualifier	Units	RL	MDL	Dilution Factor
Volatile Organics by GC/MS - Westborough Lab						
Methyl tert butyl ether	ND		ug/l	1.0	0.17	1
Benzene	ND		ug/l	0.50	0.16	1
1,2-Dichloroethane	ND		ug/l	0.50	0.13	1
Toluene	ND		ug/l	0.75	0.20	1
Ethylbenzene	ND		ug/l	0.50	0.17	1
p/m-Xylene	ND		ug/l	1.0	0.33	1
o-Xylene	ND		ug/l	1.0	0.39	1
Xylenes, Total	ND		ug/l	1.0	0.33	1
Isopropylbenzene	ND		ug/l	0.50	0.19	1
1,3,5-Trimethylbenzene	ND		ug/l	2.5	0.22	1
1,2,4-Trimethylbenzene	ND		ug/l	2.5	0.19	1
Naphthalene	ND		ug/l	1.0	0.22	1

Surrogate	% Recovery	Qualifier	Acceptance Criteria
1,2-Dichloroethane-d4	114		70-130
Toluene-d8	99		70-130
4-Bromofluorobenzene	89		70-130
Dibromofluoromethane	124		70-130

Project Name: E-25060-RL-2530065
Project Number: 058161

Lab Number: L2644156
Report Date: 07/20/26

Method Blank Analysis
Batch Quality Control

Analytical Method: 1,8011
Analytical Date: 07/15/26 14:42
Analyst: MTC

Extraction Method: EPA 8011
Extraction Date: 07/15/26 13:05

Parameter	Result	Qualifier	Units	RL	MDL	
Microextractables by GC - Westborough Lab for sample(s): 01 Batch: WG2241946-1						
1,2-Dibromoethane	ND		ug/l	0.010	0.005	A

Project Name: E-25060-RL-2530065 **Lab Number:** L2644156

Project Number: 058161 **Report Date:** 07/20/26

Method Blank Analysis
Batch Quality Control

Analytical Method: 1,8260D
Analytical Date: 07/15/26 20:09
Analyst: ODD

Parameter	Result	Qualifier	Units	RL	MDL
Volatile Organics by GC/MS - Westborough Lab for sample(s): 01 Batch: WG2242557-5					
Methyl tert butyl ether	ND		ug/l	1.0	0.17
Benzene	ND		ug/l	0.50	0.16
1,2-Dichloroethane	ND		ug/l	0.50	0.13
Toluene	ND		ug/l	0.75	0.20
Ethylbenzene	ND		ug/l	0.50	0.17
p/m-Xylene	ND		ug/l	1.0	0.33
o-Xylene	ND		ug/l	1.0	0.39
Xylenes, Total	ND		ug/l	1.0	0.33
Isopropylbenzene	ND		ug/l	0.50	0.19
1,3,5-Trimethylbenzene	ND		ug/l	2.5	0.22
1,2,4-Trimethylbenzene	ND		ug/l	2.5	0.19
Naphthalene	ND		ug/l	1.0	0.22

Surrogate	%Recovery	Qualifier	Acceptance Criteria
1,2-Dichloroethane-d4	115		70-130
Toluene-d8	96		70-130
4-Bromofluorobenzene	93		70-130
Dibromofluoromethane	124		70-130

Lab Control Sample Analysis
Batch Quality Control

Project Name: E-25060-RL-2530065
Project Number: 058161
Lab Number: L2644156
Report Date: 07/20/26

Parameter	LCS %Recovery	Qual	LCSD %Recovery	Qual	%Recovery Limits	RPD	Qual	RPD Limits	Column
Microextractables by GC - Westborough Lab Associated sample(s): 01 Batch: WG2241946-2									
1,2-Dibromoethane	113		-		60-140	-			A

Lab Control Sample Analysis
Batch Quality Control

Project Name: E-25060-RL-2530065
Project Number: 058161
Lab Number: L2644156
Report Date: 07/20/26

Parameter	LCS %Recovery	Qual	LCSD %Recovery	Qual	%Recovery Limits	RPD	Qual	RPD Limits
Volatile Organics by GC/MS - Westborough Lab Associated sample(s): 01 Batch: WG2242557-3 WG2242557-4								
Methyl tert butyl ether	86		94		63-130	9		20
Benzene	100		100		70-130	0		20
1,2-Dichloroethane	110		120		70-130	9		20
Toluene	99		100		70-130	1		20
Ethylbenzene	100		99		70-130	1		20
p/m-Xylene	105		100		70-130	5		20
o-Xylene	100		100		70-130	0		20
Isopropylbenzene	96		96		70-130	0		20
1,3,5-Trimethylbenzene	93		94		64-130	1		20
1,2,4-Trimethylbenzene	92		92		70-130	0		20
Naphthalene	87		92		70-130	6		20

Surrogate	LCS %Recovery	Qual	LCSD %Recovery	Qual	Acceptance Criteria
1,2-Dichloroethane-d4	107		116		70-130
Toluene-d8	99		103		70-130
4-Bromofluorobenzene	91		91		70-130
Dibromofluoromethane	111		113		70-130

Matrix Spike Analysis

Batch Quality Control

Project Name: E-25060-RL-2530065

Project Number: 058161

Lab Number: L2644156

Report Date: 07/20/26

Parameter	Native Sample	MS Added	MS Found	MS %Recovery	Qual	MSD Found	MSD %Recovery	Qual	Recovery Limits	RPD	Qual	RPD Limits	Column
Microextractables by GC - Westborough Lab Associated sample(s): 01 QC Batch ID: WG2241946-3 WG2241946-4 QC Sample: L2644156-01 Client ID: UMPA20260713MW16DD													
1,2-Dibromoethane	ND	0.199	0.208	105		0.202	100		60-140	3		20	A

Matrix Spike Analysis
Batch Quality Control

Project Name: E-25060-RL-2530065 ***Lab Number:*** L2644156

Project Number: 058161 ***Report Date:*** 07/20/26

Parameter	Native Sample	MS Added	MS Found	MS %Recovery	Qual	MSD Found	MSD %Recovery	Qual	Recovery Limits	RPD	Qual	RPD Limits
Volatile Organics by GC/MS - Westborough Lab Associated sample(s): 01 QC Batch ID: WG2242557-6 WG2242557-7 QC Sample: L2644156-01 Client ID: UMPA20260713MW16DD												
Methyl tert butyl ether	ND	10	10	100		11	110		63-130	10		20
Benzene	ND	10	12	120		13	130		70-130	8		20
1,2-Dichloroethane	ND	10	13	130		15	**150**	Q	70-130	14		20
Toluene	ND	10	12	120		13	130		70-130	8		20
Ethylbenzene	ND	10	11	110		13	130		70-130	17		20
p/m-Xylene	ND	20	24	120		25	125		70-130	4		20
o-Xylene	ND	20	23	115		24	120		70-130	4		20
Isopropylbenzene	ND	10	12	120		12	120		70-130	0		20
1,3,5-Trimethylbenzene	ND	10	11	110		12	120		64-130	9		20
1,2,4-Trimethylbenzene	ND	10	10	100		11	110		70-130	10		20
Naphthalene	ND	10	9.9	99		10	100		70-130	1		20

Surrogate	MS % Recovery	MS Qualifier	MSD % Recovery	MSD Qualifier	Acceptance Criteria
1,2-Dichloroethane-d4	110		121		70-130
4-Bromofluorobenzene	97		97		70-130
Dibromofluoromethane	112		112		70-130
Toluene-d8	102		103		70-130

METALS

Project Name: E-25060-RL-2530065 **Lab Number:** L2644156

Project Number: 058161 **Report Date:** 07/20/26

SAMPLE RESULTS

Lab ID: L2644156-01 Date Collected: 07/13/26 10:55

Client ID: UMPA20260713MW16DD Date Received: 07/14/26

Sample Location: WASHINGTON CROSSING, PA Field Prep: Refer to COC

Sample Depth:

Matrix: Water

Parameter	Result	Qualifier	Units	RL	MDL	Dilution Factor	Date Prepared	Date Analyzed	Prep Method	Analytical Method	Analyst
Dissolved Metals - Mansfield Lab											
Lead, Dissolved	8.720		ug/l	1.000	0.3430	1	07/15/26 20:12	07/17/26 17:42	EPA 3005A	1,6020B	NDD

Project Name: E-25060-RL-2530065 **Lab Number:** L2644156

Project Number: 058161 **Report Date:** 07/20/26

Method Blank Analysis
Batch Quality Control

Parameter	Result	Qualifier	Units	RL	MDL	Dilution Factor	Date Prepared	Date Analyzed	Analytical Method	Analyst
Dissolved Metals - Mansfield Lab for sample(s): 01 Batch: WG2241987-1										
Lead, Dissolved	ND		ug/l	1.000	0.3430	1	07/15/26 20:12	07/17/26 17:33	1,6020B	NDD

Prep Information

Digestion Method: EPA 3005A

Lab Control Sample Analysis
Batch Quality Control

Project Name: E-25060-RL-2530065
Project Number: 058161

Lab Number: L2644156
Report Date: 07/20/26

Parameter	LCS %Recovery	Qual	LCSD %Recovery	Qual	%Recovery Limits	RPD	Qual	RPD Limits
Dissolved Metals - Mansfield Lab Associated sample(s): 01 Batch: WG2241987-2								
Lead, Dissolved	97		-		80-120	-		

Matrix Spike Analysis
Batch Quality Control

Project Name: E-25060-RL-2530065
Project Number: 058161
Lab Number: L2644156
Report Date: 07/20/26

Parameter	Native Sample	MS Added	MS Found	MS %Recovery	Qual	MSD Found	MSD %Recovery	Qual	Recovery Limits	RPD	Qual	RPD Limits
Dissolved Metals - Mansfield Lab Associated sample(s): 01 QC Batch ID: WG2241987-3 WG2241987-4 QC Sample: L2644156-01 Client ID: UMPA20260713MW16DD												
Lead, Dissolved	8.720	530	506.3	94		528.6	98		75-125	4		20

Project Name: E-25060-RL-2530065
Project Number: 058161

Lab Number: L2644156
Report Date: 07/20/26

Sample Receipt and Container Information

Were project specific reporting limits specified? YES

Cooler Information

Cooler	Custody Seal
A	Absent

Container Information

Container ID	Container Type	Cooler	Initial pH	Final pH	Temp deg C	Pres	Seal	Frozen Date/Time	Analysis(*)
L2644156-01A	Vial HCl preserved	NA	NA			Y	Absent		PA-8260(14)
L2644156-01A1	Vial HCl preserved	NA	NA			Y	Absent		PA-8260(14)
L2644156-01A2	Vial HCl preserved	NA	NA			Y	Absent		PA-8260(14)
L2644156-01B	Vial HCl preserved	NA	NA			Y	Absent		PA-8260(14)
L2644156-01B1	Vial HCl preserved	NA	NA			Y	Absent		PA-8260(14)
L2644156-01B2	Vial HCl preserved	NA	NA			Y	Absent		PA-8260(14)
L2644156-01C	Vial HCl preserved	NA	NA			Y	Absent		PA-8260(14)
L2644156-01C1	Vial HCl preserved	NA	NA			Y	Absent		PA-8260(14)
L2644156-01C2	Vial HCl preserved	NA	NA			Y	Absent		PA-8260(14)
L2644156-01D	Vial Na2S2O3 preserved	NA	NA			Y	Absent		8011(14)
L2644156-01D1	Vial Na2S2O3 preserved	NA	NA			Y	Absent		8011(14)
L2644156-01D2	Vial Na2S2O3 preserved	NA	NA			Y	Absent		8011(14)
L2644156-01E	Vial Na2S2O3 preserved	NA	NA			Y	Absent		8011(14)
L2644156-01E1	Vial Na2S2O3 preserved	NA	NA			Y	Absent		8011(14)
L2644156-01E2	Vial Na2S2O3 preserved	NA	NA			Y	Absent		8011(14)
L2644156-01F	Plastic 250ml HNO3 preserved	NA	<2	<2		Y	Absent		PB-6020S-PPB(180)
L2644156-01F1	Plastic 250ml HNO3 preserved	NA	<2	<2		Y	Absent		PB-6020S-PPB(180)
L2644156-01F2	Plastic 250ml HNO3 preserved	NA	<2	<2		Y	Absent		PB-6020S-PPB(180)

*Values in parentheses indicate holding time in days

Project Name: E-25060-RL-2530065 **Lab Number:** L2644156

Project Number: 058161 **Report Date:** 07/20/26

GLOSSARY

Acronyms

DL	- Detection Limit: This value represents the level to which target analyte concentrations are reported as estimated values, when those target analyte concentrations are quantified below the limit of quantitation (LOQ). The DL includes any adjustments from dilutions, concentrations or moisture content, where applicable. (DoD report formats only.)
EDL	- Estimated Detection Limit: This value represents the level to which target analyte concentrations are reported as estimated values, when those target analyte concentrations are quantified below the reporting limit (RL). The EDL includes any adjustments from dilutions, concentrations or moisture content, where applicable. The use of EDLs is specific to the analysis of PAHs using Solid-Phase Microextraction (SPME).
EMPC	- Estimated Maximum Possible Concentration: The concentration that results from the signal present at the retention time of an analyte when the ions meet all of the identification criteria except the ion abundance ratio criteria. An EMPC is a worst-case estimate of the concentration.
EPA	- Environmental Protection Agency.
LCS	- Laboratory Control Sample: A sample matrix, free from the analytes of interest, spiked with verified known amounts of analytes or a material containing known and verified amounts of analytes.
LCSD	- Laboratory Control Sample Duplicate: Refer to LCS.
LFB	- Laboratory Fortified Blank: A sample matrix, free from the analytes of interest, spiked with verified known amounts of analytes or a material containing known and verified amounts of analytes.
LOD	- Limit of Detection: This value represents the level to which a target analyte can reliably be detected for a specific analyte in a specific matrix by a specific method. The LOD includes any adjustments from dilutions, concentrations or moisture content, where applicable. (DoD report formats only.)
LOQ	- Limit of Quantitation: The value at which an instrument can accurately measure an analyte at a specific concentration. The LOQ includes any adjustments from dilutions, concentrations or moisture content, where applicable. (DoD report formats only.) Limit of Quantitation: The value at which an instrument can accurately measure an analyte at a specific concentration. The LOQ includes any adjustments from dilutions, concentrations or moisture content, where applicable. (DoD report formats only.)
MDL	- Method Detection Limit: This value represents the level to which target analyte concentrations are reported as estimated values, when those target analyte concentrations are quantified below the reporting limit (RL). The MDL includes any adjustments from dilutions, concentrations or moisture content, where applicable.
MS	- Matrix Spike Sample: A sample prepared by adding a known mass of target analyte to a specified amount of matrix sample for which an independent estimate of target analyte concentration is available. For Method 332.0, the spike recovery is calculated using the native concentration, including estimated values.
MSD	- Matrix Spike Sample Duplicate: Refer to MS.
NA	- Not Applicable.
NC	- Not Calculated: Term is utilized when one or more of the results utilized in the calculation are non-detect at the parameter's reporting unit.
NDPA/DPA	- N-Nitrosodiphenylamine/Diphenylamine.
NI	- Not Ignitable.
NP	- Non-Plastic: Term is utilized for the analysis of Atterberg Limits in soil.
NR	- No Results: Term is utilized when 'No Target Compounds Requested' is reported for the analysis of Volatile or Semivolatile Organic TIC only requests.
RL	- Reporting Limit: The value at which an instrument can accurately measure an analyte at a specific concentration. The RL includes any adjustments from dilutions, concentrations or moisture content, where applicable.
RPD	- Relative Percent Difference: The results from matrix and/or matrix spike duplicates are primarily designed to assess the precision of analytical results in a given matrix and are expressed as relative percent difference (RPD). Values which are less than five times the reporting limit for any individual parameter are evaluated by utilizing the absolute difference between the values; although the RPD value will be provided in the report.
SRM	- Standard Reference Material: A reference sample of a known or certified value that is of the same or similar matrix as the associated field samples.
STLP	- Semi-dynamic Tank Leaching Procedure per EPA Method 1315.
TEF	- Toxic Equivalency Factors: The values assigned to each dioxin and furan to evaluate their toxicity relative to 2,3,7,8-TCDD.
TEQ	- Toxic Equivalent: The measure of a sample's toxicity derived by multiplying each dioxin and furan by its corresponding TEF and then summing the resulting values.
TIC	- Tentatively Identified Compound: A compound that has been identified to be present and is not part of the target compound list (TCL) for the method and/or program. All TICs are qualitatively identified and reported as estimated concentrations.

Report Format: DU Report with 'J' Qualifiers

Project Name:	E-25060-RL-2530065	**Lab Number:**	L2644156
Project Number:	058161	**Report Date:**	07/20/26

Footnotes

1 - The reference for this analyte should be considered modified since this analyte is absent from the target analyte list of the original method.

Terms

Analytical Method: Both the document from which the method originates and the analytical reference method. (Example: EPA 8260B is shown as 1,8260B.) The codes for the reference method documents are provided in the References section of the Addendum.

Chlordane: The target compound Chlordane (CAS No. 57-74-9) is reported for GC ECD analyses. Per EPA,this compound "refers to a mixture of chlordane isomers, other chlorinated hydrocarbons and numerous other components." (Reference: USEPA Toxicological Review of Chlordane, In Support of Summary Information on the Integrated Risk Information System (IRIS), December 1997.)

Difference: With respect to Total Oxidizable Precursor (TOP) Assay analysis, the difference is defined as the Post-Treatment value minus the Pre-Treatment value.

Final pH: As it pertains to Sample Receipt & Container Information section of the report, Final pH reflects pH of container determined after adjustment at the laboratory, if applicable. If no adjustment required, value reflects Initial pH.

Frozen Date/Time: With respect to Volatile Organics in soil, Frozen Date/Time reflects the date/time at which associated Reagent Water-preserved vials were initially frozen. Note: If frozen date/time is beyond 48 hours from sample collection, value will be reflected in 'bold'.

Gasoline Range Organics (GRO): Gasoline Range Organics (GRO) results include all chromatographic peaks eluting from Methyl tert butyl ether through Naphthalene, with the exception of GRO analysis in support of State of Ohio programs, which includes all chromatographic peaks eluting from Hexane through Dodecane.

Initial pH: As it pertains to Sample Receipt & Container Information section of the report, Initial pH reflects pH of container determined upon receipt, if applicable.

PAH Total: With respect to Alkylated PAH analyses, the 'PAHs, Total' result is defined as the summation of results for all or a subset of the following compounds: Naphthalene, C1-C4 Naphthalenes, 2-Methylnaphthalene, 1-Methylnaphthalene, Biphenyl, Acenaphthylene, Acenaphthene, Fluorene, C1-C3 Fluorenes, Phenanthrene, C1-C4 Phenanthrenes/Anthracenes, Anthracene, Fluoranthene, Pyrene, C1-C4 Fluoranthenes/Pyrenes, Benz(a)anthracene, Chrysene, C1-C4 Chrysenes, Benzo(b)fluoranthene, Benzo(j)+(k)fluoranthene, Benzo(e)pyrene, Benzo(a)pyrene, Perylene, Indeno(1,2,3-cd)pyrene, Dibenz(ah)+(ac)anthracene, Benzo(g,h,i)perylene. If a 'Total' result is requested, the results of its individual components will also be reported.

PFAS Total: With respect to PFAS analyses, the 'PFAS, Total (5)' result is defined as the summation of results for: PFHpA, PFHxS, PFOA, PFNA and PFOS. In addition, the 'PFAS, Total (6)' result is defined as the summation of results for: PFHpA, PFHxS, PFOA, PFNA, PFDA and PFOS. For MassDEP DW compliance analysis only, the 'PFAS, Total (6)' result is defined as the summation of results at or above the RL. Note: If a 'Total' result is requested, the results of its individual components will also be reported.

Total: With respect to Organic analyses, a 'Total' result is defined as the summation of results for individual isomers or Aroclors. If a 'Total' result is requested, the results of its individual components will also be reported. This is applicable to 'Total' results for methods 8260, 8081 and 8082.

Data Qualifiers

A - Spectra identified as "Aldol Condensates" are byproducts of the extraction/concentration procedures when acetone is introduced in the process.

B - The analyte was detected above the reporting limit in the associated method blank. Flag only applies to associated field samples that have detectable concentrations of the analyte at less than ten times (10x) the concentration found in the blank. For MCP-related projects, flag only applies to associated field samples that have detectable concentrations of the analyte at less than ten times (10x) the concentration found in the blank. For DOD-related projects, flag only applies to associated field samples that have detectable concentrations of the analyte at less than ten times (10x) the concentration found in the blank AND the analyte was detected above one-half the reporting limit (or above the reporting limit for common lab contaminants) in the associated method blank. For NJ-Air-related projects, flag only applies to associated field samples that have detectable concentrations of the analyte above the reporting limit. For NJ-related projects (excluding Air), flag only applies to associated field samples that have detectable concentrations of the analyte, which was detected above the reporting limit in the associated method blank or above five times the reporting limit for common lab contaminants (Phthalates, Acetone, Methylene Chloride, 2-Butanone).

C - Co-elution: The target analyte co-elutes with a known lab standard (i.e. surrogate, internal standards, etc.) for co-extracted analyses.

D - Concentration of analyte was quantified from diluted analysis. Flag only applies to field samples that have detectable concentrations of the analyte.

E - Concentration of analyte exceeds the range of the calibration curve and/or linear range of the instrument.

F - The ratio of quantifier ion response to qualifier ion response falls outside of the laboratory criteria. Results are considered to be an estimated maximum concentration.

G - The concentration may be biased high due to matrix interferences (i.e, co-elution) with non-target compound(s). The result should be considered estimated.

H - The analysis of pH was performed beyond the regulatory-required holding time of 15 minutes from the time of sample collection.

I - The lower value for the two columns has been reported due to obvious interference.

J - Estimated value. The Target analyte concentration is below the quantitation limit (RL), but above the Method Detection Limit (MDL) or Estimated Detection Limit (EDL) for SPME-related analyses. This represents an estimated concentration for Tentatively Identified Compounds (TICs). For calculated parameters, this represents that one or more values used in the calculation were

Project Name:	E-25060-RL-2530065	**Lab Number:**	L2644156
Project Number:	058161	**Report Date:**	07/20/26

Data Qualifiers

estimated.

M - Reporting Limit (RL) exceeds the MCP CAM Reporting Limit for this analyte.

ND - Not detected at the method detection limit (MDL) for the sample, or estimated detection limit (EDL) for SPME-related analyses.

NJ - Presumptive evidence of compound. This represents an estimated concentration for Tentatively Identified Compounds (TICs), where the identification is based on a mass spectral library search.

P - The RPD between the results for the two columns exceeds the method-specified criteria.

Q - The quality control sample exceeds the associated acceptance criteria. For DOD-related projects, LCS and/or Continuing Calibration Standard exceedences are also qualified on all associated sample results. Note: This flag is not applicable for matrix spike recoveries when the sample concentration is greater than 4x the spike added or for batch duplicate RPD when the sample concentrations are less than 5x the RL. (Metals only.)

R - Analytical results are from sample re-analysis.

RE - Analytical results are from sample re-extraction.

S - Analytical results are from modified screening analysis.

V - The surrogate associated with this target analyte has a recovery outside the QC acceptance limits. (Applicable to MassDEP DW Compliance samples only.)

Z - The batch matrix spike and/or duplicate associated with this target analyte has a recovery/RPD outside the QC acceptance limits. (Applicable to MassDEP DW Compliance samples only.)

Project Name: E-25060-RL-2530065 **Lab Number:** L2644156

Project Number: 058161 **Report Date:** 07/20/26

REFERENCES

1 Test Methods for Evaluating Solid Waste: Physical/Chemical Methods. EPA SW-846. Third Edition. Updates I - VI, 2018.

LIMITATION OF LIABILITIES

Pace Analytical Services performs services with reasonable care and diligence normal to the analytical testing laboratory industry. In the event of an error, the sole and exclusive responsibility of Pace Analytical Services shall be to re-perform the work at it's own expense. In no event shall Pace Analytical Services be held liable for any incidental, consequential or special damages, including but not limited to, damages in any way connected with the use of, interpretation of, information or analysis provided by Pace Analytical Services.

We strongly urge our clients to comply with EPA protocol regarding sample volume, preservation, cooling, containers, sampling procedures, holding time and splitting of samples in the field.

ENV-FORM-WES2-0065 v03 Certificate/Approval Program Summary

Certification Information

The following analytes are not included in our Primary NELAP Scope of Accreditation:

PAS-WES2 Westborough Facility – 8 Walkup Dr. Westborough, MA 01581
EPA 8260D: NPW: 1,2,4,5-Tetramethylbenzene; 4-Ethyltoluene; SCM: Iodomethane (methyl iodide), 1,2,4,5-Tetramethylbenzene; 4-Ethyltoluene.
EPA 8270E: NPW: Dimethylnaphthalene,1,4-Diphenylhydrazine, alpha-Terpineol, Azobenzene; SCM: Dimethylnaphthalene,1,4-Diphenylhydrazine.
SM4500: NPW: Amenable Cyanide; SCM: Total Phosphorus, TKN, NO2, NO3.

PAS-MANS Mansfield Facility – 320 Forbes Blvd. Mansfield, MA 02048
SM 2540D: TSS.
Biological Tissue Matrix: EPA 3050B

PAS-MAN1 Mansfield Facility – 120 Forbes Blvd. Mansfield, MA 02048
EPA TO-15: Halothane, 2,4,4-Trimethyl-2-pentene, 2,4,4-Trimethyl-1-pentene, Thiophene, 2-Methylthiophene, 3-Methylthiophene, 2-Ethylthiophene, 1,2,3-Trimethylbenzene, Indan, Indene, 1,2,4,5-Tetramethylbenzene, Benzothiophene, 1-Methylnaphthalene.
MADEP-APH.

PAS-ELON East Longmeadow Facility – 39 Spruce Street East Longmeadow, MA 01028
EPA 524.2: 1,3,5-Trichlorobenzene, m/p-Xylene, o-xylene.
EPA 625.1: 1,2-Dichlorobenzene, 1,3-Dichlorobenzene, 1,4-Dichlorobenzene, N-Nitrosodiphenylamine**.**
EPA 8081B NPW and SCM: Alachlor, Endrin Ketone, Hexachlorobenzene.
EPA 8260D NPW: Tetrahydrofuran, 1,3,5-Trichlorobenzene; **SCM:** TAME, TBEE, Diethyl ether, DIPE, Tetrahydrofuran. 1,3,5-Trichlorobenzene, Freon-113**.**
EPA 8270E: NPW: Carbazole, 1-Methylnaphthalene, Pentachloronitrobenzene; **SCM:** Carbazole, 1-Methylnaphthalene**.**
EPA TO-13: Air: Benzo(e)pyrene, 1-Methylnaphthalene, 2-Methylnaphthalene, Perylene.
EPA TO-4A Pesticide Air: delta-BHC, Endosulfan I, Endosulfan II, Endosulfan Sulfate, Endrin, Endrin Aldehyde, Endrin Ketone, Hexachlorobenzene, Methoxychlor.
SM4500: NPW: Amenable Cyanide; **SCM:** Total Phosphorus, TKN, NH3, NECi: NO2, NO3, ASTMD516**.**

The following test method is not included in our New Jersey Secondary NELAP Scope of Accreditation:

PAS-MANS Mansfield Facility – 320 Forbes Blvd. Mansfield, MA 02048
Determination of Selected Perfluorinated Alkyl Substances by Solid Phase Extraction and Liquid Chromatography/Tandem Mass Spectrometry Isotope Dilution (via Alpha SOP 23528)

The following analytes are included in our Massachusetts DEP Scope of Accreditation:

PAS-WES2 Westborough Facility – 8 Walkup Dr. Westborough, MA 01581

Drinking Water
EPA 300.0: Chloride, Nitrate-N, Fluoride, Sulfate; **EPA 353.2**: Nitrate-N, Nitrite-N; **SM4500NO3-F**: Nitrate-N, Nitrite-N; **SM4500F-C, SM4500CN-CE, EPA 180.1, SM2130B, SM4500Cl-D, SM2320B, SM2540C, SM4500H-B, SM4500NO2-B**
EPA 504.1: EDB, DBCP.
Microbiology: **SM9215B; SM9223-P/A, SM9223B-Colilert-QT,**.

Non-Potable Water
SM4500H,B, EPA 120.1, SM2510B, SM2540C, SM2320B, SM4500CL-E, SM4500F-BC, SM4500NH3-BH: Ammonia-N and Kjeldahl-N, **EPA 350.1**: Ammonia-N, **LACHAT 10-107-06-1-B**: Ammonia-N, **EPA 351.1, SM4500NO3-F, EPA 353.2**: Nitrate-N**, SM4500P-E, SM4500P-B, E, SM4500SO4-E, SM5220D, EPA 410.4, SM5210B, SM4500CL-G, EPA 1664, EPA 420.1, SM4500-CN-CE, SM2540D, EPA 300: Chloride, Sulfate, Nitrate.**
Microbiology: **SM9223B-Colilert-QT; Enterolert-QT.**

PAS-MANS Mansfield Facility – 320 Forbes Blvd. Mansfield, MA 02048

Drinking Water
EPA 200.7: Al, Ba, Cd, Cr, Cu, Fe, Mn, Ni, Na, Ag, Ca, Zn. **EPA 200.8:** Al, Sb, As, Ba, Be, Cd, Cr, Cu, Pb, Mn, Ni, Se, Ag, TL, Zn. **EPA 245.1** Hg.
EPA 522, EPA 537.1.

Non-Potable Water
EPA 200.7: Al, Sb, As, Be, Cd, Ca, Cr, Co, Cu, Fe, Pb, Mg, Mn, Mo, Ni, K, Se, Ag, Na, Sr, TL, Ti, V, Zn.
EPA 200.8: Al, Sb**,** As, Be, Cd, Ca, Cr, Cu, Fe, Pb, Mg, Mn, Ni, K, Se, Ag, Na, TL, Zn.
EPA 245.1: Hg. **EPA 245.7:** Hg.
SM2340B

ENV-FORM-WES2-0065 v03 Certificate/Approval Program Summary

PAS-ELON East Longmeadow Facility – 39 Spruce Street East Longmeadow, MA 01028

Drinking Water
EPA 300.0: NO3, NO2, Fl, Cl, SO4. **NECI Reductase**: NO3, NO2.
SM4500F-C, SM4500Cl-B, SM4500CN-C,E, EPA 180.1, SM2320B, SM 2540C, SM4500H-B, SM4500SO4-E.
EPA 537.1; EPA 524.2: THMs and VOCs; **EPA 504.1:** EDB, DBCP.
Microbiology: SM9223-P/A: TC/EC; SM9223B-Colilert-enumeration: TC/EC; HPC-Simplate.

Non-Potable Water
SM4500H-B, SM2510B, SM2540C, SM2320B, SM4500Cl-B, SM4500NH3-B, C, EPA 350.1, NECi: NO3, **SM4500NH3-B, C: TKN, SM4500P-E: Ortho Phosphate, SM4500P-B, E: Total Phosphorus, EPA 410.4, SM5210B, SM5310C, SM4500CN-C, E, SM2540D, SM4500Cl-G, SM4500SO4-E, EPA 1664, EPA 420.1, EPA 300.0:** Cl, SO4, NO3.
EPA 624.1: Volatile Halocarbons, Volatile Aromatics.
EPA 608.3: Chlordane, Toxaphene, Aldrin, Alpha-BHC, Beta-BHC, Gamma-BHC, Delta-BHC, Dieldrin, DDD, DDE, DDT, Endosulfan I, Endosulfan II, Endosulfan Sulfate, Endrin, Endrin Aldehyde, Heptachlor, Heptachlor Epoxide, PCBs.
EPA 625.1: SVOC-Acid Extractables and Base/Neutrals
Microbiology: SM9223B-Colilert: E. coli (Ambient and Wastewater), **SM9223B-Colilert-18:** Fecal Coliform (Wastewater).

Certification IDs:

PAS-WES2 Westborough Facility – 8 Walkup Dr. Westborough, MA 01581
CT PH-0826, IL 200077, IN C-MA-03, KY KY98045, ME MA00086, MD 348, MA M-MA086, NH 2064, NJ MA935, NY 11148, NC (NPW/SCM) 666, OR MA-1316, PA 68-03671, RI LAO00065, TX T104704476, VT VT-0935, VA 460195.

PAS-MANS Mansfield Facility – 320 Forbes Blvd. Mansfield, MA 02048
ANAB/DoD L2474, CA 3117, CO MA00030, CT PH-0825, IL 200081, IN C-MA-04, KY KY98046, LA 85084, ME MA00030, MD 350, MA M-MA00030, MI 9110, MN 025-999-495, NV MA00030, NH 2062, NJ MA015, NY 11627, NC (NPW/SCM) 685, OR MA-0262, PA 68-02089, RI LAO00299, TX T-104704419, UT MA00030, VT VT-0015, VA 460194, WA C954.

PAS-MAN1 Mansfield Air Lab Facility – 120 Forbes Blvd. Mansfield, MA 02048
ANAB/DoD L2474, LA 245052, ME MA01156, MN 025-999-498, NH 2249, NJ MA025, NY 12191, OR 4203, TX T104704583, VA 460311, WA C1104.

PAS-ELON East Longmeadow Facility – 39 Spruce St. East Longmeadow, MA 01028
CT PH-0821, ME MA00100, MI 9100, NC (DENR) 652, NC (DW) 25703, MA M-MA100, NH (Secondary) 2516, NH (Primary) 2557, NJ MA007, NY 10899, PA 68-05812, RI LAO00373, VA 460217, VT-255716, WV DEP 419, WV-DW 9979C, LA 05130, LA-DW LA042, MD-DW 373, OH 87781.

For a complete listing of analytes and methods, please contact your Project Manager.

CHAIN OF CUSTODY

PAGE 1 OF 1

Pace

WESTBORO, MA TEL: 508-898-9220 FAX: 508-898-9193
MANSFIELD, MA TEL: 508-822-9300 FAX: 508-822-3288

Date Rec'd in Lab: 07/15/26

Pace Job #: L2644156

Client Information

Client: Sunoco Pipeline(SPLP)
Address: 100 Green St
Marcus Hook, PA
Phone: 610-859-6297
Fax:
Email: bradford.fish@energytransfer.com
☐ These samples have been previously analyzed by Pace

Project Information

Project Name: E-25060-RL-2530065
Project Location: Washington Crossing, PA
Project #: 058161
Project Manager: Mark Schaeffer
Pace Quote #:

Turn-Around Time

☐ Standard ☒ RUSH (only confirmed if pre-approved)
Date Due: 5-day TAT Time:

Report Information - Data Deliverables

☐ FAX ☒ EMAIL
☐ ADEX ☐ Add'l Deliverables

Billing Information

☐ Same as Client info PO #:

Regulatory Requirements/Report Limits

State /Fed Program | Criteria

Other Project Specific Requirements/Comments/Detection Limits:
Data Package: Level IV including CTEH & Environemental Standards EDDs, Bill to SPLP; VOC8260 list – benzene, toluene, ethylbenzene, total xylenes, methyl tert-butyl ether (MTBE), naphthalene, isopropylbenzene, 1,3,5-trimethylbenzene, 1,2,4-trimethylbenzene, 1,2-dichloroethane (EDC)

Pace Lab ID (Lab Use Only)	Sample ID	Collection Date	Collection Time	Sample Matrix	Sampler's Initials	VOCs- USEPA 8260C	EDB- USEPA 8011	Lead(dissolved)- USEPA 6020B	Sample Specific Comments	Total # Bottles
44156-01	UMPA20260713 MW16DD	7/13/26	1055	W	LB	X	X	X		6
	UMPA20260713MW16DDMS	7/13/26	1055	W	LB	X	X	X	MATRIX SPIKE	6
	UMPA20260713MW16DDMSD	7/13/26	1055	W	LB	X	X	X	MATRIX SPIKE DUP	6

SAMPLE HANDLING
Filtration
☒ Done
☐ Not needed
☐ Lab to do
Preservation
☐ Lab to do
(Please specify below)

Container Type	V	V	P
Preservative	B	H	C

Relinquished By:	Date/Time	Received By	Date/Time
Matt Gall	7/13/26 1600	[illegible]	7/13/26 1630
[illegible]	7/14/26 1400	[illegible]	7/14/26 8:45
Lamar [illegible]	7/14/26 1400	P. Pop Pace	07/14/26 1400
P. Pop Pace	07/14/26	[illegible]	7/14 1400

Please print clearly, legibly and completely. Samples can not be logged in and turnaround time clock will not start until any ambiguities are resolved. All samples submitted are subject to Pace's Terms and Conditions. See reverse side.

FORM NO: 01-01 (rev. 25-FEB-25)

07/15/26 04:00 PM

Sample Delivery Group Summary

Pace Job Number : L2644156

Received : 14-JUL-2026
Reviewer : Brendan Grady

Account Name : Stantec, Inc.
Project Number : 058161
Project Name : E-25060-RL-2530065

Delivery Information

Samples Delivered By : Pace Courier

Chain of Custody : Present

Cooler Information

Cooler	Seal/Seal#	Preservation	Temperature(°C)	Additional Information
A	Absent/	Ice	4.1	

Condition Information

1) All samples on COC received?	**YES**
2) Extra samples received?	**NO**
3) Are there any sample container discrepancies?	**NO**
4) Are there any discrepancies between COC & sample labels?	**NO**
5) Are samples in appropriate containers for requested analysis?	**YES**
6) Are samples properly preserved for requested analysis?	**YES**
7) Are samples within holding time for requested analysis?	**YES**
8) All sampling equipment returned?	**NA**

Volatile Organics/VPH

1) Reagent Water Vials Frozen by Client?	**NO**

ANALYTICAL REPORT

Lab Number:	L2644159
Client:	Stantec, Inc. 1060 Andrew Drive Suite 140 West Chester, PA 19380
ATTN:	Mark Schaeffer
Phone:	(610) 407-7943
Project Name:	E-25060-RL-2530065
Project Number:	058161
Report Date:	07/20/26

The original project report/data package is held by Pace Analytical Services. This report/data package is paginated and should be reproduced only in its entirety. Pace Analytical Services holds no responsibility for results and/or data that are not consistent with the original.

Eight Walkup Drive, Westborough, MA 01581-1019
508-898-9220 (Fax) 508-898-9193 800-624-9220 - www.alphalab.com

Project Name: E-25060-RL-2530065
Project Number: 058161

Lab Number: L2644159
Report Date: 07/20/26

Lab Sample ID	Client ID	Matrix	Sample Location	Collection Date/Time	Receive Date
L2644159-01	UMPA20260713MW17DD	WATER	WASHINGTON CROSSING, PA	07/13/26 11:20	07/14/26
L2644159-02	UMPA20260713DUP01	WATER	WASHINGTON CROSSING, PA	07/13/26 00:00	07/14/26
L2644159-03	UMPA20260713MW18DD	WATER	WASHINGTON CROSSING, PA	07/13/26 14:00	07/14/26

Project Name:	E-25060-RL-2530065	**Lab Number:**	L2644159
Project Number:	058161	**Report Date:**	07/20/26

Case Narrative

The samples were received in accordance with the Chain of Custody and no significant deviations were encountered during the preparation or analysis unless otherwise noted. Sample Receipt, Container Information, and the Chain of Custody are located at the back of the report.

Results contained within this report relate only to the samples submitted under this Pace Lab Number and meet NELAP requirements for all NELAP accredited parameters unless otherwise noted in the following narrative. The data presented in this report is organized by parameter (i.e. VOC, SVOC, etc.). Sample specific Quality Control data (i.e. Surrogate Spike Recovery) is reported at the end of the target analyte list for each individual sample, followed by the Laboratory Batch Quality Control at the end of each parameter. Tentatively Identified Compounds (TICs), if requested, are reported for compounds identified to be present and are not part of the method/program Target Compound List, even if only a subset of the TCL are being reported. If a sample was re-analyzed or re-extracted due to a required quality control corrective action and if both sets of data are reported, the Laboratory ID of the re-analysis or re-extraction is designated with an "R" or "RE", respectively.

When multiple Batch Quality Control elements are reported (e.g. more than one LCS), the associated samples for each element are noted in the grey shaded header line of each data table. Any Laboratory Batch, Sample Specific % recovery or RPD value that is outside the listed Acceptance Criteria is bolded in the report. In reference to questions H (CAM) or 4 (RCP) when "NO" is checked, the performance criteria for CAM and RCP methods allow for some quality control failures to occur and still be within method compliance. In these instances, the specific failure is not narrated but noted in the associated QC Outlier Summary Report, located directly after the Case Narrative. QC information is also incorporated in the Data Usability Assessment table (Format 11) of our Data Merger tool, where it can be reviewed in conjunction with the sample result, associated regulatory criteria and any associated data usability implications.

Soil/sediments and solids are reported on a dry weight basis unless otherwise noted. Tissues are reported "as received" or on a wet weight basis, unless otherwise noted. Definitions of all data qualifiers and acronyms used in this report are provided in the Glossary located at the back of the report.

HOLD POLICY - For samples submitted on hold, Pace's policy is to hold samples (with the exception of Air canisters) free of charge for 21 calendar days from the date the project is completed. After 21 calendar days, we will dispose of all samples submitted including those put on hold unless you have contacted your Pace Project Manager and made arrangements for Pace to continue to hold the samples. Air canisters will be disposed after 3 business days from the date the project is completed.

Please contact Project Management at 800-624-9220 with any questions.

Project Name: E-25060-RL-2530065 **Lab Number:** L2644159
Project Number: 058161 **Report Date:** 07/20/26

Case Narrative (continued)

Report Submission

All non-detect (ND) or estimated concentrations (J-qualified) have been quantitated to the limit noted in the MDL column.

I, the undersigned, attest under the pains and penalties of perjury that, to the best of my knowledge and belief and based upon my personal inquiry of those responsible for providing the information contained in this analytical report, such information is accurate and complete. This certificate of analysis is not complete unless this page accompanies any and all pages of this report.

Authorized Signature: Cristin Walker

Title: Technical Director/Representative Date: 07/20/26

QC OUTLIER SUMMARY REPORT

Project Name: E-25060-RL-2530065

Project Number: 058161

Lab Number: L2644159

Report Date: 07/20/26

Method	Client ID (Native ID)	Lab ID	Parameter	QC Type	Recovery/RPD (%)	QC Limits (%)	Associated Samples	Data Quality Assessment

There are no QC Outliers associated with this report.

ORGANICS

VOLATILES

Project Name: E-25060-RL-2530065 **Lab Number:** L2644159

Project Number: 058161 **Report Date:** 07/20/26

SAMPLE RESULTS

Lab ID: L2644159-01
Client ID: UMPA20260713MW17DD
Sample Location: WASHINGTON CROSSING, PA

Date Collected: 07/13/26 11:20
Date Received: 07/14/26
Field Prep: Refer to COC

Sample Depth:
Matrix: Water
Analytical Method: 1,8011
Analytical Date: 07/15/26 15:49
Analyst: MTC

Extraction Method: EPA 8011
Extraction Date: 07/15/26 13:05

Parameter	Result	Qualifier	Units	RL	MDL	Dilution Factor	Column
Microextractables by GC - Westborough Lab							
1,2-Dibromoethane	ND		ug/l	0.010	0.005	1	A

Project Name: E-25060-RL-2530065 **Lab Number:** L2644159

Project Number: 058161 **Report Date:** 07/20/26

SAMPLE RESULTS

Lab ID: L2644159-01 Date Collected: 07/13/26 11:20

Client ID: UMPA20260713MW17DD Date Received: 07/14/26

Sample Location: WASHINGTON CROSSING, PA Field Prep: Refer to COC

Sample Depth:

Matrix: Water

Analytical Method: 1,8260D

Analytical Date: 07/15/26 21:54

Analyst: JKH

Parameter	Result	Qualifier	Units	RL	MDL	Dilution Factor
Volatile Organics by GC/MS - Westborough Lab						
Methyl tert butyl ether	ND		ug/l	1.0	0.17	1
Benzene	ND		ug/l	0.50	0.16	1
1,2-Dichloroethane	ND		ug/l	0.50	0.13	1
Toluene	0.24	J	ug/l	0.75	0.20	1
Ethylbenzene	ND		ug/l	0.50	0.17	1
p/m-Xylene	ND		ug/l	1.0	0.33	1
o-Xylene	ND		ug/l	1.0	0.39	1
Xylenes, Total	ND		ug/l	1.0	0.33	1
Isopropylbenzene	ND		ug/l	0.50	0.19	1
1,3,5-Trimethylbenzene	ND		ug/l	2.5	0.22	1
1,2,4-Trimethylbenzene	ND		ug/l	2.5	0.19	1
Naphthalene	ND		ug/l	1.0	0.22	1

Surrogate	% Recovery	Qualifier	Acceptance Criteria
1,2-Dichloroethane-d4	114		70-130
Toluene-d8	99		70-130
4-Bromofluorobenzene	87		70-130
Dibromofluoromethane	123		70-130

Project Name: E-25060-RL-2530065 **Lab Number:** L2644159

Project Number: 058161 **Report Date:** 07/20/26

SAMPLE RESULTS

Lab ID: L2644159-02
Client ID: UMPA20260713DUP01
Sample Location: WASHINGTON CROSSING, PA

Date Collected: 07/13/26 00:00
Date Received: 07/14/26
Field Prep: Refer to COC

Sample Depth:
Matrix: Water
Analytical Method: 1,8011
Analytical Date: 07/15/26 16:01
Analyst: MTC

Extraction Method: EPA 8011
Extraction Date: 07/15/26 13:05

Parameter	Result	Qualifier	Units	RL	MDL	Dilution Factor	Column
Microextractables by GC - Westborough Lab							
1,2-Dibromoethane	ND		ug/l	0.010	0.005	1	A

Project Name: E-25060-RL-2530065 **Lab Number:** L2644159

Project Number: 058161 **Report Date:** 07/20/26

SAMPLE RESULTS

Lab ID: L2644159-02 Date Collected: 07/13/26 00:00

Client ID: UMPA20260713DUP01 Date Received: 07/14/26

Sample Location: WASHINGTON CROSSING, PA Field Prep: Refer to COC

Sample Depth:

Matrix: Water

Analytical Method: 1,8260D

Analytical Date: 07/15/26 22:20

Analyst: JKH

Parameter	Result	Qualifier	Units	RL	MDL	Dilution Factor
Volatile Organics by GC/MS - Westborough Lab						
Methyl tert butyl ether	ND		ug/l	1.0	0.17	1
Benzene	ND		ug/l	0.50	0.16	1
1,2-Dichloroethane	ND		ug/l	0.50	0.13	1
Toluene	0.20	J	ug/l	0.75	0.20	1
Ethylbenzene	ND		ug/l	0.50	0.17	1
p/m-Xylene	ND		ug/l	1.0	0.33	1
o-Xylene	ND		ug/l	1.0	0.39	1
Xylenes, Total	ND		ug/l	1.0	0.33	1
Isopropylbenzene	ND		ug/l	0.50	0.19	1
1,3,5-Trimethylbenzene	ND		ug/l	2.5	0.22	1
1,2,4-Trimethylbenzene	ND		ug/l	2.5	0.19	1
Naphthalene	ND		ug/l	1.0	0.22	1

Surrogate	% Recovery	Qualifier	Acceptance Criteria
1,2-Dichloroethane-d4	112		70-130
Toluene-d8	98		70-130
4-Bromofluorobenzene	90		70-130
Dibromofluoromethane	122		70-130

Project Name: E-25060-RL-2530065 **Lab Number:** L2644159

Project Number: 058161 **Report Date:** 07/20/26

SAMPLE RESULTS

Lab ID: L2644159-03
Client ID: UMPA20260713MW18DD
Sample Location: WASHINGTON CROSSING, PA

Date Collected: 07/13/26 14:00
Date Received: 07/14/26
Field Prep: Refer to COC

Sample Depth:
Matrix: Water
Analytical Method: 1,8011
Analytical Date: 07/15/26 16:12
Analyst: MTC

Extraction Method: EPA 8011
Extraction Date: 07/15/26 13:05

Parameter	Result	Qualifier	Units	RL	MDL	Dilution Factor	Column
Microextractables by GC - Westborough Lab							
1,2-Dibromoethane	ND		ug/l	0.010	0.005	1	A

Project Name: E-25060-RL-2530065 **Lab Number:** L2644159

Project Number: 058161 **Report Date:** 07/20/26

SAMPLE RESULTS

Lab ID: L2644159-03 Date Collected: 07/13/26 14:00

Client ID: UMPA20260713MW18DD Date Received: 07/14/26

Sample Location: WASHINGTON CROSSING, PA Field Prep: Refer to COC

Sample Depth:

Matrix: Water

Analytical Method: 1,8260D

Analytical Date: 07/15/26 22:46

Analyst: JKH

Parameter	Result	Qualifier	Units	RL	MDL	Dilution Factor
Volatile Organics by GC/MS - Westborough Lab						
Methyl tert butyl ether	ND		ug/l	1.0	0.17	1
Benzene	ND		ug/l	0.50	0.16	1
1,2-Dichloroethane	ND		ug/l	0.50	0.13	1
Toluene	ND		ug/l	0.75	0.20	1
Ethylbenzene	ND		ug/l	0.50	0.17	1
p/m-Xylene	ND		ug/l	1.0	0.33	1
o-Xylene	ND		ug/l	1.0	0.39	1
Xylenes, Total	ND		ug/l	1.0	0.33	1
Isopropylbenzene	ND		ug/l	0.50	0.19	1
1,3,5-Trimethylbenzene	ND		ug/l	2.5	0.22	1
1,2,4-Trimethylbenzene	ND		ug/l	2.5	0.19	1
Naphthalene	ND		ug/l	1.0	0.22	1

Surrogate	% Recovery	Qualifier	Acceptance Criteria
1,2-Dichloroethane-d4	126		70-130
Toluene-d8	103		70-130
4-Bromofluorobenzene	96		70-130
Dibromofluoromethane	120		70-130

Project Name: E-25060-RL-2530065 **Lab Number:** L2644159

Project Number: 058161 **Report Date:** 07/20/26

Method Blank Analysis
Batch Quality Control

Analytical Method: 1,8011
Analytical Date: 07/15/26 14:42
Analyst: MTC

Extraction Method: EPA 8011
Extraction Date: 07/15/26 13:05

Parameter	Result	Qualifier	Units	RL	MDL	
Microextractables by GC - Westborough Lab for sample(s): 01-03 Batch: WG2241946-1						
1,2-Dibromoethane	ND		ug/l	0.010	0.005	A

Project Name: E-25060-RL-2530065 **Lab Number:** L2644159

Project Number: 058161 **Report Date:** 07/20/26

Method Blank Analysis
Batch Quality Control

Analytical Method: 1,8260D
Analytical Date: 07/15/26 20:09
Analyst: ODD

Parameter	Result	Qualifier	Units	RL	MDL
Volatile Organics by GC/MS - Westborough Lab for sample(s): 01-03 Batch: WG2242557-5					
Methyl tert butyl ether	ND		ug/l	1.0	0.17
Benzene	ND		ug/l	0.50	0.16
1,2-Dichloroethane	ND		ug/l	0.50	0.13
Toluene	ND		ug/l	0.75	0.20
Ethylbenzene	ND		ug/l	0.50	0.17
p/m-Xylene	ND		ug/l	1.0	0.33
o-Xylene	ND		ug/l	1.0	0.39
Xylenes, Total	ND		ug/l	1.0	0.33
Isopropylbenzene	ND		ug/l	0.50	0.19
1,3,5-Trimethylbenzene	ND		ug/l	2.5	0.22
1,2,4-Trimethylbenzene	ND		ug/l	2.5	0.19
Naphthalene	ND		ug/l	1.0	0.22

Surrogate	%Recovery	Qualifier	Acceptance Criteria
1,2-Dichloroethane-d4	115		70-130
Toluene-d8	96		70-130
4-Bromofluorobenzene	93		70-130
Dibromofluoromethane	124		70-130

Lab Control Sample Analysis
Batch Quality Control

Project Name: E-25060-RL-2530065
Project Number: 058161

Lab Number: L2644159
Report Date: 07/20/26

Parameter	LCS %Recovery	Qual	LCSD %Recovery	Qual	%Recovery Limits	RPD	Qual	RPD Limits	Column
Microextractables by GC - Westborough Lab Associated sample(s): 01-03 Batch: WG2241946-2									
1,2-Dibromoethane	113		-		60-140	-			A

Lab Control Sample Analysis
Batch Quality Control

Project Name: E-25060-RL-2530065
Project Number: 058161
Lab Number: L2644159
Report Date: 07/20/26

Parameter	LCS %Recovery	Qual	LCSD %Recovery	Qual	%Recovery Limits	RPD	Qual	RPD Limits
Volatile Organics by GC/MS - Westborough Lab Associated sample(s): 01-03 Batch: WG2242557-3 WG2242557-4								
Methyl tert butyl ether	86		94		63-130	9		20
Benzene	100		100		70-130	0		20
1,2-Dichloroethane	110		120		70-130	9		20
Toluene	99		100		70-130	1		20
Ethylbenzene	100		99		70-130	1		20
p/m-Xylene	105		100		70-130	5		20
o-Xylene	100		100		70-130	0		20
Isopropylbenzene	96		96		70-130	0		20
1,3,5-Trimethylbenzene	93		94		64-130	1		20
1,2,4-Trimethylbenzene	92		92		70-130	0		20
Naphthalene	87		92		70-130	6		20

Surrogate	LCS %Recovery	Qual	LCSD %Recovery	Qual	Acceptance Criteria
1,2-Dichloroethane-d4	107		116		70-130
Toluene-d8	99		103		70-130
4-Bromofluorobenzene	91		91		70-130
Dibromofluoromethane	111		113		70-130

METALS

Project Name: E-25060-RL-2530065 **Lab Number:** L2644159

Project Number: 058161 **Report Date:** 07/20/26

SAMPLE RESULTS

Lab ID: L2644159-01 Date Collected: 07/13/26 11:20

Client ID: UMPA20260713MW17DD Date Received: 07/14/26

Sample Location: WASHINGTON CROSSING, PA Field Prep: Refer to COC

Sample Depth:

Matrix: Water

Parameter	Result	Qualifier	Units	RL	MDL	Dilution Factor	Date Prepared	Date Analyzed	Prep Method	Analytical Method	Analyst
Dissolved Metals - Mansfield Lab											
Lead, Dissolved	ND		ug/l	1.000	0.3430	1	07/15/26 11:13	07/16/26 18:14	EPA 3005A	1,6020B	CEY

Project Name: E-25060-RL-2530065 **Lab Number:** L2644159

Project Number: 058161 **Report Date:** 07/20/26

SAMPLE RESULTS

Lab ID: L2644159-02 Date Collected: 07/13/26 00:00

Client ID: UMPA20260713DUP01 Date Received: 07/14/26

Sample Location: WASHINGTON CROSSING, PA Field Prep: Refer to COC

Sample Depth:

Matrix: Water

Parameter	Result	Qualifier	Units	RL	MDL	Dilution Factor	Date Prepared	Date Analyzed	Prep Method	Analytical Method	Analyst
Dissolved Metals - Mansfield Lab											
Lead, Dissolved	ND		ug/l	1.000	0.3430	1	07/15/26 11:13	07/16/26 18:17	EPA 3005A	1,6020B	CEY

Project Name: E-25060-RL-2530065 **Lab Number:** L2644159

Project Number: 058161 **Report Date:** 07/20/26

SAMPLE RESULTS

Lab ID: L2644159-03 Date Collected: 07/13/26 14:00

Client ID: UMPA20260713MW18DD Date Received: 07/14/26

Sample Location: WASHINGTON CROSSING, PA Field Prep: Refer to COC

Sample Depth:

Matrix: Water

Parameter	Result	Qualifier	Units	RL	MDL	Dilution Factor	Date Prepared	Date Analyzed	Prep Method	Analytical Method	Analyst
Dissolved Metals - Mansfield Lab											
Lead, Dissolved	ND		ug/l	1.000	0.3430	1	07/15/26 11:13	07/16/26 18:19	EPA 3005A	1,6020B	CEY

Project Name: E-25060-RL-2530065 **Lab Number:** L2644159

Project Number: 058161 **Report Date:** 07/20/26

Method Blank Analysis
Batch Quality Control

Parameter	Result	Qualifier	Units	RL	MDL	Dilution Factor	Date Prepared	Date Analyzed	Analytical Method	Analyst
Dissolved Metals - Mansfield Lab for sample(s): 01-03 Batch: WG2241824-1										
Lead, Dissolved	ND		ug/l	1.000	0.3430	1	07/15/26 11:13	07/16/26 16:49	1,6020B	CEY

Prep Information

Digestion Method: EPA 3005A

Lab Control Sample Analysis
Batch Quality Control

Project Name: E-25060-RL-2530065
Project Number: 058161
Lab Number: L2644159
Report Date: 07/20/26

Parameter	LCS %Recovery	Qual	LCSD %Recovery	Qual	%Recovery Limits	RPD	Qual	RPD Limits
Dissolved Metals - Mansfield Lab Associated sample(s): 01-03 Batch: WG2241824-2								
Lead, Dissolved	104		-		80-120	-		

Matrix Spike Analysis
Batch Quality Control

Project Name: E-25060-RL-2530065
Project Number: 058161
Lab Number: L2644159
Report Date: 07/20/26

Parameter	Native Sample	MS Added	MS Found	MS %Recovery	Qual	MSD Found	MSD %Recovery	Qual	Recovery Limits	RPD	Qual	RPD Limits
Dissolved Metals - Mansfield Lab Associated sample(s): 01-03 QC Batch ID: WG2241824-3 WG2241824-4 QC Sample: L2644091-01 Client ID: MS Sample												
Lead, Dissolved	ND	530	545.7	103		539.5	102		75-125	1		20

Project Name: E-25060-RL-2530065
Project Number: 058161

Lab Number: L2644159
Report Date: 07/20/26

Sample Receipt and Container Information

Were project specific reporting limits specified? YES

Cooler Information

Cooler	Custody Seal
A	Absent

Container Information

Container ID	Container Type	Cooler	Initial pH	Final pH	Temp deg C	Pres	Seal	Frozen Date/Time	Analysis(*)
L2644159-01A	Vial HCl preserved	NA	NA			Y	Absent		PA-8260(14)
L2644159-01B	Vial HCl preserved	NA	NA			Y	Absent		PA-8260(14)
L2644159-01C	Vial HCl preserved	NA	NA			Y	Absent		PA-8260(14)
L2644159-01D	Vial Na2S2O3 preserved	NA	NA			Y	Absent		8011(14)
L2644159-01E	Vial Na2S2O3 preserved	NA	NA			Y	Absent		8011(14)
L2644159-01F	Plastic 250ml HNO3 preserved	NA	<2	<2		Y	Absent		PB-6020S-PPB(180)
L2644159-02A	Vial HCl preserved	NA	NA			Y	Absent		PA-8260(14)
L2644159-02B	Vial HCl preserved	NA	NA			Y	Absent		PA-8260(14)
L2644159-02C	Vial HCl preserved	NA	NA			Y	Absent		PA-8260(14)
L2644159-02D	Vial Na2S2O3 preserved	NA	NA			Y	Absent		8011(14)
L2644159-02E	Vial Na2S2O3 preserved	NA	NA			Y	Absent		8011(14)
L2644159-02F	Plastic 250ml HNO3 preserved	NA	<2	<2		Y	Absent		PB-6020S-PPB(180)
L2644159-03A	Vial HCl preserved	NA	NA			Y	Absent		PA-8260(14)
L2644159-03B	Vial HCl preserved	NA	NA			Y	Absent		PA-8260(14)
L2644159-03C	Vial HCl preserved	NA	NA			Y	Absent		PA-8260(14)
L2644159-03D	Vial Na2S2O3 preserved	NA	NA			Y	Absent		8011(14)
L2644159-03E	Vial Na2S2O3 preserved	NA	NA			Y	Absent		8011(14)
L2644159-03F	Plastic 250ml HNO3 preserved	NA	<2	<2		Y	Absent		PB-6020S-PPB(180)

*Values in parentheses indicate holding time in days

Project Name: E-25060-RL-2530065 **Lab Number:** L2644159

Project Number: 058161 **Report Date:** 07/20/26

GLOSSARY

Acronyms

DL	- Detection Limit: This value represents the level to which target analyte concentrations are reported as estimated values, when those target analyte concentrations are quantified below the limit of quantitation (LOQ). The DL includes any adjustments from dilutions, concentrations or moisture content, where applicable. (DoD report formats only.)
EDL	- Estimated Detection Limit: This value represents the level to which target analyte concentrations are reported as estimated values, when those target analyte concentrations are quantified below the reporting limit (RL). The EDL includes any adjustments from dilutions, concentrations or moisture content, where applicable. The use of EDLs is specific to the analysis of PAHs using Solid-Phase Microextraction (SPME).
EMPC	- Estimated Maximum Possible Concentration: The concentration that results from the signal present at the retention time of an analyte when the ions meet all of the identification criteria except the ion abundance ratio criteria. An EMPC is a worst-case estimate of the concentration.
EPA	- Environmental Protection Agency.
LCS	- Laboratory Control Sample: A sample matrix, free from the analytes of interest, spiked with verified known amounts of analytes or a material containing known and verified amounts of analytes.
LCSD	- Laboratory Control Sample Duplicate: Refer to LCS.
LFB	- Laboratory Fortified Blank: A sample matrix, free from the analytes of interest, spiked with verified known amounts of analytes or a material containing known and verified amounts of analytes.
LOD	- Limit of Detection: This value represents the level to which a target analyte can reliably be detected for a specific analyte in a specific matrix by a specific method. The LOD includes any adjustments from dilutions, concentrations or moisture content, where applicable. (DoD report formats only.)
LOQ	- Limit of Quantitation: The value at which an instrument can accurately measure an analyte at a specific concentration. The LOQ includes any adjustments from dilutions, concentrations or moisture content, where applicable. (DoD report formats only.) Limit of Quantitation: The value at which an instrument can accurately measure an analyte at a specific concentration. The LOQ includes any adjustments from dilutions, concentrations or moisture content, where applicable. (DoD report formats only.)
MDL	- Method Detection Limit: This value represents the level to which target analyte concentrations are reported as estimated values, when those target analyte concentrations are quantified below the reporting limit (RL). The MDL includes any adjustments from dilutions, concentrations or moisture content, where applicable.
MS	- Matrix Spike Sample: A sample prepared by adding a known mass of target analyte to a specified amount of matrix sample for which an independent estimate of target analyte concentration is available. For Method 332.0, the spike recovery is calculated using the native concentration, including estimated values.
MSD	- Matrix Spike Sample Duplicate: Refer to MS.
NA	- Not Applicable.
NC	- Not Calculated: Term is utilized when one or more of the results utilized in the calculation are non-detect at the parameter's reporting unit.
NDPA/DPA	- N-Nitrosodiphenylamine/Diphenylamine.
NI	- Not Ignitable.
NP	- Non-Plastic: Term is utilized for the analysis of Atterberg Limits in soil.
NR	- No Results: Term is utilized when 'No Target Compounds Requested' is reported for the analysis of Volatile or Semivolatile Organic TIC only requests.
RL	- Reporting Limit: The value at which an instrument can accurately measure an analyte at a specific concentration. The RL includes any adjustments from dilutions, concentrations or moisture content, where applicable.
RPD	- Relative Percent Difference: The results from matrix and/or matrix spike duplicates are primarily designed to assess the precision of analytical results in a given matrix and are expressed as relative percent difference (RPD). Values which are less than five times the reporting limit for any individual parameter are evaluated by utilizing the absolute difference between the values; although the RPD value will be provided in the report.
SRM	- Standard Reference Material: A reference sample of a known or certified value that is of the same or similar matrix as the associated field samples.
STLP	- Semi-dynamic Tank Leaching Procedure per EPA Method 1315.
TEF	- Toxic Equivalency Factors: The values assigned to each dioxin and furan to evaluate their toxicity relative to 2,3,7,8-TCDD.
TEQ	- Toxic Equivalent: The measure of a sample's toxicity derived by multiplying each dioxin and furan by its corresponding TEF and then summing the resulting values.
TIC	- Tentatively Identified Compound: A compound that has been identified to be present and is not part of the target compound list (TCL) for the method and/or program. All TICs are qualitatively identified and reported as estimated concentrations.

Report Format: DU Report with 'J' Qualifiers

Project Name:	E-25060-RL-2530065	**Lab Number:**	L2644159
Project Number:	058161	**Report Date:**	07/20/26

Footnotes

1 - The reference for this analyte should be considered modified since this analyte is absent from the target analyte list of the original method.

Terms

Analytical Method: Both the document from which the method originates and the analytical reference method. (Example: EPA 8260B is shown as 1,8260B.) The codes for the reference method documents are provided in the References section of the Addendum.

Chlordane: The target compound Chlordane (CAS No. 57-74-9) is reported for GC ECD analyses. Per EPA,this compound "refers to a mixture of chlordane isomers, other chlorinated hydrocarbons and numerous other components." (Reference: USEPA Toxicological Review of Chlordane, In Support of Summary Information on the Integrated Risk Information System (IRIS), December 1997.)

Difference: With respect to Total Oxidizable Precursor (TOP) Assay analysis, the difference is defined as the Post-Treatment value minus the Pre-Treatment value.

Final pH: As it pertains to Sample Receipt & Container Information section of the report, Final pH reflects pH of container determined after adjustment at the laboratory, if applicable. If no adjustment required, value reflects Initial pH.

Frozen Date/Time: With respect to Volatile Organics in soil, Frozen Date/Time reflects the date/time at which associated Reagent Water-preserved vials were initially frozen. Note: If frozen date/time is beyond 48 hours from sample collection, value will be reflected in 'bold'.

Gasoline Range Organics (GRO): Gasoline Range Organics (GRO) results include all chromatographic peaks eluting from Methyl tert butyl ether through Naphthalene, with the exception of GRO analysis in support of State of Ohio programs, which includes all chromatographic peaks eluting from Hexane through Dodecane.

Initial pH: As it pertains to Sample Receipt & Container Information section of the report, Initial pH reflects pH of container determined upon receipt, if applicable.

PAH Total: With respect to Alkylated PAH analyses, the 'PAHs, Total' result is defined as the summation of results for all or a subset of the following compounds: Naphthalene, C1-C4 Naphthalenes, 2-Methylnaphthalene, 1-Methylnaphthalene, Biphenyl, Acenaphthylene, Acenaphthene, Fluorene, C1-C3 Fluorenes, Phenanthrene, C1-C4 Phenanthrenes/Anthracenes, Anthracene, Fluoranthene, Pyrene, C1-C4 Fluoranthenes/Pyrenes, Benz(a)anthracene, Chrysene, C1-C4 Chrysenes, Benzo(b)fluoranthene, Benzo(j)+(k)fluoranthene, Benzo(e)pyrene, Benzo(a)pyrene, Perylene, Indeno(1,2,3-cd)pyrene, Dibenz(ah)+(ac)anthracene, Benzo(g,h,i)perylene. If a 'Total' result is requested, the results of its individual components will also be reported.

PFAS Total: With respect to PFAS analyses, the 'PFAS, Total (5)' result is defined as the summation of results for: PFHpA, PFHxS, PFOA, PFNA and PFOS. In addition, the 'PFAS, Total (6)' result is defined as the summation of results for: PFHpA, PFHxS, PFOA, PFNA, PFDA and PFOS. For MassDEP DW compliance analysis only, the 'PFAS, Total (6)' result is defined as the summation of results at or above the RL. Note: If a 'Total' result is requested, the results of its individual components will also be reported.

Total: With respect to Organic analyses, a 'Total' result is defined as the summation of results for individual isomers or Aroclors. If a 'Total' result is requested, the results of its individual components will also be reported. This is applicable to 'Total' results for methods 8260, 8081 and 8082.

Data Qualifiers

A - Spectra identified as "Aldol Condensates" are byproducts of the extraction/concentration procedures when acetone is introduced in the process.

B - The analyte was detected above the reporting limit in the associated method blank. Flag only applies to associated field samples that have detectable concentrations of the analyte at less than ten times (10x) the concentration found in the blank. For MCP-related projects, flag only applies to associated field samples that have detectable concentrations of the analyte at less than ten times (10x) the concentration found in the blank. For DOD-related projects, flag only applies to associated field samples that have detectable concentrations of the analyte at less than ten times (10x) the concentration found in the blank AND the analyte was detected above one-half the reporting limit (or above the reporting limit for common lab contaminants) in the associated method blank. For NJ-Air-related projects, flag only applies to associated field samples that have detectable concentrations of the analyte above the reporting limit. For NJ-related projects (excluding Air), flag only applies to associated field samples that have detectable concentrations of the analyte, which was detected above the reporting limit in the associated method blank or above five times the reporting limit for common lab contaminants (Phthalates, Acetone, Methylene Chloride, 2-Butanone).

C - Co-elution: The target analyte co-elutes with a known lab standard (i.e. surrogate, internal standards, etc.) for co-extracted analyses.

D - Concentration of analyte was quantified from diluted analysis. Flag only applies to field samples that have detectable concentrations of the analyte.

E - Concentration of analyte exceeds the range of the calibration curve and/or linear range of the instrument.

F - The ratio of quantifier ion response to qualifier ion response falls outside of the laboratory criteria. Results are considered to be an estimated maximum concentration.

G - The concentration may be biased high due to matrix interferences (i.e, co-elution) with non-target compound(s). The result should be considered estimated.

H - The analysis of pH was performed beyond the regulatory-required holding time of 15 minutes from the time of sample collection.

I - The lower value for the two columns has been reported due to obvious interference.

J - Estimated value. The Target analyte concentration is below the quantitation limit (RL), but above the Method Detection Limit (MDL) or Estimated Detection Limit (EDL) for SPME-related analyses. This represents an estimated concentration for Tentatively Identified Compounds (TICs). For calculated parameters, this represents that one or more values used in the calculation were

Project Name:	E-25060-RL-2530065	**Lab Number:**	L2644159
Project Number:	058161	**Report Date:**	07/20/26

Data Qualifiers

estimated.

M - Reporting Limit (RL) exceeds the MCP CAM Reporting Limit for this analyte.

ND - Not detected at the method detection limit (MDL) for the sample, or estimated detection limit (EDL) for SPME-related analyses.

NJ - Presumptive evidence of compound. This represents an estimated concentration for Tentatively Identified Compounds (TICs), where the identification is based on a mass spectral library search.

P - The RPD between the results for the two columns exceeds the method-specified criteria.

Q - The quality control sample exceeds the associated acceptance criteria. For DOD-related projects, LCS and/or Continuing Calibration Standard exceedences are also qualified on all associated sample results. Note: This flag is not applicable for matrix spike recoveries when the sample concentration is greater than 4x the spike added or for batch duplicate RPD when the sample concentrations are less than 5x the RL. (Metals only.)

R - Analytical results are from sample re-analysis.

RE - Analytical results are from sample re-extraction.

S - Analytical results are from modified screening analysis.

V - The surrogate associated with this target analyte has a recovery outside the QC acceptance limits. (Applicable to MassDEP DW Compliance samples only.)

Z - The batch matrix spike and/or duplicate associated with this target analyte has a recovery/RPD outside the QC acceptance limits. (Applicable to MassDEP DW Compliance samples only.)

Project Name: E-25060-RL-2530065 **Lab Number:** L2644159

Project Number: 058161 **Report Date:** 07/20/26

REFERENCES

1 Test Methods for Evaluating Solid Waste: Physical/Chemical Methods. EPA SW-846. Third Edition. Updates I - VI, 2018.

LIMITATION OF LIABILITIES

Pace Analytical Services performs services with reasonable care and diligence normal to the analytical testing laboratory industry. In the event of an error, the sole and exclusive responsibility of Pace Analytical Services shall be to re-perform the work at it's own expense. In no event shall Pace Analytical Services be held liable for any incidental, consequential or special damages, including but not limited to, damages in any way connected with the use of, interpretation of, information or analysis provided by Pace Analytical Services.

We strongly urge our clients to comply with EPA protocol regarding sample volume, preservation, cooling, containers, sampling procedures, holding time and splitting of samples in the field.

ENV-FORM-WES2-0065 v03 Certificate/Approval Program Summary

Certification Information

The following analytes are not included in our Primary NELAP Scope of Accreditation:

PAS-WES2 Westborough Facility – 8 Walkup Dr. Westborough, MA 01581
EPA 8260D: NPW: 1,2,4,5-Tetramethylbenzene; 4-Ethyltoluene; SCM: Iodomethane (methyl iodide), 1,2,4,5-Tetramethylbenzene; 4-Ethyltoluene.
EPA 8270E: NPW: Dimethylnaphthalene,1,4-Diphenylhydrazine, alpha-Terpineol, Azobenzene; SCM: Dimethylnaphthalene,1,4-Diphenylhydrazine.
SM4500: NPW: Amenable Cyanide; SCM: Total Phosphorus, TKN, NO2, NO3.

PAS-MANS Mansfield Facility – 320 Forbes Blvd. Mansfield, MA 02048
SM 2540D: TSS.
Biological Tissue Matrix: EPA 3050B

PAS-MAN1 Mansfield Facility – 120 Forbes Blvd. Mansfield, MA 02048
EPA TO-15: Halothane, 2,4,4-Trimethyl-2-pentene, 2,4,4-Trimethyl-1-pentene, Thiophene, 2-Methylthiophene, 3-Methylthiophene, 2-Ethylthiophene, 1,2,3-Trimethylbenzene, Indan, Indene, 1,2,4,5-Tetramethylbenzene, Benzothiophene, 1-Methylnaphthalene.
MADEP-APH.

PAS-ELON East Longmeadow Facility – 39 Spruce Street East Longmeadow, MA 01028
EPA 524.2: 1,3,5-Trichlorobenzene, m/p-Xylene, o-xylene.
EPA 625.1: 1,2-Dichlorobenzene, 1,3-Dichlorobenzene, 1,4-Dichlorobenzene, N-Nitrosodiphenylamine**.**
EPA 8081B NPW and SCM: Alachlor, Endrin Ketone, Hexachlorobenzene.
EPA 8260D NPW: Tetrahydrofuran, 1,3,5-Trichlorobenzene; **SCM:** TAME, TBEE, Diethyl ether, DIPE, Tetrahydrofuran. 1,3,5-Trichlorobenzene, Freon-113**.**
EPA 8270E: NPW: Carbazole, 1-Methylnaphthalene, Pentachloronitrobenzene; **SCM:** Carbazole, 1-Methylnaphthalene**.**
EPA TO-13: Air: Benzo(e)pyrene, 1-Methylnaphthalene, 2-Methylnaphthalene, Perylene.
EPA TO-4A Pesticide Air: delta-BHC, Endosulfan I, Endosulfan II, Endosulfan Sulfate, Endrin, Endrin Aldehyde, Endrin Ketone, Hexachlorobenzene, Methoxychlor.
SM4500: NPW: Amenable Cyanide; **SCM:** Total Phosphorus, TKN, NH3, NECi: NO2, NO3, ASTMD516**.**

The following test method is not included in our New Jersey Secondary NELAP Scope of Accreditation:

PAS-MANS Mansfield Facility – 320 Forbes Blvd. Mansfield, MA 02048
Determination of Selected Perfluorinated Alkyl Substances by Solid Phase Extraction and Liquid Chromatography/Tandem Mass Spectrometry Isotope Dilution (via Alpha SOP 23528)

The following analytes are included in our Massachusetts DEP Scope of Accreditation:

PAS-WES2 Westborough Facility – 8 Walkup Dr. Westborough, MA 01581

Drinking Water
EPA 300.0: Chloride, Nitrate-N, Fluoride, Sulfate; **EPA 353.2**: Nitrate-N, Nitrite-N; **SM4500NO3-F**: Nitrate-N, Nitrite-N; **SM4500F-C, SM4500CN-CE, EPA 180.1, SM2130B, SM4500Cl-D, SM2320B, SM2540C, SM4500H-B, SM4500NO2-B**
EPA 504.1: EDB, DBCP.
Microbiology: **SM9215B; SM9223-P/A, SM9223B-Colilert-QT,**.

Non-Potable Water
SM4500H,B, EPA 120.1, SM2510B, SM2540C, SM2320B, SM4500CL-E, SM4500F-BC, SM4500NH3-BH: Ammonia-N and Kjeldahl-N, **EPA 350.1**: Ammonia-N, **LACHAT 10-107-06-1-B**: Ammonia-N, **EPA 351.1, SM4500NO3-F, EPA 353.2**: Nitrate-N**, SM4500P-E, SM4500P-B, E, SM4500SO4-E, SM5220D, EPA 410.4, SM5210B, SM4500CL-G, EPA 1664, EPA 420.1, SM4500-CN-CE, SM2540D, EPA 300: Chloride, Sulfate, Nitrate.**
Microbiology: **SM9223B-Colilert-QT; Enterolert-QT.**

PAS-MANS Mansfield Facility – 320 Forbes Blvd. Mansfield, MA 02048

Drinking Water
EPA 200.7: Al, Ba, Cd, Cr, Cu, Fe, Mn, Ni, Na, Ag, Ca, Zn. **EPA 200.8:** Al, Sb, As, Ba, Be, Cd, Cr, Cu, Pb, Mn, Ni, Se, Ag, TL, Zn. **EPA 245.1** Hg.
EPA 522, EPA 537.1.

Non-Potable Water
EPA 200.7: Al, Sb, As, Be, Cd, Ca, Cr, Co, Cu, Fe, Pb, Mg, Mn, Mo, Ni, K, Se, Ag, Na, Sr, TL, Ti, V, Zn.
EPA 200.8: Al, Sb**,** As, Be, Cd, Ca, Cr, Cu, Fe, Pb, Mg, Mn, Ni, K, Se, Ag, Na, TL, Zn.
EPA 245.1: Hg. **EPA 245.7:** Hg.
SM2340B

ENV-FORM-WES2-0065 v03 Certificate/Approval Program Summary

PAS-ELON East Longmeadow Facility – 39 Spruce Street East Longmeadow, MA 01028

Drinking Water
EPA 300.0: NO3, NO2, Fl, Cl, SO4. **NECI Reductase**: NO3, NO2.
SM4500F-C, SM4500Cl-B, SM4500CN-C,E, EPA 180.1, SM2320B, SM 2540C, SM4500H-B, SM4500SO4-E.
EPA 537.1; EPA 524.2: THMs and VOCs; **EPA 504.1:** EDB, DBCP.
Microbiology: SM9223-P/A: TC/EC; SM9223B-Colilert-enumeration: TC/EC; HPC-Simplate.

Non-Potable Water
SM4500H-B, SM2510B, SM2540C, SM2320B, SM4500Cl-B, SM4500NH3-B, C, EPA 350.1, NECi: NO3, **SM4500NH3-B, C: TKN, SM4500P-E: Ortho Phosphate, SM4500P-B, E: Total Phosphorus, EPA 410.4, SM5210B, SM5310C, SM4500CN-C, E, SM2540D, SM4500Cl-G, SM4500SO4-E, EPA 1664, EPA 420.1, EPA 300.0:** Cl, SO4, NO3.
EPA 624.1: Volatile Halocarbons, Volatile Aromatics.
EPA 608.3: Chlordane, Toxaphene, Aldrin, Alpha-BHC, Beta-BHC, Gamma-BHC, Delta-BHC, Dieldrin, DDD, DDE, DDT, Endosulfan I, Endosulfan II, Endosulfan Sulfate, Endrin, Endrin Aldehyde, Heptachlor, Heptachlor Epoxide, PCBs.
EPA 625.1: SVOC-Acid Extractables and Base/Neutrals
Microbiology: SM9223B-Colilert: E. coli (Ambient and Wastewater), **SM9223B-Colilert-18:** Fecal Coliform (Wastewater).

Certification IDs:

PAS-WES2 Westborough Facility – 8 Walkup Dr. Westborough, MA 01581
CT PH-0826, IL 200077, IN C-MA-03, KY KY98045, ME MA00086, MD 348, MA M-MA086, NH 2064, NJ MA935, NY 11148, NC (NPW/SCM) 666, OR MA-1316, PA 68-03671, RI LAO00065, TX T104704476, VT VT-0935, VA 460195.

PAS-MANS Mansfield Facility – 320 Forbes Blvd. Mansfield, MA 02048
ANAB/DoD L2474, CA 3117, CO MA00030, CT PH-0825, IL 200081, IN C-MA-04, KY KY98046, LA 85084, ME MA00030, MD 350, MA M-MA00030, MI 9110, MN 025-999-495, NV MA00030, NH 2062, NJ MA015, NY 11627, NC (NPW/SCM) 685, OR MA-0262, PA 68-02089, RI LAO00299, TX T-104704419, UT MA00030, VT VT-0015, VA 460194, WA C954.

PAS-MAN1 Mansfield Air Lab Facility – 120 Forbes Blvd. Mansfield, MA 02048
ANAB/DoD L2474, LA 245052, ME MA01156, MN 025-999-498, NH 2249, NJ MA025, NY 12191, OR 4203, TX T104704583, VA 460311, WA C1104.

PAS-ELON East Longmeadow Facility – 39 Spruce St. East Longmeadow, MA 01028
CT PH-0821, ME MA00100, MI 9100, NC (DENR) 652, NC (DW) 25703, MA M-MA100, NH (Secondary) 2516, NH (Primary) 2557, NJ MA007, NY 10899, PA 68-05812, RI LAO00373, VA 460217, VT-255716, WV DEP 419, WV-DW 9979C, LA 05130, LA-DW LA042, MD-DW 373, OH 87781.

For a complete listing of analytes and methods, please contact your Project Manager.

CHAIN OF CUSTODY

PAGE 1 OF 1

Pace

WESTBORO, MA TEL: 508-898-9220 FAX: 508-898-9193

MANSFIELD, MA TEL: 508-822-9300 FAX: 508-822-3288

Date Rec'd in Lab: 07/15/26

Pace Job #: 12644159

Client Information

Client: Sunoco Pipeline(SPLP)

Address: 100 Green St

Marcus Hook, PA

Phone: 610-859-6297

Fax:

Email: bradford.fish@energytransfer.com

☐ These samples have been previously analyzed by Pace

Project Information

Project Name: E-25060-RL-2530065

Project Location: Washington Crossing, PA

Project #: 058161

Project Manager: Mark Schaeffer

Pace Quote #:

Turn-Around Time

☐ Standard ☒ RUSH (only if authorized & pre-approved)

Date Due: 5-day TAT Time:

Report Information - Data Deliverables

☐ FAX ☒ EMAIL

☐ ADEx ☐ Add'l Deliverables

Billing Information

☐ Same as Client info PO #:

Regulatory Requirements/Report Limits

State /Fed Program | Criteria

Other Project Specific Requirements/Comments/Detection Limits:

Data Package: Level IV including CTEH & Environemental Standards EDDs; Bill to SPLP; VOC8260 list – benzene, toluene, ethylbenzene, total xylenes, methyl tert-butyl ether (MTBE), naphthalene, isopropylbenzene, 1,3,5-trimethylbenzene, 1,2,4-trimethylbenzene, 1,2-dichloroethane (EDC)

Pace Lab ID (Lab Use Only)	Sample ID	Collection Date	Collection Time	Sample Matrix	Sampler's Initials	VOCs- USEPA 8260C	EDB- USEPA 8011	Lead(dissolved)- USEPA 6020B	Sample Specific Comments	TOTAL # BOTTLES
44159-01	UMPA20260713MW1700	7/13/26	1120	W	MC	X	X	X		6
-02	UMPA20260713DUP01	7/13/26	—	W	MC	X	X	X		6
-03	UMPA20260713MW1800	7/13/26	1400	W	MC	X	X	X		6
	~~UMPA20260713EB~~ AC	7/13/26	1015	W	RD	X	X	X		6

SAMPLE HANDLING

Filtration ☒ Done ☐ Not needed ☐ Lab to do

Preservation ☐ Lab to do (Please specify below)

Container Type	V	V	P
Preservative	B	H	C

Please print clearly, legibly and completely. Samples can not be logged in and turnaround time clock will not start until any ambiguities are resolved. All samples submitted are subject to Pace's Terms and Conditions. See reverse side.

Relinquished By:	Date/Time	Received By:	Date/Time
[illegible]	7/13/26 1620	[illegible]	7/13/26 1620
[illegible]	7/14/26 14:02	[illegible]	07/14/26 14:02
P. Pep Pace	07/14/26	[illegible]	7/14 1920

FORM NO. 01-01 (rev. 25-FEB-25)

Sample Delivery Group Summary

Pace Job Number : L2644159

Received : 14-JUL-2026
Reviewer : Cristin Walker

Account Name : Stantec, Inc.
Project Number : 058161
Project Name : E-25060-RL-2530065

Delivery Information

Samples Delivered By : Pace Courier

Chain of Custody : Present

Cooler Information

Cooler	Seal/Seal#	Preservation	Temperature(°C)	Additional Information
A	Absent/	Ice	4.1	

Condition Information

1) All samples on COC received?	**YES**
2) Extra samples received?	**NO**
3) Are there any sample container discrepancies?	**NO**
4) Are there any discrepancies between COC & sample labels?	**NO**
5) Are samples in appropriate containers for requested analysis?	**YES**
6) Are samples properly preserved for requested analysis?	**YES**
7) Are samples within holding time for requested analysis?	**YES**
8) All sampling equipment returned?	**NA**

Volatile Organics/VPH

1) Reagent Water Vials Frozen by Client?	**NO**

ANALYTICAL REPORT

Lab Number:	L2644160
Client:	Stantec, Inc. 1060 Andrew Drive Suite 140 West Chester, PA 19380
ATTN:	Mark Schaeffer
Phone:	(610) 407-7943
Project Name:	E-25060-RL-2530065
Project Number:	058161
Report Date:	07/20/26

The original project report/data package is held by Pace Analytical Services. This report/data package is paginated and should be reproduced only in its entirety. Pace Analytical Services holds no responsibility for results and/or data that are not consistent with the original.

Eight Walkup Drive, Westborough, MA 01581-1019
508-898-9220 (Fax) 508-898-9193 800-624-9220 - www.alphalab.com

Project Name: E-25060-RL-2530065
Project Number: 058161

Lab Number: L2644160
Report Date: 07/20/26

Lab Sample ID	Client ID	Matrix	Sample Location	Collection Date/Time	Receive Date
L2644160-01	UMPA20260713EB	WATER	WASHINGTON CROSSING, PA	07/13/26 10:15	07/14/26

Project Name:	E-25060-RL-2530065	**Lab Number:**	L2644160
Project Number:	058161	**Report Date:**	07/20/26

Case Narrative

The samples were received in accordance with the Chain of Custody and no significant deviations were encountered during the preparation or analysis unless otherwise noted. Sample Receipt, Container Information, and the Chain of Custody are located at the back of the report.

Results contained within this report relate only to the samples submitted under this Pace Lab Number and meet NELAP requirements for all NELAP accredited parameters unless otherwise noted in the following narrative. The data presented in this report is organized by parameter (i.e. VOC, SVOC, etc.). Sample specific Quality Control data (i.e. Surrogate Spike Recovery) is reported at the end of the target analyte list for each individual sample, followed by the Laboratory Batch Quality Control at the end of each parameter. Tentatively Identified Compounds (TICs), if requested, are reported for compounds identified to be present and are not part of the method/program Target Compound List, even if only a subset of the TCL are being reported. If a sample was re-analyzed or re-extracted due to a required quality control corrective action and if both sets of data are reported, the Laboratory ID of the re-analysis or re-extraction is designated with an "R" or "RE", respectively.

When multiple Batch Quality Control elements are reported (e.g. more than one LCS), the associated samples for each element are noted in the grey shaded header line of each data table. Any Laboratory Batch, Sample Specific % recovery or RPD value that is outside the listed Acceptance Criteria is bolded in the report. In reference to questions H (CAM) or 4 (RCP) when "NO" is checked, the performance criteria for CAM and RCP methods allow for some quality control failures to occur and still be within method compliance. In these instances, the specific failure is not narrated but noted in the associated QC Outlier Summary Report, located directly after the Case Narrative. QC information is also incorporated in the Data Usability Assessment table (Format 11) of our Data Merger tool, where it can be reviewed in conjunction with the sample result, associated regulatory criteria and any associated data usability implications.

Soil/sediments and solids are reported on a dry weight basis unless otherwise noted. Tissues are reported "as received" or on a wet weight basis, unless otherwise noted. Definitions of all data qualifiers and acronyms used in this report are provided in the Glossary located at the back of the report.

HOLD POLICY - For samples submitted on hold, Pace's policy is to hold samples (with the exception of Air canisters) free of charge for 21 calendar days from the date the project is completed. After 21 calendar days, we will dispose of all samples submitted including those put on hold unless you have contacted your Pace Project Manager and made arrangements for Pace to continue to hold the samples. Air canisters will be disposed after 3 business days from the date the project is completed.

Please contact Project Management at 800-624-9220 with any questions.

Project Name:	E-25060-RL-2530065	**Lab Number:**	L2644160
Project Number:	058161	**Report Date:**	07/20/26

Case Narrative (continued)

Report Submission

All non-detect (ND) or estimated concentrations (J-qualified) have been quantitated to the limit noted in the MDL column.

I, the undersigned, attest under the pains and penalties of perjury that, to the best of my knowledge and belief and based upon my personal inquiry of those responsible for providing the information contained in this analytical report, such information is accurate and complete. This certificate of analysis is not complete unless this page accompanies any and all pages of this report.

Authorized Signature: Caitlin Walukevich

Title: Technical Director/Representative

Date: 07/20/26

QC OUTLIER SUMMARY REPORT

Project Name: E-25060-RL-2530065

Project Number: 058161

Lab Number: L2644160

Report Date: 07/20/26

Method	Client ID (Native ID)	Lab ID	Parameter	QC Type	Recovery/RPD (%)	QC Limits (%)	Associated Samples	Data Quality Assessment

There are no QC Outliers associated with this report.

ORGANICS

VOLATILES

Project Name: E-25060-RL-2530065 **Lab Number:** L2644160

Project Number: 058161 **Report Date:** 07/20/26

SAMPLE RESULTS

Lab ID: L2644160-01
Client ID: UMPA20260713EB
Sample Location: WASHINGTON CROSSING, PA

Date Collected: 07/13/26 10:15
Date Received: 07/14/26
Field Prep: Refer to COC

Sample Depth:
Matrix: Water
Analytical Method: 1,8011
Analytical Date: 07/15/26 16:24
Analyst: MTC

Extraction Method: EPA 8011
Extraction Date: 07/15/26 13:05

Parameter	Result	Qualifier	Units	RL	MDL	Dilution Factor	Column
Microextractables by GC - Westborough Lab							
1,2-Dibromoethane	ND		ug/l	0.010	0.005	1	A

Project Name: E-25060-RL-2530065 **Lab Number:** L2644160

Project Number: 058161 **Report Date:** 07/20/26

SAMPLE RESULTS

Lab ID: L2644160-01 Date Collected: 07/13/26 10:15

Client ID: UMPA20260713EB Date Received: 07/14/26

Sample Location: WASHINGTON CROSSING, PA Field Prep: Refer to COC

Sample Depth:

Matrix: Water

Analytical Method: 1,8260D

Analytical Date: 07/15/26 23:12

Analyst: JKH

Parameter	Result	Qualifier	Units	RL	MDL	Dilution Factor
Volatile Organics by GC/MS - Westborough Lab						
Methyl tert butyl ether	ND		ug/l	1.0	0.17	1
Benzene	ND		ug/l	0.50	0.16	1
1,2-Dichloroethane	ND		ug/l	0.50	0.13	1
Toluene	ND		ug/l	0.75	0.20	1
Ethylbenzene	ND		ug/l	0.50	0.17	1
p/m-Xylene	ND		ug/l	1.0	0.33	1
o-Xylene	ND		ug/l	1.0	0.39	1
Xylenes, Total	ND		ug/l	1.0	0.33	1
Isopropylbenzene	ND		ug/l	0.50	0.19	1
1,3,5-Trimethylbenzene	ND		ug/l	2.5	0.22	1
1,2,4-Trimethylbenzene	ND		ug/l	2.5	0.19	1
Naphthalene	ND		ug/l	1.0	0.22	1

Surrogate	% Recovery	Qualifier	Acceptance Criteria
1,2-Dichloroethane-d4	114		70-130
Toluene-d8	102		70-130
4-Bromofluorobenzene	90		70-130
Dibromofluoromethane	122		70-130

Project Name: E-25060-RL-2530065 **Lab Number:** L2644160

Project Number: 058161 **Report Date:** 07/20/26

Method Blank Analysis
Batch Quality Control

Analytical Method: 1,8011
Analytical Date: 07/15/26 14:42
Analyst: MTC

Extraction Method: EPA 8011
Extraction Date: 07/15/26 13:05

Parameter	Result	Qualifier	Units	RL	MDL	
Microextractables by GC - Westborough Lab for sample(s): 01 Batch: WG2241946-1						
1,2-Dibromoethane	ND		ug/l	0.010	0.005	A

Project Name: E-25060-RL-2530065 **Lab Number:** L2644160

Project Number: 058161 **Report Date:** 07/20/26

Method Blank Analysis
Batch Quality Control

Analytical Method: 1,8260D
Analytical Date: 07/15/26 20:09
Analyst: ODD

Parameter	Result	Qualifier	Units	RL	MDL
Volatile Organics by GC/MS - Westborough Lab for sample(s): 01 Batch: WG2242557-5					
Methyl tert butyl ether	ND		ug/l	1.0	0.17
Benzene	ND		ug/l	0.50	0.16
1,2-Dichloroethane	ND		ug/l	0.50	0.13
Toluene	ND		ug/l	0.75	0.20
Ethylbenzene	ND		ug/l	0.50	0.17
p/m-Xylene	ND		ug/l	1.0	0.33
o-Xylene	ND		ug/l	1.0	0.39
Xylenes, Total	ND		ug/l	1.0	0.33
Isopropylbenzene	ND		ug/l	0.50	0.19
1,3,5-Trimethylbenzene	ND		ug/l	2.5	0.22
1,2,4-Trimethylbenzene	ND		ug/l	2.5	0.19
Naphthalene	ND		ug/l	1.0	0.22

Surrogate	%Recovery	Qualifier	Acceptance Criteria
1,2-Dichloroethane-d4	115		70-130
Toluene-d8	96		70-130
4-Bromofluorobenzene	93		70-130
Dibromofluoromethane	124		70-130

Lab Control Sample Analysis
Batch Quality Control

Project Name: E-25060-RL-2530065
Project Number: 058161

Lab Number: L2644160
Report Date: 07/20/26

Parameter	LCS %Recovery	Qual	LCSD %Recovery	Qual	%Recovery Limits	RPD	Qual	RPD Limits	Column
Microextractables by GC - Westborough Lab Associated sample(s): 01 Batch: WG2241946-2									
1,2-Dibromoethane	113		-		60-140	-			A

Lab Control Sample Analysis
Batch Quality Control

Project Name: E-25060-RL-2530065
Project Number: 058161
Lab Number: L2644160
Report Date: 07/20/26

Parameter	LCS %Recovery	Qual	LCSD %Recovery	Qual	%Recovery Limits	RPD	Qual	RPD Limits
Volatile Organics by GC/MS - Westborough Lab Associated sample(s): 01 Batch: WG2242557-3 WG2242557-4								
Methyl tert butyl ether	86		94		63-130	9		20
Benzene	100		100		70-130	0		20
1,2-Dichloroethane	110		120		70-130	9		20
Toluene	99		100		70-130	1		20
Ethylbenzene	100		99		70-130	1		20
p/m-Xylene	105		100		70-130	5		20
o-Xylene	100		100		70-130	0		20
Isopropylbenzene	96		96		70-130	0		20
1,3,5-Trimethylbenzene	93		94		64-130	1		20
1,2,4-Trimethylbenzene	92		92		70-130	0		20
Naphthalene	87		92		70-130	6		20

Surrogate	LCS %Recovery	Qual	LCSD %Recovery	Qual	Acceptance Criteria
1,2-Dichloroethane-d4	107		116		70-130
Toluene-d8	99		103		70-130
4-Bromofluorobenzene	91		91		70-130
Dibromofluoromethane	111		113		70-130

METALS

Project Name:	E-25060-RL-2530065	**Lab Number:**	L2644160
Project Number:	058161	**Report Date:**	07/20/26

SAMPLE RESULTS

Lab ID:	L2644160-01	Date Collected:	07/13/26 10:15
Client ID:	UMPA20260713EB	Date Received:	07/14/26
Sample Location:	WASHINGTON CROSSING, PA	Field Prep:	Refer to COC
Sample Depth:			
Matrix:	Water		

Parameter	Result	Qualifier	Units	RL	MDL	Dilution Factor	Date Prepared	Date Analyzed	Prep Method	Analytical Method	Analyst
Dissolved Metals - Mansfield Lab											
Lead, Dissolved	ND		ug/l	1.000	0.3430	1	07/15/26 20:12	07/17/26 17:55	EPA 3005A	1,6020B	NDD

Project Name: E-25060-RL-2530065 **Lab Number:** L2644160

Project Number: 058161 **Report Date:** 07/20/26

Method Blank Analysis
Batch Quality Control

Parameter	Result	Qualifier	Units	RL	MDL	Dilution Factor	Date Prepared	Date Analyzed	Analytical Method	Analyst
Dissolved Metals - Mansfield Lab for sample(s): 01 Batch: WG2241987-1										
Lead, Dissolved	ND		ug/l	1.000	0.3430	1	07/15/26 20:12	07/17/26 17:33	1,6020B	NDD

Prep Information

Digestion Method: EPA 3005A

Lab Control Sample Analysis
Batch Quality Control

Project Name: E-25060-RL-2530065
Project Number: 058161
Lab Number: L2644160
Report Date: 07/20/26

Parameter	LCS %Recovery	Qual	LCSD %Recovery	Qual	%Recovery Limits	RPD	Qual	RPD Limits
Dissolved Metals - Mansfield Lab Associated sample(s): 01 Batch: WG2241987-2								
Lead, Dissolved	97		-		80-120	-		

Matrix Spike Analysis
Batch Quality Control

Project Name: E-25060-RL-2530065
Project Number: 058161

Lab Number: L2644160
Report Date: 07/20/26

Parameter	Native Sample	MS Added	MS Found	MS %Recovery	Qual	MSD Found	MSD %Recovery	Qual	Recovery Limits	RPD	Qual	RPD Limits
Dissolved Metals - Mansfield Lab Associated sample(s): 01 QC Batch ID: WG2241987-3 WG2241987-4 QC Sample: L2644156-01 Client ID: MS Sample												
Lead, Dissolved	8.720	530	506.3	94		528.6	98		75-125	4		20

Project Name: E-25060-RL-2530065
Project Number: 058161

Lab Number: L2644160
Report Date: 07/20/26

Sample Receipt and Container Information

Were project specific reporting limits specified? YES

Cooler Information

Cooler	Custody Seal
A	Absent

Container Information

Container ID	Container Type	Cooler	Initial pH	Final pH	Temp deg C	Pres	Seal	Frozen Date/Time	Analysis(*)
L2644160-01A	Vial HCl preserved	NA	NA			Y	Absent		PA-8260(14)
L2644160-01B	Vial HCl preserved	NA	NA			Y	Absent		PA-8260(14)
L2644160-01C	Vial HCl preserved	NA	NA			Y	Absent		PA-8260(14)
L2644160-01D	Vial Na2S2O3 preserved	NA	NA			Y	Absent		8011(14)
L2644160-01E	Vial Na2S2O3 preserved	NA	NA			Y	Absent		8011(14)
L2644160-01F	Plastic 250ml HNO3 preserved	NA	<2	<2		Y	Absent		PB-6020S-PPB(180)

*Values in parentheses indicate holding time in days

Project Name:	E-25060-RL-2530065	**Lab Number:**	L2644160
Project Number:	058161	**Report Date:**	07/20/26

GLOSSARY

Acronyms

DL	- Detection Limit: This value represents the level to which target analyte concentrations are reported as estimated values, when those target analyte concentrations are quantified below the limit of quantitation (LOQ). The DL includes any adjustments from dilutions, concentrations or moisture content, where applicable. (DoD report formats only.)
EDL	- Estimated Detection Limit: This value represents the level to which target analyte concentrations are reported as estimated values, when those target analyte concentrations are quantified below the reporting limit (RL). The EDL includes any adjustments from dilutions, concentrations or moisture content, where applicable. The use of EDLs is specific to the analysis of PAHs using Solid-Phase Microextraction (SPME).
EMPC	- Estimated Maximum Possible Concentration: The concentration that results from the signal present at the retention time of an analyte when the ions meet all of the identification criteria except the ion abundance ratio criteria. An EMPC is a worst-case estimate of the concentration.
EPA	- Environmental Protection Agency.
LCS	- Laboratory Control Sample: A sample matrix, free from the analytes of interest, spiked with verified known amounts of analytes or a material containing known and verified amounts of analytes.
LCSD	- Laboratory Control Sample Duplicate: Refer to LCS.
LFB	- Laboratory Fortified Blank: A sample matrix, free from the analytes of interest, spiked with verified known amounts of analytes or a material containing known and verified amounts of analytes.
LOD	- Limit of Detection: This value represents the level to which a target analyte can reliably be detected for a specific analyte in a specific matrix by a specific method. The LOD includes any adjustments from dilutions, concentrations or moisture content, where applicable. (DoD report formats only.)
LOQ	- Limit of Quantitation: The value at which an instrument can accurately measure an analyte at a specific concentration. The LOQ includes any adjustments from dilutions, concentrations or moisture content, where applicable. (DoD report formats only.) Limit of Quantitation: The value at which an instrument can accurately measure an analyte at a specific concentration. The LOQ includes any adjustments from dilutions, concentrations or moisture content, where applicable. (DoD report formats only.)
MDL	- Method Detection Limit: This value represents the level to which target analyte concentrations are reported as estimated values, when those target analyte concentrations are quantified below the reporting limit (RL). The MDL includes any adjustments from dilutions, concentrations or moisture content, where applicable.
MS	- Matrix Spike Sample: A sample prepared by adding a known mass of target analyte to a specified amount of matrix sample for which an independent estimate of target analyte concentration is available. For Method 332.0, the spike recovery is calculated using the native concentration, including estimated values.
MSD	- Matrix Spike Sample Duplicate: Refer to MS.
NA	- Not Applicable.
NC	- Not Calculated: Term is utilized when one or more of the results utilized in the calculation are non-detect at the parameter's reporting unit.
NDPA/DPA	- N-Nitrosodiphenylamine/Diphenylamine.
NI	- Not Ignitable.
NP	- Non-Plastic: Term is utilized for the analysis of Atterberg Limits in soil.
NR	- No Results: Term is utilized when 'No Target Compounds Requested' is reported for the analysis of Volatile or Semivolatile Organic TIC only requests.
RL	- Reporting Limit: The value at which an instrument can accurately measure an analyte at a specific concentration. The RL includes any adjustments from dilutions, concentrations or moisture content, where applicable.
RPD	- Relative Percent Difference: The results from matrix and/or matrix spike duplicates are primarily designed to assess the precision of analytical results in a given matrix and are expressed as relative percent difference (RPD). Values which are less than five times the reporting limit for any individual parameter are evaluated by utilizing the absolute difference between the values; although the RPD value will be provided in the report.
SRM	- Standard Reference Material: A reference sample of a known or certified value that is of the same or similar matrix as the associated field samples.
STLP	- Semi-dynamic Tank Leaching Procedure per EPA Method 1315.
TEF	- Toxic Equivalency Factors: The values assigned to each dioxin and furan to evaluate their toxicity relative to 2,3,7,8-TCDD.
TEQ	- Toxic Equivalent: The measure of a sample's toxicity derived by multiplying each dioxin and furan by its corresponding TEF and then summing the resulting values.
TIC	- Tentatively Identified Compound: A compound that has been identified to be present and is not part of the target compound list (TCL) for the method and/or program. All TICs are qualitatively identified and reported as estimated concentrations.

Report Format: DU Report with 'J' Qualifiers

Project Name:	E-25060-RL-2530065	**Lab Number:**	L2644160
Project Number:	058161	**Report Date:**	07/20/26

Footnotes

1 - The reference for this analyte should be considered modified since this analyte is absent from the target analyte list of the original method.

Terms

Analytical Method: Both the document from which the method originates and the analytical reference method. (Example: EPA 8260B is shown as 1,8260B.) The codes for the reference method documents are provided in the References section of the Addendum.

Chlordane: The target compound Chlordane (CAS No. 57-74-9) is reported for GC ECD analyses. Per EPA,this compound "refers to a mixture of chlordane isomers, other chlorinated hydrocarbons and numerous other components." (Reference: USEPA Toxicological Review of Chlordane, In Support of Summary Information on the Integrated Risk Information System (IRIS), December 1997.)

Difference: With respect to Total Oxidizable Precursor (TOP) Assay analysis, the difference is defined as the Post-Treatment value minus the Pre-Treatment value.

Final pH: As it pertains to Sample Receipt & Container Information section of the report, Final pH reflects pH of container determined after adjustment at the laboratory, if applicable. If no adjustment required, value reflects Initial pH.

Frozen Date/Time: With respect to Volatile Organics in soil, Frozen Date/Time reflects the date/time at which associated Reagent Water-preserved vials were initially frozen. Note: If frozen date/time is beyond 48 hours from sample collection, value will be reflected in 'bold'.

Gasoline Range Organics (GRO): Gasoline Range Organics (GRO) results include all chromatographic peaks eluting from Methyl tert butyl ether through Naphthalene, with the exception of GRO analysis in support of State of Ohio programs, which includes all chromatographic peaks eluting from Hexane through Dodecane.

Initial pH: As it pertains to Sample Receipt & Container Information section of the report, Initial pH reflects pH of container determined upon receipt, if applicable.

PAH Total: With respect to Alkylated PAH analyses, the 'PAHs, Total' result is defined as the summation of results for all or a subset of the following compounds: Naphthalene, C1-C4 Naphthalenes, 2-Methylnaphthalene, 1-Methylnaphthalene, Biphenyl, Acenaphthylene, Acenaphthene, Fluorene, C1-C3 Fluorenes, Phenanthrene, C1-C4 Phenanthrenes/Anthracenes, Anthracene, Fluoranthene, Pyrene, C1-C4 Fluoranthenes/Pyrenes, Benz(a)anthracene, Chrysene, C1-C4 Chrysenes, Benzo(b)fluoranthene, Benzo(j)+(k)fluoranthene, Benzo(e)pyrene, Benzo(a)pyrene, Perylene, Indeno(1,2,3-cd)pyrene, Dibenz(ah)+(ac)anthracene, Benzo(g,h,i)perylene. If a 'Total' result is requested, the results of its individual components will also be reported.

PFAS Total: With respect to PFAS analyses, the 'PFAS, Total (5)' result is defined as the summation of results for: PFHpA, PFHxS, PFOA, PFNA and PFOS. In addition, the 'PFAS, Total (6)' result is defined as the summation of results for: PFHpA, PFHxS, PFOA, PFNA, PFDA and PFOS. For MassDEP DW compliance analysis only, the 'PFAS, Total (6)' result is defined as the summation of results at or above the RL. Note: If a 'Total' result is requested, the results of its individual components will also be reported.

Total: With respect to Organic analyses, a 'Total' result is defined as the summation of results for individual isomers or Aroclors. If a 'Total' result is requested, the results of its individual components will also be reported. This is applicable to 'Total' results for methods 8260, 8081 and 8082.

Data Qualifiers

A - Spectra identified as "Aldol Condensates" are byproducts of the extraction/concentration procedures when acetone is introduced in the process.

B - The analyte was detected above the reporting limit in the associated method blank. Flag only applies to associated field samples that have detectable concentrations of the analyte at less than ten times (10x) the concentration found in the blank. For MCP-related projects, flag only applies to associated field samples that have detectable concentrations of the analyte at less than ten times (10x) the concentration found in the blank. For DOD-related projects, flag only applies to associated field samples that have detectable concentrations of the analyte at less than ten times (10x) the concentration found in the blank AND the analyte was detected above one-half the reporting limit (or above the reporting limit for common lab contaminants) in the associated method blank. For NJ-Air-related projects, flag only applies to associated field samples that have detectable concentrations of the analyte above the reporting limit. For NJ-related projects (excluding Air), flag only applies to associated field samples that have detectable concentrations of the analyte, which was detected above the reporting limit in the associated method blank or above five times the reporting limit for common lab contaminants (Phthalates, Acetone, Methylene Chloride, 2-Butanone).

C - Co-elution: The target analyte co-elutes with a known lab standard (i.e. surrogate, internal standards, etc.) for co-extracted analyses.

D - Concentration of analyte was quantified from diluted analysis. Flag only applies to field samples that have detectable concentrations of the analyte.

E - Concentration of analyte exceeds the range of the calibration curve and/or linear range of the instrument.

F - The ratio of quantifier ion response to qualifier ion response falls outside of the laboratory criteria. Results are considered to be an estimated maximum concentration.

G - The concentration may be biased high due to matrix interferences (i.e, co-elution) with non-target compound(s). The result should be considered estimated.

H - The analysis of pH was performed beyond the regulatory-required holding time of 15 minutes from the time of sample collection.

I - The lower value for the two columns has been reported due to obvious interference.

J - Estimated value. The Target analyte concentration is below the quantitation limit (RL), but above the Method Detection Limit (MDL) or Estimated Detection Limit (EDL) for SPME-related analyses. This represents an estimated concentration for Tentatively Identified Compounds (TICs). For calculated parameters, this represents that one or more values used in the calculation were

Project Name:	E-25060-RL-2530065	**Lab Number:**	L2644160
Project Number:	058161	**Report Date:**	07/20/26

Data Qualifiers

estimated.

M - Reporting Limit (RL) exceeds the MCP CAM Reporting Limit for this analyte.

ND - Not detected at the method detection limit (MDL) for the sample, or estimated detection limit (EDL) for SPME-related analyses.

NJ - Presumptive evidence of compound. This represents an estimated concentration for Tentatively Identified Compounds (TICs), where the identification is based on a mass spectral library search.

P - The RPD between the results for the two columns exceeds the method-specified criteria.

Q - The quality control sample exceeds the associated acceptance criteria. For DOD-related projects, LCS and/or Continuing Calibration Standard exceedences are also qualified on all associated sample results. Note: This flag is not applicable for matrix spike recoveries when the sample concentration is greater than 4x the spike added or for batch duplicate RPD when the sample concentrations are less than 5x the RL. (Metals only.)

R - Analytical results are from sample re-analysis.

RE - Analytical results are from sample re-extraction.

S - Analytical results are from modified screening analysis.

V - The surrogate associated with this target analyte has a recovery outside the QC acceptance limits. (Applicable to MassDEP DW Compliance samples only.)

Z - The batch matrix spike and/or duplicate associated with this target analyte has a recovery/RPD outside the QC acceptance limits. (Applicable to MassDEP DW Compliance samples only.)

Project Name: E-25060-RL-2530065 **Lab Number:** L2644160

Project Number: 058161 **Report Date:** 07/20/26

REFERENCES

1 Test Methods for Evaluating Solid Waste: Physical/Chemical Methods. EPA SW-846. Third Edition. Updates I - VI, 2018.

LIMITATION OF LIABILITIES

Pace Analytical Services performs services with reasonable care and diligence normal to the analytical testing laboratory industry. In the event of an error, the sole and exclusive responsibility of Pace Analytical Services shall be to re-perform the work at it's own expense. In no event shall Pace Analytical Services be held liable for any incidental, consequential or special damages, including but not limited to, damages in any way connected with the use of, interpretation of, information or analysis provided by Pace Analytical Services.

We strongly urge our clients to comply with EPA protocol regarding sample volume, preservation, cooling, containers, sampling procedures, holding time and splitting of samples in the field.

ENV-FORM-WES2-0065 v03 Certificate/Approval Program Summary

Certification Information

The following analytes are not included in our Primary NELAP Scope of Accreditation:

PAS-WES2 Westborough Facility – 8 Walkup Dr. Westborough, MA 01581
EPA 8260D: NPW: 1,2,4,5-Tetramethylbenzene; 4-Ethyltoluene; SCM: Iodomethane (methyl iodide), 1,2,4,5-Tetramethylbenzene; 4-Ethyltoluene.
EPA 8270E: NPW: Dimethylnaphthalene,1,4-Diphenylhydrazine, alpha-Terpineol, Azobenzene; SCM: Dimethylnaphthalene,1,4-Diphenylhydrazine.
SM4500: NPW: Amenable Cyanide; SCM: Total Phosphorus, TKN, NO2, NO3.

PAS-MANS Mansfield Facility – 320 Forbes Blvd. Mansfield, MA 02048
SM 2540D: TSS.
Biological Tissue Matrix: EPA 3050B

PAS-MAN1 Mansfield Facility – 120 Forbes Blvd. Mansfield, MA 02048
EPA TO-15: Halothane, 2,4,4-Trimethyl-2-pentene, 2,4,4-Trimethyl-1-pentene, Thiophene, 2-Methylthiophene, 3-Methylthiophene, 2-Ethylthiophene, 1,2,3-Trimethylbenzene, Indan, Indene, 1,2,4,5-Tetramethylbenzene, Benzothiophene, 1-Methylnaphthalene.
MADEP-APH.

PAS-ELON East Longmeadow Facility – 39 Spruce Street East Longmeadow, MA 01028
EPA 524.2: 1,3,5-Trichlorobenzene, m/p-Xylene, o-xylene.
EPA 625.1: 1,2-Dichlorobenzene, 1,3-Dichlorobenzene, 1,4-Dichlorobenzene, N-Nitrosodiphenylamine**.**
EPA 8081B NPW and SCM: Alachlor, Endrin Ketone, Hexachlorobenzene.
EPA 8260D NPW: Tetrahydrofuran, 1,3,5-Trichlorobenzene; **SCM:** TAME, TBEE, Diethyl ether, DIPE, Tetrahydrofuran. 1,3,5-Trichlorobenzene, Freon-113**.**
EPA 8270E: NPW: Carbazole, 1-Methylnaphthalene, Pentachloronitrobenzene; **SCM:** Carbazole, 1-Methylnaphthalene**.**
EPA TO-13: Air: Benzo(e)pyrene, 1-Methylnaphthalene, 2-Methylnaphthalene, Perylene.
EPA TO-4A Pesticide Air: delta-BHC, Endosulfan I, Endosulfan II, Endosulfan Sulfate, Endrin, Endrin Aldehyde, Endrin Ketone, Hexachlorobenzene, Methoxychlor.
SM4500: NPW: Amenable Cyanide; **SCM:** Total Phosphorus, TKN, NH3, NECi: NO2, NO3, ASTMD516**.**

The following test method is not included in our New Jersey Secondary NELAP Scope of Accreditation:

PAS-MANS Mansfield Facility – 320 Forbes Blvd. Mansfield, MA 02048
Determination of Selected Perfluorinated Alkyl Substances by Solid Phase Extraction and Liquid Chromatography/Tandem Mass Spectrometry Isotope Dilution (via Alpha SOP 23528)

The following analytes are included in our Massachusetts DEP Scope of Accreditation:

PAS-WES2 Westborough Facility – 8 Walkup Dr. Westborough, MA 01581

Drinking Water
EPA 300.0: Chloride, Nitrate-N, Fluoride, Sulfate; **EPA 353.2**: Nitrate-N, Nitrite-N; **SM4500NO3-F**: Nitrate-N, Nitrite-N; **SM4500F-C, SM4500CN-CE, EPA 180.1, SM2130B, SM4500Cl-D, SM2320B, SM2540C, SM4500H-B, SM4500NO2-B**
EPA 504.1: EDB, DBCP.
Microbiology: **SM9215B; SM9223-P/A, SM9223B-Colilert-QT,**.

Non-Potable Water
SM4500H,B, EPA 120.1, SM2510B, SM2540C, SM2320B, SM4500CL-E, SM4500F-BC, SM4500NH3-BH: Ammonia-N and Kjeldahl-N, **EPA 350.1**: Ammonia-N, **LACHAT 10-107-06-1-B**: Ammonia-N, **EPA 351.1, SM4500NO3-F, EPA 353.2**: Nitrate-N**, SM4500P-E, SM4500P-B, E, SM4500SO4-E, SM5220D, EPA 410.4, SM5210B, SM4500CL-G, EPA 1664, EPA 420.1, SM4500-CN-CE, SM2540D, EPA 300: Chloride, Sulfate, Nitrate.**
Microbiology: **SM9223B-Colilert-QT; Enterolert-QT.**

PAS-MANS Mansfield Facility – 320 Forbes Blvd. Mansfield, MA 02048

Drinking Water
EPA 200.7: Al, Ba, Cd, Cr, Cu, Fe, Mn, Ni, Na, Ag, Ca, Zn. **EPA 200.8:** Al, Sb, As, Ba, Be, Cd, Cr, Cu, Pb, Mn, Ni, Se, Ag, TL, Zn. **EPA 245.1** Hg.
EPA 522, EPA 537.1.

Non-Potable Water
EPA 200.7: Al, Sb, As, Be, Cd, Ca, Cr, Co, Cu, Fe, Pb, Mg, Mn, Mo, Ni, K, Se, Ag, Na, Sr, TL, Ti, V, Zn.
EPA 200.8: Al, Sb**,** As, Be, Cd, Ca, Cr, Cu, Fe, Pb, Mg, Mn, Ni, K, Se, Ag, Na, TL, Zn.
EPA 245.1: Hg. **EPA 245.7:** Hg.
SM2340B

ENV-FORM-WES2-0065 v03 Certificate/Approval Program Summary

PAS-ELON East Longmeadow Facility – 39 Spruce Street East Longmeadow, MA 01028

Drinking Water
EPA 300.0: NO3, NO2, Fl, Cl, SO4. **NECI Reductase**: NO3, NO2.
SM4500F-C, SM4500Cl-B, SM4500CN-C,E, EPA 180.1, SM2320B, SM 2540C, SM4500H-B, SM4500SO4-E.
EPA 537.1; EPA 524.2: THMs and VOCs; **EPA 504.1:** EDB, DBCP.
Microbiology: SM9223-P/A: TC/EC; SM9223B-Colilert-enumeration: TC/EC; HPC-Simplate.

Non-Potable Water
SM4500H-B, SM2510B, SM2540C, SM2320B, SM4500Cl-B, SM4500NH3-B, C, EPA 350.1, NECi: NO3, **SM4500NH3-B, C: TKN, SM4500P-E: Ortho Phosphate, SM4500P-B, E: Total Phosphorus, EPA 410.4, SM5210B, SM5310C, SM4500CN-C, E, SM2540D, SM4500Cl-G, SM4500SO4-E, EPA 1664, EPA 420.1, EPA 300.0:** Cl, SO4, NO3.
EPA 624.1: Volatile Halocarbons, Volatile Aromatics.
EPA 608.3: Chlordane, Toxaphene, Aldrin, Alpha-BHC, Beta-BHC, Gamma-BHC, Delta-BHC, Dieldrin, DDD, DDE, DDT, Endosulfan I, Endosulfan II, Endosulfan Sulfate, Endrin, Endrin Aldehyde, Heptachlor, Heptachlor Epoxide, PCBs.
EPA 625.1: SVOC-Acid Extractables and Base/Neutrals
Microbiology: SM9223B-Colilert: E. coli (Ambient and Wastewater), **SM9223B-Colilert-18:** Fecal Coliform (Wastewater).

Certification IDs:

PAS-WES2 Westborough Facility – 8 Walkup Dr. Westborough, MA 01581
CT PH-0826, IL 200077, IN C-MA-03, KY KY98045, ME MA00086, MD 348, MA M-MA086, NH 2064, NJ MA935, NY 11148, NC (NPW/SCM) 666, OR MA-1316, PA 68-03671, RI LAO00065, TX T104704476, VT VT-0935, VA 460195.

PAS-MANS Mansfield Facility – 320 Forbes Blvd. Mansfield, MA 02048
ANAB/DoD L2474, CA 3117, CO MA00030, CT PH-0825, IL 200081, IN C-MA-04, KY KY98046, LA 85084, ME MA00030, MD 350, MA M-MA00030, MI 9110, MN 025-999-495, NV MA00030, NH 2062, NJ MA015, NY 11627, NC (NPW/SCM) 685, OR MA-0262, PA 68-02089, RI LAO00299, TX T-104704419, UT MA00030, VT VT-0015, VA 460194, WA C954.

PAS-MAN1 Mansfield Air Lab Facility – 120 Forbes Blvd. Mansfield, MA 02048
ANAB/DoD L2474, LA 245052, ME MA01156, MN 025-999-498, NH 2249, NJ MA025, NY 12191, OR 4203, TX T104704583, VA 460311, WA C1104.

PAS-ELON East Longmeadow Facility – 39 Spruce St. East Longmeadow, MA 01028
CT PH-0821, ME MA00100, MI 9100, NC (DENR) 652, NC (DW) 25703, MA M-MA100, NH (Secondary) 2516, NH (Primary) 2557, NJ MA007, NY 10899, PA 68-05812, RI LAO00373, VA 460217, VT-255716, WV DEP 419, WV-DW 9979C, LA 05130, LA-DW LA042, MD-DW 373, OH 87781.

For a complete listing of analytes and methods, please contact your Project Manager.

CHAIN OF CUSTODY

PAGE 1 OF 1

Date Rec'd in Lab: 07/15/26

Pace Job #: L26441160

Pace

WESTBORO, MA TEL: 508-898-9220 FAX: 508-898-9193

MANSFIELD, MA TEL: 508-822-9300 FAX: 508-822-3288

Client Information

Client: Sunoco Pipeline(SPLP)

Address: 100 Green St

Marcus Hook, PA

Phone: 610-859-6297

Fax:

Email: bradford.fish@energytransfer.com

☐ These samples have been previously analyzed by Pace

Project Information

Project Name: E-25060-RL-2530065

Project Location: Washington Crossing, PA

Project #: 058161

Project Manager: Mark Schaeffer

Pace Quote #:

Turn-Around Time

☐ Standard ☒ RUSH (only confirmed if pre-approved)

Date Due: 5-day TAT Time:

Report Information - Data Deliverables

☐ FAX ☐ EMAIL

☐ ADEx ☐ Add'l. Deliverables

Billing Information

☐ Same as Client info PO #:

Regulatory Requirements/Report Limits

State /Fed Program | Criteria

Other Project Specific Requirements/Comments/Detection Limits:

Data Package: Level IV including CTEH & Environemental Standards EDDs; Bill to SPLP; VOC8260 list – benzene, toluene, ethylbenzene, total xylenes, methyl tert-butyl ether (MTBE), naphthalene, isopropylbenzene, 1,3,5-trimethylbenzene, 1,2,4-trimethylbenzene, 1,2-dichloroethane (EDC)

Pace Lab ID (Lab Use Only)	Sample ID	Collection Date	Collection Time	Sample Matrix	Sampler's Initials	VOCs- USEPA 8260C	EDB- USEPA 8011	Lead(dissolved)- USEPA 6020B									Sample Specific Comments	TOTAL # BOTTLES
44160-01	UMPA20260713EB	7/13/26	1015	W	RD	X	X	X										6
Container Type						V	V	P										
Preservative						B	H	C										

SAMPLE HANDLING

Filtration ☒ Done ☐ Not needed ☐ Lab to do

Preservation ☐ Lab to do (Please specify below)

Relinquished By	Date/Time	Received By	Date/Time
[illegible]	7/13/26 1630	[illegible]	7/13/26 1630
[illegible]	7/14/26 1402	[illegible]	7/14/26 8:40
P. Pop Pace	07/14/26	P. Pop Pace	07/14/26 14:02

Please print clearly, legibly and completely. Samples can not be logged in and turnaround time clock will not start until any ambiguities are resolved. All samples submitted are subject to Pace's Terms and Conditions. See reverse side.

FORM NO. 01-01 (rev. 25-FEB-25)

07/15/26 00:40

7/14 2200

Sample Delivery Group Summary

Pace Job Number : L2644160

Received : 14-JUL-2026
Reviewer : Brendan Grady

Account Name : Stantec, Inc.
Project Number : 058161
Project Name : E-25060-RL-2530065

Delivery Information

Samples Delivered By : Pace Courier

Chain of Custody : Present

Cooler Information

Cooler	Seal/Seal#	Preservation	Temperature(°C)	Additional Information
A	Absent/	Ice	4.1	

Condition Information

1) All samples on COC received? **YES**

2) Extra samples received? **NO**

3) Are there any sample container discrepancies? **NO**

4) Are there any discrepancies between COC & sample labels? **NO**

5) Are samples in appropriate containers for requested analysis? **YES**

6) Are samples properly preserved for requested analysis? **YES**

7) Are samples within holding time for requested analysis? **NO**
Following samples were received beyond the method-required holding time for listed analysis:

8) All sampling equipment returned? **NA**

Volatile Organics/VPH

1) Reagent Water Vials Frozen by Client? **NO**

ANALYTICAL REPORT

Lab Number:	L2644161
Client:	Stantec, Inc. 1060 Andrew Drive Suite 140 West Chester, PA 19380
ATTN:	Mark Schaeffer
Phone:	(610) 407-7943
Project Name:	E-25060-RL-2530065
Project Number:	058161
Report Date:	07/20/26

The original project report/data package is held by Pace Analytical Services. This report/data package is paginated and should be reproduced only in its entirety. Pace Analytical Services holds no responsibility for results and/or data that are not consistent with the original.

Eight Walkup Drive, Westborough, MA 01581-1019
508-898-9220 (Fax) 508-898-9193 800-624-9220 - www.alphalab.com

Project Name: E-25060-RL-2530065
Project Number: 058161

Lab Number: L2644161
Report Date: 07/20/26

Lab Sample ID	Client ID	Matrix	Sample Location	Collection Date/Time	Receive Date
L2644161-01	UMPA20260713TB	WATER	WASHINGTON CROSSING, PA	07/13/26 00:00	07/14/26

Project Name:	E-25060-RL-2530065	**Lab Number:**	L2644161
Project Number:	058161	**Report Date:**	07/20/26

Case Narrative

The samples were received in accordance with the Chain of Custody and no significant deviations were encountered during the preparation or analysis unless otherwise noted. Sample Receipt, Container Information, and the Chain of Custody are located at the back of the report.

Results contained within this report relate only to the samples submitted under this Pace Lab Number and meet NELAP requirements for all NELAP accredited parameters unless otherwise noted in the following narrative. The data presented in this report is organized by parameter (i.e. VOC, SVOC, etc.). Sample specific Quality Control data (i.e. Surrogate Spike Recovery) is reported at the end of the target analyte list for each individual sample, followed by the Laboratory Batch Quality Control at the end of each parameter. Tentatively Identified Compounds (TICs), if requested, are reported for compounds identified to be present and are not part of the method/program Target Compound List, even if only a subset of the TCL are being reported. If a sample was re-analyzed or re-extracted due to a required quality control corrective action and if both sets of data are reported, the Laboratory ID of the re-analysis or re-extraction is designated with an "R" or "RE", respectively.

When multiple Batch Quality Control elements are reported (e.g. more than one LCS), the associated samples for each element are noted in the grey shaded header line of each data table. Any Laboratory Batch, Sample Specific % recovery or RPD value that is outside the listed Acceptance Criteria is bolded in the report. In reference to questions H (CAM) or 4 (RCP) when "NO" is checked, the performance criteria for CAM and RCP methods allow for some quality control failures to occur and still be within method compliance. In these instances, the specific failure is not narrated but noted in the associated QC Outlier Summary Report, located directly after the Case Narrative. QC information is also incorporated in the Data Usability Assessment table (Format 11) of our Data Merger tool, where it can be reviewed in conjunction with the sample result, associated regulatory criteria and any associated data usability implications.

Soil/sediments and solids are reported on a dry weight basis unless otherwise noted. Tissues are reported "as received" or on a wet weight basis, unless otherwise noted. Definitions of all data qualifiers and acronyms used in this report are provided in the Glossary located at the back of the report.

HOLD POLICY - For samples submitted on hold, Pace's policy is to hold samples (with the exception of Air canisters) free of charge for 21 calendar days from the date the project is completed. After 21 calendar days, we will dispose of all samples submitted including those put on hold unless you have contacted your Pace Project Manager and made arrangements for Pace to continue to hold the samples. Air canisters will be disposed after 3 business days from the date the project is completed.

Please contact Project Management at 800-624-9220 with any questions.

Project Name:	E-25060-RL-2530065	**Lab Number:**	L2644161
Project Number:	058161	**Report Date:**	07/20/26

Case Narrative (continued)

Report Submission

All non-detect (ND) or estimated concentrations (J-qualified) have been quantitated to the limit noted in the MDL column.

I, the undersigned, attest under the pains and penalties of perjury that, to the best of my knowledge and belief and based upon my personal inquiry of those responsible for providing the information contained in this analytical report, such information is accurate and complete. This certificate of analysis is not complete unless this page accompanies any and all pages of this report.

Authorized Signature: Caitlin Walukevich

Title: Technical Director/Representative

Date: 07/20/26

QC OUTLIER SUMMARY REPORT

Project Name: E-25060-RL-2530065

Project Number: 058161

Lab Number: L2644161

Report Date: 07/20/26

Method	Client ID (Native ID)	Lab ID	Parameter	QC Type	Recovery/RPD (%)	QC Limits (%)	Associated Samples	Data Quality Assessment

There are no QC Outliers associated with this report.

ORGANICS

VOLATILES

Project Name: E-25060-RL-2530065 **Lab Number:** L2644161

Project Number: 058161 **Report Date:** 07/20/26

SAMPLE RESULTS

Lab ID: L2644161-01
Client ID: UMPA20260713TB
Sample Location: WASHINGTON CROSSING, PA

Date Collected: 07/13/26 00:00
Date Received: 07/14/26
Field Prep: None

Sample Depth:
Matrix: Water
Analytical Method: 1,8011
Analytical Date: 07/15/26 16:35
Analyst: MTC

Extraction Method: EPA 8011
Extraction Date: 07/15/26 13:05

Parameter	Result	Qualifier	Units	RL	MDL	Dilution Factor	Column
Microextractables by GC - Westborough Lab							
1,2-Dibromoethane	ND		ug/l	0.010	0.005	1	A

Project Name: E-25060-RL-2530065 **Lab Number:** L2644161

Project Number: 058161 **Report Date:** 07/20/26

SAMPLE RESULTS

Lab ID: L2644161-01 Date Collected: 07/13/26 00:00

Client ID: UMPA20260713TB Date Received: 07/14/26

Sample Location: WASHINGTON CROSSING, PA Field Prep: None

Sample Depth:

Matrix: Water

Analytical Method: 1,8260D

Analytical Date: 07/15/26 20:35

Analyst: JKH

Parameter	Result	Qualifier	Units	RL	MDL	Dilution Factor
Volatile Organics by GC/MS - Westborough Lab						
Methyl tert butyl ether	ND		ug/l	1.0	0.17	1
Benzene	ND		ug/l	0.50	0.16	1
1,2-Dichloroethane	ND		ug/l	0.50	0.13	1
Toluene	ND		ug/l	0.75	0.20	1
Ethylbenzene	ND		ug/l	0.50	0.17	1
p/m-Xylene	ND		ug/l	1.0	0.33	1
o-Xylene	ND		ug/l	1.0	0.39	1
Xylenes, Total	ND		ug/l	1.0	0.33	1
Isopropylbenzene	ND		ug/l	0.50	0.19	1
1,3,5-Trimethylbenzene	ND		ug/l	2.5	0.22	1
1,2,4-Trimethylbenzene	ND		ug/l	2.5	0.19	1
Naphthalene	ND		ug/l	1.0	0.22	1

Surrogate	% Recovery	Qualifier	Acceptance Criteria
1,2-Dichloroethane-d4	112		70-130
Toluene-d8	100		70-130
4-Bromofluorobenzene	91		70-130
Dibromofluoromethane	119		70-130

Project Name: E-25060-RL-2530065 **Lab Number:** L2644161

Project Number: 058161 **Report Date:** 07/20/26

Method Blank Analysis
Batch Quality Control

Analytical Method: 1,8011
Analytical Date: 07/15/26 14:42
Analyst: MTC

Extraction Method: EPA 8011
Extraction Date: 07/15/26 13:05

Parameter	Result	Qualifier	Units	RL	MDL	
Microextractables by GC - Westborough Lab for sample(s): 01 Batch: WG2241946-1						
1,2-Dibromoethane	ND		ug/l	0.010	0.005	A

Project Name: E-25060-RL-2530065 **Lab Number:** L2644161

Project Number: 058161 **Report Date:** 07/20/26

Method Blank Analysis
Batch Quality Control

Analytical Method: 1,8260D
Analytical Date: 07/15/26 20:09
Analyst: ODD

Parameter	Result	Qualifier	Units	RL	MDL
Volatile Organics by GC/MS - Westborough Lab for sample(s): 01 Batch: WG2242557-5					
Methyl tert butyl ether	ND		ug/l	1.0	0.17
Benzene	ND		ug/l	0.50	0.16
1,2-Dichloroethane	ND		ug/l	0.50	0.13
Toluene	ND		ug/l	0.75	0.20
Ethylbenzene	ND		ug/l	0.50	0.17
p/m-Xylene	ND		ug/l	1.0	0.33
o-Xylene	ND		ug/l	1.0	0.39
Xylenes, Total	ND		ug/l	1.0	0.33
Isopropylbenzene	ND		ug/l	0.50	0.19
1,3,5-Trimethylbenzene	ND		ug/l	2.5	0.22
1,2,4-Trimethylbenzene	ND		ug/l	2.5	0.19
Naphthalene	ND		ug/l	1.0	0.22

Surrogate	%Recovery	Qualifier	Acceptance Criteria
1,2-Dichloroethane-d4	115		70-130
Toluene-d8	96		70-130
4-Bromofluorobenzene	93		70-130
Dibromofluoromethane	124		70-130

Lab Control Sample Analysis
Batch Quality Control

Project Name: E-25060-RL-2530065
Project Number: 058161

Lab Number: L2644161
Report Date: 07/20/26

Parameter	LCS %Recovery	Qual	LCSD %Recovery	Qual	%Recovery Limits	RPD	Qual	RPD Limits	Column
Microextractables by GC - Westborough Lab Associated sample(s): 01 Batch: WG2241946-2									
1,2-Dibromoethane	113		-		60-140	-			A

Lab Control Sample Analysis
Batch Quality Control

Project Name: E-25060-RL-2530065
Project Number: 058161
Lab Number: L2644161
Report Date: 07/20/26

Parameter	LCS %Recovery	Qual	LCSD %Recovery	Qual	%Recovery Limits	RPD	Qual	RPD Limits
Volatile Organics by GC/MS - Westborough Lab Associated sample(s): 01 Batch: WG2242557-3 WG2242557-4								
Methyl tert butyl ether	86		94		63-130	9		20
Benzene	100		100		70-130	0		20
1,2-Dichloroethane	110		120		70-130	9		20
Toluene	99		100		70-130	1		20
Ethylbenzene	100		99		70-130	1		20
p/m-Xylene	105		100		70-130	5		20
o-Xylene	100		100		70-130	0		20
Isopropylbenzene	96		96		70-130	0		20
1,3,5-Trimethylbenzene	93		94		64-130	1		20
1,2,4-Trimethylbenzene	92		92		70-130	0		20
Naphthalene	87		92		70-130	6		20

Surrogate	LCS %Recovery	Qual	LCSD %Recovery	Qual	Acceptance Criteria
1,2-Dichloroethane-d4	107		116		70-130
Toluene-d8	99		103		70-130
4-Bromofluorobenzene	91		91		70-130
Dibromofluoromethane	111		113		70-130

Project Name: E-25060-RL-2530065
Project Number: 058161

Lab Number: L2644161
Report Date: 07/20/26

Sample Receipt and Container Information

Were project specific reporting limits specified? YES

Cooler Information

Cooler	Custody Seal
A	Absent

Container Information

Container ID	Container Type	Cooler	Initial pH	Final pH	Temp deg C	Pres	Seal	Frozen Date/Time	Analysis(*)
L2644161-01A	Vial HCl preserved	NA	NA			Y	Absent		PA-8260(14)
L2644161-01B	Vial HCl preserved	NA	NA			Y	Absent		PA-8260(14)
L2644161-01C	Vial Na2S2O3 preserved	NA	NA			Y	Absent		8011(14)
L2644161-01D	Vial Na2S2O3 preserved	NA	NA			Y	Absent		8011(14)

*Values in parentheses indicate holding time in days

Project Name: E-25060-RL-2530065 **Lab Number:** L2644161

Project Number: 058161 **Report Date:** 07/20/26

GLOSSARY

Acronyms

DL	- Detection Limit: This value represents the level to which target analyte concentrations are reported as estimated values, when those target analyte concentrations are quantified below the limit of quantitation (LOQ). The DL includes any adjustments from dilutions, concentrations or moisture content, where applicable. (DoD report formats only.)
EDL	- Estimated Detection Limit: This value represents the level to which target analyte concentrations are reported as estimated values, when those target analyte concentrations are quantified below the reporting limit (RL). The EDL includes any adjustments from dilutions, concentrations or moisture content, where applicable. The use of EDLs is specific to the analysis of PAHs using Solid-Phase Microextraction (SPME).
EMPC	- Estimated Maximum Possible Concentration: The concentration that results from the signal present at the retention time of an analyte when the ions meet all of the identification criteria except the ion abundance ratio criteria. An EMPC is a worst-case estimate of the concentration.
EPA	- Environmental Protection Agency.
LCS	- Laboratory Control Sample: A sample matrix, free from the analytes of interest, spiked with verified known amounts of analytes or a material containing known and verified amounts of analytes.
LCSD	- Laboratory Control Sample Duplicate: Refer to LCS.
LFB	- Laboratory Fortified Blank: A sample matrix, free from the analytes of interest, spiked with verified known amounts of analytes or a material containing known and verified amounts of analytes.
LOD	- Limit of Detection: This value represents the level to which a target analyte can reliably be detected for a specific analyte in a specific matrix by a specific method. The LOD includes any adjustments from dilutions, concentrations or moisture content, where applicable. (DoD report formats only.)
LOQ	- Limit of Quantitation: The value at which an instrument can accurately measure an analyte at a specific concentration. The LOQ includes any adjustments from dilutions, concentrations or moisture content, where applicable. (DoD report formats only.) Limit of Quantitation: The value at which an instrument can accurately measure an analyte at a specific concentration. The LOQ includes any adjustments from dilutions, concentrations or moisture content, where applicable. (DoD report formats only.)
MDL	- Method Detection Limit: This value represents the level to which target analyte concentrations are reported as estimated values, when those target analyte concentrations are quantified below the reporting limit (RL). The MDL includes any adjustments from dilutions, concentrations or moisture content, where applicable.
MS	- Matrix Spike Sample: A sample prepared by adding a known mass of target analyte to a specified amount of matrix sample for which an independent estimate of target analyte concentration is available. For Method 332.0, the spike recovery is calculated using the native concentration, including estimated values.
MSD	- Matrix Spike Sample Duplicate: Refer to MS.
NA	- Not Applicable.
NC	- Not Calculated: Term is utilized when one or more of the results utilized in the calculation are non-detect at the parameter's reporting unit.
NDPA/DPA	- N-Nitrosodiphenylamine/Diphenylamine.
NI	- Not Ignitable.
NP	- Non-Plastic: Term is utilized for the analysis of Atterberg Limits in soil.
NR	- No Results: Term is utilized when 'No Target Compounds Requested' is reported for the analysis of Volatile or Semivolatile Organic TIC only requests.
RL	- Reporting Limit: The value at which an instrument can accurately measure an analyte at a specific concentration. The RL includes any adjustments from dilutions, concentrations or moisture content, where applicable.
RPD	- Relative Percent Difference: The results from matrix and/or matrix spike duplicates are primarily designed to assess the precision of analytical results in a given matrix and are expressed as relative percent difference (RPD). Values which are less than five times the reporting limit for any individual parameter are evaluated by utilizing the absolute difference between the values; although the RPD value will be provided in the report.
SRM	- Standard Reference Material: A reference sample of a known or certified value that is of the same or similar matrix as the associated field samples.
STLP	- Semi-dynamic Tank Leaching Procedure per EPA Method 1315.
TEF	- Toxic Equivalency Factors: The values assigned to each dioxin and furan to evaluate their toxicity relative to 2,3,7,8-TCDD.
TEQ	- Toxic Equivalent: The measure of a sample's toxicity derived by multiplying each dioxin and furan by its corresponding TEF and then summing the resulting values.
TIC	- Tentatively Identified Compound: A compound that has been identified to be present and is not part of the target compound list (TCL) for the method and/or program. All TICs are qualitatively identified and reported as estimated concentrations.

Report Format: DU Report with 'J' Qualifiers

Project Name:	E-25060-RL-2530065	**Lab Number:**	L2644161
Project Number:	058161	**Report Date:**	07/20/26

Footnotes

1 - The reference for this analyte should be considered modified since this analyte is absent from the target analyte list of the original method.

Terms

Analytical Method: Both the document from which the method originates and the analytical reference method. (Example: EPA 8260B is shown as 1,8260B.) The codes for the reference method documents are provided in the References section of the Addendum.

Chlordane: The target compound Chlordane (CAS No. 57-74-9) is reported for GC ECD analyses. Per EPA,this compound "refers to a mixture of chlordane isomers, other chlorinated hydrocarbons and numerous other components." (Reference: USEPA Toxicological Review of Chlordane, In Support of Summary Information on the Integrated Risk Information System (IRIS), December 1997.)

Difference: With respect to Total Oxidizable Precursor (TOP) Assay analysis, the difference is defined as the Post-Treatment value minus the Pre-Treatment value.

Final pH: As it pertains to Sample Receipt & Container Information section of the report, Final pH reflects pH of container determined after adjustment at the laboratory, if applicable. If no adjustment required, value reflects Initial pH.

Frozen Date/Time: With respect to Volatile Organics in soil, Frozen Date/Time reflects the date/time at which associated Reagent Water-preserved vials were initially frozen. Note: If frozen date/time is beyond 48 hours from sample collection, value will be reflected in 'bold'.

Gasoline Range Organics (GRO): Gasoline Range Organics (GRO) results include all chromatographic peaks eluting from Methyl tert butyl ether through Naphthalene, with the exception of GRO analysis in support of State of Ohio programs, which includes all chromatographic peaks eluting from Hexane through Dodecane.

Initial pH: As it pertains to Sample Receipt & Container Information section of the report, Initial pH reflects pH of container determined upon receipt, if applicable.

PAH Total: With respect to Alkylated PAH analyses, the 'PAHs, Total' result is defined as the summation of results for all or a subset of the following compounds: Naphthalene, C1-C4 Naphthalenes, 2-Methylnaphthalene, 1-Methylnaphthalene, Biphenyl, Acenaphthylene, Acenaphthene, Fluorene, C1-C3 Fluorenes, Phenanthrene, C1-C4 Phenanthrenes/Anthracenes, Anthracene, Fluoranthene, Pyrene, C1-C4 Fluoranthenes/Pyrenes, Benz(a)anthracene, Chrysene, C1-C4 Chrysenes, Benzo(b)fluoranthene, Benzo(j)+(k)fluoranthene, Benzo(e)pyrene, Benzo(a)pyrene, Perylene, Indeno(1,2,3-cd)pyrene, Dibenz(ah)+(ac)anthracene, Benzo(g,h,i)perylene. If a 'Total' result is requested, the results of its individual components will also be reported.

PFAS Total: With respect to PFAS analyses, the 'PFAS, Total (5)' result is defined as the summation of results for: PFHpA, PFHxS, PFOA, PFNA and PFOS. In addition, the 'PFAS, Total (6)' result is defined as the summation of results for: PFHpA, PFHxS, PFOA, PFNA, PFDA and PFOS. For MassDEP DW compliance analysis only, the 'PFAS, Total (6)' result is defined as the summation of results at or above the RL. Note: If a 'Total' result is requested, the results of its individual components will also be reported.

Total: With respect to Organic analyses, a 'Total' result is defined as the summation of results for individual isomers or Aroclors. If a 'Total' result is requested, the results of its individual components will also be reported. This is applicable to 'Total' results for methods 8260, 8081 and 8082.

Data Qualifiers

A - Spectra identified as "Aldol Condensates" are byproducts of the extraction/concentration procedures when acetone is introduced in the process.

B - The analyte was detected above the reporting limit in the associated method blank. Flag only applies to associated field samples that have detectable concentrations of the analyte at less than ten times (10x) the concentration found in the blank. For MCP-related projects, flag only applies to associated field samples that have detectable concentrations of the analyte at less than ten times (10x) the concentration found in the blank. For DOD-related projects, flag only applies to associated field samples that have detectable concentrations of the analyte at less than ten times (10x) the concentration found in the blank AND the analyte was detected above one-half the reporting limit (or above the reporting limit for common lab contaminants) in the associated method blank. For NJ-Air-related projects, flag only applies to associated field samples that have detectable concentrations of the analyte above the reporting limit. For NJ-related projects (excluding Air), flag only applies to associated field samples that have detectable concentrations of the analyte, which was detected above the reporting limit in the associated method blank or above five times the reporting limit for common lab contaminants (Phthalates, Acetone, Methylene Chloride, 2-Butanone).

C - Co-elution: The target analyte co-elutes with a known lab standard (i.e. surrogate, internal standards, etc.) for co-extracted analyses.

D - Concentration of analyte was quantified from diluted analysis. Flag only applies to field samples that have detectable concentrations of the analyte.

E - Concentration of analyte exceeds the range of the calibration curve and/or linear range of the instrument.

F - The ratio of quantifier ion response to qualifier ion response falls outside of the laboratory criteria. Results are considered to be an estimated maximum concentration.

G - The concentration may be biased high due to matrix interferences (i.e, co-elution) with non-target compound(s). The result should be considered estimated.

H - The analysis of pH was performed beyond the regulatory-required holding time of 15 minutes from the time of sample collection.

I - The lower value for the two columns has been reported due to obvious interference.

J - Estimated value. The Target analyte concentration is below the quantitation limit (RL), but above the Method Detection Limit (MDL) or Estimated Detection Limit (EDL) for SPME-related analyses. This represents an estimated concentration for Tentatively Identified Compounds (TICs). For calculated parameters, this represents that one or more values used in the calculation were

Project Name:	E-25060-RL-2530065	**Lab Number:**	L2644161
Project Number:	058161	**Report Date:**	07/20/26

Data Qualifiers

estimated.

M - Reporting Limit (RL) exceeds the MCP CAM Reporting Limit for this analyte.

ND - Not detected at the method detection limit (MDL) for the sample, or estimated detection limit (EDL) for SPME-related analyses.

NJ - Presumptive evidence of compound. This represents an estimated concentration for Tentatively Identified Compounds (TICs), where the identification is based on a mass spectral library search.

P - The RPD between the results for the two columns exceeds the method-specified criteria.

Q - The quality control sample exceeds the associated acceptance criteria. For DOD-related projects, LCS and/or Continuing Calibration Standard exceedences are also qualified on all associated sample results. Note: This flag is not applicable for matrix spike recoveries when the sample concentration is greater than 4x the spike added or for batch duplicate RPD when the sample concentrations are less than 5x the RL. (Metals only.)

R - Analytical results are from sample re-analysis.

RE - Analytical results are from sample re-extraction.

S - Analytical results are from modified screening analysis.

V - The surrogate associated with this target analyte has a recovery outside the QC acceptance limits. (Applicable to MassDEP DW Compliance samples only.)

Z - The batch matrix spike and/or duplicate associated with this target analyte has a recovery/RPD outside the QC acceptance limits. (Applicable to MassDEP DW Compliance samples only.)

Project Name: E-25060-RL-2530065 **Lab Number:** L2644161

Project Number: 058161 **Report Date:** 07/20/26

REFERENCES

1 Test Methods for Evaluating Solid Waste: Physical/Chemical Methods. EPA SW-846. Third Edition. Updates I - VI, 2018.

LIMITATION OF LIABILITIES

Pace Analytical Services performs services with reasonable care and diligence normal to the analytical testing laboratory industry. In the event of an error, the sole and exclusive responsibility of Pace Analytical Services shall be to re-perform the work at it's own expense. In no event shall Pace Analytical Services be held liable for any incidental, consequential or special damages, including but not limited to, damages in any way connected with the use of, interpretation of, information or analysis provided by Pace Analytical Services.

We strongly urge our clients to comply with EPA protocol regarding sample volume, preservation, cooling, containers, sampling procedures, holding time and splitting of samples in the field.

ENV-FORM-WES2-0065 v03 Certificate/Approval Program Summary

Certification Information

The following analytes are not included in our Primary NELAP Scope of Accreditation:

PAS-WES2 Westborough Facility – 8 Walkup Dr. Westborough, MA 01581
EPA 8260D: NPW: 1,2,4,5-Tetramethylbenzene; 4-Ethyltoluene; SCM: Iodomethane (methyl iodide), 1,2,4,5-Tetramethylbenzene; 4-Ethyltoluene.
EPA 8270E: NPW: Dimethylnaphthalene,1,4-Diphenylhydrazine, alpha-Terpineol, Azobenzene; SCM: Dimethylnaphthalene,1,4-Diphenylhydrazine.
SM4500: NPW: Amenable Cyanide; SCM: Total Phosphorus, TKN, NO2, NO3.

PAS-MANS Mansfield Facility – 320 Forbes Blvd. Mansfield, MA 02048
SM 2540D: TSS.
Biological Tissue Matrix: EPA 3050B

PAS-MAN1 Mansfield Facility – 120 Forbes Blvd. Mansfield, MA 02048
EPA TO-15: Halothane, 2,4,4-Trimethyl-2-pentene, 2,4,4-Trimethyl-1-pentene, Thiophene, 2-Methylthiophene, 3-Methylthiophene, 2-Ethylthiophene, 1,2,3-Trimethylbenzene, Indan, Indene, 1,2,4,5-Tetramethylbenzene, Benzothiophene, 1-Methylnaphthalene.
MADEP-APH.

PAS-ELON East Longmeadow Facility – 39 Spruce Street East Longmeadow, MA 01028
EPA 524.2: 1,3,5-Trichlorobenzene, m/p-Xylene, o-xylene.
EPA 625.1: 1,2-Dichlorobenzene, 1,3-Dichlorobenzene, 1,4-Dichlorobenzene, N-Nitrosodiphenylamine**.**
EPA 8081B NPW and SCM: Alachlor, Endrin Ketone, Hexachlorobenzene.
EPA 8260D NPW: Tetrahydrofuran, 1,3,5-Trichlorobenzene; **SCM:** TAME, TBEE, Diethyl ether, DIPE, Tetrahydrofuran. 1,3,5-Trichlorobenzene, Freon-113**.**
EPA 8270E: NPW: Carbazole, 1-Methylnaphthalene, Pentachloronitrobenzene; **SCM:** Carbazole, 1-Methylnaphthalene**.**
EPA TO-13: Air: Benzo(e)pyrene, 1-Methylnaphthalene, 2-Methylnaphthalene, Perylene.
EPA TO-4A Pesticide Air: delta-BHC, Endosulfan I, Endosulfan II, Endosulfan Sulfate, Endrin, Endrin Aldehyde, Endrin Ketone, Hexachlorobenzene, Methoxychlor.
SM4500: NPW: Amenable Cyanide; **SCM:** Total Phosphorus, TKN, NH3, NECi: NO2, NO3, ASTMD516**.**

The following test method is not included in our New Jersey Secondary NELAP Scope of Accreditation:

PAS-MANS Mansfield Facility – 320 Forbes Blvd. Mansfield, MA 02048
Determination of Selected Perfluorinated Alkyl Substances by Solid Phase Extraction and Liquid Chromatography/Tandem Mass Spectrometry Isotope Dilution (via Alpha SOP 23528)

The following analytes are included in our Massachusetts DEP Scope of Accreditation:

PAS-WES2 Westborough Facility – 8 Walkup Dr. Westborough, MA 01581

Drinking Water
EPA 300.0: Chloride, Nitrate-N, Fluoride, Sulfate; **EPA 353.2**: Nitrate-N, Nitrite-N; **SM4500NO3-F**: Nitrate-N, Nitrite-N; **SM4500F-C, SM4500CN-CE, EPA 180.1, SM2130B, SM4500Cl-D, SM2320B, SM2540C, SM4500H-B, SM4500NO2-B**
EPA 504.1: EDB, DBCP.
Microbiology: **SM9215B; SM9223-P/A, SM9223B-Colilert-QT,**.

Non-Potable Water
SM4500H,B, EPA 120.1, SM2510B, SM2540C, SM2320B, SM4500CL-E, SM4500F-BC, SM4500NH3-BH: Ammonia-N and Kjeldahl-N, **EPA 350.1**: Ammonia-N, **LACHAT 10-107-06-1-B**: Ammonia-N, **EPA 351.1, SM4500NO3-F, EPA 353.2**: Nitrate-N**, SM4500P-E, SM4500P-B, E, SM4500SO4-E, SM5220D, EPA 410.4, SM5210B, SM4500CL-G, EPA 1664, EPA 420.1, SM4500-CN-CE, SM2540D, EPA 300: Chloride, Sulfate, Nitrate.**
Microbiology: **SM9223B-Colilert-QT; Enterolert-QT.**

PAS-MANS Mansfield Facility – 320 Forbes Blvd. Mansfield, MA 02048

Drinking Water
EPA 200.7: Al, Ba, Cd, Cr, Cu, Fe, Mn, Ni, Na, Ag, Ca, Zn. **EPA 200.8:** Al, Sb, As, Ba, Be, Cd, Cr, Cu, Pb, Mn, Ni, Se, Ag, TL, Zn. **EPA 245.1** Hg.
EPA 522, EPA 537.1.

Non-Potable Water
EPA 200.7: Al, Sb, As, Be, Cd, Ca, Cr, Co, Cu, Fe, Pb, Mg, Mn, Mo, Ni, K, Se, Ag, Na, Sr, TL, Ti, V, Zn.
EPA 200.8: Al, Sb**,** As, Be, Cd, Ca, Cr, Cu, Fe, Pb, Mg, Mn, Ni, K, Se, Ag, Na, TL, Zn.
EPA 245.1: Hg. **EPA 245.7:** Hg.
SM2340B

ENV-FORM-WES2-0065 v03 Certificate/Approval Program Summary

PAS-ELON East Longmeadow Facility – 39 Spruce Street East Longmeadow, MA 01028

Drinking Water
EPA 300.0: NO3, NO2, Fl, Cl, SO4. **NECI Reductase**: NO3, NO2.
SM4500F-C, SM4500Cl-B, SM4500CN-C,E, EPA 180.1, SM2320B, SM 2540C, SM4500H-B, SM4500SO4-E.
EPA 537.1; EPA 524.2: THMs and VOCs; **EPA 504.1:** EDB, DBCP.
Microbiology: SM9223-P/A: TC/EC; SM9223B-Colilert-enumeration: TC/EC; HPC-Simplate.

Non-Potable Water
SM4500H-B, SM2510B, SM2540C, SM2320B, SM4500Cl-B, SM4500NH3-B, C, EPA 350.1, NECi: NO3, **SM4500NH3-B, C: TKN, SM4500P-E: Ortho Phosphate, SM4500P-B, E: Total Phosphorus, EPA 410.4, SM5210B, SM5310C, SM4500CN-C, E, SM2540D, SM4500Cl-G, SM4500SO4-E, EPA 1664, EPA 420.1, EPA 300.0:** Cl, SO4, NO3.
EPA 624.1: Volatile Halocarbons, Volatile Aromatics.
EPA 608.3: Chlordane, Toxaphene, Aldrin, Alpha-BHC, Beta-BHC, Gamma-BHC, Delta-BHC, Dieldrin, DDD, DDE, DDT, Endosulfan I, Endosulfan II, Endosulfan Sulfate, Endrin, Endrin Aldehyde, Heptachlor, Heptachlor Epoxide, PCBs.
EPA 625.1: SVOC-Acid Extractables and Base/Neutrals
Microbiology: SM9223B-Colilert: E. coli (Ambient and Wastewater), **SM9223B-Colilert-18:** Fecal Coliform (Wastewater).

Certification IDs:

PAS-WES2 Westborough Facility – 8 Walkup Dr. Westborough, MA 01581
CT PH-0826, IL 200077, IN C-MA-03, KY KY98045, ME MA00086, MD 348, MA M-MA086, NH 2064, NJ MA935, NY 11148, NC (NPW/SCM) 666, OR MA-1316, PA 68-03671, RI LAO00065, TX T104704476, VT VT-0935, VA 460195.

PAS-MANS Mansfield Facility – 320 Forbes Blvd. Mansfield, MA 02048
ANAB/DoD L2474, CA 3117, CO MA00030, CT PH-0825, IL 200081, IN C-MA-04, KY KY98046, LA 85084, ME MA00030, MD 350, MA M-MA00030, MI 9110, MN 025-999-495, NV MA00030, NH 2062, NJ MA015, NY 11627, NC (NPW/SCM) 685, OR MA-0262, PA 68-02089, RI LAO00299, TX T-104704419, UT MA00030, VT VT-0015, VA 460194, WA C954.

PAS-MAN1 Mansfield Air Lab Facility – 120 Forbes Blvd. Mansfield, MA 02048
ANAB/DoD L2474, LA 245052, ME MA01156, MN 025-999-498, NH 2249, NJ MA025, NY 12191, OR 4203, TX T104704583, VA 460311, WA C1104.

PAS-ELON East Longmeadow Facility – 39 Spruce St. East Longmeadow, MA 01028
CT PH-0821, ME MA00100, MI 9100, NC (DENR) 652, NC (DW) 25703, MA M-MA100, NH (Secondary) 2516, NH (Primary) 2557, NJ MA007, NY 10899, PA 68-05812, RI LAO00373, VA 460217, VT-255716, WV DEP 419, WV-DW 9979C, LA 05130, LA-DW LA042, MD-DW 373, OH 87781.

For a complete listing of analytes and methods, please contact your Project Manager.

CHAIN OF CUSTODY

PAGE 1 OF 1

Date Rec'd in Lab: 07/14/26

Pace Job #: L2644161

Pace
WESTBORO, MA TEL: 508-898-9220 FAX: 508-898-9193
MANSFIELD, MA TEL: 508-822-9300 FAX: 508-822-3288

Client Information

Client: Sunoco Pipeline(SPLP)
Address: 100 Green St
Marcus Hook, PA
Phone: 610-859-6297
Fax:
Email: bradford.fish@energytransfer.com
☐ These samples have been previously analyzed by Pace

Project Information

Project Name: E-25060-RL-2530065
Project Location: Washington Crossing, PA
Project #: 058161
Project Manager: Mark Schaeffer
Pace Quote #:

Turn-Around Time

☐ Standard ☒ RUSH (pre-schedule if you approve)
Date Due: 5-day TAT Time:

Report Information - Data Deliverables

☐ FAX ☒ EMAIL
☐ ADEx ☐ Add'l Deliverables

Billing Information

☐ Same as Client Info PO #:

Regulatory Requirements/Report Limits

State /Fed Program | Criteria

Other Project Specific Requirements/Comments/Detection Limits:
Data Package: Level IV including CTEH & Environemental Standards EDDs; Bill to SPLP; VOC8260 list – benzene, toluene, ethylbenzene, total xylenes, methyl tert-butyl ether (MTBE), naphthalene, isopropylbenzene, 1,3,5-trimethylbenzene, 1,2,4-trimethylbenzene, 1,2-dichloroethane (EDC)

Pace Lab ID (Lab Use Only)	Sample ID	Collection Date	Collection Time	Sample Matrix	Sampler's Initials	VOCs- USEPA 8260C	EDB- USEPA 8011	Lead(dissolved)- USEPA 6020B	Sample Specific Comments	Total # Bottles
44161-01	UMPA20260713TB	7/13/26	—	W	—	X	X		TRIP BLANK	2

SAMPLE HANDLING
Filtration ☒ Done ☐ Not needed ☐ Lab to do
Preservation ☐ Lab to do (Please specify below)

Container Type	V	V	P
Preservative	B	H	C

Please print clearly, legibly and completely. Samples can not be logged in and turnaround time clock will not start until any ambiguities are resolved. All samples submitted are subject to Pace's Terms and Conditions. See reverse side.

Relinquished By	Date/Time	Received By	Date/Time
[illegible]	7/13/26 1630	[illegible]	7/13/26 1630
[illegible]	7.14.26 14:02	[illegible]	07/14/26 14:02
P. Pep Pace	07/14/26	[illegible]	7/14 2200

FORM NO. 01-01 (rev. 25-FEB-25)

Sample Delivery Group Summary

Pace Job Number : L2644161

Received : 14-JUL-2026
Reviewer : Brendan Grady

Account Name : Stantec, Inc.
Project Number : 058161
Project Name : E-25060-RL-2530065

Delivery Information

Samples Delivered By : Pace Courier

Chain of Custody : Present

Cooler Information

Cooler	Seal/Seal#	Preservation	Temperature(°C)	Additional Information
A	Absent/	Ice	4.1	

Condition Information

1) All samples on COC received?	**YES**
2) Extra samples received?	**NO**
3) Are there any sample container discrepancies?	**NO**
4) Are there any discrepancies between COC & sample labels?	**NO**
5) Are samples in appropriate containers for requested analysis?	**YES**
6) Are samples properly preserved for requested analysis?	**YES**
7) Are samples within holding time for requested analysis?	**YES**
8) All sampling equipment returned?	**NA**

Volatile Organics/VPH

1) Reagent Water Vials Frozen by Client?	**NO**

ANALYTICAL REPORT

Lab Number:	L2649867
Client:	Stantec, Inc. 1060 Andrew Drive Suite 140 West Chester, PA 19380
ATTN:	Mark Schaeffer
Phone:	(610) 407-7943
Project Name:	E-25060-RL-2530065
Project Number:	058161
Report Date:	08/10/26

The original project report/data package is held by Pace Analytical Services. This report/data package is paginated and should be reproduced only in its entirety. Pace Analytical Services holds no responsibility for results and/or data that are not consistent with the original.

Eight Walkup Drive, Westborough, MA 01581-1019
508-898-9220 (Fax) 508-898-9193 800-624-9220 - www.alphalab.com

Project Name: E-25060-RL-2530065
Project Number: 058161

Lab Number: L2649867
Report Date: 08/10/26

Lab Sample ID	Client ID	Matrix	Sample Location	Collection Date/Time	Receive Date
L2649867-01	UMPA20260803MW14D	WATER	WASHINGTON CROSSING, PA	08/03/26 14:10	08/04/26

Project Name:	E-25060-RL-2530065	**Lab Number:**	L2649867
Project Number:	058161	**Report Date:**	08/10/26

Case Narrative

The samples were received in accordance with the Chain of Custody and no significant deviations were encountered during the preparation or analysis unless otherwise noted. Sample Receipt, Container Information, and the Chain of Custody are located at the back of the report.

Results contained within this report relate only to the samples submitted under this Pace Lab Number and meet NELAP requirements for all NELAP accredited parameters unless otherwise noted in the following narrative. The data presented in this report is organized by parameter (i.e. VOC, SVOC, etc.). Sample specific Quality Control data (i.e. Surrogate Spike Recovery) is reported at the end of the target analyte list for each individual sample, followed by the Laboratory Batch Quality Control at the end of each parameter. Tentatively Identified Compounds (TICs), if requested, are reported for compounds identified to be present and are not part of the method/program Target Compound List, even if only a subset of the TCL are being reported. If a sample was re-analyzed or re-extracted due to a required quality control corrective action and if both sets of data are reported, the Laboratory ID of the re-analysis or re-extraction is designated with an "R" or "RE", respectively.

When multiple Batch Quality Control elements are reported (e.g. more than one LCS), the associated samples for each element are noted in the grey shaded header line of each data table. Any Laboratory Batch, Sample Specific % recovery or RPD value that is outside the listed Acceptance Criteria is bolded in the report. In reference to questions H (CAM) or 4 (RCP) when "NO" is checked, the performance criteria for CAM and RCP methods allow for some quality control failures to occur and still be within method compliance. In these instances, the specific failure is not narrated but noted in the associated QC Outlier Summary Report, located directly after the Case Narrative. QC information is also incorporated in the Data Usability Assessment table (Format 11) of our Data Merger tool, where it can be reviewed in conjunction with the sample result, associated regulatory criteria and any associated data usability implications.

Soil/sediments and solids are reported on a dry weight basis unless otherwise noted. Tissues are reported "as received" or on a wet weight basis, unless otherwise noted. Definitions of all data qualifiers and acronyms used in this report are provided in the Glossary located at the back of the report.

HOLD POLICY - For samples submitted on hold, Pace's policy is to hold samples (with the exception of Air canisters) free of charge for 21 calendar days from the date the project is completed. After 21 calendar days, we will dispose of all samples submitted including those put on hold unless you have contacted your Pace Project Manager and made arrangements for Pace to continue to hold the samples. Air canisters will be disposed after 3 business days from the date the project is completed.

Please contact Project Management at 800-624-9220 with any questions.

Project Name: E-25060-RL-2530065 **Lab Number:** L2649867
Project Number: 058161 **Report Date:** 08/10/26

Case Narrative (continued)

Report Submission

All non-detect (ND) or estimated concentrations (J-qualified) have been quantitated to the limit noted in the MDL column.

Sample Receipt

L2649867-01C and -01D: The containers for 8260 were received broken; however, there was adequate sample remaining to perform the requested analysis.

L2649867-01E: A container for 8011 was received broken; however, there was adequate sample remaining to perform the requested analysis.

I, the undersigned, attest under the pains and penalties of perjury that, to the best of my knowledge and belief and based upon my personal inquiry of those responsible for providing the information contained in this analytical report, such information is accurate and complete. This certificate of analysis is not complete unless this page accompanies any and all pages of this report.

Authorized Signature: Kylie Morse

Title: Technical Director/Representative Date: 08/10/26

QC OUTLIER SUMMARY REPORT

Project Name: E-25060-RL-2530065

Project Number: 058161

Lab Number: L2649867

Report Date: 08/10/26

Method	Client ID (Native ID)	Lab ID	Parameter	QC Type	Recovery/RPD (%)	QC Limits (%)	Associated Samples	Data Quality Assessment

There are no QC Outliers associated with this report.

ORGANICS

VOLATILES

Project Name: E-25060-RL-2530065 **Lab Number:** L2649867

Project Number: 058161 **Report Date:** 08/10/26

SAMPLE RESULTS

Lab ID: L2649867-01
Client ID: UMPA20260803MW14D
Sample Location: WASHINGTON CROSSING, PA

Date Collected: 08/03/26 14:10
Date Received: 08/04/26
Field Prep: Refer to COC

Sample Depth:
Matrix: Water
Analytical Method: 1,8011
Analytical Date: 08/06/26 11:08
Analyst: HNY

Extraction Method: EPA 8011
Extraction Date: 08/06/26 08:35

Parameter	Result	Qualifier	Units	RL	MDL	Dilution Factor	Column
Microextractables by GC - Westborough Lab							
1,2-Dibromoethane	ND		ug/l	0.010	0.005	1	A

Project Name: E-25060-RL-2530065 **Lab Number:** L2649867

Project Number: 058161 **Report Date:** 08/10/26

SAMPLE RESULTS

Lab ID: L2649867-01 Date Collected: 08/03/26 14:10

Client ID: UMPA20260803MW14D Date Received: 08/04/26

Sample Location: WASHINGTON CROSSING, PA Field Prep: Refer to COC

Sample Depth:

Matrix: Water

Analytical Method: 1,8260D

Analytical Date: 08/06/26 15:42

Analyst: MJV

Parameter	Result	Qualifier	Units	RL	MDL	Dilution Factor
Volatile Organics by GC/MS - Westborough Lab						
Methyl tert butyl ether	ND		ug/l	1.0	0.17	1
Benzene	ND		ug/l	0.50	0.16	1
1,2-Dichloroethane	ND		ug/l	0.50	0.13	1
Toluene	ND		ug/l	0.75	0.20	1
Ethylbenzene	ND		ug/l	0.50	0.17	1
p/m-Xylene	ND		ug/l	1.0	0.33	1
o-Xylene	ND		ug/l	1.0	0.39	1
Xylenes, Total	ND		ug/l	1.0	0.33	1
Isopropylbenzene	ND		ug/l	0.50	0.19	1
1,3,5-Trimethylbenzene	ND		ug/l	2.5	0.22	1
1,2,4-Trimethylbenzene	ND		ug/l	2.5	0.19	1
Naphthalene	ND		ug/l	1.0	0.22	1

Surrogate	% Recovery	Qualifier	Acceptance Criteria
1,2-Dichloroethane-d4	118		70-130
Toluene-d8	97		70-130
4-Bromofluorobenzene	120		70-130
Dibromofluoromethane	104		70-130

Project Name: E-25060-RL-2530065
Project Number: 058161

Lab Number: L2649867
Report Date: 08/10/26

Method Blank Analysis
Batch Quality Control

Analytical Method: 1,8011
Analytical Date: 08/06/26 10:11
Analyst: HNY

Extraction Method: EPA 8011
Extraction Date: 08/06/26 08:35

Parameter	Result	Qualifier	Units	RL	MDL	
Microextractables by GC - Westborough Lab for sample(s): 01 Batch: WG2251792-1						
1,2-Dibromoethane	ND		ug/l	0.010	0.005	A

Project Name: E-25060-RL-2530065 **Lab Number:** L2649867

Project Number: 058161 **Report Date:** 08/10/26

Method Blank Analysis
Batch Quality Control

Analytical Method: 1,8260D
Analytical Date: 08/06/26 08:56
Analyst: PID

Parameter	Result	Qualifier	Units	RL	MDL
Volatile Organics by GC/MS - Westborough Lab for sample(s): 01 Batch: WG2252210-5					
Methyl tert butyl ether	ND		ug/l	1.0	0.17
Benzene	ND		ug/l	0.50	0.16
1,2-Dichloroethane	ND		ug/l	0.50	0.13
Toluene	ND		ug/l	0.75	0.20
Ethylbenzene	ND		ug/l	0.50	0.17
p/m-Xylene	ND		ug/l	1.0	0.33
o-Xylene	ND		ug/l	1.0	0.39
Xylenes, Total	ND		ug/l	1.0	0.33
Isopropylbenzene	ND		ug/l	0.50	0.19
1,3,5-Trimethylbenzene	ND		ug/l	2.5	0.22
1,2,4-Trimethylbenzene	ND		ug/l	2.5	0.19
Naphthalene	ND		ug/l	1.0	0.22

Surrogate	%Recovery	Qualifier	Acceptance Criteria
1,2-Dichloroethane-d4	116		70-130
Toluene-d8	100		70-130
4-Bromofluorobenzene	116		70-130
Dibromofluoromethane	105		70-130

Lab Control Sample Analysis
Batch Quality Control

Project Name: E-25060-RL-2530065
Project Number: 058161
Lab Number: L2649867
Report Date: 08/10/26

Parameter	LCS %Recovery	Qual	LCSD %Recovery	Qual	%Recovery Limits	RPD	Qual	RPD Limits	Column
Microextractables by GC - Westborough Lab Associated sample(s): 01 Batch: WG2251792-2									
1,2-Dibromoethane	106		-		60-140	-			A

Lab Control Sample Analysis
Batch Quality Control

Project Name: E-25060-RL-2530065
Project Number: 058161
Lab Number: L2649867
Report Date: 08/10/26

Parameter	LCS %Recovery	Qual	LCSD %Recovery	Qual	%Recovery Limits	RPD	Qual	RPD Limits
Volatile Organics by GC/MS - Westborough Lab Associated sample(s): 01 Batch: WG2252210-3 WG2252210-4								
Methyl tert butyl ether	96		96		63-130	0		20
Benzene	110		100		70-130	10		20
1,2-Dichloroethane	120		110		70-130	9		20
Toluene	110		100		70-130	10		20
Ethylbenzene	110		100		70-130	10		20
p/m-Xylene	105		100		70-130	5		20
o-Xylene	100		95		70-130	5		20
Isopropylbenzene	120		110		70-130	9		20
1,3,5-Trimethylbenzene	120		110		64-130	9		20
1,2,4-Trimethylbenzene	120		110		70-130	9		20
Naphthalene	93		96		70-130	3		20

Surrogate	LCS %Recovery	Qual	LCSD %Recovery	Qual	Acceptance Criteria
1,2-Dichloroethane-d4	117		117		70-130
Toluene-d8	101		102		70-130
4-Bromofluorobenzene	115		113		70-130
Dibromofluoromethane	105		102		70-130

METALS

Project Name: E-25060-RL-2530065 **Lab Number:** L2649867

Project Number: 058161 **Report Date:** 08/10/26

SAMPLE RESULTS

Lab ID: L2649867-01 Date Collected: 08/03/26 14:10

Client ID: UMPA20260803MW14D Date Received: 08/04/26

Sample Location: WASHINGTON CROSSING, PA Field Prep: Refer to COC

Sample Depth:

Matrix: Water

Parameter	Result	Qualifier	Units	RL	MDL	Dilution Factor	Date Prepared	Date Analyzed	Prep Method	Analytical Method	Analyst
Dissolved Metals - Mansfield Lab											
Lead, Dissolved	ND		ug/l	1.000	0.3430	1	08/06/26 18:36	08/07/26 13:51	EPA 3005A	1,6020B	CEY

Project Name: E-25060-RL-2530065 **Lab Number:** L2649867

Project Number: 058161 **Report Date:** 08/10/26

Method Blank Analysis
Batch Quality Control

Parameter	Result	Qualifier	Units	RL	MDL	Dilution Factor	Date Prepared	Date Analyzed	Analytical Method	Analyst
Dissolved Metals - Mansfield Lab for sample(s): 01 Batch: WG2252044-1										
Lead, Dissolved	ND		ug/l	1.000	0.3430	1	08/06/26 18:36	08/07/26 13:14	1,6020B	CEY

Prep Information

Digestion Method: EPA 3005A

Lab Control Sample Analysis
Batch Quality Control

Project Name: E-25060-RL-2530065
Project Number: 058161
Lab Number: L2649867
Report Date: 08/10/26

Parameter	LCS %Recovery	Qual	LCSD %Recovery	Qual	%Recovery Limits	RPD	Qual	RPD Limits
Dissolved Metals - Mansfield Lab Associated sample(s): 01 Batch: WG2252044-2								
Lead, Dissolved	103		-		80-120	-		

Matrix Spike Analysis
Batch Quality Control

Project Name: E-25060-RL-2530065
Project Number: 058161

Lab Number: L2649867
Report Date: 08/10/26

Parameter	Native Sample	MS Added	MS Found	MS %Recovery	Qual	MSD Found	MSD %Recovery	Qual	Recovery Limits	RPD	Qual	RPD Limits
Dissolved Metals - Mansfield Lab Associated sample(s): 01 QC Batch ID: WG2252044-3 WG2252044-4 QC Sample: L2647683-04 Client ID: MS Sample												
Lead, Dissolved	146.8	530	708.2	106		704.6	105		75-125	1		20

Project Name: E-25060-RL-2530065
Project Number: 058161

Lab Number: L2649867
Report Date: 08/10/26

Sample Receipt and Container Information

Were project specific reporting limits specified? YES

Cooler Information

Cooler	Custody Seal
A	Absent
B	Absent

Container Information

Container ID	Container Type	Cooler	Initial pH	Final pH	Temp deg C	Pres	Seal	Frozen Date/Time	Analysis(*)
L2649867-01A	Vial HCl preserved	NA	NA			Y	Absent		PA-8260(14)
L2649867-01B	Vial Na2S2O3 preserved	NA	NA			Y	Absent		8011(14)
L2649867-01C	Vial HCl preserved	NA	NA			Y	Absent		ARCHIVE()
L2649867-01D	Vial HCl preserved	NA	NA			Y	Absent		ARCHIVE()
L2649867-01E	Vial Na2S2O3 preserved	NA	NA			Y	Absent		ARCHIVE()
L2649867-01F	Plastic 250ml HNO3 preserved	NA	NA			Y	Absent		PB-6020S-PPB(180)

*Values in parentheses indicate holding time in days

Project Name: E-25060-RL-2530065 **Lab Number:** L2649867

Project Number: 058161 **Report Date:** 08/10/26

GLOSSARY

Acronyms

DL	- Detection Limit: This value represents the level to which target analyte concentrations are reported as estimated values, when those target analyte concentrations are quantified below the limit of quantitation (LOQ). The DL includes any adjustments from dilutions, concentrations or moisture content, where applicable. (DoD report formats only.)
EDL	- Estimated Detection Limit: This value represents the level to which target analyte concentrations are reported as estimated values, when those target analyte concentrations are quantified below the reporting limit (RL). The EDL includes any adjustments from dilutions, concentrations or moisture content, where applicable. The use of EDLs is specific to the analysis of PAHs using Solid-Phase Microextraction (SPME).
EMPC	- Estimated Maximum Possible Concentration: The concentration that results from the signal present at the retention time of an analyte when the ions meet all of the identification criteria except the ion abundance ratio criteria. An EMPC is a worst-case estimate of the concentration.
EPA	- Environmental Protection Agency.
LCS	- Laboratory Control Sample: A sample matrix, free from the analytes of interest, spiked with verified known amounts of analytes or a material containing known and verified amounts of analytes.
LCSD	- Laboratory Control Sample Duplicate: Refer to LCS.
LFB	- Laboratory Fortified Blank: A sample matrix, free from the analytes of interest, spiked with verified known amounts of analytes or a material containing known and verified amounts of analytes.
LOD	- Limit of Detection: This value represents the level to which a target analyte can reliably be detected for a specific analyte in a specific matrix by a specific method. The LOD includes any adjustments from dilutions, concentrations or moisture content, where applicable. (DoD report formats only.)
LOQ	- Limit of Quantitation: The value at which an instrument can accurately measure an analyte at a specific concentration. The LOQ includes any adjustments from dilutions, concentrations or moisture content, where applicable. (DoD report formats only.) Limit of Quantitation: The value at which an instrument can accurately measure an analyte at a specific concentration. The LOQ includes any adjustments from dilutions, concentrations or moisture content, where applicable. (DoD report formats only.)
MDL	- Method Detection Limit: This value represents the level to which target analyte concentrations are reported as estimated values, when those target analyte concentrations are quantified below the reporting limit (RL). The MDL includes any adjustments from dilutions, concentrations or moisture content, where applicable.
MS	- Matrix Spike Sample: A sample prepared by adding a known mass of target analyte to a specified amount of matrix sample for which an independent estimate of target analyte concentration is available. For Method 332.0, the spike recovery is calculated using the native concentration, including estimated values.
MSD	- Matrix Spike Sample Duplicate: Refer to MS.
NA	- Not Applicable.
NC	- Not Calculated: Term is utilized when one or more of the results utilized in the calculation are non-detect at the parameter's reporting unit.
NDPA/DPA	- N-Nitrosodiphenylamine/Diphenylamine.
NI	- Not Ignitable.
NP	- Non-Plastic: Term is utilized for the analysis of Atterberg Limits in soil.
NR	- No Results: Term is utilized when 'No Target Compounds Requested' is reported for the analysis of Volatile or Semivolatile Organic TIC only requests.
RL	- Reporting Limit: The value at which an instrument can accurately measure an analyte at a specific concentration. The RL includes any adjustments from dilutions, concentrations or moisture content, where applicable.
RPD	- Relative Percent Difference: The results from matrix and/or matrix spike duplicates are primarily designed to assess the precision of analytical results in a given matrix and are expressed as relative percent difference (RPD). Values which are less than five times the reporting limit for any individual parameter are evaluated by utilizing the absolute difference between the values; although the RPD value will be provided in the report.
SRM	- Standard Reference Material: A reference sample of a known or certified value that is of the same or similar matrix as the associated field samples.
STLP	- Semi-dynamic Tank Leaching Procedure per EPA Method 1315.
TEF	- Toxic Equivalency Factors: The values assigned to each dioxin and furan to evaluate their toxicity relative to 2,3,7,8-TCDD.
TEQ	- Toxic Equivalent: The measure of a sample's toxicity derived by multiplying each dioxin and furan by its corresponding TEF and then summing the resulting values.
TIC	- Tentatively Identified Compound: A compound that has been identified to be present and is not part of the target compound list (TCL) for the method and/or program. All TICs are qualitatively identified and reported as estimated concentrations.

Report Format: DU Report with 'J' Qualifiers

Project Name:	E-25060-RL-2530065	**Lab Number:**	L2649867
Project Number:	058161	**Report Date:**	08/10/26

Footnotes

1 - The reference for this analyte should be considered modified since this analyte is absent from the target analyte list of the original method.

Terms

Analytical Method: Both the document from which the method originates and the analytical reference method. (Example: EPA 8260B is shown as 1,8260B.) The codes for the reference method documents are provided in the References section of the Addendum.

Chlordane: The target compound Chlordane (CAS No. 57-74-9) is reported for GC ECD analyses. Per EPA,this compound "refers to a mixture of chlordane isomers, other chlorinated hydrocarbons and numerous other components." (Reference: USEPA Toxicological Review of Chlordane, In Support of Summary Information on the Integrated Risk Information System (IRIS), December 1997.)

Difference: With respect to Total Oxidizable Precursor (TOP) Assay analysis, the difference is defined as the Post-Treatment value minus the Pre-Treatment value.

Final pH: As it pertains to Sample Receipt & Container Information section of the report, Final pH reflects pH of container determined after adjustment at the laboratory, if applicable. If no adjustment required, value reflects Initial pH.

Frozen Date/Time: With respect to Volatile Organics in soil, Frozen Date/Time reflects the date/time at which associated Reagent Water-preserved vials were initially frozen. Note: If frozen date/time is beyond 48 hours from sample collection, value will be reflected in 'bold'.

Gasoline Range Organics (GRO): Gasoline Range Organics (GRO) results include all chromatographic peaks eluting from Methyl tert butyl ether through Naphthalene, with the exception of GRO analysis in support of State of Ohio programs, which includes all chromatographic peaks eluting from Hexane through Dodecane.

Initial pH: As it pertains to Sample Receipt & Container Information section of the report, Initial pH reflects pH of container determined upon receipt, if applicable.

PAH Total: With respect to Alkylated PAH analyses, the 'PAHs, Total' result is defined as the summation of results for all or a subset of the following compounds: Naphthalene, C1-C4 Naphthalenes, 2-Methylnaphthalene, 1-Methylnaphthalene, Biphenyl, Acenaphthylene, Acenaphthene, Fluorene, C1-C3 Fluorenes, Phenanthrene, C1-C4 Phenanthrenes/Anthracenes, Anthracene, Fluoranthene, Pyrene, C1-C4 Fluoranthenes/Pyrenes, Benz(a)anthracene, Chrysene, C1-C4 Chrysenes, Benzo(b)fluoranthene, Benzo(j)+(k)fluoranthene, Benzo(e)pyrene, Benzo(a)pyrene, Perylene, Indeno(1,2,3-cd)pyrene, Dibenz(ah)+(ac)anthracene, Benzo(g,h,i)perylene. If a 'Total' result is requested, the results of its individual components will also be reported.

PFAS Total: With respect to PFAS analyses, the 'PFAS, Total (5)' result is defined as the summation of results for: PFHpA, PFHxS, PFOA, PFNA and PFOS. In addition, the 'PFAS, Total (6)' result is defined as the summation of results for: PFHpA, PFHxS, PFOA, PFNA, PFDA and PFOS. For MassDEP DW compliance analysis only, the 'PFAS, Total (6)' result is defined as the summation of results at or above the RL. Note: If a 'Total' result is requested, the results of its individual components will also be reported.

Total: With respect to Organic analyses, a 'Total' result is defined as the summation of results for individual isomers or Aroclors. If a 'Total' result is requested, the results of its individual components will also be reported. This is applicable to 'Total' results for methods 8260, 8081 and 8082.

Data Qualifiers

A - Spectra identified as "Aldol Condensates" are byproducts of the extraction/concentration procedures when acetone is introduced in the process.

B - The analyte was detected above the reporting limit in the associated method blank. Flag only applies to associated field samples that have detectable concentrations of the analyte at less than ten times (10x) the concentration found in the blank. For MCP-related projects, flag only applies to associated field samples that have detectable concentrations of the analyte at less than ten times (10x) the concentration found in the blank. For DOD-related projects, flag only applies to associated field samples that have detectable concentrations of the analyte at less than ten times (10x) the concentration found in the blank AND the analyte was detected above one-half the reporting limit (or above the reporting limit for common lab contaminants) in the associated method blank. For NJ-Air-related projects, flag only applies to associated field samples that have detectable concentrations of the analyte above the reporting limit. For NJ-related projects (excluding Air), flag only applies to associated field samples that have detectable concentrations of the analyte, which was detected above the reporting limit in the associated method blank or above five times the reporting limit for common lab contaminants (Phthalates, Acetone, Methylene Chloride, 2-Butanone).

C - Co-elution: The target analyte co-elutes with a known lab standard (i.e. surrogate, internal standards, etc.) for co-extracted analyses.

D - Concentration of analyte was quantified from diluted analysis. Flag only applies to field samples that have detectable concentrations of the analyte.

E - Concentration of analyte exceeds the range of the calibration curve and/or linear range of the instrument.

F - The ratio of quantifier ion response to qualifier ion response falls outside of the laboratory criteria. Results are considered to be an estimated maximum concentration.

G - The concentration may be biased high due to matrix interferences (i.e, co-elution) with non-target compound(s). The result should be considered estimated.

H - The analysis of pH was performed beyond the regulatory-required holding time of 15 minutes from the time of sample collection.

I - The lower value for the two columns has been reported due to obvious interference.

J - Estimated value. The Target analyte concentration is below the quantitation limit (RL), but above the Method Detection Limit (MDL) or Estimated Detection Limit (EDL) for SPME-related analyses. This represents an estimated concentration for Tentatively Identified Compounds (TICs). For calculated parameters, this represents that one or more values used in the calculation were

Project Name:	E-25060-RL-2530065	**Lab Number:**	L2649867
Project Number:	058161	**Report Date:**	08/10/26

Data Qualifiers

estimated.

M - Reporting Limit (RL) exceeds the MCP CAM Reporting Limit for this analyte.

ND - Not detected at the method detection limit (MDL) for the sample, or estimated detection limit (EDL) for SPME-related analyses.

NJ - Presumptive evidence of compound. This represents an estimated concentration for Tentatively Identified Compounds (TICs), where the identification is based on a mass spectral library search.

P - The RPD between the results for the two columns exceeds the method-specified criteria.

Q - The quality control sample exceeds the associated acceptance criteria. For DOD-related projects, LCS and/or Continuing Calibration Standard exceedences are also qualified on all associated sample results. Note: This flag is not applicable for matrix spike recoveries when the sample concentration is greater than 4x the spike added or for batch duplicate RPD when the sample concentrations are less than 5x the RL. (Metals only.)

R - Analytical results are from sample re-analysis.

RE - Analytical results are from sample re-extraction.

S - Analytical results are from modified screening analysis.

V - The surrogate associated with this target analyte has a recovery outside the QC acceptance limits. (Applicable to MassDEP DW Compliance samples only.)

Z - The batch matrix spike and/or duplicate associated with this target analyte has a recovery/RPD outside the QC acceptance limits. (Applicable to MassDEP DW Compliance samples only.)

Project Name: E-25060-RL-2530065 **Lab Number:** L2649867

Project Number: 058161 **Report Date:** 08/10/26

REFERENCES

1 Test Methods for Evaluating Solid Waste: Physical/Chemical Methods. EPA SW-846. Third Edition. Updates I - VI, 2018.

LIMITATION OF LIABILITIES

Pace Analytical Services performs services with reasonable care and diligence normal to the analytical testing laboratory industry. In the event of an error, the sole and exclusive responsibility of Pace Analytical Services shall be to re-perform the work at it's own expense. In no event shall Pace Analytical Services be held liable for any incidental, consequential or special damages, including but not limited to, damages in any way connected with the use of, interpretation of, information or analysis provided by Pace Analytical Services.

We strongly urge our clients to comply with EPA protocol regarding sample volume, preservation, cooling, containers, sampling procedures, holding time and splitting of samples in the field.

ENV-FORM-WES2-0065 v03 Certificate/Approval Program Summary

Certification Information

The following analytes are not included in our Primary NELAP Scope of Accreditation:

PAS-WES2 Westborough Facility – 8 Walkup Dr. Westborough, MA 01581
EPA 8260D: NPW: 1,2,4,5-Tetramethylbenzene; 4-Ethyltoluene; SCM: Iodomethane (methyl iodide), 1,2,4,5-Tetramethylbenzene; 4-Ethyltoluene.
EPA 8270E: NPW: Dimethylnaphthalene,1,4-Diphenylhydrazine, alpha-Terpineol, Azobenzene; SCM: Dimethylnaphthalene,1,4-Diphenylhydrazine.
SM4500: NPW: Amenable Cyanide; SCM: Total Phosphorus, TKN, NO2, NO3.

PAS-MANS Mansfield Facility – 320 Forbes Blvd. Mansfield, MA 02048
SM 2540D: TSS.
Biological Tissue Matrix: EPA 3050B

PAS-MAN1 Mansfield Facility – 120 Forbes Blvd. Mansfield, MA 02048
EPA TO-15: Halothane, 2,4,4-Trimethyl-2-pentene, 2,4,4-Trimethyl-1-pentene, Thiophene, 2-Methylthiophene, 3-Methylthiophene, 2-Ethylthiophene, 1,2,3-Trimethylbenzene, Indan, Indene, 1,2,4,5-Tetramethylbenzene, Benzothiophene, 1-Methylnaphthalene.
MADEP-APH.

PAS-ELON East Longmeadow Facility – 39 Spruce Street East Longmeadow, MA 01028
EPA 524.2: 1,3,5-Trichlorobenzene, m/p-Xylene, o-xylene.
EPA 625.1: 1,2-Dichlorobenzene, 1,3-Dichlorobenzene, 1,4-Dichlorobenzene, N-Nitrosodiphenylamine**.**
EPA 8081B NPW and SCM: Alachlor, Endrin Ketone, Hexachlorobenzene.
EPA 8260D NPW: Tetrahydrofuran, 1,3,5-Trichlorobenzene; **SCM:** TAME, TBEE, Diethyl ether, DIPE, Tetrahydrofuran. 1,3,5-Trichlorobenzene, Freon-113**.**
EPA 8270E: NPW: Carbazole, 1-Methylnaphthalene, Pentachloronitrobenzene; **SCM:** Carbazole, 1-Methylnaphthalene**.**
EPA TO-13: Air: Benzo(e)pyrene, 1-Methylnaphthalene, 2-Methylnaphthalene, Perylene.
EPA TO-4A Pesticide Air: delta-BHC, Endosulfan I, Endosulfan II, Endosulfan Sulfate, Endrin, Endrin Aldehyde, Endrin Ketone, Hexachlorobenzene, Methoxychlor.
SM4500: NPW: Amenable Cyanide; **SCM:** Total Phosphorus, TKN, NH3, NECi: NO2, NO3, ASTMD516**.**

The following test method is not included in our New Jersey Secondary NELAP Scope of Accreditation:

PAS-MANS Mansfield Facility – 320 Forbes Blvd. Mansfield, MA 02048
Determination of Selected Perfluorinated Alkyl Substances by Solid Phase Extraction and Liquid Chromatography/Tandem Mass Spectrometry Isotope Dilution (via Alpha SOP 23528)

The following analytes are included in our Massachusetts DEP Scope of Accreditation:

PAS-WES2 Westborough Facility – 8 Walkup Dr. Westborough, MA 01581

Drinking Water
EPA 300.0: Chloride, Nitrate-N, Fluoride, Sulfate; **EPA 353.2**: Nitrate-N, Nitrite-N; **SM4500NO3-F**: Nitrate-N, Nitrite-N; **SM4500F-C, SM4500CN-CE, EPA 180.1, SM2130B, SM4500Cl-D, SM2320B, SM2540C, SM4500H-B, SM4500NO2-B**
EPA 504.1: EDB, DBCP.
Microbiology: **SM9215B; SM9223-P/A, SM9223B-Colilert-QT,**.

Non-Potable Water
SM4500H,B, EPA 120.1, SM2510B, SM2540C, SM2320B, SM4500CL-E, SM4500F-BC, SM4500NH3-BH: Ammonia-N and Kjeldahl-N, **EPA 350.1**: Ammonia-N, **LACHAT 10-107-06-1-B**: Ammonia-N, **EPA 351.1, SM4500NO3-F, EPA 353.2**: Nitrate-N**, SM4500P-E, SM4500P-B, E, SM4500SO4-E, SM5220D, EPA 410.4, SM5210B, SM4500CL-G, EPA 1664, EPA 420.1, SM4500-CN-CE, SM2540D, EPA 300: Chloride, Sulfate, Nitrate.**
Microbiology: **SM9223B-Colilert-QT; Enterolert-QT.**

PAS-MANS Mansfield Facility – 320 Forbes Blvd. Mansfield, MA 02048

Drinking Water
EPA 200.7: Al, Ba, Cd, Cr, Cu, Fe, Mn, Ni, Na, Ag, Ca, Zn. **EPA 200.8:** Al, Sb, As, Ba, Be, Cd, Cr, Cu, Pb, Mn, Ni, Se, Ag, TL, Zn. **EPA 245.1** Hg.
EPA 522, EPA 537.1.

Non-Potable Water
EPA 200.7: Al, Sb, As, Be, Cd, Ca, Cr, Co, Cu, Fe, Pb, Mg, Mn, Mo, Ni, K, Se, Ag, Na, Sr, TL, Ti, V, Zn.
EPA 200.8: Al, Sb**,** As, Be, Cd, Ca, Cr, Cu, Fe, Pb, Mg, Mn, Ni, K, Se, Ag, Na, TL, Zn.
EPA 245.1: Hg. **EPA 245.7:** Hg.
SM2340B

ENV-FORM-WES2-0065 v03 Certificate/Approval Program Summary

PAS-ELON East Longmeadow Facility – 39 Spruce Street East Longmeadow, MA 01028

Drinking Water
EPA 300.0: NO3, NO2, Fl, Cl, SO4. **NECI Reductase**: NO3, NO2.
SM4500F-C, SM4500Cl-B, SM4500CN-C,E, EPA 180.1, SM2320B, SM 2540C, SM4500H-B, SM4500SO4-E.
EPA 537.1; EPA 524.2: THMs and VOCs; **EPA 504.1:** EDB, DBCP.
Microbiology: SM9223-P/A: TC/EC; SM9223B-Colilert-enumeration: TC/EC; HPC-Simplate.

Non-Potable Water
SM4500H-B, SM2510B, SM2540C, SM2320B, SM4500Cl-B, SM4500NH3-B, C, EPA 350.1, NECi: NO3, **SM4500NH3-B, C: TKN, SM4500P-E: Ortho Phosphate, SM4500P-B, E: Total Phosphorus, EPA 410.4, SM5210B, SM5310C, SM4500CN-C, E, SM2540D, SM4500Cl-G, SM4500SO4-E, EPA 1664, EPA 420.1, EPA 300.0:** Cl, SO4, NO3.
EPA 624.1: Volatile Halocarbons, Volatile Aromatics.
EPA 608.3: Chlordane, Toxaphene, Aldrin, Alpha-BHC, Beta-BHC, Gamma-BHC, Delta-BHC, Dieldrin, DDD, DDE, DDT, Endosulfan I, Endosulfan II, Endosulfan Sulfate, Endrin, Endrin Aldehyde, Heptachlor, Heptachlor Epoxide, PCBs.
EPA 625.1: SVOC-Acid Extractables and Base/Neutrals
Microbiology: SM9223B-Colilert: E. coli (Ambient and Wastewater), **SM9223B-Colilert-18:** Fecal Coliform (Wastewater).

Certification IDs:

PAS-WES2 Westborough Facility – 8 Walkup Dr. Westborough, MA 01581
CT PH-0826, IL 200077, IN C-MA-03, KY KY98045, ME MA00086, MD 348, MA M-MA086, NH 2064, NJ MA935, NY 11148, NC (NPW/SCM) 666, OR MA-1316, PA 68-03671, RI LAO00065, TX T104704476, VT VT-0935, VA 460195.

PAS-MANS Mansfield Facility – 320 Forbes Blvd. Mansfield, MA 02048
ANAB/DoD L2474, CA 3117, CO MA00030, CT PH-0825, IL 200081, IN C-MA-04, KY KY98046, LA 85084, ME MA00030, MD 350, MA M-MA00030, MI 9110, MN 025-999-495, NV MA00030, NH 2062, NJ MA015, NY 11627, NC (NPW/SCM) 685, OR MA-0262, PA 68-02089, RI LAO00299, TX T-104704419, UT MA00030, VT VT-0015, VA 460194, WA C954.

PAS-MAN1 Mansfield Air Lab Facility – 120 Forbes Blvd. Mansfield, MA 02048
ANAB/DoD L2474, LA 245052, ME MA01156, MN 025-999-498, NH 2249, NJ MA025, NY 12191, OR 4203, TX T104704583, VA 460311, WA C1104.

PAS-ELON East Longmeadow Facility – 39 Spruce St. East Longmeadow, MA 01028
CT PH-0821, ME MA00100, MI 9100, NC (DENR) 652, NC (DW) 25703, MA M-MA100, NH (Secondary) 2516, NH (Primary) 2557, NJ MA007, NY 10899, PA 68-05812, RI LAO00373, VA 460217, VT-255716, WV DEP 419, WV-DW 9979C, LA 05130, LA-DW LA042, MD-DW 373, OH 87781.

For a complete listing of analytes and methods, please contact your Project Manager.

Pace

CHAIN OF CUSTODY

PAGE 1 OF 1

Date Rec'd in Lab: 8/5/26

Pace Job #: L2649867

WESTBORO, MA TEL: 508-898-9220 FAX: 508-898-9193
MANSFIELD, MA TEL: 508-822-9300 FAX: 508-822-3288

Client Information

Client: Sunoco Pipeline(SPLP)
Address: 100 Green St
Marcus Hook, PA
Phone: 610-859-6297
Fax:
Email: bradford.fish@energytransfer.com
☐ These samples have been previously analyzed by Pace

Project Information

Project Name: E-25060-RL-2530065
Project Location: Washington Crossing, PA
Project #: 058161
Project Manager: Mark Schaeffer
Pace Quote #:

Turn-Around Time

☐ Standard ☒ RUSH (only confirmed if pre-approved)
Date Due: 5-day TAT Time:

Report Information - Data Deliverables

☐ FAX ☐ EMAIL
☐ ADEx ☐ Add'l Deliverables

Billing Information

☐ Same as Client info PO #:

Regulatory Requirements/Report Limits

State /Fed Program | Criteria

Other Project Specific Requirements/Comments/Detection Limits:
Data Package: Level IV including CTEH & Environemental Standards EDDs; Bill to SPLP; VOC8260 list – benzene, toluene, ethylbenzene, total xylenes, methyl tert-butyl ether (MTBE), naphthalene, isopropylbenzene, 1,3,5-trimethylbenzene, 1,2,4-trimethylbenzene, 1,2-dichloroethane (EDC)

SAMPLE HANDLING
Filtration ☒ Done ☐ Not needed ☐ Lab to do
Preservation ☐ Lab to do (Please specify below)

Pace Lab ID (Lab Use Only)	Sample ID	Collection Date	Collection Time	Sample Matrix	Sampler's Initials	VOCs- USEPA 8260C	EDB- USEPA 8011	Lead(dissolved)- USEPA 6020B	Sample Specific Comments	TOTAL # BOTTLES
49867-01	UMA20260803MW14D	8/03/26	1410	GW	MC	X	X	X	Known limited quantity. Spoke to M. Vatenza	3

Container Type	V	V	P
Preservative	B	H	C

Relinquished By:	Date/Time	Received By:	Date/Time
Anthony Green Pace Courier	8/4/26 1752	Stephen Pace	8/4/26 1752
Stephen Pace	8-4-26 2000	Anthony Green	8-4-26 2000
Anthony Green	8-4-26 2230		
AL 8-5 0200	AL 8-5 0330		

AUG 04 2026 2310
08/05/26-0330

Please print clearly, legibly and completely. Samples can not be logged in and turnaround time clock will not start until any ambiguities are resolved. All samples submitted are subject to Pace's Terms and Conditions. See reverse side.

FORM NO: 01-01 (rev. 25-FEB-25)

Sample Delivery Group Summary

Pace Job Number : L2649867

Received : 04-AUG-2026
Reviewer : Sara Salome

Account Name : Stantec, Inc.
Project Number : 058161
Project Name : E-25060-RL-2530065

Delivery Information

Samples Delivered By : Pace Courier

Chain of Custody : Present

Cooler Information

Cooler	Seal/Seal#	Preservation	Temperature(°C)	Additional Information
A	Absent/	Ice	3.9	
B	Absent/	Ice	3.6	

Condition Information

1) All samples on COC received? **YES**

2) Extra samples received? **NO**

3) Are there any sample container discrepancies? **YES**
L2649867-01C (ARCHIVE) was received in broken container.
L2649867-01D (ARCHIVE) was received in broken container.
L2649867-01E (ARCHIVE) was received in broken container.

4) Are there any discrepancies between COC & sample labels? **NO**

5) Are samples in appropriate containers for requested analysis? **YES**

6) Are samples properly preserved for requested analysis? **YES**

7) Are samples within holding time for requested analysis? **YES**

8) All sampling equipment returned? **NA**

Volatile Organics/VPH

1) Reagent Water Vials Frozen by Client? **NO**

ANALYTICAL REPORT

Lab Number:	L2649868
Client:	Stantec, Inc. 1060 Andrew Drive Suite 140 West Chester, PA 19380
ATTN:	Mark Schaeffer
Phone:	(610) 407-7943
Project Name:	E-25060-RL-2530065
Project Number:	058161
Report Date:	08/10/26

The original project report/data package is held by Pace Analytical Services. This report/data package is paginated and should be reproduced only in its entirety. Pace Analytical Services holds no responsibility for results and/or data that are not consistent with the original.

Eight Walkup Drive, Westborough, MA 01581-1019
508-898-9220 (Fax) 508-898-9193 800-624-9220 - www.alphalab.com

Project Name: E-25060-RL-2530065
Project Number: 058161

Lab Number: L2649868
Report Date: 08/10/26

Lab Sample ID	Client ID	Matrix	Sample Location	Collection Date/Time	Receive Date
L2649868-01	UMPA260804WELLA	WATER	WASHINGTON CROSSING, PA	08/04/26 09:35	08/04/26

Project Name:	E-25060-RL-2530065	**Lab Number:**	L2649868
Project Number:	058161	**Report Date:**	08/10/26

Case Narrative

The samples were received in accordance with the Chain of Custody and no significant deviations were encountered during the preparation or analysis unless otherwise noted. Sample Receipt, Container Information, and the Chain of Custody are located at the back of the report.

Results contained within this report relate only to the samples submitted under this Pace Lab Number and meet NELAP requirements for all NELAP accredited parameters unless otherwise noted in the following narrative. The data presented in this report is organized by parameter (i.e. VOC, SVOC, etc.). Sample specific Quality Control data (i.e. Surrogate Spike Recovery) is reported at the end of the target analyte list for each individual sample, followed by the Laboratory Batch Quality Control at the end of each parameter. Tentatively Identified Compounds (TICs), if requested, are reported for compounds identified to be present and are not part of the method/program Target Compound List, even if only a subset of the TCL are being reported. If a sample was re-analyzed or re-extracted due to a required quality control corrective action and if both sets of data are reported, the Laboratory ID of the re-analysis or re-extraction is designated with an "R" or "RE", respectively.

When multiple Batch Quality Control elements are reported (e.g. more than one LCS), the associated samples for each element are noted in the grey shaded header line of each data table. Any Laboratory Batch, Sample Specific % recovery or RPD value that is outside the listed Acceptance Criteria is bolded in the report. In reference to questions H (CAM) or 4 (RCP) when "NO" is checked, the performance criteria for CAM and RCP methods allow for some quality control failures to occur and still be within method compliance. In these instances, the specific failure is not narrated but noted in the associated QC Outlier Summary Report, located directly after the Case Narrative. QC information is also incorporated in the Data Usability Assessment table (Format 11) of our Data Merger tool, where it can be reviewed in conjunction with the sample result, associated regulatory criteria and any associated data usability implications.

Soil/sediments and solids are reported on a dry weight basis unless otherwise noted. Tissues are reported "as received" or on a wet weight basis, unless otherwise noted. Definitions of all data qualifiers and acronyms used in this report are provided in the Glossary located at the back of the report.

HOLD POLICY - For samples submitted on hold, Pace's policy is to hold samples (with the exception of Air canisters) free of charge for 21 calendar days from the date the project is completed. After 21 calendar days, we will dispose of all samples submitted including those put on hold unless you have contacted your Pace Project Manager and made arrangements for Pace to continue to hold the samples. Air canisters will be disposed after 3 business days from the date the project is completed.

Please contact Project Management at 800-624-9220 with any questions.

Project Name:	E-25060-RL-2530065	**Lab Number:**	L2649868
Project Number:	058161	**Report Date:**	08/10/26

Case Narrative (continued)

Report Submission

All non-detect (ND) or estimated concentrations (J-qualified) have been quantitated to the limit noted in the MDL column.

I, the undersigned, attest under the pains and penalties of perjury that, to the best of my knowledge and belief and based upon my personal inquiry of those responsible for providing the information contained in this analytical report, such information is accurate and complete. This certificate of analysis is not complete unless this page accompanies any and all pages of this report.

Authorized Signature: Kylie Morse

Title: Technical Director/Representative Date: 08/10/26

QC OUTLIER SUMMARY REPORT

Project Name: E-25060-RL-2530065

Project Number: 058161

Lab Number: L2649868

Report Date: 08/10/26

Method	Client ID (Native ID)	Lab ID	Parameter	QC Type	Recovery/RPD (%)	QC Limits (%)	Associated Samples	Data Quality Assessment

There are no QC Outliers associated with this report.

ORGANICS

VOLATILES

Project Name: E-25060-RL-2530065 **Lab Number:** L2649868

Project Number: 058161 **Report Date:** 08/10/26

SAMPLE RESULTS

Lab ID: L2649868-01
Client ID: UMPA260804WELLA
Sample Location: WASHINGTON CROSSING, PA

Date Collected: 08/04/26 09:35
Date Received: 08/04/26
Field Prep: Refer to COC

Sample Depth:
Matrix: Water
Analytical Method: 1,8011
Analytical Date: 08/06/26 11:40
Analyst: HNY

Extraction Method: EPA 8011
Extraction Date: 08/06/26 08:35

Parameter	Result	Qualifier	Units	RL	MDL	Dilution Factor	Column
Microextractables by GC - Westborough Lab							
1,2-Dibromoethane	ND		ug/l	0.010	0.005	1	A

Project Name: E-25060-RL-2530065 **Lab Number:** L2649868

Project Number: 058161 **Report Date:** 08/10/26

SAMPLE RESULTS

Lab ID: L2649868-01 D
Client ID: UMPA260804WELLA
Sample Location: WASHINGTON CROSSING, PA

Date Collected: 08/04/26 09:35
Date Received: 08/04/26
Field Prep: Refer to COC

Sample Depth:
Matrix: Water
Analytical Method: 1,8260D
Analytical Date: 08/06/26 16:05
Analyst: MJV

Parameter	Result	Qualifier	Units	RL	MDL	Dilution Factor
Volatile Organics by GC/MS - Westborough Lab						
Methyl tert butyl ether	ND		ug/l	4.0	0.66	4
Benzene	260		ug/l	2.0	0.64	4
1,2-Dichloroethane	ND		ug/l	2.0	0.53	4
Toluene	76		ug/l	3.0	0.81	4
Ethylbenzene	33		ug/l	2.0	0.67	4
p/m-Xylene	260		ug/l	4.0	1.3	4
o-Xylene	260		ug/l	4.0	1.6	4
Xylenes, Total	520		ug/l	4.0	1.3	4
Isopropylbenzene	23		ug/l	2.0	0.75	4
1,3,5-Trimethylbenzene	140		ug/l	10	0.87	4
1,2,4-Trimethylbenzene	360		ug/l	10	0.76	4
Naphthalene	190		ug/l	4.0	0.86	4

Surrogate	% Recovery	Qualifier	Acceptance Criteria
1,2-Dichloroethane-d4	113		70-130
Toluene-d8	96		70-130
4-Bromofluorobenzene	118		70-130
Dibromofluoromethane	100		70-130

Project Name: E-25060-RL-2530065 **Lab Number:** L2649868

Project Number: 058161 **Report Date:** 08/10/26

Method Blank Analysis
Batch Quality Control

Analytical Method: 1,8011
Analytical Date: 08/06/26 10:11
Analyst: HNY

Extraction Method: EPA 8011
Extraction Date: 08/06/26 08:35

Parameter	Result	Qualifier	Units	RL	MDL	
Microextractables by GC - Westborough Lab for sample(s): 01 Batch: WG2251792-1						
1,2-Dibromoethane	ND		ug/l	0.010	0.005	A

Project Name: E-25060-RL-2530065 **Lab Number:** L2649868

Project Number: 058161 **Report Date:** 08/10/26

Method Blank Analysis
Batch Quality Control

Analytical Method: 1,8260D
Analytical Date: 08/06/26 08:56
Analyst: PID

Parameter	Result	Qualifier	Units	RL	MDL
Volatile Organics by GC/MS - Westborough Lab for sample(s): 01 Batch: WG2252210-5					
Methyl tert butyl ether	ND		ug/l	1.0	0.17
Benzene	ND		ug/l	0.50	0.16
1,2-Dichloroethane	ND		ug/l	0.50	0.13
Toluene	ND		ug/l	0.75	0.20
Ethylbenzene	ND		ug/l	0.50	0.17
p/m-Xylene	ND		ug/l	1.0	0.33
o-Xylene	ND		ug/l	1.0	0.39
Xylenes, Total	ND		ug/l	1.0	0.33
Isopropylbenzene	ND		ug/l	0.50	0.19
1,3,5-Trimethylbenzene	ND		ug/l	2.5	0.22
1,2,4-Trimethylbenzene	ND		ug/l	2.5	0.19
Naphthalene	ND		ug/l	1.0	0.22

Surrogate	%Recovery	Qualifier	Acceptance Criteria
1,2-Dichloroethane-d4	116		70-130
Toluene-d8	100		70-130
4-Bromofluorobenzene	116		70-130
Dibromofluoromethane	105		70-130

Lab Control Sample Analysis
Batch Quality Control

Project Name: E-25060-RL-2530065
Project Number: 058161
Lab Number: L2649868
Report Date: 08/10/26

Parameter	LCS %Recovery	Qual	LCSD %Recovery	Qual	%Recovery Limits	RPD	Qual	RPD Limits	Column
Microextractables by GC - Westborough Lab Associated sample(s): 01 Batch: WG2251792-2									
1,2-Dibromoethane	106		-		60-140	-			A

Lab Control Sample Analysis
Batch Quality Control

Project Name: E-25060-RL-2530065
Project Number: 058161
Lab Number: L2649868
Report Date: 08/10/26

Parameter	LCS %Recovery	Qual	LCSD %Recovery	Qual	%Recovery Limits	RPD	Qual	RPD Limits
Volatile Organics by GC/MS - Westborough Lab Associated sample(s): 01 Batch: WG2252210-3 WG2252210-4								
Methyl tert butyl ether	96		96		63-130	0		20
Benzene	110		100		70-130	10		20
1,2-Dichloroethane	120		110		70-130	9		20
Toluene	110		100		70-130	10		20
Ethylbenzene	110		100		70-130	10		20
p/m-Xylene	105		100		70-130	5		20
o-Xylene	100		95		70-130	5		20
Isopropylbenzene	120		110		70-130	9		20
1,3,5-Trimethylbenzene	120		110		64-130	9		20
1,2,4-Trimethylbenzene	120		110		70-130	9		20
Naphthalene	93		96		70-130	3		20

Surrogate	LCS %Recovery	Qual	LCSD %Recovery	Qual	Acceptance Criteria
1,2-Dichloroethane-d4	117		117		70-130
Toluene-d8	101		102		70-130
4-Bromofluorobenzene	115		113		70-130
Dibromofluoromethane	105		102		70-130

METALS

Project Name: E-25060-RL-2530065 **Lab Number:** L2649868

Project Number: 058161 **Report Date:** 08/10/26

SAMPLE RESULTS

Lab ID: L2649868-01 Date Collected: 08/04/26 09:35

Client ID: UMPA260804WELLA Date Received: 08/04/26

Sample Location: WASHINGTON CROSSING, PA Field Prep: Refer to COC

Sample Depth:

Matrix: Water

Parameter	Result	Qualifier	Units	RL	MDL	Dilution Factor	Date Prepared	Date Analyzed	Prep Method	Analytical Method	Analyst
Dissolved Metals - Mansfield Lab											
Lead, Dissolved	ND		ug/l	1.000	0.3430	1	08/06/26 18:36	08/07/26 13:54	EPA 3005A	1,6020B	CEY

Project Name: E-25060-RL-2530065 **Lab Number:** L2649868

Project Number: 058161 **Report Date:** 08/10/26

Method Blank Analysis
Batch Quality Control

Parameter	Result	Qualifier	Units	RL	MDL	Dilution Factor	Date Prepared	Date Analyzed	Analytical Method	Analyst
Dissolved Metals - Mansfield Lab for sample(s): 01 Batch: WG2252044-1										
Lead, Dissolved	ND		ug/l	1.000	0.3430	1	08/06/26 18:36	08/07/26 13:14	1,6020B	CEY

Prep Information

Digestion Method: EPA 3005A

Lab Control Sample Analysis
Batch Quality Control

Project Name: E-25060-RL-2530065
Project Number: 058161
Lab Number: L2649868
Report Date: 08/10/26

Parameter	LCS %Recovery	Qual	LCSD %Recovery	Qual	%Recovery Limits	RPD	Qual	RPD Limits
Dissolved Metals - Mansfield Lab Associated sample(s): 01 Batch: WG2252044-2								
Lead, Dissolved	103		-		80-120	-		

Matrix Spike Analysis
Batch Quality Control

Project Name: E-25060-RL-2530065
Project Number: 058161

Lab Number: L2649868
Report Date: 08/10/26

Parameter	Native Sample	MS Added	MS Found	MS %Recovery	Qual	MSD Found	MSD %Recovery	Qual	Recovery Limits	RPD	Qual	RPD Limits
Dissolved Metals - Mansfield Lab Associated sample(s): 01 QC Batch ID: WG2252044-3 WG2252044-4 QC Sample: L2647683-04 Client ID: MS Sample												
Lead, Dissolved	146.8	530	708.2	106		704.6	105		75-125	1		20

Project Name: E-25060-RL-2530065
Project Number: 058161

Lab Number: L2649868
Report Date: 08/10/26

Sample Receipt and Container Information

Were project specific reporting limits specified? YES

Cooler Information

Cooler	Custody Seal
A	Absent
B	Absent

Container Information

Container ID	Container Type	Cooler	Initial pH	Final pH	Temp deg C	Pres	Seal	Frozen Date/Time	Analysis(*)
L2649868-01A	Vial HCl preserved	NA	NA			Y	Absent		PA-8260(14)
L2649868-01B	Vial HCl preserved	NA	NA			Y	Absent		PA-8260(14)
L2649868-01C	Vial HCl preserved	NA	NA			Y	Absent		PA-8260(14)
L2649868-01D	Vial Na2S2O3 preserved	NA	NA			Y	Absent		8011(14)
L2649868-01E	Vial Na2S2O3 preserved	NA	NA			Y	Absent		8011(14)
L2649868-01F	Plastic 250ml HNO3 preserved	NA	<2	<2		Y	Absent		PB-6020S-PPB(180)

*Values in parentheses indicate holding time in days

Project Name: E-25060-RL-2530065 **Lab Number:** L2649868

Project Number: 058161 **Report Date:** 08/10/26

GLOSSARY

Acronyms

DL	- Detection Limit: This value represents the level to which target analyte concentrations are reported as estimated values, when those target analyte concentrations are quantified below the limit of quantitation (LOQ). The DL includes any adjustments from dilutions, concentrations or moisture content, where applicable. (DoD report formats only.)
EDL	- Estimated Detection Limit: This value represents the level to which target analyte concentrations are reported as estimated values, when those target analyte concentrations are quantified below the reporting limit (RL). The EDL includes any adjustments from dilutions, concentrations or moisture content, where applicable. The use of EDLs is specific to the analysis of PAHs using Solid-Phase Microextraction (SPME).
EMPC	- Estimated Maximum Possible Concentration: The concentration that results from the signal present at the retention time of an analyte when the ions meet all of the identification criteria except the ion abundance ratio criteria. An EMPC is a worst-case estimate of the concentration.
EPA	- Environmental Protection Agency.
LCS	- Laboratory Control Sample: A sample matrix, free from the analytes of interest, spiked with verified known amounts of analytes or a material containing known and verified amounts of analytes.
LCSD	- Laboratory Control Sample Duplicate: Refer to LCS.
LFB	- Laboratory Fortified Blank: A sample matrix, free from the analytes of interest, spiked with verified known amounts of analytes or a material containing known and verified amounts of analytes.
LOD	- Limit of Detection: This value represents the level to which a target analyte can reliably be detected for a specific analyte in a specific matrix by a specific method. The LOD includes any adjustments from dilutions, concentrations or moisture content, where applicable. (DoD report formats only.)
LOQ	- Limit of Quantitation: The value at which an instrument can accurately measure an analyte at a specific concentration. The LOQ includes any adjustments from dilutions, concentrations or moisture content, where applicable. (DoD report formats only.) Limit of Quantitation: The value at which an instrument can accurately measure an analyte at a specific concentration. The LOQ includes any adjustments from dilutions, concentrations or moisture content, where applicable. (DoD report formats only.)
MDL	- Method Detection Limit: This value represents the level to which target analyte concentrations are reported as estimated values, when those target analyte concentrations are quantified below the reporting limit (RL). The MDL includes any adjustments from dilutions, concentrations or moisture content, where applicable.
MS	- Matrix Spike Sample: A sample prepared by adding a known mass of target analyte to a specified amount of matrix sample for which an independent estimate of target analyte concentration is available. For Method 332.0, the spike recovery is calculated using the native concentration, including estimated values.
MSD	- Matrix Spike Sample Duplicate: Refer to MS.
NA	- Not Applicable.
NC	- Not Calculated: Term is utilized when one or more of the results utilized in the calculation are non-detect at the parameter's reporting unit.
NDPA/DPA	- N-Nitrosodiphenylamine/Diphenylamine.
NI	- Not Ignitable.
NP	- Non-Plastic: Term is utilized for the analysis of Atterberg Limits in soil.
NR	- No Results: Term is utilized when 'No Target Compounds Requested' is reported for the analysis of Volatile or Semivolatile Organic TIC only requests.
RL	- Reporting Limit: The value at which an instrument can accurately measure an analyte at a specific concentration. The RL includes any adjustments from dilutions, concentrations or moisture content, where applicable.
RPD	- Relative Percent Difference: The results from matrix and/or matrix spike duplicates are primarily designed to assess the precision of analytical results in a given matrix and are expressed as relative percent difference (RPD). Values which are less than five times the reporting limit for any individual parameter are evaluated by utilizing the absolute difference between the values; although the RPD value will be provided in the report.
SRM	- Standard Reference Material: A reference sample of a known or certified value that is of the same or similar matrix as the associated field samples.
STLP	- Semi-dynamic Tank Leaching Procedure per EPA Method 1315.
TEF	- Toxic Equivalency Factors: The values assigned to each dioxin and furan to evaluate their toxicity relative to 2,3,7,8-TCDD.
TEQ	- Toxic Equivalent: The measure of a sample's toxicity derived by multiplying each dioxin and furan by its corresponding TEF and then summing the resulting values.
TIC	- Tentatively Identified Compound: A compound that has been identified to be present and is not part of the target compound list (TCL) for the method and/or program. All TICs are qualitatively identified and reported as estimated concentrations.

Report Format: DU Report with 'J' Qualifiers

Project Name:	E-25060-RL-2530065	**Lab Number:**	L2649868
Project Number:	058161	**Report Date:**	08/10/26

Footnotes

1 - The reference for this analyte should be considered modified since this analyte is absent from the target analyte list of the original method.

Terms

Analytical Method: Both the document from which the method originates and the analytical reference method. (Example: EPA 8260B is shown as 1,8260B.) The codes for the reference method documents are provided in the References section of the Addendum.

Chlordane: The target compound Chlordane (CAS No. 57-74-9) is reported for GC ECD analyses. Per EPA,this compound "refers to a mixture of chlordane isomers, other chlorinated hydrocarbons and numerous other components." (Reference: USEPA Toxicological Review of Chlordane, In Support of Summary Information on the Integrated Risk Information System (IRIS), December 1997.)

Difference: With respect to Total Oxidizable Precursor (TOP) Assay analysis, the difference is defined as the Post-Treatment value minus the Pre-Treatment value.

Final pH: As it pertains to Sample Receipt & Container Information section of the report, Final pH reflects pH of container determined after adjustment at the laboratory, if applicable. If no adjustment required, value reflects Initial pH.

Frozen Date/Time: With respect to Volatile Organics in soil, Frozen Date/Time reflects the date/time at which associated Reagent Water-preserved vials were initially frozen. Note: If frozen date/time is beyond 48 hours from sample collection, value will be reflected in 'bold'.

Gasoline Range Organics (GRO): Gasoline Range Organics (GRO) results include all chromatographic peaks eluting from Methyl tert butyl ether through Naphthalene, with the exception of GRO analysis in support of State of Ohio programs, which includes all chromatographic peaks eluting from Hexane through Dodecane.

Initial pH: As it pertains to Sample Receipt & Container Information section of the report, Initial pH reflects pH of container determined upon receipt, if applicable.

PAH Total: With respect to Alkylated PAH analyses, the 'PAHs, Total' result is defined as the summation of results for all or a subset of the following compounds: Naphthalene, C1-C4 Naphthalenes, 2-Methylnaphthalene, 1-Methylnaphthalene, Biphenyl, Acenaphthylene, Acenaphthene, Fluorene, C1-C3 Fluorenes, Phenanthrene, C1-C4 Phenanthrenes/Anthracenes, Anthracene, Fluoranthene, Pyrene, C1-C4 Fluoranthenes/Pyrenes, Benz(a)anthracene, Chrysene, C1-C4 Chrysenes, Benzo(b)fluoranthene, Benzo(j)+(k)fluoranthene, Benzo(e)pyrene, Benzo(a)pyrene, Perylene, Indeno(1,2,3-cd)pyrene, Dibenz(ah)+(ac)anthracene, Benzo(g,h,i)perylene. If a 'Total' result is requested, the results of its individual components will also be reported.

PFAS Total: With respect to PFAS analyses, the 'PFAS, Total (5)' result is defined as the summation of results for: PFHpA, PFHxS, PFOA, PFNA and PFOS. In addition, the 'PFAS, Total (6)' result is defined as the summation of results for: PFHpA, PFHxS, PFOA, PFNA, PFDA and PFOS. For MassDEP DW compliance analysis only, the 'PFAS, Total (6)' result is defined as the summation of results at or above the RL. Note: If a 'Total' result is requested, the results of its individual components will also be reported.

Total: With respect to Organic analyses, a 'Total' result is defined as the summation of results for individual isomers or Aroclors. If a 'Total' result is requested, the results of its individual components will also be reported. This is applicable to 'Total' results for methods 8260, 8081 and 8082.

Data Qualifiers

A - Spectra identified as "Aldol Condensates" are byproducts of the extraction/concentration procedures when acetone is introduced in the process.

B - The analyte was detected above the reporting limit in the associated method blank. Flag only applies to associated field samples that have detectable concentrations of the analyte at less than ten times (10x) the concentration found in the blank. For MCP-related projects, flag only applies to associated field samples that have detectable concentrations of the analyte at less than ten times (10x) the concentration found in the blank. For DOD-related projects, flag only applies to associated field samples that have detectable concentrations of the analyte at less than ten times (10x) the concentration found in the blank AND the analyte was detected above one-half the reporting limit (or above the reporting limit for common lab contaminants) in the associated method blank. For NJ-Air-related projects, flag only applies to associated field samples that have detectable concentrations of the analyte above the reporting limit. For NJ-related projects (excluding Air), flag only applies to associated field samples that have detectable concentrations of the analyte, which was detected above the reporting limit in the associated method blank or above five times the reporting limit for common lab contaminants (Phthalates, Acetone, Methylene Chloride, 2-Butanone).

C - Co-elution: The target analyte co-elutes with a known lab standard (i.e. surrogate, internal standards, etc.) for co-extracted analyses.

D - Concentration of analyte was quantified from diluted analysis. Flag only applies to field samples that have detectable concentrations of the analyte.

E - Concentration of analyte exceeds the range of the calibration curve and/or linear range of the instrument.

F - The ratio of quantifier ion response to qualifier ion response falls outside of the laboratory criteria. Results are considered to be an estimated maximum concentration.

G - The concentration may be biased high due to matrix interferences (i.e, co-elution) with non-target compound(s). The result should be considered estimated.

H - The analysis of pH was performed beyond the regulatory-required holding time of 15 minutes from the time of sample collection.

I - The lower value for the two columns has been reported due to obvious interference.

J - Estimated value. The Target analyte concentration is below the quantitation limit (RL), but above the Method Detection Limit (MDL) or Estimated Detection Limit (EDL) for SPME-related analyses. This represents an estimated concentration for Tentatively Identified Compounds (TICs). For calculated parameters, this represents that one or more values used in the calculation were

Project Name:	E-25060-RL-2530065	**Lab Number:**	L2649868
Project Number:	058161	**Report Date:**	08/10/26

Data Qualifiers

estimated.

M - Reporting Limit (RL) exceeds the MCP CAM Reporting Limit for this analyte.

ND - Not detected at the method detection limit (MDL) for the sample, or estimated detection limit (EDL) for SPME-related analyses.

NJ - Presumptive evidence of compound. This represents an estimated concentration for Tentatively Identified Compounds (TICs), where the identification is based on a mass spectral library search.

P - The RPD between the results for the two columns exceeds the method-specified criteria.

Q - The quality control sample exceeds the associated acceptance criteria. For DOD-related projects, LCS and/or Continuing Calibration Standard exceedences are also qualified on all associated sample results. Note: This flag is not applicable for matrix spike recoveries when the sample concentration is greater than 4x the spike added or for batch duplicate RPD when the sample concentrations are less than 5x the RL. (Metals only.)

R - Analytical results are from sample re-analysis.

RE - Analytical results are from sample re-extraction.

S - Analytical results are from modified screening analysis.

V - The surrogate associated with this target analyte has a recovery outside the QC acceptance limits. (Applicable to MassDEP DW Compliance samples only.)

Z - The batch matrix spike and/or duplicate associated with this target analyte has a recovery/RPD outside the QC acceptance limits. (Applicable to MassDEP DW Compliance samples only.)

Project Name: E-25060-RL-2530065 **Lab Number:** L2649868

Project Number: 058161 **Report Date:** 08/10/26

REFERENCES

1 Test Methods for Evaluating Solid Waste: Physical/Chemical Methods. EPA SW-846. Third Edition. Updates I - VI, 2018.

LIMITATION OF LIABILITIES

Pace Analytical Services performs services with reasonable care and diligence normal to the analytical testing laboratory industry. In the event of an error, the sole and exclusive responsibility of Pace Analytical Services shall be to re-perform the work at it's own expense. In no event shall Pace Analytical Services be held liable for any incidental, consequential or special damages, including but not limited to, damages in any way connected with the use of, interpretation of, information or analysis provided by Pace Analytical Services.

We strongly urge our clients to comply with EPA protocol regarding sample volume, preservation, cooling, containers, sampling procedures, holding time and splitting of samples in the field.

ENV-FORM-WES2-0065 v03 Certificate/Approval Program Summary

Certification Information

The following analytes are not included in our Primary NELAP Scope of Accreditation:

PAS-WES2 Westborough Facility – 8 Walkup Dr. Westborough, MA 01581
EPA 8260D: NPW: 1,2,4,5-Tetramethylbenzene; 4-Ethyltoluene; SCM: Iodomethane (methyl iodide), 1,2,4,5-Tetramethylbenzene; 4-Ethyltoluene.
EPA 8270E: NPW: Dimethylnaphthalene,1,4-Diphenylhydrazine, alpha-Terpineol, Azobenzene; SCM: Dimethylnaphthalene,1,4-Diphenylhydrazine.
SM4500: NPW: Amenable Cyanide; SCM: Total Phosphorus, TKN, NO2, NO3.

PAS-MANS Mansfield Facility – 320 Forbes Blvd. Mansfield, MA 02048
SM 2540D: TSS.
Biological Tissue Matrix: EPA 3050B

PAS-MAN1 Mansfield Facility – 120 Forbes Blvd. Mansfield, MA 02048
EPA TO-15: Halothane, 2,4,4-Trimethyl-2-pentene, 2,4,4-Trimethyl-1-pentene, Thiophene, 2-Methylthiophene, 3-Methylthiophene, 2-Ethylthiophene, 1,2,3-Trimethylbenzene, Indan, Indene, 1,2,4,5-Tetramethylbenzene, Benzothiophene, 1-Methylnaphthalene.
MADEP-APH.

PAS-ELON East Longmeadow Facility – 39 Spruce Street East Longmeadow, MA 01028
EPA 524.2: 1,3,5-Trichlorobenzene, m/p-Xylene, o-xylene.
EPA 625.1: 1,2-Dichlorobenzene, 1,3-Dichlorobenzene, 1,4-Dichlorobenzene, N-Nitrosodiphenylamine**.**
EPA 8081B NPW and SCM: Alachlor, Endrin Ketone, Hexachlorobenzene.
EPA 8260D NPW: Tetrahydrofuran, 1,3,5-Trichlorobenzene; **SCM:** TAME, TBEE, Diethyl ether, DIPE, Tetrahydrofuran. 1,3,5-Trichlorobenzene, Freon-113**.**
EPA 8270E: NPW: Carbazole, 1-Methylnaphthalene, Pentachloronitrobenzene; **SCM:** Carbazole, 1-Methylnaphthalene**.**
EPA TO-13: Air: Benzo(e)pyrene, 1-Methylnaphthalene, 2-Methylnaphthalene, Perylene.
EPA TO-4A Pesticide Air: delta-BHC, Endosulfan I, Endosulfan II, Endosulfan Sulfate, Endrin, Endrin Aldehyde, Endrin Ketone, Hexachlorobenzene, Methoxychlor.
SM4500: NPW: Amenable Cyanide; **SCM:** Total Phosphorus, TKN, NH3, NECi: NO2, NO3, ASTMD516**.**

The following test method is not included in our New Jersey Secondary NELAP Scope of Accreditation:

PAS-MANS Mansfield Facility – 320 Forbes Blvd. Mansfield, MA 02048
Determination of Selected Perfluorinated Alkyl Substances by Solid Phase Extraction and Liquid Chromatography/Tandem Mass Spectrometry Isotope Dilution (via Alpha SOP 23528)

The following analytes are included in our Massachusetts DEP Scope of Accreditation:

PAS-WES2 Westborough Facility – 8 Walkup Dr. Westborough, MA 01581

Drinking Water
EPA 300.0: Chloride, Nitrate-N, Fluoride, Sulfate; **EPA 353.2**: Nitrate-N, Nitrite-N; **SM4500NO3-F**: Nitrate-N, Nitrite-N; **SM4500F-C, SM4500CN-CE, EPA 180.1, SM2130B, SM4500Cl-D, SM2320B, SM2540C, SM4500H-B, SM4500NO2-B**
EPA 504.1: EDB, DBCP.
Microbiology: **SM9215B; SM9223-P/A, SM9223B-Colilert-QT,**.

Non-Potable Water
SM4500H,B, EPA 120.1, SM2510B, SM2540C, SM2320B, SM4500CL-E, SM4500F-BC, SM4500NH3-BH: Ammonia-N and Kjeldahl-N, **EPA 350.1**: Ammonia-N, **LACHAT 10-107-06-1-B**: Ammonia-N, **EPA 351.1, SM4500NO3-F, EPA 353.2**: Nitrate-N**, SM4500P-E, SM4500P-B, E, SM4500SO4-E, SM5220D, EPA 410.4, SM5210B, SM4500CL-G, EPA 1664, EPA 420.1, SM4500-CN-CE, SM2540D, EPA 300: Chloride, Sulfate, Nitrate.**
Microbiology: **SM9223B-Colilert-QT; Enterolert-QT.**

PAS-MANS Mansfield Facility – 320 Forbes Blvd. Mansfield, MA 02048

Drinking Water
EPA 200.7: Al, Ba, Cd, Cr, Cu, Fe, Mn, Ni, Na, Ag, Ca, Zn. **EPA 200.8:** Al, Sb, As, Ba, Be, Cd, Cr, Cu, Pb, Mn, Ni, Se, Ag, TL, Zn. **EPA 245.1** Hg.
EPA 522, EPA 537.1.

Non-Potable Water
EPA 200.7: Al, Sb, As, Be, Cd, Ca, Cr, Co, Cu, Fe, Pb, Mg, Mn, Mo, Ni, K, Se, Ag, Na, Sr, TL, Ti, V, Zn.
EPA 200.8: Al, Sb**,** As, Be, Cd, Ca, Cr, Cu, Fe, Pb, Mg, Mn, Ni, K, Se, Ag, Na, TL, Zn.
EPA 245.1: Hg. **EPA 245.7:** Hg.
SM2340B

ENV-FORM-WES2-0065 v03 Certificate/Approval Program Summary

PAS-ELON East Longmeadow Facility – 39 Spruce Street East Longmeadow, MA 01028

Drinking Water
EPA 300.0: NO3, NO2, Fl, Cl, SO4. **NECI Reductase**: NO3, NO2.
SM4500F-C, SM4500Cl-B, SM4500CN-C,E, EPA 180.1, SM2320B, SM 2540C, SM4500H-B, SM4500SO4-E.
EPA 537.1; EPA 524.2: THMs and VOCs; **EPA 504.1:** EDB, DBCP.
Microbiology: SM9223-P/A: TC/EC; SM9223B-Colilert-enumeration: TC/EC; HPC-Simplate.

Non-Potable Water
SM4500H-B, SM2510B, SM2540C, SM2320B, SM4500Cl-B, SM4500NH3-B, C, EPA 350.1, NECi: NO3, **SM4500NH3-B, C: TKN, SM4500P-E: Ortho Phosphate, SM4500P-B, E: Total Phosphorus, EPA 410.4, SM5210B, SM5310C, SM4500CN-C, E, SM2540D, SM4500Cl-G, SM4500SO4-E, EPA 1664, EPA 420.1, EPA 300.0:** Cl, SO4, NO3.
EPA 624.1: Volatile Halocarbons, Volatile Aromatics.
EPA 608.3: Chlordane, Toxaphene, Aldrin, Alpha-BHC, Beta-BHC, Gamma-BHC, Delta-BHC, Dieldrin, DDD, DDE, DDT, Endosulfan I, Endosulfan II, Endosulfan Sulfate, Endrin, Endrin Aldehyde, Heptachlor, Heptachlor Epoxide, PCBs.
EPA 625.1: SVOC-Acid Extractables and Base/Neutrals
Microbiology: SM9223B-Colilert: E. coli (Ambient and Wastewater), **SM9223B-Colilert-18:** Fecal Coliform (Wastewater).

Certification IDs:

PAS-WES2 Westborough Facility – 8 Walkup Dr. Westborough, MA 01581
CT PH-0826, IL 200077, IN C-MA-03, KY KY98045, ME MA00086, MD 348, MA M-MA086, NH 2064, NJ MA935, NY 11148, NC (NPW/SCM) 666, OR MA-1316, PA 68-03671, RI LAO00065, TX T104704476, VT VT-0935, VA 460195.

PAS-MANS Mansfield Facility – 320 Forbes Blvd. Mansfield, MA 02048
ANAB/DoD L2474, CA 3117, CO MA00030, CT PH-0825, IL 200081, IN C-MA-04, KY KY98046, LA 85084, ME MA00030, MD 350, MA M-MA00030, MI 9110, MN 025-999-495, NV MA00030, NH 2062, NJ MA015, NY 11627, NC (NPW/SCM) 685, OR MA-0262, PA 68-02089, RI LAO00299, TX T-104704419, UT MA00030, VT VT-0015, VA 460194, WA C954.

PAS-MAN1 Mansfield Air Lab Facility – 120 Forbes Blvd. Mansfield, MA 02048
ANAB/DoD L2474, LA 245052, ME MA01156, MN 025-999-498, NH 2249, NJ MA025, NY 12191, OR 4203, TX T104704583, VA 460311, WA C1104.

PAS-ELON East Longmeadow Facility – 39 Spruce St. East Longmeadow, MA 01028
CT PH-0821, ME MA00100, MI 9100, NC (DENR) 652, NC (DW) 25703, MA M-MA100, NH (Secondary) 2516, NH (Primary) 2557, NJ MA007, NY 10899, PA 68-05812, RI LAO00373, VA 460217, VT-255716, WV DEP 419, WV-DW 9979C, LA 05130, LA-DW LA042, MD-DW 373, OH 87781.

For a complete listing of analytes and methods, please contact your Project Manager.

CHAIN OF CUSTODY

PAGE 1 OF 1

Date Rec'd in Lab: 8/5/26

Pace Job #: L2649868

WESTBORO, MA TEL: 508-898-9220 FAX: 508-898-9193
MANSFIELD, MA TEL: 508-822-9300 FAX: 508-822-3288

Client Information

Client: Sunoco Pipeline(SPLP)
Address: 100 Green St
Marcus Hook, PA
Phone: 610-859-6297
Fax:
Email: bradford.fish@energytransfer.com
☐ These samples have been previously analyzed by Pace

Project Information

Project Name: E-25060-RL-2530065
Project Location: Washington Crossing, PA
Project #: 058161
Project Manager: Mark Schaeffer
Pace Quote #:

Turn-Around Time

☐ Standard ☒ RUSH (only confirmed if pre-approved!)
Date Due: 5-day TAT Time:

Report Information - Data Deliverables

☐ FAX ☐ EMAIL
☐ ADEx ☐ Add'l Deliverables

Billing Information

☐ Same as Client info PO #:

Regulatory Requirements/Report Limits

State /Fed Program	Criteria

Other Project Specific Requirements/Comments/Detection Limits:
Data Package: Level IV including CTEH & Environemental Standards EDDs; Bill to SPLP; VOC8260 list – benzene, toluene, ethylbenzene, total xylenes, methyl tert-butyl ether (MTBE), naphthalene, isopropylbenzene, 1,3,5-trimethylbenzene, 1,2,4-trimethylbenzene, 1,2-dichloroethane (EDC)

Pace Lab ID (Lab Use Only)	Sample ID	Collection Date	Collection Time	Sample Matrix	Sampler's Initials	VOCs- USEPA 8260C	EDB- USEPA 8011	Lead(dissolved)- USEPA 6020B									Sample Specific Comments	TOTAL # BOTTLES
49868 -01	UMPA260804WELLA	8/04/26	0935	GW	GH	X	X	X										6
Container Type						V	V	P										
Preservative						B	H	C										

SAMPLE HANDLING
Filtration ☒ Done ☐ Not needed ☐ Lab to do
Preservation ☐ Lab to do
(Please specify below)

Relinquished By:	Date/Time	Received By:	Date/Time
Anthony Adams [signature]	8/4/26 1750	[signature]	8/4/26 1750
[signature]	8/4/26 2000	[signature]	8-4-26 2000
Anthony Green	8-4-26 2330	Anthony Green	AUG 04 2026 2310
AL 8-5 0200	AL 8-5 0330		08/05/26-0330

Please print clearly, legibly and completely. Samples can not be logged in and turnaround time clock will not start until any ambiguities are resolved. All samples submitted are subject to Pace's Terms and Conditions. See reverse side.

FORM NO: 01-01 (rev. 25-FEB-25)

Sample Delivery Group Summary

Pace Job Number : L2649868

Received : 04-AUG-2026
Reviewer : Sara Salome

Account Name : Stantec, Inc.
Project Number : 058161
Project Name : E-25060-RL-2530065

Delivery Information

Samples Delivered By : Pace Courier

Chain of Custody : Present

Cooler Information

Cooler	Seal/Seal#	Preservation	Temperature(°C)	Additional Information
A	Absent/	Ice	3.9	
B	Absent/	Ice	3.6	

Condition Information

1) All samples on COC received?	**YES**
2) Extra samples received?	**NO**
3) Are there any sample container discrepancies?	**NO**
4) Are there any discrepancies between COC & sample labels?	**NO**
5) Are samples in appropriate containers for requested analysis?	**YES**
6) Are samples properly preserved for requested analysis?	**YES**
7) Are samples within holding time for requested analysis?	**YES**
8) All sampling equipment returned?	**NA**

Volatile Organics/VPH

1) Reagent Water Vials Frozen by Client?	**NO**

ANALYTICAL REPORT

Lab Number:	L2649869
Client:	Stantec, Inc. 1060 Andrew Drive Suite 140 West Chester, PA 19380
ATTN:	Mark Schaeffer
Phone:	(610) 407-7943
Project Name:	E-25060-RL-2530065
Project Number:	058161
Report Date:	08/10/26

The original project report/data package is held by Pace Analytical Services. This report/data package is paginated and should be reproduced only in its entirety. Pace Analytical Services holds no responsibility for results and/or data that are not consistent with the original.

Eight Walkup Drive, Westborough, MA 01581-1019
508-898-9220 (Fax) 508-898-9193 800-624-9220 - www.alphalab.com

Project Name: E-25060-RL-2530065
Project Number: 058161

Lab Number: L2649869
Report Date: 08/10/26

Lab Sample ID	Client ID	Matrix	Sample Location	Collection Date/Time	Receive Date
L2649869-01	UMPA20260803MW2S	WATER	WASHINGTON CROSSING, PA	08/03/26 16:05	08/04/26
L2649869-02	UMPA20260804MW2D	WATER	WASHINGTON CROSSING, PA	08/04/26 10:30	08/04/26
L2649869-03	UMPA20260804DUP01	WATER	WASHINGTON CROSSING, PA	08/04/26 00:00	08/04/26
L2649869-04	UMPA260804WELLB	WATER	WASHINGTON CROSSING, PA	08/04/26 11:40	08/04/26
L2649869-05	UMPA260804WELLD	WATER	WASHINGTON CROSSING, PA	08/04/26 11:35	08/04/26
L2649869-06	UMPA260804WELLE	WATER	WASHINGTON CROSSING, PA	08/04/26 13:40	08/04/26
L2649869-07	UMPA260804WELLC	WATER	WASHINGTON CROSSING, PA	08/04/26 14:25	08/04/26
L2649869-08	UMPA260804MW3S	WATER	WASHINGTON CROSSING, PA	08/04/26 12:25	08/04/26
L2649869-09	UMPA260804MW3D	WATER	WASHINGTON CROSSING, PA	08/04/26 14:10	08/04/26
L2649869-10	UMPA260804RW2	WATER	WASHINGTON CROSSING, PA	08/04/26 15:45	08/04/26
L2649869-11	UMPA260804MW20D	WATER	WASHINGTON CROSSING, PA	08/04/26 16:40	08/04/26
L2649869-12	UMPA260804MW19D	WATER	WASHINGTON CROSSING, PA	08/04/26 17:20	08/04/26

Project Name:	E-25060-RL-2530065	**Lab Number:**	L2649869
Project Number:	058161	**Report Date:**	08/10/26

Case Narrative

The samples were received in accordance with the Chain of Custody and no significant deviations were encountered during the preparation or analysis unless otherwise noted. Sample Receipt, Container Information, and the Chain of Custody are located at the back of the report.

Results contained within this report relate only to the samples submitted under this Pace Lab Number and meet NELAP requirements for all NELAP accredited parameters unless otherwise noted in the following narrative. The data presented in this report is organized by parameter (i.e. VOC, SVOC, etc.). Sample specific Quality Control data (i.e. Surrogate Spike Recovery) is reported at the end of the target analyte list for each individual sample, followed by the Laboratory Batch Quality Control at the end of each parameter. Tentatively Identified Compounds (TICs), if requested, are reported for compounds identified to be present and are not part of the method/program Target Compound List, even if only a subset of the TCL are being reported. If a sample was re-analyzed or re-extracted due to a required quality control corrective action and if both sets of data are reported, the Laboratory ID of the re-analysis or re-extraction is designated with an "R" or "RE", respectively.

When multiple Batch Quality Control elements are reported (e.g. more than one LCS), the associated samples for each element are noted in the grey shaded header line of each data table. Any Laboratory Batch, Sample Specific % recovery or RPD value that is outside the listed Acceptance Criteria is bolded in the report. In reference to questions H (CAM) or 4 (RCP) when "NO" is checked, the performance criteria for CAM and RCP methods allow for some quality control failures to occur and still be within method compliance. In these instances, the specific failure is not narrated but noted in the associated QC Outlier Summary Report, located directly after the Case Narrative. QC information is also incorporated in the Data Usability Assessment table (Format 11) of our Data Merger tool, where it can be reviewed in conjunction with the sample result, associated regulatory criteria and any associated data usability implications.

Soil/sediments and solids are reported on a dry weight basis unless otherwise noted. Tissues are reported "as received" or on a wet weight basis, unless otherwise noted. Definitions of all data qualifiers and acronyms used in this report are provided in the Glossary located at the back of the report.

HOLD POLICY - For samples submitted on hold, Pace's policy is to hold samples (with the exception of Air canisters) free of charge for 21 calendar days from the date the project is completed. After 21 calendar days, we will dispose of all samples submitted including those put on hold unless you have contacted your Pace Project Manager and made arrangements for Pace to continue to hold the samples. Air canisters will be disposed after 3 business days from the date the project is completed.

Please contact Project Management at 800-624-9220 with any questions.

Project Name:	E-25060-RL-2530065	**Lab Number:**	L2649869
Project Number:	058161	**Report Date:**	08/10/26

Case Narrative (continued)

Report Submission

All non-detect (ND) or estimated concentrations (J-qualified) have been quantitated to the limit noted in the MDL column.

I, the undersigned, attest under the pains and penalties of perjury that, to the best of my knowledge and belief and based upon my personal inquiry of those responsible for providing the information contained in this analytical report, such information is accurate and complete. This certificate of analysis is not complete unless this page accompanies any and all pages of this report.

Authorized Signature: Kelly Stenstrom

Title: Technical Director/Representative

Date: 08/10/26

QC OUTLIER SUMMARY REPORT

Project Name: E-25060-RL-2530065

Project Number: 058161

Lab Number: L2649869

Report Date: 08/10/26

Method	Client ID (Native ID)	Lab ID	Parameter	QC Type	Recovery/RPD (%)	QC Limits (%)	Associated Samples	Data Quality Assessment

There are no QC Outliers associated with this report.

ORGANICS

VOLATILES

Project Name: E-25060-RL-2530065 **Lab Number:** L2649869

Project Number: 058161 **Report Date:** 08/10/26

SAMPLE RESULTS

Lab ID: L2649869-01
Client ID: UMPA20260803MW2S
Sample Location: WASHINGTON CROSSING, PA

Date Collected: 08/03/26 16:05
Date Received: 08/04/26
Field Prep: Refer to COC

Sample Depth:
Matrix: Water
Analytical Method: 1,8011
Analytical Date: 08/06/26 11:51
Analyst: HNY

Extraction Method: EPA 8011
Extraction Date: 08/06/26 08:35

Parameter	Result	Qualifier	Units	RL	MDL	Dilution Factor	Column
Microextractables by GC - Westborough Lab							
1,2-Dibromoethane	ND		ug/l	0.010	0.005	1	A

Project Name: E-25060-RL-2530065 **Lab Number:** L2649869

Project Number: 058161 **Report Date:** 08/10/26

SAMPLE RESULTS

Lab ID: L2649869-01 Date Collected: 08/03/26 16:05

Client ID: UMPA20260803MW2S Date Received: 08/04/26

Sample Location: WASHINGTON CROSSING, PA Field Prep: Refer to COC

Sample Depth:

Matrix: Water

Analytical Method: 1,8260D

Analytical Date: 08/06/26 11:14

Analyst: MJV

Parameter	Result	Qualifier	Units	RL	MDL	Dilution Factor
Volatile Organics by GC/MS - Westborough Lab						
Methyl tert butyl ether	ND		ug/l	1.0	0.17	1
Benzene	ND		ug/l	0.50	0.16	1
1,2-Dichloroethane	ND		ug/l	0.50	0.13	1
Toluene	ND		ug/l	0.75	0.20	1
Ethylbenzene	ND		ug/l	0.50	0.17	1
p/m-Xylene	ND		ug/l	1.0	0.33	1
o-Xylene	ND		ug/l	1.0	0.39	1
Xylenes, Total	ND		ug/l	1.0	0.33	1
Isopropylbenzene	ND		ug/l	0.50	0.19	1
1,3,5-Trimethylbenzene	ND		ug/l	2.5	0.22	1
1,2,4-Trimethylbenzene	ND		ug/l	2.5	0.19	1
Naphthalene	ND		ug/l	1.0	0.22	1

Surrogate	% Recovery	Qualifier	Acceptance Criteria
1,2-Dichloroethane-d4	121		70-130
Toluene-d8	96		70-130
4-Bromofluorobenzene	113		70-130
Dibromofluoromethane	109		70-130

Project Name: E-25060-RL-2530065 **Lab Number:** L2649869

Project Number: 058161 **Report Date:** 08/10/26

SAMPLE RESULTS

Lab ID: L2649869-02
Client ID: UMPA20260804MW2D
Sample Location: WASHINGTON CROSSING, PA

Date Collected: 08/04/26 10:30
Date Received: 08/04/26
Field Prep: Refer to COC

Sample Depth:
Matrix: Water
Analytical Method: 1,8011
Analytical Date: 08/06/26 12:03
Analyst: HNY

Extraction Method: EPA 8011
Extraction Date: 08/06/26 08:35

Parameter	Result	Qualifier	Units	RL	MDL	Dilution Factor	Column
Microextractables by GC - Westborough Lab							
1,2-Dibromoethane	ND		ug/l	0.010	0.005	1	A

Project Name: E-25060-RL-2530065 **Lab Number:** L2649869

Project Number: 058161 **Report Date:** 08/10/26

SAMPLE RESULTS

Lab ID: L2649869-02 Date Collected: 08/04/26 10:30

Client ID: UMPA20260804MW2D Date Received: 08/04/26

Sample Location: WASHINGTON CROSSING, PA Field Prep: Refer to COC

Sample Depth:

Matrix: Water

Analytical Method: 1,8260D

Analytical Date: 08/06/26 11:36

Analyst: MJV

Parameter	Result	Qualifier	Units	RL	MDL	Dilution Factor
Volatile Organics by GC/MS - Westborough Lab						
Methyl tert butyl ether	ND		ug/l	1.0	0.17	1
Benzene	ND		ug/l	0.50	0.16	1
1,2-Dichloroethane	ND		ug/l	0.50	0.13	1
Toluene	ND		ug/l	0.75	0.20	1
Ethylbenzene	ND		ug/l	0.50	0.17	1
p/m-Xylene	ND		ug/l	1.0	0.33	1
o-Xylene	ND		ug/l	1.0	0.39	1
Xylenes, Total	ND		ug/l	1.0	0.33	1
Isopropylbenzene	ND		ug/l	0.50	0.19	1
1,3,5-Trimethylbenzene	ND		ug/l	2.5	0.22	1
1,2,4-Trimethylbenzene	ND		ug/l	2.5	0.19	1
Naphthalene	ND		ug/l	1.0	0.22	1

Surrogate	% Recovery	Qualifier	Acceptance Criteria
1,2-Dichloroethane-d4	122		70-130
Toluene-d8	99		70-130
4-Bromofluorobenzene	115		70-130
Dibromofluoromethane	111		70-130

Project Name: E-25060-RL-2530065 **Lab Number:** L2649869

Project Number: 058161 **Report Date:** 08/10/26

SAMPLE RESULTS

Lab ID: L2649869-03
Client ID: UMPA20260804DUP01
Sample Location: WASHINGTON CROSSING, PA

Date Collected: 08/04/26 00:00
Date Received: 08/04/26
Field Prep: Refer to COC

Sample Depth:
Matrix: Water
Analytical Method: 1,8011
Analytical Date: 08/06/26 12:14
Analyst: HNY

Extraction Method: EPA 8011
Extraction Date: 08/06/26 08:35

Parameter	Result	Qualifier	Units	RL	MDL	Dilution Factor	Column
Microextractables by GC - Westborough Lab							
1,2-Dibromoethane	ND		ug/l	0.010	0.005	1	A

Project Name: E-25060-RL-2530065 **Lab Number:** L2649869

Project Number: 058161 **Report Date:** 08/10/26

SAMPLE RESULTS

Lab ID: L2649869-03 Date Collected: 08/04/26 00:00

Client ID: UMPA20260804DUP01 Date Received: 08/04/26

Sample Location: WASHINGTON CROSSING, PA Field Prep: Refer to COC

Sample Depth:

Matrix: Water

Analytical Method: 1,8260D

Analytical Date: 08/06/26 11:59

Analyst: MJV

Parameter	Result	Qualifier	Units	RL	MDL	Dilution Factor
Volatile Organics by GC/MS - Westborough Lab						
Methyl tert butyl ether	ND		ug/l	1.0	0.17	1
Benzene	ND		ug/l	0.50	0.16	1
1,2-Dichloroethane	ND		ug/l	0.50	0.13	1
Toluene	ND		ug/l	0.75	0.20	1
Ethylbenzene	ND		ug/l	0.50	0.17	1
p/m-Xylene	ND		ug/l	1.0	0.33	1
o-Xylene	ND		ug/l	1.0	0.39	1
Xylenes, Total	ND		ug/l	1.0	0.33	1
Isopropylbenzene	ND		ug/l	0.50	0.19	1
1,3,5-Trimethylbenzene	ND		ug/l	2.5	0.22	1
1,2,4-Trimethylbenzene	ND		ug/l	2.5	0.19	1
Naphthalene	ND		ug/l	1.0	0.22	1

Surrogate	% Recovery	Qualifier	Acceptance Criteria
1,2-Dichloroethane-d4	124		70-130
Toluene-d8	96		70-130
4-Bromofluorobenzene	114		70-130
Dibromofluoromethane	109		70-130

Project Name: E-25060-RL-2530065 **Lab Number:** L2649869

Project Number: 058161 **Report Date:** 08/10/26

SAMPLE RESULTS

Lab ID: L2649869-04
Client ID: UMPA260804WELLB
Sample Location: WASHINGTON CROSSING, PA

Date Collected: 08/04/26 11:40
Date Received: 08/04/26
Field Prep: Refer to COC

Sample Depth:
Matrix: Water
Analytical Method: 1,8011
Analytical Date: 08/06/26 12:26
Analyst: HNY

Extraction Method: EPA 8011
Extraction Date: 08/06/26 08:35

Parameter	Result	Qualifier	Units	RL	MDL	Dilution Factor	Column
Microextractables by GC - Westborough Lab							
1,2-Dibromoethane	ND		ug/l	0.010	0.005	1	A

Project Name: E-25060-RL-2530065 **Lab Number:** L2649869

Project Number: 058161 **Report Date:** 08/10/26

SAMPLE RESULTS

Lab ID: L2649869-04 Date Collected: 08/04/26 11:40

Client ID: UMPA260804WELLB Date Received: 08/04/26

Sample Location: WASHINGTON CROSSING, PA Field Prep: Refer to COC

Sample Depth:

Matrix: Water

Analytical Method: 1,8260D

Analytical Date: 08/06/26 12:21

Analyst: MJV

Parameter	Result	Qualifier	Units	RL	MDL	Dilution Factor
Volatile Organics by GC/MS - Westborough Lab						
Methyl tert butyl ether	0.25	J	ug/l	1.0	0.17	1
Benzene	0.26	J	ug/l	0.50	0.16	1
1,2-Dichloroethane	ND		ug/l	0.50	0.13	1
Toluene	ND		ug/l	0.75	0.20	1
Ethylbenzene	ND		ug/l	0.50	0.17	1
p/m-Xylene	0.75	J	ug/l	1.0	0.33	1
o-Xylene	1.5		ug/l	1.0	0.39	1
Xylenes, Total	2.3	J	ug/l	1.0	0.33	1
Isopropylbenzene	0.38	J	ug/l	0.50	0.19	1
1,3,5-Trimethylbenzene	15		ug/l	2.5	0.22	1
1,2,4-Trimethylbenzene	23		ug/l	2.5	0.19	1
Naphthalene	17		ug/l	1.0	0.22	1

Surrogate	% Recovery	Qualifier	Acceptance Criteria
1,2-Dichloroethane-d4	122		70-130
Toluene-d8	95		70-130
4-Bromofluorobenzene	118		70-130
Dibromofluoromethane	109		70-130

Project Name: E-25060-RL-2530065 **Lab Number:** L2649869

Project Number: 058161 **Report Date:** 08/10/26

SAMPLE RESULTS

Lab ID: L2649869-05
Client ID: UMPA260804WELLD
Sample Location: WASHINGTON CROSSING, PA

Date Collected: 08/04/26 11:35
Date Received: 08/04/26
Field Prep: Refer to COC

Sample Depth:
Matrix: Water
Analytical Method: 1,8011
Analytical Date: 08/06/26 12:37
Analyst: HNY

Extraction Method: EPA 8011
Extraction Date: 08/06/26 08:35

Parameter	Result	Qualifier	Units	RL	MDL	Dilution Factor	Column
Microextractables by GC - Westborough Lab							
1,2-Dibromoethane	ND		ug/l	0.010	0.005	1	A

Project Name: E-25060-RL-2530065 **Lab Number:** L2649869

Project Number: 058161 **Report Date:** 08/10/26

SAMPLE RESULTS

Lab ID: L2649869-05 Date Collected: 08/04/26 11:35

Client ID: UMPA260804WELLD Date Received: 08/04/26

Sample Location: WASHINGTON CROSSING, PA Field Prep: Refer to COC

Sample Depth:

Matrix: Water

Analytical Method: 1,8260D

Analytical Date: 08/06/26 12:43

Analyst: MJV

Parameter	Result	Qualifier	Units	RL	MDL	Dilution Factor
Volatile Organics by GC/MS - Westborough Lab						
Methyl tert butyl ether	ND		ug/l	1.0	0.17	1
Benzene	1.6		ug/l	0.50	0.16	1
1,2-Dichloroethane	ND		ug/l	0.50	0.13	1
Toluene	ND		ug/l	0.75	0.20	1
Ethylbenzene	0.45	J	ug/l	0.50	0.17	1
p/m-Xylene	3.6		ug/l	1.0	0.33	1
o-Xylene	3.0		ug/l	1.0	0.39	1
Xylenes, Total	6.6		ug/l	1.0	0.33	1
Isopropylbenzene	0.74		ug/l	0.50	0.19	1
1,3,5-Trimethylbenzene	57		ug/l	2.5	0.22	1
1,2,4-Trimethylbenzene	33		ug/l	2.5	0.19	1
Naphthalene	55		ug/l	1.0	0.22	1

Surrogate	% Recovery	Qualifier	Acceptance Criteria
1,2-Dichloroethane-d4	115		70-130
Toluene-d8	98		70-130
4-Bromofluorobenzene	123		70-130
Dibromofluoromethane	105		70-130

Project Name: E-25060-RL-2530065 **Lab Number:** L2649869

Project Number: 058161 **Report Date:** 08/10/26

SAMPLE RESULTS

Lab ID: L2649869-06
Client ID: UMPA260804WELLE
Sample Location: WASHINGTON CROSSING, PA

Date Collected: 08/04/26 13:40
Date Received: 08/04/26
Field Prep: Refer to COC

Sample Depth:
Matrix: Water
Analytical Method: 1,8011
Analytical Date: 08/06/26 12:49
Analyst: HNY

Extraction Method: EPA 8011
Extraction Date: 08/06/26 08:35

Parameter	Result	Qualifier	Units	RL	MDL	Dilution Factor	Column
Microextractables by GC - Westborough Lab							
1,2-Dibromoethane	ND		ug/l	0.010	0.005	1	A

Project Name: E-25060-RL-2530065 **Lab Number:** L2649869

Project Number: 058161 **Report Date:** 08/10/26

SAMPLE RESULTS

Lab ID: L2649869-06 Date Collected: 08/04/26 13:40

Client ID: UMPA260804WELLE Date Received: 08/04/26

Sample Location: WASHINGTON CROSSING, PA Field Prep: Refer to COC

Sample Depth:

Matrix: Water

Analytical Method: 1,8260D

Analytical Date: 08/06/26 13:05

Analyst: MJV

Parameter	Result	Qualifier	Units	RL	MDL	Dilution Factor
Volatile Organics by GC/MS - Westborough Lab						
Methyl tert butyl ether	ND		ug/l	1.0	0.17	1
Benzene	ND		ug/l	0.50	0.16	1
1,2-Dichloroethane	ND		ug/l	0.50	0.13	1
Toluene	ND		ug/l	0.75	0.20	1
Ethylbenzene	ND		ug/l	0.50	0.17	1
p/m-Xylene	ND		ug/l	1.0	0.33	1
o-Xylene	ND		ug/l	1.0	0.39	1
Xylenes, Total	ND		ug/l	1.0	0.33	1
Isopropylbenzene	ND		ug/l	0.50	0.19	1
1,3,5-Trimethylbenzene	ND		ug/l	2.5	0.22	1
1,2,4-Trimethylbenzene	ND		ug/l	2.5	0.19	1
Naphthalene	0.43	J	ug/l	1.0	0.22	1

Surrogate	% Recovery	Qualifier	Acceptance Criteria
1,2-Dichloroethane-d4	115		70-130
Toluene-d8	98		70-130
4-Bromofluorobenzene	118		70-130
Dibromofluoromethane	102		70-130

Project Name: E-25060-RL-2530065 **Lab Number:** L2649869

Project Number: 058161 **Report Date:** 08/10/26

SAMPLE RESULTS

Lab ID: L2649869-07
Client ID: UMPA260804WELLC
Sample Location: WASHINGTON CROSSING, PA

Date Collected: 08/04/26 14:25
Date Received: 08/04/26
Field Prep: Refer to COC

Sample Depth:
Matrix: Water
Analytical Method: 1,8011
Analytical Date: 08/06/26 13:00
Analyst: HNY

Extraction Method: EPA 8011
Extraction Date: 08/06/26 08:35

Parameter	Result	Qualifier	Units	RL	MDL	Dilution Factor	Column
Microextractables by GC - Westborough Lab							
1,2-Dibromoethane	ND		ug/l	0.010	0.005	1	A

Project Name: E-25060-RL-2530065 **Lab Number:** L2649869

Project Number: 058161 **Report Date:** 08/10/26

SAMPLE RESULTS

Lab ID: L2649869-07 D
Client ID: UMPA260804WELLC
Sample Location: WASHINGTON CROSSING, PA

Date Collected: 08/04/26 14:25
Date Received: 08/04/26
Field Prep: Refer to COC

Sample Depth:
Matrix: Water
Analytical Method: 1,8260D
Analytical Date: 08/06/26 13:28
Analyst: MJV

Parameter	Result	Qualifier	Units	RL	MDL	Dilution Factor
Volatile Organics by GC/MS - Westborough Lab						
Methyl tert butyl ether	ND		ug/l	4.0	0.66	4
Benzene	15		ug/l	2.0	0.64	4
1,2-Dichloroethane	ND		ug/l	2.0	0.53	4
Toluene	18		ug/l	3.0	0.81	4
Ethylbenzene	44		ug/l	2.0	0.67	4
p/m-Xylene	170		ug/l	4.0	1.3	4
o-Xylene	150		ug/l	4.0	1.6	4
Xylenes, Total	320		ug/l	4.0	1.3	4
Isopropylbenzene	19		ug/l	2.0	0.75	4
1,3,5-Trimethylbenzene	190		ug/l	10	0.87	4
1,2,4-Trimethylbenzene	420		ug/l	10	0.76	4
Naphthalene	150		ug/l	4.0	0.86	4

Surrogate	% Recovery	Qualifier	Acceptance Criteria
1,2-Dichloroethane-d4	111		70-130
Toluene-d8	98		70-130
4-Bromofluorobenzene	120		70-130
Dibromofluoromethane	100		70-130

Project Name: E-25060-RL-2530065 **Lab Number:** L2649869

Project Number: 058161 **Report Date:** 08/10/26

SAMPLE RESULTS

Lab ID: L2649869-08
Client ID: UMPA260804MW3S
Sample Location: WASHINGTON CROSSING, PA

Date Collected: 08/04/26 12:25
Date Received: 08/04/26
Field Prep: Refer to COC

Sample Depth:
Matrix: Water
Analytical Method: 1,8011
Analytical Date: 08/06/26 13:12
Analyst: HNY

Extraction Method: EPA 8011
Extraction Date: 08/06/26 08:35

Parameter	Result	Qualifier	Units	RL	MDL	Dilution Factor	Column
Microextractables by GC - Westborough Lab							
1,2-Dibromoethane	ND		ug/l	0.010	0.005	1	A

Project Name: E-25060-RL-2530065 **Lab Number:** L2649869

Project Number: 058161 **Report Date:** 08/10/26

SAMPLE RESULTS

Lab ID: L2649869-08 Date Collected: 08/04/26 12:25

Client ID: UMPA260804MW3S Date Received: 08/04/26

Sample Location: WASHINGTON CROSSING, PA Field Prep: Refer to COC

Sample Depth:

Matrix: Water

Analytical Method: 1,8260D

Analytical Date: 08/06/26 13:50

Analyst: MJV

Parameter	Result	Qualifier	Units	RL	MDL	Dilution Factor
Volatile Organics by GC/MS - Westborough Lab						
Methyl tert butyl ether	ND		ug/l	1.0	0.17	1
Benzene	ND		ug/l	0.50	0.16	1
1,2-Dichloroethane	ND		ug/l	0.50	0.13	1
Toluene	ND		ug/l	0.75	0.20	1
Ethylbenzene	ND		ug/l	0.50	0.17	1
p/m-Xylene	ND		ug/l	1.0	0.33	1
o-Xylene	ND		ug/l	1.0	0.39	1
Xylenes, Total	ND		ug/l	1.0	0.33	1
Isopropylbenzene	ND		ug/l	0.50	0.19	1
1,3,5-Trimethylbenzene	ND		ug/l	2.5	0.22	1
1,2,4-Trimethylbenzene	0.20	J	ug/l	2.5	0.19	1
Naphthalene	0.35	J	ug/l	1.0	0.22	1

Surrogate	% Recovery	Qualifier	Acceptance Criteria
1,2-Dichloroethane-d4	116		70-130
Toluene-d8	98		70-130
4-Bromofluorobenzene	118		70-130
Dibromofluoromethane	102		70-130

Project Name: E-25060-RL-2530065 **Lab Number:** L2649869

Project Number: 058161 **Report Date:** 08/10/26

SAMPLE RESULTS

Lab ID: L2649869-09
Client ID: UMPA260804MW3D
Sample Location: WASHINGTON CROSSING, PA

Date Collected: 08/04/26 14:10
Date Received: 08/04/26
Field Prep: Refer to COC

Sample Depth:
Matrix: Water
Analytical Method: 1,8011
Analytical Date: 08/06/26 13:23
Analyst: HNY

Extraction Method: EPA 8011
Extraction Date: 08/06/26 08:35

Parameter	Result	Qualifier	Units	RL	MDL	Dilution Factor	Column
Microextractables by GC - Westborough Lab							
1,2-Dibromoethane	ND		ug/l	0.010	0.005	1	A

Project Name: E-25060-RL-2530065 **Lab Number:** L2649869

Project Number: 058161 **Report Date:** 08/10/26

SAMPLE RESULTS

Lab ID: L2649869-09 Date Collected: 08/04/26 14:10

Client ID: UMPA260804MW3D Date Received: 08/04/26

Sample Location: WASHINGTON CROSSING, PA Field Prep: Refer to COC

Sample Depth:

Matrix: Water

Analytical Method: 1,8260D

Analytical Date: 08/06/26 14:13

Analyst: MJV

Parameter	Result	Qualifier	Units	RL	MDL	Dilution Factor
Volatile Organics by GC/MS - Westborough Lab						
Methyl tert butyl ether	ND		ug/l	1.0	0.17	1
Benzene	ND		ug/l	0.50	0.16	1
1,2-Dichloroethane	ND		ug/l	0.50	0.13	1
Toluene	ND		ug/l	0.75	0.20	1
Ethylbenzene	ND		ug/l	0.50	0.17	1
p/m-Xylene	ND		ug/l	1.0	0.33	1
o-Xylene	ND		ug/l	1.0	0.39	1
Xylenes, Total	ND		ug/l	1.0	0.33	1
Isopropylbenzene	ND		ug/l	0.50	0.19	1
1,3,5-Trimethylbenzene	ND		ug/l	2.5	0.22	1
1,2,4-Trimethylbenzene	ND		ug/l	2.5	0.19	1
Naphthalene	ND		ug/l	1.0	0.22	1

Surrogate	% Recovery	Qualifier	Acceptance Criteria
1,2-Dichloroethane-d4	115		70-130
Toluene-d8	95		70-130
4-Bromofluorobenzene	118		70-130
Dibromofluoromethane	101		70-130

Project Name: E-25060-RL-2530065 **Lab Number:** L2649869

Project Number: 058161 **Report Date:** 08/10/26

SAMPLE RESULTS

Lab ID: L2649869-10
Client ID: UMPA260804RW2
Sample Location: WASHINGTON CROSSING, PA

Date Collected: 08/04/26 15:45
Date Received: 08/04/26
Field Prep: Refer to COC

Sample Depth:
Matrix: Water
Analytical Method: 1,8011
Analytical Date: 08/06/26 13:35
Analyst: HNY

Extraction Method: EPA 8011
Extraction Date: 08/06/26 08:35

Parameter	Result	Qualifier	Units	RL	MDL	Dilution Factor	Column
Microextractables by GC - Westborough Lab							
1,2-Dibromoethane	ND		ug/l	0.010	0.005	1	A

Project Name: E-25060-RL-2530065 **Lab Number:** L2649869

Project Number: 058161 **Report Date:** 08/10/26

SAMPLE RESULTS

Lab ID: L2649869-10 D
Client ID: UMPA260804RW2
Sample Location: WASHINGTON CROSSING, PA

Date Collected: 08/04/26 15:45
Date Received: 08/04/26
Field Prep: Refer to COC

Sample Depth:
Matrix: Water
Analytical Method: 1,8260D
Analytical Date: 08/06/26 14:35
Analyst: MJV

Parameter	Result	Qualifier	Units	RL	MDL	Dilution Factor
Volatile Organics by GC/MS - Westborough Lab						
Methyl tert butyl ether	0.97	J	ug/l	5.0	0.83	5
Benzene	100		ug/l	2.5	0.80	5
1,2-Dichloroethane	ND		ug/l	2.5	0.66	5
Toluene	7.4		ug/l	3.8	1.0	5
Ethylbenzene	60		ug/l	2.5	0.84	5
p/m-Xylene	170		ug/l	5.0	1.7	5
o-Xylene	100		ug/l	5.0	2.0	5
Xylenes, Total	270		ug/l	5.0	1.7	5
Isopropylbenzene	15		ug/l	2.5	0.94	5
1,3,5-Trimethylbenzene	330		ug/l	12	1.1	5
1,2,4-Trimethylbenzene	600		ug/l	12	0.96	5
Naphthalene	360		ug/l	5.0	1.1	5

Surrogate	% Recovery	Qualifier	Acceptance Criteria
1,2-Dichloroethane-d4	113		70-130
Toluene-d8	97		70-130
4-Bromofluorobenzene	129		70-130
Dibromofluoromethane	101		70-130

Project Name: E-25060-RL-2530065 **Lab Number:** L2649869

Project Number: 058161 **Report Date:** 08/10/26

SAMPLE RESULTS

Lab ID: L2649869-11
Client ID: UMPA260804MW20D
Sample Location: WASHINGTON CROSSING, PA

Date Collected: 08/04/26 16:40
Date Received: 08/04/26
Field Prep: Refer to COC

Sample Depth:
Matrix: Water
Analytical Method: 1,8011
Analytical Date: 08/06/26 13:46
Analyst: HNY

Extraction Method: EPA 8011
Extraction Date: 08/06/26 08:35

Parameter	Result	Qualifier	Units	RL	MDL	Dilution Factor	Column
Microextractables by GC - Westborough Lab							
1,2-Dibromoethane	ND		ug/l	0.010	0.005	1	A

Project Name: E-25060-RL-2530065 **Lab Number:** L2649869

Project Number: 058161 **Report Date:** 08/10/26

SAMPLE RESULTS

Lab ID: L2649869-11 Date Collected: 08/04/26 16:40

Client ID: UMPA260804MW20D Date Received: 08/04/26

Sample Location: WASHINGTON CROSSING, PA Field Prep: Refer to COC

Sample Depth:

Matrix: Water

Analytical Method: 1,8260D

Analytical Date: 08/06/26 14:57

Analyst: MJV

Parameter	Result	Qualifier	Units	RL	MDL	Dilution Factor
Volatile Organics by GC/MS - Westborough Lab						
Methyl tert butyl ether	0.38	J	ug/l	1.0	0.17	1
Benzene	ND		ug/l	0.50	0.16	1
1,2-Dichloroethane	ND		ug/l	0.50	0.13	1
Toluene	ND		ug/l	0.75	0.20	1
Ethylbenzene	ND		ug/l	0.50	0.17	1
p/m-Xylene	ND		ug/l	1.0	0.33	1
o-Xylene	ND		ug/l	1.0	0.39	1
Xylenes, Total	ND		ug/l	1.0	0.33	1
Isopropylbenzene	ND		ug/l	0.50	0.19	1
1,3,5-Trimethylbenzene	ND		ug/l	2.5	0.22	1
1,2,4-Trimethylbenzene	0.28	J	ug/l	2.5	0.19	1
Naphthalene	0.63	J	ug/l	1.0	0.22	1

Surrogate	% Recovery	Qualifier	Acceptance Criteria
1,2-Dichloroethane-d4	117		70-130
Toluene-d8	98		70-130
4-Bromofluorobenzene	117		70-130
Dibromofluoromethane	102		70-130

Project Name: E-25060-RL-2530065 **Lab Number:** L2649869

Project Number: 058161 **Report Date:** 08/10/26

SAMPLE RESULTS

Lab ID: L2649869-12
Client ID: UMPA260804MW19D
Sample Location: WASHINGTON CROSSING, PA

Date Collected: 08/04/26 17:20
Date Received: 08/04/26
Field Prep: Refer to COC

Sample Depth:
Matrix: Water
Analytical Method: 1,8011
Analytical Date: 08/06/26 13:57
Analyst: HNY

Extraction Method: EPA 8011
Extraction Date: 08/06/26 08:35

Parameter	Result	Qualifier	Units	RL	MDL	Dilution Factor	Column
Microextractables by GC - Westborough Lab							
1,2-Dibromoethane	ND		ug/l	0.010	0.005	1	A

Project Name: E-25060-RL-2530065 **Lab Number:** L2649869

Project Number: 058161 **Report Date:** 08/10/26

SAMPLE RESULTS

Lab ID: L2649869-12 Date Collected: 08/04/26 17:20

Client ID: UMPA260804MW19D Date Received: 08/04/26

Sample Location: WASHINGTON CROSSING, PA Field Prep: Refer to COC

Sample Depth:

Matrix: Water

Analytical Method: 1,8260D

Analytical Date: 08/06/26 15:20

Analyst: MJV

Parameter	Result	Qualifier	Units	RL	MDL	Dilution Factor
Volatile Organics by GC/MS - Westborough Lab						
Methyl tert butyl ether	ND		ug/l	1.0	0.17	1
Benzene	ND		ug/l	0.50	0.16	1
1,2-Dichloroethane	ND		ug/l	0.50	0.13	1
Toluene	ND		ug/l	0.75	0.20	1
Ethylbenzene	ND		ug/l	0.50	0.17	1
p/m-Xylene	ND		ug/l	1.0	0.33	1
o-Xylene	ND		ug/l	1.0	0.39	1
Xylenes, Total	ND		ug/l	1.0	0.33	1
Isopropylbenzene	ND		ug/l	0.50	0.19	1
1,3,5-Trimethylbenzene	ND		ug/l	2.5	0.22	1
1,2,4-Trimethylbenzene	ND		ug/l	2.5	0.19	1
Naphthalene	ND		ug/l	1.0	0.22	1

Surrogate	% Recovery	Qualifier	Acceptance Criteria
1,2-Dichloroethane-d4	116		70-130
Toluene-d8	98		70-130
4-Bromofluorobenzene	116		70-130
Dibromofluoromethane	102		70-130

Project Name: E-25060-RL-2530065 **Lab Number:** L2649869

Project Number: 058161 **Report Date:** 08/10/26

Method Blank Analysis
Batch Quality Control

Analytical Method: 1,8011
Analytical Date: 08/06/26 10:11
Analyst: HNY

Extraction Method: EPA 8011
Extraction Date: 08/06/26 08:35

Parameter	Result	Qualifier	Units	RL	MDL	
Microextractables by GC - Westborough Lab for sample(s): 01-12 Batch: WG2251792-1						
1,2-Dibromoethane	ND		ug/l	0.010	0.005	A

Project Name: E-25060-RL-2530065 **Lab Number:** L2649869

Project Number: 058161 **Report Date:** 08/10/26

Method Blank Analysis
Batch Quality Control

Analytical Method: 1,8260D
Analytical Date: 08/06/26 08:56
Analyst: PID

Parameter	Result	Qualifier	Units	RL	MDL
Volatile Organics by GC/MS - Westborough Lab for sample(s): 01-12 Batch: WG2252210-5					
Methyl tert butyl ether	ND		ug/l	1.0	0.17
Benzene	ND		ug/l	0.50	0.16
1,2-Dichloroethane	ND		ug/l	0.50	0.13
Toluene	ND		ug/l	0.75	0.20
Ethylbenzene	ND		ug/l	0.50	0.17
p/m-Xylene	ND		ug/l	1.0	0.33
o-Xylene	ND		ug/l	1.0	0.39
Xylenes, Total	ND		ug/l	1.0	0.33
Isopropylbenzene	ND		ug/l	0.50	0.19
1,3,5-Trimethylbenzene	ND		ug/l	2.5	0.22
1,2,4-Trimethylbenzene	ND		ug/l	2.5	0.19
Naphthalene	ND		ug/l	1.0	0.22

Surrogate	%Recovery	Qualifier	Acceptance Criteria
1,2-Dichloroethane-d4	116		70-130
Toluene-d8	100		70-130
4-Bromofluorobenzene	116		70-130
Dibromofluoromethane	105		70-130

Lab Control Sample Analysis
Batch Quality Control

Project Name: E-25060-RL-2530065
Project Number: 058161
Lab Number: L2649869
Report Date: 08/10/26

Parameter	LCS %Recovery	Qual	LCSD %Recovery	Qual	%Recovery Limits	RPD	Qual	RPD Limits	Column
Microextractables by GC - Westborough Lab Associated sample(s): 01-12 Batch: WG2251792-2									
1,2-Dibromoethane	106		-		60-140	-			A

Lab Control Sample Analysis
Batch Quality Control

Project Name: E-25060-RL-2530065
Project Number: 058161
Lab Number: L2649869
Report Date: 08/10/26

Parameter	LCS %Recovery	Qual	LCSD %Recovery	Qual	%Recovery Limits	RPD	Qual	RPD Limits
Volatile Organics by GC/MS - Westborough Lab Associated sample(s): 01-12 Batch: WG2252210-3 WG2252210-4								
Methyl tert butyl ether	96		96		63-130	0		20
Benzene	110		100		70-130	10		20
1,2-Dichloroethane	120		110		70-130	9		20
Toluene	110		100		70-130	10		20
Ethylbenzene	110		100		70-130	10		20
p/m-Xylene	105		100		70-130	5		20
o-Xylene	100		95		70-130	5		20
Isopropylbenzene	120		110		70-130	9		20
1,3,5-Trimethylbenzene	120		110		64-130	9		20
1,2,4-Trimethylbenzene	120		110		70-130	9		20
Naphthalene	93		96		70-130	3		20

Surrogate	LCS %Recovery	Qual	LCSD %Recovery	Qual	Acceptance Criteria
1,2-Dichloroethane-d4	117		117		70-130
Toluene-d8	101		102		70-130
4-Bromofluorobenzene	115		113		70-130
Dibromofluoromethane	105		102		70-130

METALS

Project Name: E-25060-RL-2530065 **Lab Number:** L2649869

Project Number: 058161 **Report Date:** 08/10/26

SAMPLE RESULTS

Lab ID: L2649869-01 Date Collected: 08/03/26 16:05

Client ID: UMPA20260803MW2S Date Received: 08/04/26

Sample Location: WASHINGTON CROSSING, PA Field Prep: Refer to COC

Sample Depth:

Matrix: Water

Parameter	Result	Qualifier	Units	RL	MDL	Dilution Factor	Date Prepared	Date Analyzed	Prep Method	Analytical Method	Analyst
Dissolved Metals - Mansfield Lab											
Lead, Dissolved	ND		ug/l	1.000	0.3430	1	08/06/26 18:36	08/07/26 13:56	EPA 3005A	1,6020B	CEY

Project Name: E-25060-RL-2530065 **Lab Number:** L2649869

Project Number: 058161 **Report Date:** 08/10/26

SAMPLE RESULTS

Lab ID: L2649869-02 Date Collected: 08/04/26 10:30

Client ID: UMPA20260804MW2D Date Received: 08/04/26

Sample Location: WASHINGTON CROSSING, PA Field Prep: Refer to COC

Sample Depth:

Matrix: Water

Parameter	Result	Qualifier	Units	RL	MDL	Dilution Factor	Date Prepared	Date Analyzed	Prep Method	Analytical Method	Analyst
Dissolved Metals - Mansfield Lab											
Lead, Dissolved	ND		ug/l	1.000	0.3430	1	08/06/26 18:36	08/07/26 13:59	EPA 3005A	1,6020B	CEY

Project Name: E-25060-RL-2530065 **Lab Number:** L2649869

Project Number: 058161 **Report Date:** 08/10/26

SAMPLE RESULTS

Lab ID: L2649869-03 Date Collected: 08/04/26 00:00

Client ID: UMPA20260804DUP01 Date Received: 08/04/26

Sample Location: WASHINGTON CROSSING, PA Field Prep: Refer to COC

Sample Depth:

Matrix: Water

Parameter	Result	Qualifier	Units	RL	MDL	Dilution Factor	Date Prepared	Date Analyzed	Prep Method	Analytical Method	Analyst
Dissolved Metals - Mansfield Lab											
Lead, Dissolved	ND		ug/l	1.000	0.3430	1	08/06/26 18:36	08/07/26 14:02	EPA 3005A	1,6020B	CEY

Project Name: E-25060-RL-2530065 **Lab Number:** L2649869

Project Number: 058161 **Report Date:** 08/10/26

SAMPLE RESULTS

Lab ID: L2649869-04 Date Collected: 08/04/26 11:40

Client ID: UMPA260804WELLB Date Received: 08/04/26

Sample Location: WASHINGTON CROSSING, PA Field Prep: Refer to COC

Sample Depth:

Matrix: Water

Parameter	Result	Qualifier	Units	RL	MDL	Dilution Factor	Date Prepared	Date Analyzed	Prep Method	Analytical Method	Analyst
Dissolved Metals - Mansfield Lab											
Lead, Dissolved	ND		ug/l	1.000	0.3430	1	08/06/26 18:36	08/07/26 14:04	EPA 3005A	1,6020B	CEY

Project Name: E-25060-RL-2530065 **Lab Number:** L2649869

Project Number: 058161 **Report Date:** 08/10/26

SAMPLE RESULTS

Lab ID: L2649869-05 Date Collected: 08/04/26 11:35

Client ID: UMPA260804WELLD Date Received: 08/04/26

Sample Location: WASHINGTON CROSSING, PA Field Prep: Refer to COC

Sample Depth:

Matrix: Water

Parameter	Result	Qualifier	Units	RL	MDL	Dilution Factor	Date Prepared	Date Analyzed	Prep Method	Analytical Method	Analyst
Dissolved Metals - Mansfield Lab											
Lead, Dissolved	ND		ug/l	1.000	0.3430	1	08/06/26 18:36	08/07/26 14:07	EPA 3005A	1,6020B	CEY

Project Name: E-25060-RL-2530065 **Lab Number:** L2649869

Project Number: 058161 **Report Date:** 08/10/26

SAMPLE RESULTS

Lab ID: L2649869-06 Date Collected: 08/04/26 13:40

Client ID: UMPA260804WELLE Date Received: 08/04/26

Sample Location: WASHINGTON CROSSING, PA Field Prep: Refer to COC

Sample Depth:

Matrix: Water

Parameter	Result	Qualifier	Units	RL	MDL	Dilution Factor	Date Prepared	Date Analyzed	Prep Method	Analytical Method	Analyst
Dissolved Metals - Mansfield Lab											
Lead, Dissolved	ND		ug/l	1.000	0.3430	1	08/06/26 18:36	08/07/26 14:09	EPA 3005A	1,6020B	CEY

Project Name: E-25060-RL-2530065 **Lab Number:** L2649869

Project Number: 058161 **Report Date:** 08/10/26

SAMPLE RESULTS

Lab ID: L2649869-07 Date Collected: 08/04/26 14:25

Client ID: UMPA260804WELLC Date Received: 08/04/26

Sample Location: WASHINGTON CROSSING, PA Field Prep: Refer to COC

Sample Depth:

Matrix: Water

Parameter	Result	Qualifier	Units	RL	MDL	Dilution Factor	Date Prepared	Date Analyzed	Prep Method	Analytical Method	Analyst
Dissolved Metals - Mansfield Lab											
Lead, Dissolved	ND		ug/l	1.000	0.3430	1	08/06/26 18:36	08/07/26 16:16	EPA 3005A	1,6020B	CEY

Project Name: E-25060-RL-2530065 **Lab Number:** L2649869

Project Number: 058161 **Report Date:** 08/10/26

SAMPLE RESULTS

Lab ID: L2649869-08 Date Collected: 08/04/26 12:25

Client ID: UMPA260804MW3S Date Received: 08/04/26

Sample Location: WASHINGTON CROSSING, PA Field Prep: Refer to COC

Sample Depth:

Matrix: Water

Parameter	Result	Qualifier	Units	RL	MDL	Dilution Factor	Date Prepared	Date Analyzed	Prep Method	Analytical Method	Analyst
Dissolved Metals - Mansfield Lab											
Lead, Dissolved	ND		ug/l	1.000	0.3430	1	08/06/26 18:36	08/07/26 16:19	EPA 3005A	1,6020B	CEY

Project Name: E-25060-RL-2530065 **Lab Number:** L2649869

Project Number: 058161 **Report Date:** 08/10/26

SAMPLE RESULTS

Lab ID: L2649869-09 Date Collected: 08/04/26 14:10

Client ID: UMPA260804MW3D Date Received: 08/04/26

Sample Location: WASHINGTON CROSSING, PA Field Prep: Refer to COC

Sample Depth:

Matrix: Water

Parameter	Result	Qualifier	Units	RL	MDL	Dilution Factor	Date Prepared	Date Analyzed	Prep Method	Analytical Method	Analyst
Dissolved Metals - Mansfield Lab											
Lead, Dissolved	ND		ug/l	1.000	0.3430	1	08/06/26 18:36	08/07/26 16:21	EPA 3005A	1,6020B	CEY

Project Name: E-25060-RL-2530065 **Lab Number:** L2649869

Project Number: 058161 **Report Date:** 08/10/26

SAMPLE RESULTS

Lab ID: L2649869-10 Date Collected: 08/04/26 15:45

Client ID: UMPA260804RW2 Date Received: 08/04/26

Sample Location: WASHINGTON CROSSING, PA Field Prep: Refer to COC

Sample Depth:

Matrix: Water

Parameter	Result	Qualifier	Units	RL	MDL	Dilution Factor	Date Prepared	Date Analyzed	Prep Method	Analytical Method	Analyst
Dissolved Metals - Mansfield Lab											
Lead, Dissolved	ND		ug/l	1.000	0.3430	1	08/06/26 18:36	08/07/26 16:24	EPA 3005A	1,6020B	CEY

Project Name: E-25060-RL-2530065 **Lab Number:** L2649869

Project Number: 058161 **Report Date:** 08/10/26

SAMPLE RESULTS

Lab ID: L2649869-11 Date Collected: 08/04/26 16:40

Client ID: UMPA260804MW20D Date Received: 08/04/26

Sample Location: WASHINGTON CROSSING, PA Field Prep: Refer to COC

Sample Depth:

Matrix: Water

Parameter	Result	Qualifier	Units	RL	MDL	Dilution Factor	Date Prepared	Date Analyzed	Prep Method	Analytical Method	Analyst
Dissolved Metals - Mansfield Lab											
Lead, Dissolved	ND		ug/l	1.000	0.3430	1	08/06/26 18:36	08/07/26 16:27	EPA 3005A	1,6020B	CEY

Project Name: E-25060-RL-2530065 **Lab Number:** L2649869

Project Number: 058161 **Report Date:** 08/10/26

SAMPLE RESULTS

Lab ID: L2649869-12 Date Collected: 08/04/26 17:20

Client ID: UMPA260804MW19D Date Received: 08/04/26

Sample Location: WASHINGTON CROSSING, PA Field Prep: Refer to COC

Sample Depth:

Matrix: Water

Parameter	Result	Qualifier	Units	RL	MDL	Dilution Factor	Date Prepared	Date Analyzed	Prep Method	Analytical Method	Analyst
Dissolved Metals - Mansfield Lab											
Lead, Dissolved	ND		ug/l	1.000	0.3430	1	08/06/26 18:36	08/07/26 16:29	EPA 3005A	1,6020B	CEY

Project Name: E-25060-RL-2530065 **Lab Number:** L2649869

Project Number: 058161 **Report Date:** 08/10/26

Method Blank Analysis
Batch Quality Control

Parameter	Result	Qualifier	Units	RL	MDL	Dilution Factor	Date Prepared	Date Analyzed	Analytical Method	Analyst
Dissolved Metals - Mansfield Lab for sample(s): 01-12 Batch: WG2252044-1										
Lead, Dissolved	ND		ug/l	1.000	0.3430	1	08/06/26 18:36	08/07/26 13:14	1,6020B	CEY

Prep Information

Digestion Method: EPA 3005A

Lab Control Sample Analysis
Batch Quality Control

Project Name: E-25060-RL-2530065
Project Number: 058161
Lab Number: L2649869
Report Date: 08/10/26

Parameter	LCS %Recovery	Qual	LCSD %Recovery	Qual	%Recovery Limits	RPD	Qual	RPD Limits
Dissolved Metals - Mansfield Lab Associated sample(s): 01-12 Batch: WG2252044-2								
Lead, Dissolved	103		-		80-120	-		

Matrix Spike Analysis
Batch Quality Control

Project Name: E-25060-RL-2530065
Project Number: 058161
Lab Number: L2649869
Report Date: 08/10/26

Parameter	Native Sample	MS Added	MS Found	MS %Recovery	Qual	MSD Found	MSD %Recovery	Qual	Recovery Limits	RPD	Qual	RPD Limits
Dissolved Metals - Mansfield Lab Associated sample(s): 01-12 QC Batch ID: WG2252044-3 WG2252044-4 QC Sample: L2647683-04 Client ID: MS Sample												
Lead, Dissolved	146.8	530	708.2	106		704.6	105		75-125	1		20

Project Name: E-25060-RL-2530065
Project Number: 058161

Lab Number: L2649869
Report Date: 08/10/26

Sample Receipt and Container Information

Were project specific reporting limits specified? YES

Cooler Information

Cooler	Custody Seal
A	Absent
B	Absent

Container Information

Container ID	Container Type	Cooler	Initial pH	Final pH	Temp deg C	Pres	Seal	Frozen Date/Time	Analysis(*)
L2649869-01A	Vial HCl preserved	NA	NA			Y	Absent		PA-8260(14)
L2649869-01B	Vial HCl preserved	NA	NA			Y	Absent		PA-8260(14)
L2649869-01C	Vial HCl preserved	NA	NA			Y	Absent		PA-8260(14)
L2649869-01D	Vial Na2S2O3 preserved	NA	NA			Y	Absent		8011(14)
L2649869-01E	Vial Na2S2O3 preserved	NA	NA			Y	Absent		8011(14)
L2649869-01F	Plastic 250ml HNO3 preserved	NA	<2	<2		Y	Absent		PB-6020S-PPB(180)
L2649869-02A	Vial HCl preserved	NA	NA			Y	Absent		PA-8260(14)
L2649869-02B	Vial HCl preserved	NA	NA			Y	Absent		PA-8260(14)
L2649869-02C	Vial HCl preserved	NA	NA			Y	Absent		PA-8260(14)
L2649869-02D	Vial Na2S2O3 preserved	NA	NA			Y	Absent		8011(14)
L2649869-02E	Vial Na2S2O3 preserved	NA	NA			Y	Absent		8011(14)
L2649869-02F	Plastic 250ml HNO3 preserved	NA	<2	<2		Y	Absent		PB-6020S-PPB(180)
L2649869-03A	Vial HCl preserved	NA	NA			Y	Absent		PA-8260(14)
L2649869-03B	Vial HCl preserved	NA	NA			Y	Absent		PA-8260(14)
L2649869-03C	Vial HCl preserved	NA	NA			Y	Absent		PA-8260(14)
L2649869-03D	Vial Na2S2O3 preserved	NA	NA			Y	Absent		8011(14)
L2649869-03E	Vial Na2S2O3 preserved	NA	NA			Y	Absent		8011(14)
L2649869-03F	Plastic 250ml HNO3 preserved	NA	<2	<2		Y	Absent		PB-6020S-PPB(180)
L2649869-04A	Vial HCl preserved	NA	NA			Y	Absent		PA-8260(14)
L2649869-04B	Vial HCl preserved	NA	NA			Y	Absent		PA-8260(14)
L2649869-04C	Vial HCl preserved	NA	NA			Y	Absent		PA-8260(14)
L2649869-04D	Vial Na2S2O3 preserved	NA	NA			Y	Absent		8011(14)

*Values in parentheses indicate holding time in days

Container Information

Container ID	Container Type	Cooler	Initial pH	Final pH	Temp deg C	Pres	Seal	Frozen Date/Time	Analysis(*)
L2649869-04E	Vial Na2S2O3 preserved	NA	NA			Y	Absent		8011(14)
L2649869-04F	Plastic 250ml HNO3 preserved	NA	<2	<2		Y	Absent		PB-6020S-PPB(180)
L2649869-05A	Vial HCl preserved	NA	NA			Y	Absent		PA-8260(14)
L2649869-05B	Vial HCl preserved	NA	NA			Y	Absent		PA-8260(14)
L2649869-05C	Vial HCl preserved	NA	NA			Y	Absent		PA-8260(14)
L2649869-05D	Vial Na2S2O3 preserved	NA	NA			Y	Absent		8011(14)
L2649869-05E	Vial Na2S2O3 preserved	NA	NA			Y	Absent		8011(14)
L2649869-05F	Plastic 250ml HNO3 preserved	NA	<2	<2		Y	Absent		PB-6020S-PPB(180)
L2649869-06A	Vial HCl preserved	NA	NA			Y	Absent		PA-8260(14)
L2649869-06B	Vial HCl preserved	NA	NA			Y	Absent		PA-8260(14)
L2649869-06C	Vial HCl preserved	NA	NA			Y	Absent		PA-8260(14)
L2649869-06D	Vial Na2S2O3 preserved	NA	NA			Y	Absent		8011(14)
L2649869-06E	Vial Na2S2O3 preserved	NA	NA			Y	Absent		8011(14)
L2649869-06F	Plastic 250ml HNO3 preserved	NA	<2	<2		Y	Absent		PB-6020S-PPB(180)
L2649869-07A	Vial HCl preserved	NA	NA			Y	Absent		PA-8260(14)
L2649869-07B	Vial HCl preserved	NA	NA			Y	Absent		PA-8260(14)
L2649869-07C	Vial HCl preserved	NA	NA			Y	Absent		PA-8260(14)
L2649869-07D	Vial Na2S2O3 preserved	NA	NA			Y	Absent		8011(14)
L2649869-07E	Vial Na2S2O3 preserved	NA	NA			Y	Absent		8011(14)
L2649869-07F	Plastic 250ml HNO3 preserved	NA	<2	<2		Y	Absent		PB-6020S-PPB(180)
L2649869-08A	Vial HCl preserved	NA	NA			Y	Absent		PA-8260(14)
L2649869-08B	Vial HCl preserved	NA	NA			Y	Absent		PA-8260(14)
L2649869-08C	Vial HCl preserved	NA	NA			Y	Absent		PA-8260(14)
L2649869-08D	Vial Na2S2O3 preserved	NA	NA			Y	Absent		8011(14)
L2649869-08E	Vial Na2S2O3 preserved	NA	NA			Y	Absent		8011(14)
L2649869-08F	Plastic 250ml HNO3 preserved	NA	<2	<2		Y	Absent		PB-6020S-PPB(180)
L2649869-09A	Vial HCl preserved	NA	NA			Y	Absent		PA-8260(14)
L2649869-09B	Vial HCl preserved	NA	NA			Y	Absent		PA-8260(14)

*Values in parentheses indicate holding time in days

Container Information

Container ID	Container Type	Cooler	Initial pH	Final pH	Temp deg C	Pres	Seal	Frozen Date/Time	Analysis(*)
L2649869-09C	Vial HCl preserved	NA	NA			Y	Absent		PA-8260(14)
L2649869-09D	Vial Na2S2O3 preserved	NA	NA			Y	Absent		8011(14)
L2649869-09E	Vial Na2S2O3 preserved	NA	NA			Y	Absent		8011(14)
L2649869-09F	Plastic 250ml HNO3 preserved	NA	<2	<2		Y	Absent		PB-6020S-PPB(180)
L2649869-10A	Vial HCl preserved	NA	NA			Y	Absent		PA-8260(14)
L2649869-10B	Vial HCl preserved	NA	NA			Y	Absent		PA-8260(14)
L2649869-10C	Vial HCl preserved	NA	NA			Y	Absent		PA-8260(14)
L2649869-10D	Vial Na2S2O3 preserved	NA	NA			Y	Absent		8011(14)
L2649869-10E	Vial Na2S2O3 preserved	NA	NA			Y	Absent		8011(14)
L2649869-10F	Plastic 250ml HNO3 preserved	NA	<2	<2		Y	Absent		PB-6020S-PPB(180)
L2649869-11A	Vial HCl preserved	NA	NA			Y	Absent		PA-8260(14)
L2649869-11B	Vial HCl preserved	NA	NA			Y	Absent		PA-8260(14)
L2649869-11C	Vial HCl preserved	NA	NA			Y	Absent		PA-8260(14)
L2649869-11D	Vial Na2S2O3 preserved	NA	NA			Y	Absent		8011(14)
L2649869-11E	Vial Na2S2O3 preserved	NA	NA			Y	Absent		8011(14)
L2649869-11F	Plastic 250ml HNO3 preserved	NA	<2	<2		Y	Absent		PB-6020S-PPB(180)
L2649869-12A	Vial HCl preserved	NA	NA			Y	Absent		PA-8260(14)
L2649869-12B	Vial HCl preserved	NA	NA			Y	Absent		PA-8260(14)
L2649869-12C	Vial HCl preserved	NA	NA			Y	Absent		PA-8260(14)
L2649869-12D	Vial Na2S2O3 preserved	NA	NA			Y	Absent		8011(14)
L2649869-12E	Vial Na2S2O3 preserved	NA	NA			Y	Absent		8011(14)
L2649869-12F	Plastic 250ml HNO3 preserved	NA	<2	<2		Y	Absent		PB-6020S-PPB(180)

*Values in parentheses indicate holding time in days

Project Name:	E-25060-RL-2530065	**Lab Number:**	L2649869
Project Number:	058161	**Report Date:**	08/10/26

GLOSSARY

Acronyms

DL	- Detection Limit: This value represents the level to which target analyte concentrations are reported as estimated values, when those target analyte concentrations are quantified below the limit of quantitation (LOQ). The DL includes any adjustments from dilutions, concentrations or moisture content, where applicable. (DoD report formats only.)
EDL	- Estimated Detection Limit: This value represents the level to which target analyte concentrations are reported as estimated values, when those target analyte concentrations are quantified below the reporting limit (RL). The EDL includes any adjustments from dilutions, concentrations or moisture content, where applicable. The use of EDLs is specific to the analysis of PAHs using Solid-Phase Microextraction (SPME).
EMPC	- Estimated Maximum Possible Concentration: The concentration that results from the signal present at the retention time of an analyte when the ions meet all of the identification criteria except the ion abundance ratio criteria. An EMPC is a worst-case estimate of the concentration.
EPA	- Environmental Protection Agency.
LCS	- Laboratory Control Sample: A sample matrix, free from the analytes of interest, spiked with verified known amounts of analytes or a material containing known and verified amounts of analytes.
LCSD	- Laboratory Control Sample Duplicate: Refer to LCS.
LFB	- Laboratory Fortified Blank: A sample matrix, free from the analytes of interest, spiked with verified known amounts of analytes or a material containing known and verified amounts of analytes.
LOD	- Limit of Detection: This value represents the level to which a target analyte can reliably be detected for a specific analyte in a specific matrix by a specific method. The LOD includes any adjustments from dilutions, concentrations or moisture content, where applicable. (DoD report formats only.)
LOQ	- Limit of Quantitation: The value at which an instrument can accurately measure an analyte at a specific concentration. The LOQ includes any adjustments from dilutions, concentrations or moisture content, where applicable. (DoD report formats only.) Limit of Quantitation: The value at which an instrument can accurately measure an analyte at a specific concentration. The LOQ includes any adjustments from dilutions, concentrations or moisture content, where applicable. (DoD report formats only.)
MDL	- Method Detection Limit: This value represents the level to which target analyte concentrations are reported as estimated values, when those target analyte concentrations are quantified below the reporting limit (RL). The MDL includes any adjustments from dilutions, concentrations or moisture content, where applicable.
MS	- Matrix Spike Sample: A sample prepared by adding a known mass of target analyte to a specified amount of matrix sample for which an independent estimate of target analyte concentration is available. For Method 332.0, the spike recovery is calculated using the native concentration, including estimated values.
MSD	- Matrix Spike Sample Duplicate: Refer to MS.
NA	- Not Applicable.
NC	- Not Calculated: Term is utilized when one or more of the results utilized in the calculation are non-detect at the parameter's reporting unit.
NDPA/DPA	- N-Nitrosodiphenylamine/Diphenylamine.
NI	- Not Ignitable.
NP	- Non-Plastic: Term is utilized for the analysis of Atterberg Limits in soil.
NR	- No Results: Term is utilized when 'No Target Compounds Requested' is reported for the analysis of Volatile or Semivolatile Organic TIC only requests.
RL	- Reporting Limit: The value at which an instrument can accurately measure an analyte at a specific concentration. The RL includes any adjustments from dilutions, concentrations or moisture content, where applicable.
RPD	- Relative Percent Difference: The results from matrix and/or matrix spike duplicates are primarily designed to assess the precision of analytical results in a given matrix and are expressed as relative percent difference (RPD). Values which are less than five times the reporting limit for any individual parameter are evaluated by utilizing the absolute difference between the values; although the RPD value will be provided in the report.
SRM	- Standard Reference Material: A reference sample of a known or certified value that is of the same or similar matrix as the associated field samples.
STLP	- Semi-dynamic Tank Leaching Procedure per EPA Method 1315.
TEF	- Toxic Equivalency Factors: The values assigned to each dioxin and furan to evaluate their toxicity relative to 2,3,7,8-TCDD.
TEQ	- Toxic Equivalent: The measure of a sample's toxicity derived by multiplying each dioxin and furan by its corresponding TEF and then summing the resulting values.
TIC	- Tentatively Identified Compound: A compound that has been identified to be present and is not part of the target compound list (TCL) for the method and/or program. All TICs are qualitatively identified and reported as estimated concentrations.

Report Format: DU Report with 'J' Qualifiers

Project Name:	E-25060-RL-2530065	**Lab Number:**	L2649869
Project Number:	058161	**Report Date:**	08/10/26

Footnotes

1 - The reference for this analyte should be considered modified since this analyte is absent from the target analyte list of the original method.

Terms

Analytical Method: Both the document from which the method originates and the analytical reference method. (Example: EPA 8260B is shown as 1,8260B.) The codes for the reference method documents are provided in the References section of the Addendum.

Chlordane: The target compound Chlordane (CAS No. 57-74-9) is reported for GC ECD analyses. Per EPA,this compound "refers to a mixture of chlordane isomers, other chlorinated hydrocarbons and numerous other components." (Reference: USEPA Toxicological Review of Chlordane, In Support of Summary Information on the Integrated Risk Information System (IRIS), December 1997.)

Difference: With respect to Total Oxidizable Precursor (TOP) Assay analysis, the difference is defined as the Post-Treatment value minus the Pre-Treatment value.

Final pH: As it pertains to Sample Receipt & Container Information section of the report, Final pH reflects pH of container determined after adjustment at the laboratory, if applicable. If no adjustment required, value reflects Initial pH.

Frozen Date/Time: With respect to Volatile Organics in soil, Frozen Date/Time reflects the date/time at which associated Reagent Water-preserved vials were initially frozen. Note: If frozen date/time is beyond 48 hours from sample collection, value will be reflected in 'bold'.

Gasoline Range Organics (GRO): Gasoline Range Organics (GRO) results include all chromatographic peaks eluting from Methyl tert butyl ether through Naphthalene, with the exception of GRO analysis in support of State of Ohio programs, which includes all chromatographic peaks eluting from Hexane through Dodecane.

Initial pH: As it pertains to Sample Receipt & Container Information section of the report, Initial pH reflects pH of container determined upon receipt, if applicable.

PAH Total: With respect to Alkylated PAH analyses, the 'PAHs, Total' result is defined as the summation of results for all or a subset of the following compounds: Naphthalene, C1-C4 Naphthalenes, 2-Methylnaphthalene, 1-Methylnaphthalene, Biphenyl, Acenaphthylene, Acenaphthene, Fluorene, C1-C3 Fluorenes, Phenanthrene, C1-C4 Phenanthrenes/Anthracenes, Anthracene, Fluoranthene, Pyrene, C1-C4 Fluoranthenes/Pyrenes, Benz(a)anthracene, Chrysene, C1-C4 Chrysenes, Benzo(b)fluoranthene, Benzo(j)+(k)fluoranthene, Benzo(e)pyrene, Benzo(a)pyrene, Perylene, Indeno(1,2,3-cd)pyrene, Dibenz(ah)+(ac)anthracene, Benzo(g,h,i)perylene. If a 'Total' result is requested, the results of its individual components will also be reported.

PFAS Total: With respect to PFAS analyses, the 'PFAS, Total (5)' result is defined as the summation of results for: PFHpA, PFHxS, PFOA, PFNA and PFOS. In addition, the 'PFAS, Total (6)' result is defined as the summation of results for: PFHpA, PFHxS, PFOA, PFNA, PFDA and PFOS. For MassDEP DW compliance analysis only, the 'PFAS, Total (6)' result is defined as the summation of results at or above the RL. Note: If a 'Total' result is requested, the results of its individual components will also be reported.

Total: With respect to Organic analyses, a 'Total' result is defined as the summation of results for individual isomers or Aroclors. If a 'Total' result is requested, the results of its individual components will also be reported. This is applicable to 'Total' results for methods 8260, 8081 and 8082.

Data Qualifiers

A - Spectra identified as "Aldol Condensates" are byproducts of the extraction/concentration procedures when acetone is introduced in the process.

B - The analyte was detected above the reporting limit in the associated method blank. Flag only applies to associated field samples that have detectable concentrations of the analyte at less than ten times (10x) the concentration found in the blank. For MCP-related projects, flag only applies to associated field samples that have detectable concentrations of the analyte at less than ten times (10x) the concentration found in the blank. For DOD-related projects, flag only applies to associated field samples that have detectable concentrations of the analyte at less than ten times (10x) the concentration found in the blank AND the analyte was detected above one-half the reporting limit (or above the reporting limit for common lab contaminants) in the associated method blank. For NJ-Air-related projects, flag only applies to associated field samples that have detectable concentrations of the analyte above the reporting limit. For NJ-related projects (excluding Air), flag only applies to associated field samples that have detectable concentrations of the analyte, which was detected above the reporting limit in the associated method blank or above five times the reporting limit for common lab contaminants (Phthalates, Acetone, Methylene Chloride, 2-Butanone).

C - Co-elution: The target analyte co-elutes with a known lab standard (i.e. surrogate, internal standards, etc.) for co-extracted analyses.

D - Concentration of analyte was quantified from diluted analysis. Flag only applies to field samples that have detectable concentrations of the analyte.

E - Concentration of analyte exceeds the range of the calibration curve and/or linear range of the instrument.

F - The ratio of quantifier ion response to qualifier ion response falls outside of the laboratory criteria. Results are considered to be an estimated maximum concentration.

G - The concentration may be biased high due to matrix interferences (i.e, co-elution) with non-target compound(s). The result should be considered estimated.

H - The analysis of pH was performed beyond the regulatory-required holding time of 15 minutes from the time of sample collection.

I - The lower value for the two columns has been reported due to obvious interference.

J - Estimated value. The Target analyte concentration is below the quantitation limit (RL), but above the Method Detection Limit (MDL) or Estimated Detection Limit (EDL) for SPME-related analyses. This represents an estimated concentration for Tentatively Identified Compounds (TICs). For calculated parameters, this represents that one or more values used in the calculation were

Project Name:	E-25060-RL-2530065	**Lab Number:**	L2649869
Project Number:	058161	**Report Date:**	08/10/26

Data Qualifiers

estimated.

M - Reporting Limit (RL) exceeds the MCP CAM Reporting Limit for this analyte.

ND - Not detected at the method detection limit (MDL) for the sample, or estimated detection limit (EDL) for SPME-related analyses.

NJ - Presumptive evidence of compound. This represents an estimated concentration for Tentatively Identified Compounds (TICs), where the identification is based on a mass spectral library search.

P - The RPD between the results for the two columns exceeds the method-specified criteria.

Q - The quality control sample exceeds the associated acceptance criteria. For DOD-related projects, LCS and/or Continuing Calibration Standard exceedences are also qualified on all associated sample results. Note: This flag is not applicable for matrix spike recoveries when the sample concentration is greater than 4x the spike added or for batch duplicate RPD when the sample concentrations are less than 5x the RL. (Metals only.)

R - Analytical results are from sample re-analysis.

RE - Analytical results are from sample re-extraction.

S - Analytical results are from modified screening analysis.

V - The surrogate associated with this target analyte has a recovery outside the QC acceptance limits. (Applicable to MassDEP DW Compliance samples only.)

Z - The batch matrix spike and/or duplicate associated with this target analyte has a recovery/RPD outside the QC acceptance limits. (Applicable to MassDEP DW Compliance samples only.)

Project Name: E-25060-RL-2530065 **Lab Number:** L2649869

Project Number: 058161 **Report Date:** 08/10/26

REFERENCES

1 Test Methods for Evaluating Solid Waste: Physical/Chemical Methods. EPA SW-846. Third Edition. Updates I - VI, 2018.

LIMITATION OF LIABILITIES

Pace Analytical Services performs services with reasonable care and diligence normal to the analytical testing laboratory industry. In the event of an error, the sole and exclusive responsibility of Pace Analytical Services shall be to re-perform the work at it's own expense. In no event shall Pace Analytical Services be held liable for any incidental, consequential or special damages, including but not limited to, damages in any way connected with the use of, interpretation of, information or analysis provided by Pace Analytical Services.

We strongly urge our clients to comply with EPA protocol regarding sample volume, preservation, cooling, containers, sampling procedures, holding time and splitting of samples in the field.

ENV-FORM-WES2-0065 v03 Certificate/Approval Program Summary

Certification Information

The following analytes are not included in our Primary NELAP Scope of Accreditation:

PAS-WES2 Westborough Facility – 8 Walkup Dr. Westborough, MA 01581
EPA 8260D: NPW: 1,2,4,5-Tetramethylbenzene; 4-Ethyltoluene; SCM: Iodomethane (methyl iodide), 1,2,4,5-Tetramethylbenzene; 4-Ethyltoluene.
EPA 8270E: NPW: Dimethylnaphthalene,1,4-Diphenylhydrazine, alpha-Terpineol, Azobenzene; SCM: Dimethylnaphthalene,1,4-Diphenylhydrazine.
SM4500: NPW: Amenable Cyanide; SCM: Total Phosphorus, TKN, NO2, NO3.

PAS-MANS Mansfield Facility – 320 Forbes Blvd. Mansfield, MA 02048
SM 2540D: TSS.
Biological Tissue Matrix: EPA 3050B

PAS-MAN1 Mansfield Facility – 120 Forbes Blvd. Mansfield, MA 02048
EPA TO-15: Halothane, 2,4,4-Trimethyl-2-pentene, 2,4,4-Trimethyl-1-pentene, Thiophene, 2-Methylthiophene, 3-Methylthiophene, 2-Ethylthiophene, 1,2,3-Trimethylbenzene, Indan, Indene, 1,2,4,5-Tetramethylbenzene, Benzothiophene, 1-Methylnaphthalene.
MADEP-APH.

PAS-ELON East Longmeadow Facility – 39 Spruce Street East Longmeadow, MA 01028
EPA 524.2: 1,3,5-Trichlorobenzene, m/p-Xylene, o-xylene.
EPA 625.1: 1,2-Dichlorobenzene, 1,3-Dichlorobenzene, 1,4-Dichlorobenzene, N-Nitrosodiphenylamine**.**
EPA 8081B NPW and SCM: Alachlor, Endrin Ketone, Hexachlorobenzene.
EPA 8260D NPW: Tetrahydrofuran, 1,3,5-Trichlorobenzene; **SCM:** TAME, TBEE, Diethyl ether, DIPE, Tetrahydrofuran. 1,3,5-Trichlorobenzene, Freon-113**.**
EPA 8270E: NPW: Carbazole, 1-Methylnaphthalene, Pentachloronitrobenzene; **SCM:** Carbazole, 1-Methylnaphthalene**.**
EPA TO-13: Air: Benzo(e)pyrene, 1-Methylnaphthalene, 2-Methylnaphthalene, Perylene.
EPA TO-4A Pesticide Air: delta-BHC, Endosulfan I, Endosulfan II, Endosulfan Sulfate, Endrin, Endrin Aldehyde, Endrin Ketone, Hexachlorobenzene, Methoxychlor.
SM4500: NPW: Amenable Cyanide; **SCM:** Total Phosphorus, TKN, NH3, NECi: NO2, NO3, ASTMD516**.**

The following test method is not included in our New Jersey Secondary NELAP Scope of Accreditation:

PAS-MANS Mansfield Facility – 320 Forbes Blvd. Mansfield, MA 02048
Determination of Selected Perfluorinated Alkyl Substances by Solid Phase Extraction and Liquid Chromatography/Tandem Mass Spectrometry Isotope Dilution (via Alpha SOP 23528)

The following analytes are included in our Massachusetts DEP Scope of Accreditation:

PAS-WES2 Westborough Facility – 8 Walkup Dr. Westborough, MA 01581

Drinking Water
EPA 300.0: Chloride, Nitrate-N, Fluoride, Sulfate; **EPA 353.2**: Nitrate-N, Nitrite-N; **SM4500NO3-F**: Nitrate-N, Nitrite-N; **SM4500F-C, SM4500CN-CE, EPA 180.1, SM2130B, SM4500Cl-D, SM2320B, SM2540C, SM4500H-B, SM4500NO2-B**
EPA 504.1: EDB, DBCP.
Microbiology: **SM9215B; SM9223-P/A, SM9223B-Colilert-QT,**.

Non-Potable Water
SM4500H,B, EPA 120.1, SM2510B, SM2540C, SM2320B, SM4500CL-E, SM4500F-BC, SM4500NH3-BH: Ammonia-N and Kjeldahl-N, **EPA 350.1**: Ammonia-N, **LACHAT 10-107-06-1-B**: Ammonia-N, **EPA 351.1, SM4500NO3-F, EPA 353.2**: Nitrate-N**, SM4500P-E, SM4500P-B, E, SM4500SO4-E, SM5220D, EPA 410.4, SM5210B, SM4500CL-G, EPA 1664, EPA 420.1, SM4500-CN-CE, SM2540D, EPA 300: Chloride, Sulfate, Nitrate.**
Microbiology: **SM9223B-Colilert-QT; Enterolert-QT.**

PAS-MANS Mansfield Facility – 320 Forbes Blvd. Mansfield, MA 02048

Drinking Water
EPA 200.7: Al, Ba, Cd, Cr, Cu, Fe, Mn, Ni, Na, Ag, Ca, Zn. **EPA 200.8:** Al, Sb, As, Ba, Be, Cd, Cr, Cu, Pb, Mn, Ni, Se, Ag, TL, Zn. **EPA 245.1** Hg.
EPA 522, EPA 537.1.

Non-Potable Water
EPA 200.7: Al, Sb, As, Be, Cd, Ca, Cr, Co, Cu, Fe, Pb, Mg, Mn, Mo, Ni, K, Se, Ag, Na, Sr, TL, Ti, V, Zn.
EPA 200.8: Al, Sb**,** As, Be, Cd, Ca, Cr, Cu, Fe, Pb, Mg, Mn, Ni, K, Se, Ag, Na, TL, Zn.
EPA 245.1: Hg. **EPA 245.7:** Hg.
SM2340B

ENV-FORM-WES2-0065 v03 Certificate/Approval Program Summary

PAS-ELON East Longmeadow Facility – 39 Spruce Street East Longmeadow, MA 01028

Drinking Water
EPA 300.0: NO3, NO2, Fl, Cl, SO4. **NECI Reductase**: NO3, NO2.
SM4500F-C, SM4500Cl-B, SM4500CN-C,E, EPA 180.1, SM2320B, SM 2540C, SM4500H-B, SM4500SO4-E.
EPA 537.1; EPA 524.2: THMs and VOCs; **EPA 504.1:** EDB, DBCP.
Microbiology: SM9223-P/A: TC/EC; SM9223B-Colilert-enumeration: TC/EC; HPC-Simplate.

Non-Potable Water
SM4500H-B, SM2510B, SM2540C, SM2320B, SM4500Cl-B, SM4500NH3-B, C, EPA 350.1, NECi: NO3, **SM4500NH3-B, C: TKN, SM4500P-E: Ortho Phosphate, SM4500P-B, E: Total Phosphorus, EPA 410.4, SM5210B, SM5310C, SM4500CN-C, E, SM2540D, SM4500Cl-G, SM4500SO4-E, EPA 1664, EPA 420.1, EPA 300.0:** Cl, SO4, NO3.
EPA 624.1: Volatile Halocarbons, Volatile Aromatics.
EPA 608.3: Chlordane, Toxaphene, Aldrin, Alpha-BHC, Beta-BHC, Gamma-BHC, Delta-BHC, Dieldrin, DDD, DDE, DDT, Endosulfan I, Endosulfan II, Endosulfan Sulfate, Endrin, Endrin Aldehyde, Heptachlor, Heptachlor Epoxide, PCBs.
EPA 625.1: SVOC-Acid Extractables and Base/Neutrals
Microbiology: SM9223B-Colilert: E. coli (Ambient and Wastewater), **SM9223B-Colilert-18:** Fecal Coliform (Wastewater).

Certification IDs:

PAS-WES2 Westborough Facility – 8 Walkup Dr. Westborough, MA 01581
CT PH-0826, IL 200077, IN C-MA-03, KY KY98045, ME MA00086, MD 348, MA M-MA086, NH 2064, NJ MA935, NY 11148, NC (NPW/SCM) 666, OR MA-1316, PA 68-03671, RI LAO00065, TX T104704476, VT VT-0935, VA 460195.

PAS-MANS Mansfield Facility – 320 Forbes Blvd. Mansfield, MA 02048
ANAB/DoD L2474, CA 3117, CO MA00030, CT PH-0825, IL 200081, IN C-MA-04, KY KY98046, LA 85084, ME MA00030, MD 350, MA M-MA00030, MI 9110, MN 025-999-495, NV MA00030, NH 2062, NJ MA015, NY 11627, NC (NPW/SCM) 685, OR MA-0262, PA 68-02089, RI LAO00299, TX T-104704419, UT MA00030, VT VT-0015, VA 460194, WA C954.

PAS-MAN1 Mansfield Air Lab Facility – 120 Forbes Blvd. Mansfield, MA 02048
ANAB/DoD L2474, LA 245052, ME MA01156, MN 025-999-498, NH 2249, NJ MA025, NY 12191, OR 4203, TX T104704583, VA 460311, WA C1104.

PAS-ELON East Longmeadow Facility – 39 Spruce St. East Longmeadow, MA 01028
CT PH-0821, ME MA00100, MI 9100, NC (DENR) 652, NC (DW) 25703, MA M-MA100, NH (Secondary) 2516, NH (Primary) 2557, NJ MA007, NY 10899, PA 68-05812, RI LAO00373, VA 460217, VT-255716, WV DEP 419, WV-DW 9979C, LA 05130, LA-DW LA042, MD-DW 373, OH 87781.

For a complete listing of analytes and methods, please contact your Project Manager.

8/5/26 (SMS 8/6)

CHAIN OF CUSTODY

PAGE 1 OF 2

Date Rec'd in Lab: ~~8/4/26~~

Pace Job #: L2649869

Pace Analytical Services
WESTBORO, MA TEL: 508-898-9220 FAX: 508-898-9193
MANSFIELD, MA TEL: 508-822-9300 FAX: 508-822-3288

Client Information

Client: Sunoco Pipeline(SPLP)
Address: 100 Green St
Marcus Hook, PA
Phone: 610-859-6297
Fax:
Email: bradford.fish@energytransfer.com
☐ These samples have been previously analyzed by Pace

Project Information

Project Name: E-25060-RL-2530065
Project Location: Washington Crossing, PA
Project #: 058161
Project Manager: Mark Schaeffer
Pace Quote #:

Turn-Around Time

☐ Standard ☒ RUSH (only confirmed if pre-approved)
Date Due: 5-day TAT Time:

Report Information - Data Deliverables

☐ FAX ☐ EMAIL
☐ ADEx ☐ Add'l Deliverables

Billing Information

☐ Same as Client info PO #:

Regulatory Requirements/Report Limits

State /Fed Program	Criteria

Other Project Specific Requirements/Comments/Detection Limits:
Data Package: Level IV including CTEH & Environemental Standards EDDs; Bill to SPLP; VOC8260 list – benzene, toluene, ethylbenzene, total xylenes, methyl tert-butyl ether (MTBE), naphthalene, isopropylbenzene, 1,3,5-trimethylbenzene, 1,2,4-trimethylbenzene, 1,2-dichloroethane (EDC)

SAMPLE HANDLING
Filtration
☒ Done
☐ Not needed
☐ Lab to do
Preservation
☐ Lab to do
(Please specify below)

Pace Lab ID (Lab Use Only)	Sample ID	Collection Date	Collection Time	Sample Matrix	Sampler's Initials	VOCs- USEPA 8260C	EDB- USEPA 8011	Lead(dissolved)- USEPA 6020B	Sample Specific Comments	TOTAL # BOTTLES
49869 -01	UMPA20260803MW2S	8/03/26	1605	GW	MC	X	X	X		6
-02	UMPA20260804MW2D	8/04/26	1030	GW	MC	X	X	X		6
-03	UMPA260804DUP01	8/04/26	--	GW	MC	X	X	X	Duplicate	6
-04	UMPA260804WELLB	8/04/26	1140	GW	GH	X	X	X		6
-05	UMPA260804WELLD	8/04/26	1135	GW	AA	X	X	X		6
-06	UMPA260804WELLE	8/04/26	1340	GW	ND	X	X	X		6
-07	UMPA260804WELLC	8/04/26	1425	GW	GH	X	X	X		6
-08	UMPA260804MW3S	8/04/26	1225	GW	MC	X	X	X		6
-09	UMPA260804MW3D	8/04/26	1410	GW	MC	X	X	X		6
-10	UMPA260804RW2	8/04/26	1545	GW	GH	X	X	X		6
					Container Type	V B	V H	P C		
					Preservative					

Relinquished By:	Date/Time	Received By:	Date/Time
Anthony Adams Stantec	8/4/26 1750	[signature]	8/4/26 1750
[signature]	8-4-26 2000	[signature]	8-4-26 2000
[signature]	8-4-26 2330	Anthony Green	AUG 04 2026 2310
Anthony Green			
AL 8-5 0200	AL 8-5 0530		08/05/26-0330

Please print clearly, legibly and completely. Samples can not be logged in and turnaround time clock will not start until any ambiguities are resolved. All samples submitted are subject to Pace's Terms and Conditions. See reverse side.

FORM NO: 01-01 (rev. 25-FEB-25)

CHAIN OF CUSTODY

PAGE 2 OF 2

Date Rec'd in Lab: 8/5/26

Pace Job #: L2649869

WESTBORO, MA
TEL: 508-898-9220
FAX: 508-898-9193

MANSFIELD, MA
TEL: 508-822-9300
FAX: 508-822-3288

Client Information

Client: Sunoco Pipeline(SPLP)
Address: 100 Green St
Marcus Hook, PA
Phone: 610-859-6297
Fax:
Email: bradford.fish@energytransfer.com
☐ These samples have been previously analyzed by Pace

Project Information

Project Name: E-25060-RL-2530065
Project Location: Washington Crossing, PA
Project #: 058161
Project Manager: Mark Schaeffer
Pace Quote #:

Turn-Around Time

☐ Standard ☒ RUSH (only confirmed if pre-approved)
Date Due: 5-day TAT Time:

Report Information - Data Deliverables

☐ FAX ☐ EMAIL
☐ ADEx ☐ Add'l Deliverables

Billing Information

☐ Same as Client info PO #:

Regulatory Requirements/Report Limits

State /Fed Program	Criteria

Other Project Specific Requirements/Comments/Detection Limits:
Data Package: Level IV including CTEH & Environemental Standards EDDs; Bill to SPLP; VOC8260 list – benzene, toluene, ethylbenzene, total xylenes, methyl tert-butyl ether (MTBE), naphthalene, isopropylbenzene, 1,3,5-trimethylbenzene, 1,2,4-trimethylbenzene, 1,2-dichloroethane (EDC)

Pace Lab ID (Lab Use Only)	Sample ID	Collection Date	Collection Time	Sample Matrix	Sampler's Initials	VOCs- USEPA 8260C	EDB- USEPA 8011	Lead(dissolved)- USEPA 6020B	Sample Specific Comments	Total # Bottles
49869 -11	UMPA260804MW20D	8/04/26	1640	GW	ND	X	X	X		6
-12	UMPA260804MW19D	8/04/26	1720	GW	AA	X	X	X		6

SAMPLE HANDLING
Filtration ☒ Done ☐ Not needed ☐ Lab to do
Preservation ☐ Lab to do
(Please specify below)

Container Type	V	V	P
Preservative	B	H	C

Relinquished By:	Date/Time	Received By:	Date/Time
Anthony Adams Anthony Stanko	8/4/26 1750	[signature]	8/4/26 1750
[signature]	8-4-26 2000	[signature]	8-4-26 2000
Anthony Green	8-4-26 2250	Anthony Green	AUG 04 2026 2310

Please print clearly, legibly and completely. Samples can not be logged in and turnaround time clock will not start until any ambiguities are resolved. All samples submitted are subject to Pace's Terms and Conditions. See reverse side.

FORM NO: 01-01 (rev. 25-FEB-25)

AL 8-5 0200 AL 8-5 0330

08/05/26-0320

Sample Delivery Group Summary

Pace Job Number : L2649869

Received : 04-AUG-2026
Reviewer : Sara Salome

Account Name : Stantec, Inc.
Project Number : 058161
Project Name : E-25060-RL-2530065

Delivery Information

Samples Delivered By : Pace Courier

Chain of Custody : Present

Cooler Information

Cooler	Seal/Seal#	Preservation	Temperature(°C)	Additional Information
A	Absent/	Ice	3.9	
B	Absent/	Ice	3.6	

Condition Information

1) All samples on COC received?	**YES**
2) Extra samples received?	**NO**
3) Are there any sample container discrepancies?	**NO**
4) Are there any discrepancies between COC & sample labels?	**NO**
5) Are samples in appropriate containers for requested analysis?	**YES**
6) Are samples properly preserved for requested analysis?	**YES**
7) Are samples within holding time for requested analysis?	**YES**
8) All sampling equipment returned?	**NA**

Volatile Organics/VPH

1) Reagent Water Vials Frozen by Client?	**NO**

ANALYTICAL REPORT

Lab Number:	L2649870
Client:	Stantec, Inc. 1060 Andrew Drive Suite 140 West Chester, PA 19380
ATTN:	Mark Schaeffer
Phone:	(610) 407-7943
Project Name:	E-25060-RL-2530065
Project Number:	058161
Report Date:	08/10/26

The original project report/data package is held by Pace Analytical Services. This report/data package is paginated and should be reproduced only in its entirety. Pace Analytical Services holds no responsibility for results and/or data that are not consistent with the original.

Eight Walkup Drive, Westborough, MA 01581-1019
508-898-9220 (Fax) 508-898-9193 800-624-9220 - www.alphalab.com

Project Name: E-25060-RL-2530065
Project Number: 058161

Lab Number: L2649870
Report Date: 08/10/26

Lab Sample ID	Client ID	Matrix	Sample Location	Collection Date/Time	Receive Date
L2649870-01	UMPA260804TB	WATER	WASHINGTON CROSSING, PA	08/04/26 00:00	08/04/26

Project Name:	E-25060-RL-2530065	**Lab Number:**	L2649870
Project Number:	058161	**Report Date:**	08/10/26

Case Narrative

The samples were received in accordance with the Chain of Custody and no significant deviations were encountered during the preparation or analysis unless otherwise noted. Sample Receipt, Container Information, and the Chain of Custody are located at the back of the report.

Results contained within this report relate only to the samples submitted under this Pace Lab Number and meet NELAP requirements for all NELAP accredited parameters unless otherwise noted in the following narrative. The data presented in this report is organized by parameter (i.e. VOC, SVOC, etc.). Sample specific Quality Control data (i.e. Surrogate Spike Recovery) is reported at the end of the target analyte list for each individual sample, followed by the Laboratory Batch Quality Control at the end of each parameter. Tentatively Identified Compounds (TICs), if requested, are reported for compounds identified to be present and are not part of the method/program Target Compound List, even if only a subset of the TCL are being reported. If a sample was re-analyzed or re-extracted due to a required quality control corrective action and if both sets of data are reported, the Laboratory ID of the re-analysis or re-extraction is designated with an "R" or "RE", respectively.

When multiple Batch Quality Control elements are reported (e.g. more than one LCS), the associated samples for each element are noted in the grey shaded header line of each data table. Any Laboratory Batch, Sample Specific % recovery or RPD value that is outside the listed Acceptance Criteria is bolded in the report. In reference to questions H (CAM) or 4 (RCP) when "NO" is checked, the performance criteria for CAM and RCP methods allow for some quality control failures to occur and still be within method compliance. In these instances, the specific failure is not narrated but noted in the associated QC Outlier Summary Report, located directly after the Case Narrative. QC information is also incorporated in the Data Usability Assessment table (Format 11) of our Data Merger tool, where it can be reviewed in conjunction with the sample result, associated regulatory criteria and any associated data usability implications.

Soil/sediments and solids are reported on a dry weight basis unless otherwise noted. Tissues are reported "as received" or on a wet weight basis, unless otherwise noted. Definitions of all data qualifiers and acronyms used in this report are provided in the Glossary located at the back of the report.

HOLD POLICY - For samples submitted on hold, Pace's policy is to hold samples (with the exception of Air canisters) free of charge for 21 calendar days from the date the project is completed. After 21 calendar days, we will dispose of all samples submitted including those put on hold unless you have contacted your Pace Project Manager and made arrangements for Pace to continue to hold the samples. Air canisters will be disposed after 3 business days from the date the project is completed.

Please contact Project Management at 800-624-9220 with any questions.

Project Name:	E-25060-RL-2530065	**Lab Number:**	L2649870
Project Number:	058161	**Report Date:**	08/10/26

Case Narrative (continued)

Report Submission

All non-detect (ND) or estimated concentrations (J-qualified) have been quantitated to the limit noted in the MDL column.

I, the undersigned, attest under the pains and penalties of perjury that, to the best of my knowledge and belief and based upon my personal inquiry of those responsible for providing the information contained in this analytical report, such information is accurate and complete. This certificate of analysis is not complete unless this page accompanies any and all pages of this report.

Authorized Signature: Kylie Morse

Title: Technical Director/Representative Date: 08/10/26

QC OUTLIER SUMMARY REPORT

Project Name: E-25060-RL-2530065

Project Number: 058161

Lab Number: L2649870

Report Date: 08/10/26

Method	Client ID (Native ID)	Lab ID	Parameter	QC Type	Recovery/RPD (%)	QC Limits (%)	Associated Samples	Data Quality Assessment

There are no QC Outliers associated with this report.

ORGANICS

VOLATILES

Project Name: E-25060-RL-2530065 **Lab Number:** L2649870

Project Number: 058161 **Report Date:** 08/10/26

SAMPLE RESULTS

Lab ID: L2649870-01
Client ID: UMPA260804TB
Sample Location: WASHINGTON CROSSING, PA

Date Collected: 08/04/26 00:00
Date Received: 08/04/26
Field Prep: None

Sample Depth:
Matrix: Water
Analytical Method: 1,8011
Analytical Date: 08/06/26 14:09
Analyst: HNY

Extraction Method: EPA 8011
Extraction Date: 08/06/26 08:35

Parameter	Result	Qualifier	Units	RL	MDL	Dilution Factor	Column
Microextractables by GC - Westborough Lab							
1,2-Dibromoethane	ND		ug/l	0.010	0.005	1	A

Project Name: E-25060-RL-2530065 **Lab Number:** L2649870

Project Number: 058161 **Report Date:** 08/10/26

SAMPLE RESULTS

Lab ID: L2649870-01 Date Collected: 08/04/26 00:00

Client ID: UMPA260804TB Date Received: 08/04/26

Sample Location: WASHINGTON CROSSING, PA Field Prep: None

Sample Depth:

Matrix: Water

Analytical Method: 1,8260D

Analytical Date: 08/06/26 10:13

Analyst: KJW

Parameter	Result	Qualifier	Units	RL	MDL	Dilution Factor
Volatile Organics by GC/MS - Westborough Lab						
Methyl tert butyl ether	ND		ug/l	1.0	0.17	1
Benzene	ND		ug/l	0.50	0.16	1
1,2-Dichloroethane	ND		ug/l	0.50	0.13	1
Toluene	ND		ug/l	0.75	0.20	1
Ethylbenzene	ND		ug/l	0.50	0.17	1
p/m-Xylene	ND		ug/l	1.0	0.33	1
o-Xylene	ND		ug/l	1.0	0.39	1
Xylenes, Total	ND		ug/l	1.0	0.33	1
Isopropylbenzene	ND		ug/l	0.50	0.19	1
1,3,5-Trimethylbenzene	ND		ug/l	2.5	0.22	1
1,2,4-Trimethylbenzene	ND		ug/l	2.5	0.19	1
Naphthalene	ND		ug/l	1.0	0.22	1

Surrogate	% Recovery	Qualifier	Acceptance Criteria
1,2-Dichloroethane-d4	97		70-130
Toluene-d8	91		70-130
4-Bromofluorobenzene	88		70-130
Dibromofluoromethane	128		70-130

Project Name: E-25060-RL-2530065 **Lab Number:** L2649870

Project Number: 058161 **Report Date:** 08/10/26

Method Blank Analysis
Batch Quality Control

Analytical Method: 1,8011
Analytical Date: 08/06/26 10:11
Analyst: HNY

Extraction Method: EPA 8011
Extraction Date: 08/06/26 08:35

Parameter	Result	Qualifier	Units	RL	MDL	
Microextractables by GC - Westborough Lab for sample(s): 01 Batch: WG2251792-1						
1,2-Dibromoethane	ND		ug/l	0.010	0.005	A

Project Name: E-25060-RL-2530065 **Lab Number:** L2649870

Project Number: 058161 **Report Date:** 08/10/26

Method Blank Analysis
Batch Quality Control

Analytical Method: 1,8260D
Analytical Date: 08/06/26 09:36
Analyst: PID

Parameter	Result	Qualifier	Units	RL	MDL
Volatile Organics by GC/MS - Westborough Lab for sample(s): 01 Batch: WG2252062-5					
Methyl tert butyl ether	ND		ug/l	1.0	0.17
Benzene	ND		ug/l	0.50	0.16
1,2-Dichloroethane	ND		ug/l	0.50	0.13
Toluene	ND		ug/l	0.75	0.20
Ethylbenzene	ND		ug/l	0.50	0.17
p/m-Xylene	ND		ug/l	1.0	0.33
o-Xylene	ND		ug/l	1.0	0.39
Xylenes, Total	ND		ug/l	1.0	0.33
Isopropylbenzene	ND		ug/l	0.50	0.19
1,3,5-Trimethylbenzene	ND		ug/l	2.5	0.22
1,2,4-Trimethylbenzene	ND		ug/l	2.5	0.19
Naphthalene	ND		ug/l	1.0	0.22

Surrogate	%Recovery	Qualifier	Acceptance Criteria
1,2-Dichloroethane-d4	101		70-130
Toluene-d8	91		70-130
4-Bromofluorobenzene	87		70-130
Dibromofluoromethane	120		70-130

Lab Control Sample Analysis
Batch Quality Control

Project Name: E-25060-RL-2530065
Project Number: 058161
Lab Number: L2649870
Report Date: 08/10/26

Parameter	LCS %Recovery	Qual	LCSD %Recovery	Qual	%Recovery Limits	RPD	Qual	RPD Limits	Column
Microextractables by GC - Westborough Lab Associated sample(s): 01 Batch: WG2251792-2									
1,2-Dibromoethane	106		-		60-140	-			A

Lab Control Sample Analysis
Batch Quality Control

Project Name: E-25060-RL-2530065
Project Number: 058161
Lab Number: L2649870
Report Date: 08/10/26

Parameter	LCS %Recovery	Qual	LCSD %Recovery	Qual	%Recovery Limits	RPD	Qual	RPD Limits
Volatile Organics by GC/MS - Westborough Lab Associated sample(s): 01 Batch: WG2252062-3 WG2252062-4								
Methyl tert butyl ether	71		71		63-130	0		20
Benzene	92		90		70-130	2		20
1,2-Dichloroethane	91		91		70-130	0		20
Toluene	83		82		70-130	1		20
Ethylbenzene	85		85		70-130	0		20
p/m-Xylene	95		90		70-130	5		20
o-Xylene	85		90		70-130	6		20
Isopropylbenzene	82		82		70-130	0		20
1,3,5-Trimethylbenzene	80		79		64-130	1		20
1,2,4-Trimethylbenzene	80		78		70-130	3		20
Naphthalene	85		78		70-130	9		20

Surrogate	LCS %Recovery	Qual	LCSD %Recovery	Qual	Acceptance Criteria
1,2-Dichloroethane-d4	99		105		70-130
Toluene-d8	92		92		70-130
4-Bromofluorobenzene	74		74		70-130
Dibromofluoromethane	111		111		70-130

Project Name: E-25060-RL-2530065
Project Number: 058161

Lab Number: L2649870
Report Date: 08/10/26

Sample Receipt and Container Information

Were project specific reporting limits specified? YES

Cooler Information

Cooler	Custody Seal
A	Absent
B	Absent

Container Information

Container ID	Container Type	Cooler	Initial pH	Final pH	Temp deg C	Pres	Seal	Frozen Date/Time	Analysis(*)
L2649870-01A	Vial HCl preserved	NA	NA			Y	Absent		PA-8260(14)
L2649870-01C	Vial HCl preserved	NA	NA			Y	Absent		PA-8260(14)
L2649870-01D	Vial Na2S2O3 preserved	NA	NA			Y	Absent		8011(14)
L2649870-01F	Vial Na2S2O3 preserved	NA	NA			Y	Absent		8011(14)

*Values in parentheses indicate holding time in days

Project Name: E-25060-RL-2530065 **Lab Number:** L2649870

Project Number: 058161 **Report Date:** 08/10/26

GLOSSARY

Acronyms

DL	- Detection Limit: This value represents the level to which target analyte concentrations are reported as estimated values, when those target analyte concentrations are quantified below the limit of quantitation (LOQ). The DL includes any adjustments from dilutions, concentrations or moisture content, where applicable. (DoD report formats only.)
EDL	- Estimated Detection Limit: This value represents the level to which target analyte concentrations are reported as estimated values, when those target analyte concentrations are quantified below the reporting limit (RL). The EDL includes any adjustments from dilutions, concentrations or moisture content, where applicable. The use of EDLs is specific to the analysis of PAHs using Solid-Phase Microextraction (SPME).
EMPC	- Estimated Maximum Possible Concentration: The concentration that results from the signal present at the retention time of an analyte when the ions meet all of the identification criteria except the ion abundance ratio criteria. An EMPC is a worst-case estimate of the concentration.
EPA	- Environmental Protection Agency.
LCS	- Laboratory Control Sample: A sample matrix, free from the analytes of interest, spiked with verified known amounts of analytes or a material containing known and verified amounts of analytes.
LCSD	- Laboratory Control Sample Duplicate: Refer to LCS.
LFB	- Laboratory Fortified Blank: A sample matrix, free from the analytes of interest, spiked with verified known amounts of analytes or a material containing known and verified amounts of analytes.
LOD	- Limit of Detection: This value represents the level to which a target analyte can reliably be detected for a specific analyte in a specific matrix by a specific method. The LOD includes any adjustments from dilutions, concentrations or moisture content, where applicable. (DoD report formats only.)
LOQ	- Limit of Quantitation: The value at which an instrument can accurately measure an analyte at a specific concentration. The LOQ includes any adjustments from dilutions, concentrations or moisture content, where applicable. (DoD report formats only.) Limit of Quantitation: The value at which an instrument can accurately measure an analyte at a specific concentration. The LOQ includes any adjustments from dilutions, concentrations or moisture content, where applicable. (DoD report formats only.)
MDL	- Method Detection Limit: This value represents the level to which target analyte concentrations are reported as estimated values, when those target analyte concentrations are quantified below the reporting limit (RL). The MDL includes any adjustments from dilutions, concentrations or moisture content, where applicable.
MS	- Matrix Spike Sample: A sample prepared by adding a known mass of target analyte to a specified amount of matrix sample for which an independent estimate of target analyte concentration is available. For Method 332.0, the spike recovery is calculated using the native concentration, including estimated values.
MSD	- Matrix Spike Sample Duplicate: Refer to MS.
NA	- Not Applicable.
NC	- Not Calculated: Term is utilized when one or more of the results utilized in the calculation are non-detect at the parameter's reporting unit.
NDPA/DPA	- N-Nitrosodiphenylamine/Diphenylamine.
NI	- Not Ignitable.
NP	- Non-Plastic: Term is utilized for the analysis of Atterberg Limits in soil.
NR	- No Results: Term is utilized when 'No Target Compounds Requested' is reported for the analysis of Volatile or Semivolatile Organic TIC only requests.
RL	- Reporting Limit: The value at which an instrument can accurately measure an analyte at a specific concentration. The RL includes any adjustments from dilutions, concentrations or moisture content, where applicable.
RPD	- Relative Percent Difference: The results from matrix and/or matrix spike duplicates are primarily designed to assess the precision of analytical results in a given matrix and are expressed as relative percent difference (RPD). Values which are less than five times the reporting limit for any individual parameter are evaluated by utilizing the absolute difference between the values; although the RPD value will be provided in the report.
SRM	- Standard Reference Material: A reference sample of a known or certified value that is of the same or similar matrix as the associated field samples.
STLP	- Semi-dynamic Tank Leaching Procedure per EPA Method 1315.
TEF	- Toxic Equivalency Factors: The values assigned to each dioxin and furan to evaluate their toxicity relative to 2,3,7,8-TCDD.
TEQ	- Toxic Equivalent: The measure of a sample's toxicity derived by multiplying each dioxin and furan by its corresponding TEF and then summing the resulting values.
TIC	- Tentatively Identified Compound: A compound that has been identified to be present and is not part of the target compound list (TCL) for the method and/or program. All TICs are qualitatively identified and reported as estimated concentrations.

Report Format: DU Report with 'J' Qualifiers

Project Name:	E-25060-RL-2530065	**Lab Number:**	L2649870
Project Number:	058161	**Report Date:**	08/10/26

Footnotes

1 - The reference for this analyte should be considered modified since this analyte is absent from the target analyte list of the original method.

Terms

Analytical Method: Both the document from which the method originates and the analytical reference method. (Example: EPA 8260B is shown as 1,8260B.) The codes for the reference method documents are provided in the References section of the Addendum.

Chlordane: The target compound Chlordane (CAS No. 57-74-9) is reported for GC ECD analyses. Per EPA,this compound "refers to a mixture of chlordane isomers, other chlorinated hydrocarbons and numerous other components." (Reference: USEPA Toxicological Review of Chlordane, In Support of Summary Information on the Integrated Risk Information System (IRIS), December 1997.)

Difference: With respect to Total Oxidizable Precursor (TOP) Assay analysis, the difference is defined as the Post-Treatment value minus the Pre-Treatment value.

Final pH: As it pertains to Sample Receipt & Container Information section of the report, Final pH reflects pH of container determined after adjustment at the laboratory, if applicable. If no adjustment required, value reflects Initial pH.

Frozen Date/Time: With respect to Volatile Organics in soil, Frozen Date/Time reflects the date/time at which associated Reagent Water-preserved vials were initially frozen. Note: If frozen date/time is beyond 48 hours from sample collection, value will be reflected in 'bold'.

Gasoline Range Organics (GRO): Gasoline Range Organics (GRO) results include all chromatographic peaks eluting from Methyl tert butyl ether through Naphthalene, with the exception of GRO analysis in support of State of Ohio programs, which includes all chromatographic peaks eluting from Hexane through Dodecane.

Initial pH: As it pertains to Sample Receipt & Container Information section of the report, Initial pH reflects pH of container determined upon receipt, if applicable.

PAH Total: With respect to Alkylated PAH analyses, the 'PAHs, Total' result is defined as the summation of results for all or a subset of the following compounds: Naphthalene, C1-C4 Naphthalenes, 2-Methylnaphthalene, 1-Methylnaphthalene, Biphenyl, Acenaphthylene, Acenaphthene, Fluorene, C1-C3 Fluorenes, Phenanthrene, C1-C4 Phenanthrenes/Anthracenes, Anthracene, Fluoranthene, Pyrene, C1-C4 Fluoranthenes/Pyrenes, Benz(a)anthracene, Chrysene, C1-C4 Chrysenes, Benzo(b)fluoranthene, Benzo(j)+(k)fluoranthene, Benzo(e)pyrene, Benzo(a)pyrene, Perylene, Indeno(1,2,3-cd)pyrene, Dibenz(ah)+(ac)anthracene, Benzo(g,h,i)perylene. If a 'Total' result is requested, the results of its individual components will also be reported.

PFAS Total: With respect to PFAS analyses, the 'PFAS, Total (5)' result is defined as the summation of results for: PFHpA, PFHxS, PFOA, PFNA and PFOS. In addition, the 'PFAS, Total (6)' result is defined as the summation of results for: PFHpA, PFHxS, PFOA, PFNA, PFDA and PFOS. For MassDEP DW compliance analysis only, the 'PFAS, Total (6)' result is defined as the summation of results at or above the RL. Note: If a 'Total' result is requested, the results of its individual components will also be reported.

Total: With respect to Organic analyses, a 'Total' result is defined as the summation of results for individual isomers or Aroclors. If a 'Total' result is requested, the results of its individual components will also be reported. This is applicable to 'Total' results for methods 8260, 8081 and 8082.

Data Qualifiers

A - Spectra identified as "Aldol Condensates" are byproducts of the extraction/concentration procedures when acetone is introduced in the process.

B - The analyte was detected above the reporting limit in the associated method blank. Flag only applies to associated field samples that have detectable concentrations of the analyte at less than ten times (10x) the concentration found in the blank. For MCP-related projects, flag only applies to associated field samples that have detectable concentrations of the analyte at less than ten times (10x) the concentration found in the blank. For DOD-related projects, flag only applies to associated field samples that have detectable concentrations of the analyte at less than ten times (10x) the concentration found in the blank AND the analyte was detected above one-half the reporting limit (or above the reporting limit for common lab contaminants) in the associated method blank. For NJ-Air-related projects, flag only applies to associated field samples that have detectable concentrations of the analyte above the reporting limit. For NJ-related projects (excluding Air), flag only applies to associated field samples that have detectable concentrations of the analyte, which was detected above the reporting limit in the associated method blank or above five times the reporting limit for common lab contaminants (Phthalates, Acetone, Methylene Chloride, 2-Butanone).

C - Co-elution: The target analyte co-elutes with a known lab standard (i.e. surrogate, internal standards, etc.) for co-extracted analyses.

D - Concentration of analyte was quantified from diluted analysis. Flag only applies to field samples that have detectable concentrations of the analyte.

E - Concentration of analyte exceeds the range of the calibration curve and/or linear range of the instrument.

F - The ratio of quantifier ion response to qualifier ion response falls outside of the laboratory criteria. Results are considered to be an estimated maximum concentration.

G - The concentration may be biased high due to matrix interferences (i.e, co-elution) with non-target compound(s). The result should be considered estimated.

H - The analysis of pH was performed beyond the regulatory-required holding time of 15 minutes from the time of sample collection.

I - The lower value for the two columns has been reported due to obvious interference.

J - Estimated value. The Target analyte concentration is below the quantitation limit (RL), but above the Method Detection Limit (MDL) or Estimated Detection Limit (EDL) for SPME-related analyses. This represents an estimated concentration for Tentatively Identified Compounds (TICs). For calculated parameters, this represents that one or more values used in the calculation were

Project Name:	E-25060-RL-2530065	**Lab Number:**	L2649870
Project Number:	058161	**Report Date:**	08/10/26

Data Qualifiers

estimated.

M - Reporting Limit (RL) exceeds the MCP CAM Reporting Limit for this analyte.

ND - Not detected at the method detection limit (MDL) for the sample, or estimated detection limit (EDL) for SPME-related analyses.

NJ - Presumptive evidence of compound. This represents an estimated concentration for Tentatively Identified Compounds (TICs), where the identification is based on a mass spectral library search.

P - The RPD between the results for the two columns exceeds the method-specified criteria.

Q - The quality control sample exceeds the associated acceptance criteria. For DOD-related projects, LCS and/or Continuing Calibration Standard exceedences are also qualified on all associated sample results. Note: This flag is not applicable for matrix spike recoveries when the sample concentration is greater than 4x the spike added or for batch duplicate RPD when the sample concentrations are less than 5x the RL. (Metals only.)

R - Analytical results are from sample re-analysis.

RE - Analytical results are from sample re-extraction.

S - Analytical results are from modified screening analysis.

V - The surrogate associated with this target analyte has a recovery outside the QC acceptance limits. (Applicable to MassDEP DW Compliance samples only.)

Z - The batch matrix spike and/or duplicate associated with this target analyte has a recovery/RPD outside the QC acceptance limits. (Applicable to MassDEP DW Compliance samples only.)

Project Name: E-25060-RL-2530065 **Lab Number:** L2649870

Project Number: 058161 **Report Date:** 08/10/26

REFERENCES

1 Test Methods for Evaluating Solid Waste: Physical/Chemical Methods. EPA SW-846. Third Edition. Updates I - VI, 2018.

LIMITATION OF LIABILITIES

Pace Analytical Services performs services with reasonable care and diligence normal to the analytical testing laboratory industry. In the event of an error, the sole and exclusive responsibility of Pace Analytical Services shall be to re-perform the work at it's own expense. In no event shall Pace Analytical Services be held liable for any incidental, consequential or special damages, including but not limited to, damages in any way connected with the use of, interpretation of, information or analysis provided by Pace Analytical Services.

We strongly urge our clients to comply with EPA protocol regarding sample volume, preservation, cooling, containers, sampling procedures, holding time and splitting of samples in the field.

ENV-FORM-WES2-0065 v03 Certificate/Approval Program Summary

Certification Information

The following analytes are not included in our Primary NELAP Scope of Accreditation:

PAS-WES2 Westborough Facility – 8 Walkup Dr. Westborough, MA 01581
EPA 8260D: NPW: 1,2,4,5-Tetramethylbenzene; 4-Ethyltoluene; SCM: Iodomethane (methyl iodide), 1,2,4,5-Tetramethylbenzene; 4-Ethyltoluene.
EPA 8270E: NPW: Dimethylnaphthalene,1,4-Diphenylhydrazine, alpha-Terpineol, Azobenzene; SCM: Dimethylnaphthalene,1,4-Diphenylhydrazine.
SM4500: NPW: Amenable Cyanide; SCM: Total Phosphorus, TKN, NO2, NO3.

PAS-MANS Mansfield Facility – 320 Forbes Blvd. Mansfield, MA 02048
SM 2540D: TSS.
Biological Tissue Matrix: EPA 3050B

PAS-MAN1 Mansfield Facility – 120 Forbes Blvd. Mansfield, MA 02048
EPA TO-15: Halothane, 2,4,4-Trimethyl-2-pentene, 2,4,4-Trimethyl-1-pentene, Thiophene, 2-Methylthiophene, 3-Methylthiophene, 2-Ethylthiophene, 1,2,3-Trimethylbenzene, Indan, Indene, 1,2,4,5-Tetramethylbenzene, Benzothiophene, 1-Methylnaphthalene.
MADEP-APH.

PAS-ELON East Longmeadow Facility – 39 Spruce Street East Longmeadow, MA 01028
EPA 524.2: 1,3,5-Trichlorobenzene, m/p-Xylene, o-xylene.
EPA 625.1: 1,2-Dichlorobenzene, 1,3-Dichlorobenzene, 1,4-Dichlorobenzene, N-Nitrosodiphenylamine**.**
EPA 8081B NPW and SCM: Alachlor, Endrin Ketone, Hexachlorobenzene.
EPA 8260D NPW: Tetrahydrofuran, 1,3,5-Trichlorobenzene; **SCM:** TAME, TBEE, Diethyl ether, DIPE, Tetrahydrofuran. 1,3,5-Trichlorobenzene, Freon-113**.**
EPA 8270E: NPW: Carbazole, 1-Methylnaphthalene, Pentachloronitrobenzene; **SCM:** Carbazole, 1-Methylnaphthalene**.**
EPA TO-13: Air: Benzo(e)pyrene, 1-Methylnaphthalene, 2-Methylnaphthalene, Perylene.
EPA TO-4A Pesticide Air: delta-BHC, Endosulfan I, Endosulfan II, Endosulfan Sulfate, Endrin, Endrin Aldehyde, Endrin Ketone, Hexachlorobenzene, Methoxychlor.
SM4500: NPW: Amenable Cyanide; **SCM:** Total Phosphorus, TKN, NH3, NECi: NO2, NO3, ASTMD516**.**

The following test method is not included in our New Jersey Secondary NELAP Scope of Accreditation:

PAS-MANS Mansfield Facility – 320 Forbes Blvd. Mansfield, MA 02048
Determination of Selected Perfluorinated Alkyl Substances by Solid Phase Extraction and Liquid Chromatography/Tandem Mass Spectrometry Isotope Dilution (via Alpha SOP 23528)

The following analytes are included in our Massachusetts DEP Scope of Accreditation:

PAS-WES2 Westborough Facility – 8 Walkup Dr. Westborough, MA 01581

Drinking Water
EPA 300.0: Chloride, Nitrate-N, Fluoride, Sulfate; **EPA 353.2**: Nitrate-N, Nitrite-N; **SM4500NO3-F**: Nitrate-N, Nitrite-N; **SM4500F-C, SM4500CN-CE, EPA 180.1, SM2130B, SM4500Cl-D, SM2320B, SM2540C, SM4500H-B, SM4500NO2-B**
EPA 504.1: EDB, DBCP.
Microbiology: **SM9215B; SM9223-P/A, SM9223B-Colilert-QT,**.

Non-Potable Water
SM4500H,B, EPA 120.1, SM2510B, SM2540C, SM2320B, SM4500CL-E, SM4500F-BC, SM4500NH3-BH: Ammonia-N and Kjeldahl-N, **EPA 350.1**: Ammonia-N, **LACHAT 10-107-06-1-B**: Ammonia-N, **EPA 351.1, SM4500NO3-F, EPA 353.2**: Nitrate-N**, SM4500P-E, SM4500P-B, E, SM4500SO4-E, SM5220D, EPA 410.4, SM5210B, SM4500CL-G, EPA 1664, EPA 420.1, SM4500-CN-CE, SM2540D, EPA 300: Chloride, Sulfate, Nitrate.**
Microbiology: **SM9223B-Colilert-QT; Enterolert-QT.**

PAS-MANS Mansfield Facility – 320 Forbes Blvd. Mansfield, MA 02048

Drinking Water
EPA 200.7: Al, Ba, Cd, Cr, Cu, Fe, Mn, Ni, Na, Ag, Ca, Zn. **EPA 200.8:** Al, Sb, As, Ba, Be, Cd, Cr, Cu, Pb, Mn, Ni, Se, Ag, TL, Zn. **EPA 245.1** Hg.
EPA 522, EPA 537.1.

Non-Potable Water
EPA 200.7: Al, Sb, As, Be, Cd, Ca, Cr, Co, Cu, Fe, Pb, Mg, Mn, Mo, Ni, K, Se, Ag, Na, Sr, TL, Ti, V, Zn.
EPA 200.8: Al, Sb**,** As, Be, Cd, Ca, Cr, Cu, Fe, Pb, Mg, Mn, Ni, K, Se, Ag, Na, TL, Zn.
EPA 245.1: Hg. **EPA 245.7:** Hg.
SM2340B

ENV-FORM-WES2-0065 v03 Certificate/Approval Program Summary

PAS-ELON East Longmeadow Facility – 39 Spruce Street East Longmeadow, MA 01028

Drinking Water
EPA 300.0: NO3, NO2, Fl, Cl, SO4. **NECI Reductase**: NO3, NO2.
SM4500F-C, SM4500Cl-B, SM4500CN-C,E, EPA 180.1, SM2320B, SM 2540C, SM4500H-B, SM4500SO4-E.
EPA 537.1; EPA 524.2: THMs and VOCs; **EPA 504.1:** EDB, DBCP.
Microbiology: SM9223-P/A: TC/EC; SM9223B-Colilert-enumeration: TC/EC; HPC-Simplate.

Non-Potable Water
SM4500H-B, SM2510B, SM2540C, SM2320B, SM4500Cl-B, SM4500NH3-B, C, EPA 350.1, NECi: NO3, **SM4500NH3-B, C: TKN, SM4500P-E: Ortho Phosphate, SM4500P-B, E: Total Phosphorus, EPA 410.4, SM5210B, SM5310C, SM4500CN-C, E, SM2540D, SM4500Cl-G, SM4500SO4-E, EPA 1664, EPA 420.1, EPA 300.0:** Cl, SO4, NO3.
EPA 624.1: Volatile Halocarbons, Volatile Aromatics.
EPA 608.3: Chlordane, Toxaphene, Aldrin, Alpha-BHC, Beta-BHC, Gamma-BHC, Delta-BHC, Dieldrin, DDD, DDE, DDT, Endosulfan I, Endosulfan II, Endosulfan Sulfate, Endrin, Endrin Aldehyde, Heptachlor, Heptachlor Epoxide, PCBs.
EPA 625.1: SVOC-Acid Extractables and Base/Neutrals
Microbiology: SM9223B-Colilert: E. coli (Ambient and Wastewater), **SM9223B-Colilert-18:** Fecal Coliform (Wastewater).

Certification IDs:

PAS-WES2 Westborough Facility – 8 Walkup Dr. Westborough, MA 01581
CT PH-0826, IL 200077, IN C-MA-03, KY KY98045, ME MA00086, MD 348, MA M-MA086, NH 2064, NJ MA935, NY 11148, NC (NPW/SCM) 666, OR MA-1316, PA 68-03671, RI LAO00065, TX T104704476, VT VT-0935, VA 460195.

PAS-MANS Mansfield Facility – 320 Forbes Blvd. Mansfield, MA 02048
ANAB/DoD L2474, CA 3117, CO MA00030, CT PH-0825, IL 200081, IN C-MA-04, KY KY98046, LA 85084, ME MA00030, MD 350, MA M-MA00030, MI 9110, MN 025-999-495, NV MA00030, NH 2062, NJ MA015, NY 11627, NC (NPW/SCM) 685, OR MA-0262, PA 68-02089, RI LAO00299, TX T-104704419, UT MA00030, VT VT-0015, VA 460194, WA C954.

PAS-MAN1 Mansfield Air Lab Facility – 120 Forbes Blvd. Mansfield, MA 02048
ANAB/DoD L2474, LA 245052, ME MA01156, MN 025-999-498, NH 2249, NJ MA025, NY 12191, OR 4203, TX T104704583, VA 460311, WA C1104.

PAS-ELON East Longmeadow Facility – 39 Spruce St. East Longmeadow, MA 01028
CT PH-0821, ME MA00100, MI 9100, NC (DENR) 652, NC (DW) 25703, MA M-MA100, NH (Secondary) 2516, NH (Primary) 2557, NJ MA007, NY 10899, PA 68-05812, RI LAO00373, VA 460217, VT-255716, WV DEP 419, WV-DW 9979C, LA 05130, LA-DW LA042, MD-DW 373, OH 87781.

For a complete listing of analytes and methods, please contact your Project Manager.

CHAIN OF CUSTODY

PAGE 1 OF 1

Date Rec'd in Lab: 8/5/26

Pace Job #: L2649870

Pace Analytical Services
WESTBORO, MA TEL: 508-898-9220 FAX: 508-898-9193
MANSFIELD, MA TEL: 508-822-9300 FAX: 508-822-3288

Client Information

Client: Sunoco Pipeline(SPLP)
Address: 100 Green St
Marcus Hook, PA
Phone: 610-859-6297
Fax:
Email: bradford.fish@energytransfer.com
☐ These samples have been previously analyzed by Pace

Project Information

Project Name: E-25060-RL-2530065
Project Location: Washington Crossing, PA
Project #: 058161
Project Manager: Mark Schaeffer
Pace Quote #:

Turn-Around Time

☐ Standard ☒ RUSH (only confirmed if pre-approved)
Date Due: 5-day TAT Time:

Report Information - Data Deliverables

☐ FAX ☐ EMAIL
☐ ADEx ☐ Add'l Deliverables

Billing Information

☐ Same as Client info PO #:

Regulatory Requirements/Report Limits

State /Fed Program | Criteria

Other Project Specific Requirements/Comments/Detection Limits:
Data Package: Level IV including CTEH & Environemental Standards EDDs; Bill to SPLP; VOC8260 list – benzene, toluene, ethylbenzene, total xylenes, methyl tert-butyl ether (MTBE), naphthalene, isopropylbenzene, 1,3,5-trimethylbenzene, 1,2,4-trimethylbenzene, 1,2-dichloroethane (EDC)

Pace Lab ID (Lab Use Only)	Sample ID	Collection Date	Collection Time	Sample Matrix	Sampler's Initials	VOCs- USEPA 8260C	EDB- USEPA 8011	Lead(dissolved)- USEPA 6020B	Sample Specific Comments	TOTAL # BOTTLES
49870 -01	UMPA260804TB	8/04/26	--	TB	--	X	X		Trip Blank	4

SAMPLE HANDLING
Filtration
☒ Done
☐ Not needed
☐ Lab to do
Preservation
☐ Lab to do
(Please specify below)

Container Type	V	V	P
Preservative	B	H	C

Relinquished By:	Date/Time	Received By:	Date/Time
Acton Adams / Acton Adams Stantec	8/4/26	Pace	8/4/26 1750
Pace	8-4-26 2200	Pace	8-4-26 2200
Anthony Green	8-4-26 2250	Anthony Green	AUG 04 2026 2310
AL 8-5 0200		AL 8-5 0330	

Please print clearly, legibly and completely. Samples can not be logged in and turnaround time clock will not start until any ambiguities are resolved. All samples submitted are subject to Pace's Terms and Conditions. See reverse side.

FORM NO: 01-01 (rev. 25-FEB-25)

OR10517 6-0330

Sample Delivery Group Summary

Pace Job Number : L2649870

Received : 04-AUG-2026
Reviewer : Sara Salome

Account Name : Stantec, Inc.
Project Number : 058161
Project Name : E-25060-RL-2530065

Delivery Information

Samples Delivered By : Pace Courier

Chain of Custody : Present

Cooler Information

Cooler	Seal/Seal#	Preservation	Temperature(°C)	Additional Information
A	Absent/	Ice	3.9	
B	Absent/	Ice	3.6	

Condition Information

1) All samples on COC received?	**YES**
2) Extra samples received?	**NO**
3) Are there any sample container discrepancies?	**NO**
4) Are there any discrepancies between COC & sample labels?	**NO**
5) Are samples in appropriate containers for requested analysis?	**YES**
6) Are samples properly preserved for requested analysis?	**YES**
7) Are samples within holding time for requested analysis?	**YES**
8) All sampling equipment returned?	**NA**

Volatile Organics/VPH

1) Reagent Water Vials Frozen by Client?	**NO**

ANALYTICAL REPORT

Lab Number:	L2649871
Client:	Stantec, Inc. 1060 Andrew Drive Suite 140 West Chester, PA 19380
ATTN:	Mark Schaeffer
Phone:	(610) 407-7943
Project Name:	E-25060-RL-2530065
Project Number:	058161
Report Date:	08/10/26

The original project report/data package is held by Pace Analytical Services. This report/data package is paginated and should be reproduced only in its entirety. Pace Analytical Services holds no responsibility for results and/or data that are not consistent with the original.

Eight Walkup Drive, Westborough, MA 01581-1019
508-898-9220 (Fax) 508-898-9193 800-624-9220 - www.alphalab.com

Project Name: E-25060-RL-2530065
Project Number: 058161

Lab Number: L2649871
Report Date: 08/10/26

Lab Sample ID	Client ID	Matrix	Sample Location	Collection Date/Time	Receive Date
L2649871-01	UMPA20260803EB	WATER	WASHINGTON CROSSING, PA	08/03/26 15:30	08/04/26

Project Name:	E-25060-RL-2530065	**Lab Number:**	L2649871
Project Number:	058161	**Report Date:**	08/10/26

Case Narrative

The samples were received in accordance with the Chain of Custody and no significant deviations were encountered during the preparation or analysis unless otherwise noted. Sample Receipt, Container Information, and the Chain of Custody are located at the back of the report.

Results contained within this report relate only to the samples submitted under this Pace Lab Number and meet NELAP requirements for all NELAP accredited parameters unless otherwise noted in the following narrative. The data presented in this report is organized by parameter (i.e. VOC, SVOC, etc.). Sample specific Quality Control data (i.e. Surrogate Spike Recovery) is reported at the end of the target analyte list for each individual sample, followed by the Laboratory Batch Quality Control at the end of each parameter. Tentatively Identified Compounds (TICs), if requested, are reported for compounds identified to be present and are not part of the method/program Target Compound List, even if only a subset of the TCL are being reported. If a sample was re-analyzed or re-extracted due to a required quality control corrective action and if both sets of data are reported, the Laboratory ID of the re-analysis or re-extraction is designated with an "R" or "RE", respectively.

When multiple Batch Quality Control elements are reported (e.g. more than one LCS), the associated samples for each element are noted in the grey shaded header line of each data table. Any Laboratory Batch, Sample Specific % recovery or RPD value that is outside the listed Acceptance Criteria is bolded in the report. In reference to questions H (CAM) or 4 (RCP) when "NO" is checked, the performance criteria for CAM and RCP methods allow for some quality control failures to occur and still be within method compliance. In these instances, the specific failure is not narrated but noted in the associated QC Outlier Summary Report, located directly after the Case Narrative. QC information is also incorporated in the Data Usability Assessment table (Format 11) of our Data Merger tool, where it can be reviewed in conjunction with the sample result, associated regulatory criteria and any associated data usability implications.

Soil/sediments and solids are reported on a dry weight basis unless otherwise noted. Tissues are reported "as received" or on a wet weight basis, unless otherwise noted. Definitions of all data qualifiers and acronyms used in this report are provided in the Glossary located at the back of the report.

HOLD POLICY - For samples submitted on hold, Pace's policy is to hold samples (with the exception of Air canisters) free of charge for 21 calendar days from the date the project is completed. After 21 calendar days, we will dispose of all samples submitted including those put on hold unless you have contacted your Pace Project Manager and made arrangements for Pace to continue to hold the samples. Air canisters will be disposed after 3 business days from the date the project is completed.

Please contact Project Management at 800-624-9220 with any questions.

Project Name:	E-25060-RL-2530065	**Lab Number:**	L2649871
Project Number:	058161	**Report Date:**	08/10/26

Case Narrative (continued)

Report Submission

All non-detect (ND) or estimated concentrations (J-qualified) have been quantitated to the limit noted in the MDL column.

I, the undersigned, attest under the pains and penalties of perjury that, to the best of my knowledge and belief and based upon my personal inquiry of those responsible for providing the information contained in this analytical report, such information is accurate and complete. This certificate of analysis is not complete unless this page accompanies any and all pages of this report.

Authorized Signature: Kylie Morse

Title: Technical Director/Representative Date: 08/10/26

QC OUTLIER SUMMARY REPORT

Project Name: E-25060-RL-2530065

Project Number: 058161

Lab Number: L2649871

Report Date: 08/10/26

Method	Client ID (Native ID)	Lab ID	Parameter	QC Type	Recovery/RPD (%)	QC Limits (%)	Associated Samples	Data Quality Assessment

There are no QC Outliers associated with this report.

ORGANICS

VOLATILES

Project Name: E-25060-RL-2530065 **Lab Number:** L2649871

Project Number: 058161 **Report Date:** 08/10/26

SAMPLE RESULTS

Lab ID: L2649871-01
Client ID: UMPA20260803EB
Sample Location: WASHINGTON CROSSING, PA

Date Collected: 08/03/26 15:30
Date Received: 08/04/26
Field Prep: Refer to COC

Sample Depth:
Matrix: Water
Analytical Method: 1,8011
Analytical Date: 08/06/26 14:20
Analyst: HNY

Extraction Method: EPA 8011
Extraction Date: 08/06/26 08:35

Parameter	Result	Qualifier	Units	RL	MDL	Dilution Factor	Column
Microextractables by GC - Westborough Lab							
1,2-Dibromoethane	ND		ug/l	0.010	0.005	1	A

Project Name: E-25060-RL-2530065 **Lab Number:** L2649871

Project Number: 058161 **Report Date:** 08/10/26

SAMPLE RESULTS

Lab ID: L2649871-01 Date Collected: 08/03/26 15:30

Client ID: UMPA20260803EB Date Received: 08/04/26

Sample Location: WASHINGTON CROSSING, PA Field Prep: Refer to COC

Sample Depth:

Matrix: Water

Analytical Method: 1,8260D

Analytical Date: 08/06/26 11:04

Analyst: KJW

Parameter	Result	Qualifier	Units	RL	MDL	Dilution Factor
Volatile Organics by GC/MS - Westborough Lab						
Methyl tert butyl ether	ND		ug/l	1.0	0.17	1
Benzene	ND		ug/l	0.50	0.16	1
1,2-Dichloroethane	ND		ug/l	0.50	0.13	1
Toluene	ND		ug/l	0.75	0.20	1
Ethylbenzene	ND		ug/l	0.50	0.17	1
p/m-Xylene	ND		ug/l	1.0	0.33	1
o-Xylene	ND		ug/l	1.0	0.39	1
Xylenes, Total	ND		ug/l	1.0	0.33	1
Isopropylbenzene	ND		ug/l	0.50	0.19	1
1,3,5-Trimethylbenzene	ND		ug/l	2.5	0.22	1
1,2,4-Trimethylbenzene	ND		ug/l	2.5	0.19	1
Naphthalene	ND		ug/l	1.0	0.22	1

Surrogate	% Recovery	Qualifier	Acceptance Criteria
1,2-Dichloroethane-d4	102		70-130
Toluene-d8	90		70-130
4-Bromofluorobenzene	81		70-130
Dibromofluoromethane	123		70-130

Project Name: E-25060-RL-2530065 **Lab Number:** L2649871

Project Number: 058161 **Report Date:** 08/10/26

Method Blank Analysis
Batch Quality Control

Analytical Method: 1,8011
Analytical Date: 08/06/26 10:11
Analyst: HNY

Extraction Method: EPA 8011
Extraction Date: 08/06/26 08:35

Parameter	Result	Qualifier	Units	RL	MDL	
Microextractables by GC - Westborough Lab for sample(s): 01 Batch: WG2251792-1						
1,2-Dibromoethane	ND		ug/l	0.010	0.005	A

Project Name: E-25060-RL-2530065 **Lab Number:** L2649871

Project Number: 058161 **Report Date:** 08/10/26

Method Blank Analysis
Batch Quality Control

Analytical Method: 1,8260D
Analytical Date: 08/06/26 09:36
Analyst: PID

Parameter	Result	Qualifier	Units	RL	MDL
Volatile Organics by GC/MS - Westborough Lab for sample(s): 01 Batch: WG2252062-5					
Methyl tert butyl ether	ND		ug/l	1.0	0.17
Benzene	ND		ug/l	0.50	0.16
1,2-Dichloroethane	ND		ug/l	0.50	0.13
Toluene	ND		ug/l	0.75	0.20
Ethylbenzene	ND		ug/l	0.50	0.17
p/m-Xylene	ND		ug/l	1.0	0.33
o-Xylene	ND		ug/l	1.0	0.39
Xylenes, Total	ND		ug/l	1.0	0.33
Isopropylbenzene	ND		ug/l	0.50	0.19
1,3,5-Trimethylbenzene	ND		ug/l	2.5	0.22
1,2,4-Trimethylbenzene	ND		ug/l	2.5	0.19
Naphthalene	ND		ug/l	1.0	0.22

Surrogate	%Recovery	Qualifier	Acceptance Criteria
1,2-Dichloroethane-d4	101		70-130
Toluene-d8	91		70-130
4-Bromofluorobenzene	87		70-130
Dibromofluoromethane	120		70-130

Lab Control Sample Analysis
Batch Quality Control

Project Name: E-25060-RL-2530065
Project Number: 058161
Lab Number: L2649871
Report Date: 08/10/26

Parameter	LCS %Recovery	Qual	LCSD %Recovery	Qual	%Recovery Limits	RPD	Qual	RPD Limits	Column
Microextractables by GC - Westborough Lab Associated sample(s): 01 Batch: WG2251792-2									
1,2-Dibromoethane	106		-		60-140	-			A

Lab Control Sample Analysis
Batch Quality Control

Project Name: E-25060-RL-2530065
Project Number: 058161
Lab Number: L2649871
Report Date: 08/10/26

Parameter	LCS %Recovery	Qual	LCSD %Recovery	Qual	%Recovery Limits	RPD	Qual	RPD Limits
Volatile Organics by GC/MS - Westborough Lab Associated sample(s): 01 Batch: WG2252062-3 WG2252062-4								
Methyl tert butyl ether	71		71		63-130	0		20
Benzene	92		90		70-130	2		20
1,2-Dichloroethane	91		91		70-130	0		20
Toluene	83		82		70-130	1		20
Ethylbenzene	85		85		70-130	0		20
p/m-Xylene	95		90		70-130	5		20
o-Xylene	85		90		70-130	6		20
Isopropylbenzene	82		82		70-130	0		20
1,3,5-Trimethylbenzene	80		79		64-130	1		20
1,2,4-Trimethylbenzene	80		78		70-130	3		20
Naphthalene	85		78		70-130	9		20

Surrogate	LCS %Recovery	Qual	LCSD %Recovery	Qual	Acceptance Criteria
1,2-Dichloroethane-d4	99		105		70-130
Toluene-d8	92		92		70-130
4-Bromofluorobenzene	74		74		70-130
Dibromofluoromethane	111		111		70-130

METALS

Project Name: E-25060-RL-2530065 **Lab Number:** L2649871

Project Number: 058161 **Report Date:** 08/10/26

SAMPLE RESULTS

Lab ID: L2649871-01 Date Collected: 08/03/26 15:30

Client ID: UMPA20260803EB Date Received: 08/04/26

Sample Location: WASHINGTON CROSSING, PA Field Prep: Refer to COC

Sample Depth:

Matrix: Water

Parameter	Result	Qualifier	Units	RL	MDL	Dilution Factor	Date Prepared	Date Analyzed	Prep Method	Analytical Method	Analyst
Dissolved Metals - Mansfield Lab											
Lead, Dissolved	ND		ug/l	1.000	0.3430	1	08/07/26 10:40	08/07/26 20:12	EPA 3005A	1,6020B	CEY

Project Name: E-25060-RL-2530065 **Lab Number:** L2649871

Project Number: 058161 **Report Date:** 08/10/26

Method Blank Analysis
Batch Quality Control

Parameter	Result	Qualifier	Units	RL	MDL	Dilution Factor	Date Prepared	Date Analyzed	Analytical Method	Analyst
Dissolved Metals - Mansfield Lab for sample(s): 01 Batch: WG2252348-1										
Lead, Dissolved	ND		ug/l	1.000	0.3430	1	08/07/26 10:40	08/07/26 19:03	1,6020B	CEY

Prep Information

Digestion Method: EPA 3005A

Lab Control Sample Analysis
Batch Quality Control

Project Name: E-25060-RL-2530065
Project Number: 058161
Lab Number: L2649871
Report Date: 08/10/26

Parameter	LCS %Recovery	Qual	LCSD %Recovery	Qual	%Recovery Limits	RPD	Qual	RPD Limits
Dissolved Metals - Mansfield Lab Associated sample(s): 01 Batch: WG2252348-2								
Lead, Dissolved	102		-		80-120	-		

Matrix Spike Analysis
Batch Quality Control

Project Name: E-25060-RL-2530065
Project Number: 058161
Lab Number: L2649871
Report Date: 08/10/26

Parameter	Native Sample	MS Added	MS Found	MS %Recovery	Qual	MSD Found	MSD %Recovery	Qual	Recovery Limits	RPD	Qual	RPD Limits
Dissolved Metals - Mansfield Lab Associated sample(s): 01 QC Batch ID: WG2252348-3 WG2252348-4 QC Sample: L2649874-01 Client ID: MS Sample												
Lead, Dissolved	ND	530	554.1	104		550.5	104		75-125	1		20
Dissolved Metals - Mansfield Lab Associated sample(s): 01 QC Batch ID: WG2252348-7 WG2252348-8 QC Sample: L2649875-02 Client ID: MS Sample												
Lead, Dissolved	ND	530	545.2	103		560.6	106		75-125	3		20

Project Name: E-25060-RL-2530065
Project Number: 058161

Lab Number: L2649871
Report Date: 08/10/26

Sample Receipt and Container Information

Were project specific reporting limits specified? YES

Cooler Information

Cooler	Custody Seal
A	Absent
B	Absent

Container Information

Container ID	Container Type	Cooler	Initial pH	Final pH	Temp deg C	Pres	Seal	Frozen Date/Time	Analysis(*)
L2649871-01A	Vial HCl preserved	NA	NA			Y	Absent		PA-8260(14)
L2649871-01B	Vial HCl preserved	NA	NA			Y	Absent		PA-8260(14)
L2649871-01C	Vial HCl preserved	NA	NA			Y	Absent		PA-8260(14)
L2649871-01D	Vial Na2S2O3 preserved	NA	NA			Y	Absent		8011(14)
L2649871-01E	Vial Na2S2O3 preserved	NA	NA			Y	Absent		8011(14)
L2649871-01F	Plastic 250ml HNO3 preserved	NA	<2	<2		Y	Absent		PB-6020S-PPB(180)

*Values in parentheses indicate holding time in days

Project Name: E-25060-RL-2530065 **Lab Number:** L2649871

Project Number: 058161 **Report Date:** 08/10/26

GLOSSARY

Acronyms

DL	- Detection Limit: This value represents the level to which target analyte concentrations are reported as estimated values, when those target analyte concentrations are quantified below the limit of quantitation (LOQ). The DL includes any adjustments from dilutions, concentrations or moisture content, where applicable. (DoD report formats only.)
EDL	- Estimated Detection Limit: This value represents the level to which target analyte concentrations are reported as estimated values, when those target analyte concentrations are quantified below the reporting limit (RL). The EDL includes any adjustments from dilutions, concentrations or moisture content, where applicable. The use of EDLs is specific to the analysis of PAHs using Solid-Phase Microextraction (SPME).
EMPC	- Estimated Maximum Possible Concentration: The concentration that results from the signal present at the retention time of an analyte when the ions meet all of the identification criteria except the ion abundance ratio criteria. An EMPC is a worst-case estimate of the concentration.
EPA	- Environmental Protection Agency.
LCS	- Laboratory Control Sample: A sample matrix, free from the analytes of interest, spiked with verified known amounts of analytes or a material containing known and verified amounts of analytes.
LCSD	- Laboratory Control Sample Duplicate: Refer to LCS.
LFB	- Laboratory Fortified Blank: A sample matrix, free from the analytes of interest, spiked with verified known amounts of analytes or a material containing known and verified amounts of analytes.
LOD	- Limit of Detection: This value represents the level to which a target analyte can reliably be detected for a specific analyte in a specific matrix by a specific method. The LOD includes any adjustments from dilutions, concentrations or moisture content, where applicable. (DoD report formats only.)
LOQ	- Limit of Quantitation: The value at which an instrument can accurately measure an analyte at a specific concentration. The LOQ includes any adjustments from dilutions, concentrations or moisture content, where applicable. (DoD report formats only.) Limit of Quantitation: The value at which an instrument can accurately measure an analyte at a specific concentration. The LOQ includes any adjustments from dilutions, concentrations or moisture content, where applicable. (DoD report formats only.)
MDL	- Method Detection Limit: This value represents the level to which target analyte concentrations are reported as estimated values, when those target analyte concentrations are quantified below the reporting limit (RL). The MDL includes any adjustments from dilutions, concentrations or moisture content, where applicable.
MS	- Matrix Spike Sample: A sample prepared by adding a known mass of target analyte to a specified amount of matrix sample for which an independent estimate of target analyte concentration is available. For Method 332.0, the spike recovery is calculated using the native concentration, including estimated values.
MSD	- Matrix Spike Sample Duplicate: Refer to MS.
NA	- Not Applicable.
NC	- Not Calculated: Term is utilized when one or more of the results utilized in the calculation are non-detect at the parameter's reporting unit.
NDPA/DPA	- N-Nitrosodiphenylamine/Diphenylamine.
NI	- Not Ignitable.
NP	- Non-Plastic: Term is utilized for the analysis of Atterberg Limits in soil.
NR	- No Results: Term is utilized when 'No Target Compounds Requested' is reported for the analysis of Volatile or Semivolatile Organic TIC only requests.
RL	- Reporting Limit: The value at which an instrument can accurately measure an analyte at a specific concentration. The RL includes any adjustments from dilutions, concentrations or moisture content, where applicable.
RPD	- Relative Percent Difference: The results from matrix and/or matrix spike duplicates are primarily designed to assess the precision of analytical results in a given matrix and are expressed as relative percent difference (RPD). Values which are less than five times the reporting limit for any individual parameter are evaluated by utilizing the absolute difference between the values; although the RPD value will be provided in the report.
SRM	- Standard Reference Material: A reference sample of a known or certified value that is of the same or similar matrix as the associated field samples.
STLP	- Semi-dynamic Tank Leaching Procedure per EPA Method 1315.
TEF	- Toxic Equivalency Factors: The values assigned to each dioxin and furan to evaluate their toxicity relative to 2,3,7,8-TCDD.
TEQ	- Toxic Equivalent: The measure of a sample's toxicity derived by multiplying each dioxin and furan by its corresponding TEF and then summing the resulting values.
TIC	- Tentatively Identified Compound: A compound that has been identified to be present and is not part of the target compound list (TCL) for the method and/or program. All TICs are qualitatively identified and reported as estimated concentrations.

Report Format: DU Report with 'J' Qualifiers

Project Name:	E-25060-RL-2530065	**Lab Number:**	L2649871
Project Number:	058161	**Report Date:**	08/10/26

Footnotes

1 - The reference for this analyte should be considered modified since this analyte is absent from the target analyte list of the original method.

Terms

Analytical Method: Both the document from which the method originates and the analytical reference method. (Example: EPA 8260B is shown as 1,8260B.) The codes for the reference method documents are provided in the References section of the Addendum.

Chlordane: The target compound Chlordane (CAS No. 57-74-9) is reported for GC ECD analyses. Per EPA,this compound "refers to a mixture of chlordane isomers, other chlorinated hydrocarbons and numerous other components." (Reference: USEPA Toxicological Review of Chlordane, In Support of Summary Information on the Integrated Risk Information System (IRIS), December 1997.)

Difference: With respect to Total Oxidizable Precursor (TOP) Assay analysis, the difference is defined as the Post-Treatment value minus the Pre-Treatment value.

Final pH: As it pertains to Sample Receipt & Container Information section of the report, Final pH reflects pH of container determined after adjustment at the laboratory, if applicable. If no adjustment required, value reflects Initial pH.

Frozen Date/Time: With respect to Volatile Organics in soil, Frozen Date/Time reflects the date/time at which associated Reagent Water-preserved vials were initially frozen. Note: If frozen date/time is beyond 48 hours from sample collection, value will be reflected in 'bold'.

Gasoline Range Organics (GRO): Gasoline Range Organics (GRO) results include all chromatographic peaks eluting from Methyl tert butyl ether through Naphthalene, with the exception of GRO analysis in support of State of Ohio programs, which includes all chromatographic peaks eluting from Hexane through Dodecane.

Initial pH: As it pertains to Sample Receipt & Container Information section of the report, Initial pH reflects pH of container determined upon receipt, if applicable.

PAH Total: With respect to Alkylated PAH analyses, the 'PAHs, Total' result is defined as the summation of results for all or a subset of the following compounds: Naphthalene, C1-C4 Naphthalenes, 2-Methylnaphthalene, 1-Methylnaphthalene, Biphenyl, Acenaphthylene, Acenaphthene, Fluorene, C1-C3 Fluorenes, Phenanthrene, C1-C4 Phenanthrenes/Anthracenes, Anthracene, Fluoranthene, Pyrene, C1-C4 Fluoranthenes/Pyrenes, Benz(a)anthracene, Chrysene, C1-C4 Chrysenes, Benzo(b)fluoranthene, Benzo(j)+(k)fluoranthene, Benzo(e)pyrene, Benzo(a)pyrene, Perylene, Indeno(1,2,3-cd)pyrene, Dibenz(ah)+(ac)anthracene, Benzo(g,h,i)perylene. If a 'Total' result is requested, the results of its individual components will also be reported.

PFAS Total: With respect to PFAS analyses, the 'PFAS, Total (5)' result is defined as the summation of results for: PFHpA, PFHxS, PFOA, PFNA and PFOS. In addition, the 'PFAS, Total (6)' result is defined as the summation of results for: PFHpA, PFHxS, PFOA, PFNA, PFDA and PFOS. For MassDEP DW compliance analysis only, the 'PFAS, Total (6)' result is defined as the summation of results at or above the RL. Note: If a 'Total' result is requested, the results of its individual components will also be reported.

Total: With respect to Organic analyses, a 'Total' result is defined as the summation of results for individual isomers or Aroclors. If a 'Total' result is requested, the results of its individual components will also be reported. This is applicable to 'Total' results for methods 8260, 8081 and 8082.

Data Qualifiers

A - Spectra identified as "Aldol Condensates" are byproducts of the extraction/concentration procedures when acetone is introduced in the process.

B - The analyte was detected above the reporting limit in the associated method blank. Flag only applies to associated field samples that have detectable concentrations of the analyte at less than ten times (10x) the concentration found in the blank. For MCP-related projects, flag only applies to associated field samples that have detectable concentrations of the analyte at less than ten times (10x) the concentration found in the blank. For DOD-related projects, flag only applies to associated field samples that have detectable concentrations of the analyte at less than ten times (10x) the concentration found in the blank AND the analyte was detected above one-half the reporting limit (or above the reporting limit for common lab contaminants) in the associated method blank. For NJ-Air-related projects, flag only applies to associated field samples that have detectable concentrations of the analyte above the reporting limit. For NJ-related projects (excluding Air), flag only applies to associated field samples that have detectable concentrations of the analyte, which was detected above the reporting limit in the associated method blank or above five times the reporting limit for common lab contaminants (Phthalates, Acetone, Methylene Chloride, 2-Butanone).

C - Co-elution: The target analyte co-elutes with a known lab standard (i.e. surrogate, internal standards, etc.) for co-extracted analyses.

D - Concentration of analyte was quantified from diluted analysis. Flag only applies to field samples that have detectable concentrations of the analyte.

E - Concentration of analyte exceeds the range of the calibration curve and/or linear range of the instrument.

F - The ratio of quantifier ion response to qualifier ion response falls outside of the laboratory criteria. Results are considered to be an estimated maximum concentration.

G - The concentration may be biased high due to matrix interferences (i.e, co-elution) with non-target compound(s). The result should be considered estimated.

H - The analysis of pH was performed beyond the regulatory-required holding time of 15 minutes from the time of sample collection.

I - The lower value for the two columns has been reported due to obvious interference.

J - Estimated value. The Target analyte concentration is below the quantitation limit (RL), but above the Method Detection Limit (MDL) or Estimated Detection Limit (EDL) for SPME-related analyses. This represents an estimated concentration for Tentatively Identified Compounds (TICs). For calculated parameters, this represents that one or more values used in the calculation were

Project Name:	E-25060-RL-2530065	**Lab Number:**	L2649871
Project Number:	058161	**Report Date:**	08/10/26

Data Qualifiers

estimated.

M - Reporting Limit (RL) exceeds the MCP CAM Reporting Limit for this analyte.

ND - Not detected at the method detection limit (MDL) for the sample, or estimated detection limit (EDL) for SPME-related analyses.

NJ - Presumptive evidence of compound. This represents an estimated concentration for Tentatively Identified Compounds (TICs), where the identification is based on a mass spectral library search.

P - The RPD between the results for the two columns exceeds the method-specified criteria.

Q - The quality control sample exceeds the associated acceptance criteria. For DOD-related projects, LCS and/or Continuing Calibration Standard exceedences are also qualified on all associated sample results. Note: This flag is not applicable for matrix spike recoveries when the sample concentration is greater than 4x the spike added or for batch duplicate RPD when the sample concentrations are less than 5x the RL. (Metals only.)

R - Analytical results are from sample re-analysis.

RE - Analytical results are from sample re-extraction.

S - Analytical results are from modified screening analysis.

V - The surrogate associated with this target analyte has a recovery outside the QC acceptance limits. (Applicable to MassDEP DW Compliance samples only.)

Z - The batch matrix spike and/or duplicate associated with this target analyte has a recovery/RPD outside the QC acceptance limits. (Applicable to MassDEP DW Compliance samples only.)

Project Name: E-25060-RL-2530065 **Lab Number:** L2649871

Project Number: 058161 **Report Date:** 08/10/26

REFERENCES

1 Test Methods for Evaluating Solid Waste: Physical/Chemical Methods. EPA SW-846. Third Edition. Updates I - VI, 2018.

LIMITATION OF LIABILITIES

Pace Analytical Services performs services with reasonable care and diligence normal to the analytical testing laboratory industry. In the event of an error, the sole and exclusive responsibility of Pace Analytical Services shall be to re-perform the work at it's own expense. In no event shall Pace Analytical Services be held liable for any incidental, consequential or special damages, including but not limited to, damages in any way connected with the use of, interpretation of, information or analysis provided by Pace Analytical Services.

We strongly urge our clients to comply with EPA protocol regarding sample volume, preservation, cooling, containers, sampling procedures, holding time and splitting of samples in the field.

ENV-FORM-WES2-0065 v03 Certificate/Approval Program Summary

Certification Information

The following analytes are not included in our Primary NELAP Scope of Accreditation:

PAS-WES2 Westborough Facility – 8 Walkup Dr. Westborough, MA 01581
EPA 8260D: NPW: 1,2,4,5-Tetramethylbenzene; 4-Ethyltoluene; SCM: Iodomethane (methyl iodide), 1,2,4,5-Tetramethylbenzene; 4-Ethyltoluene.
EPA 8270E: NPW: Dimethylnaphthalene,1,4-Diphenylhydrazine, alpha-Terpineol, Azobenzene; SCM: Dimethylnaphthalene,1,4-Diphenylhydrazine.
SM4500: NPW: Amenable Cyanide; SCM: Total Phosphorus, TKN, NO2, NO3.

PAS-MANS Mansfield Facility – 320 Forbes Blvd. Mansfield, MA 02048
SM 2540D: TSS.
Biological Tissue Matrix: EPA 3050B

PAS-MAN1 Mansfield Facility – 120 Forbes Blvd. Mansfield, MA 02048
EPA TO-15: Halothane, 2,4,4-Trimethyl-2-pentene, 2,4,4-Trimethyl-1-pentene, Thiophene, 2-Methylthiophene, 3-Methylthiophene, 2-Ethylthiophene, 1,2,3-Trimethylbenzene, Indan, Indene, 1,2,4,5-Tetramethylbenzene, Benzothiophene, 1-Methylnaphthalene.
MADEP-APH.

PAS-ELON East Longmeadow Facility – 39 Spruce Street East Longmeadow, MA 01028
EPA 524.2: 1,3,5-Trichlorobenzene, m/p-Xylene, o-xylene.
EPA 625.1: 1,2-Dichlorobenzene, 1,3-Dichlorobenzene, 1,4-Dichlorobenzene, N-Nitrosodiphenylamine**.**
EPA 8081B NPW and SCM: Alachlor, Endrin Ketone, Hexachlorobenzene.
EPA 8260D NPW: Tetrahydrofuran, 1,3,5-Trichlorobenzene; **SCM:** TAME, TBEE, Diethyl ether, DIPE, Tetrahydrofuran. 1,3,5-Trichlorobenzene, Freon-113**.**
EPA 8270E: NPW: Carbazole, 1-Methylnaphthalene, Pentachloronitrobenzene; **SCM:** Carbazole, 1-Methylnaphthalene**.**
EPA TO-13: Air: Benzo(e)pyrene, 1-Methylnaphthalene, 2-Methylnaphthalene, Perylene.
EPA TO-4A Pesticide Air: delta-BHC, Endosulfan I, Endosulfan II, Endosulfan Sulfate, Endrin, Endrin Aldehyde, Endrin Ketone, Hexachlorobenzene, Methoxychlor.
SM4500: NPW: Amenable Cyanide; **SCM:** Total Phosphorus, TKN, NH3, NECi: NO2, NO3, ASTMD516**.**

The following test method is not included in our New Jersey Secondary NELAP Scope of Accreditation:

PAS-MANS Mansfield Facility – 320 Forbes Blvd. Mansfield, MA 02048
Determination of Selected Perfluorinated Alkyl Substances by Solid Phase Extraction and Liquid Chromatography/Tandem Mass Spectrometry Isotope Dilution (via Alpha SOP 23528)

The following analytes are included in our Massachusetts DEP Scope of Accreditation:

PAS-WES2 Westborough Facility – 8 Walkup Dr. Westborough, MA 01581

Drinking Water
EPA 300.0: Chloride, Nitrate-N, Fluoride, Sulfate; **EPA 353.2**: Nitrate-N, Nitrite-N; **SM4500NO3-F**: Nitrate-N, Nitrite-N; **SM4500F-C, SM4500CN-CE, EPA 180.1, SM2130B, SM4500Cl-D, SM2320B, SM2540C, SM4500H-B, SM4500NO2-B**
EPA 504.1: EDB, DBCP.
Microbiology: **SM9215B; SM9223-P/A, SM9223B-Colilert-QT,**.

Non-Potable Water
SM4500H,B, EPA 120.1, SM2510B, SM2540C, SM2320B, SM4500CL-E, SM4500F-BC, SM4500NH3-BH: Ammonia-N and Kjeldahl-N, **EPA 350.1**: Ammonia-N, **LACHAT 10-107-06-1-B**: Ammonia-N, **EPA 351.1, SM4500NO3-F, EPA 353.2**: Nitrate-N**, SM4500P-E, SM4500P-B, E, SM4500SO4-E, SM5220D, EPA 410.4, SM5210B, SM4500CL-G, EPA 1664, EPA 420.1, SM4500-CN-CE, SM2540D, EPA 300: Chloride, Sulfate, Nitrate.**
Microbiology: **SM9223B-Colilert-QT; Enterolert-QT.**

PAS-MANS Mansfield Facility – 320 Forbes Blvd. Mansfield, MA 02048

Drinking Water
EPA 200.7: Al, Ba, Cd, Cr, Cu, Fe, Mn, Ni, Na, Ag, Ca, Zn. **EPA 200.8:** Al, Sb, As, Ba, Be, Cd, Cr, Cu, Pb, Mn, Ni, Se, Ag, TL, Zn. **EPA 245.1** Hg.
EPA 522, EPA 537.1.

Non-Potable Water
EPA 200.7: Al, Sb, As, Be, Cd, Ca, Cr, Co, Cu, Fe, Pb, Mg, Mn, Mo, Ni, K, Se, Ag, Na, Sr, TL, Ti, V, Zn.
EPA 200.8: Al, Sb**,** As, Be, Cd, Ca, Cr, Cu, Fe, Pb, Mg, Mn, Ni, K, Se, Ag, Na, TL, Zn.
EPA 245.1: Hg. **EPA 245.7:** Hg.
SM2340B

ENV-FORM-WES2-0065 v03 Certificate/Approval Program Summary

PAS-ELON East Longmeadow Facility – 39 Spruce Street East Longmeadow, MA 01028

Drinking Water
EPA 300.0: NO3, NO2, Fl, Cl, SO4. **NECI Reductase**: NO3, NO2.
SM4500F-C, SM4500Cl-B, SM4500CN-C,E, EPA 180.1, SM2320B, SM 2540C, SM4500H-B, SM4500SO4-E.
EPA 537.1; EPA 524.2: THMs and VOCs; **EPA 504.1:** EDB, DBCP.
Microbiology: SM9223-P/A: TC/EC; SM9223B-Colilert-enumeration: TC/EC; HPC-Simplate.

Non-Potable Water
SM4500H-B, SM2510B, SM2540C, SM2320B, SM4500Cl-B, SM4500NH3-B, C, EPA 350.1, NECi: NO3, **SM4500NH3-B, C: TKN, SM4500P-E: Ortho Phosphate, SM4500P-B, E: Total Phosphorus, EPA 410.4, SM5210B, SM5310C, SM4500CN-C, E, SM2540D, SM4500Cl-G, SM4500SO4-E, EPA 1664, EPA 420.1, EPA 300.0:** Cl, SO4, NO3.
EPA 624.1: Volatile Halocarbons, Volatile Aromatics.
EPA 608.3: Chlordane, Toxaphene, Aldrin, Alpha-BHC, Beta-BHC, Gamma-BHC, Delta-BHC, Dieldrin, DDD, DDE, DDT, Endosulfan I, Endosulfan II, Endosulfan Sulfate, Endrin, Endrin Aldehyde, Heptachlor, Heptachlor Epoxide, PCBs.
EPA 625.1: SVOC-Acid Extractables and Base/Neutrals
Microbiology: SM9223B-Colilert: E. coli (Ambient and Wastewater), **SM9223B-Colilert-18:** Fecal Coliform (Wastewater).

Certification IDs:

PAS-WES2 Westborough Facility – 8 Walkup Dr. Westborough, MA 01581
CT PH-0826, IL 200077, IN C-MA-03, KY KY98045, ME MA00086, MD 348, MA M-MA086, NH 2064, NJ MA935, NY 11148, NC (NPW/SCM) 666, OR MA-1316, PA 68-03671, RI LAO00065, TX T104704476, VT VT-0935, VA 460195.

PAS-MANS Mansfield Facility – 320 Forbes Blvd. Mansfield, MA 02048
ANAB/DoD L2474, CA 3117, CO MA00030, CT PH-0825, IL 200081, IN C-MA-04, KY KY98046, LA 85084, ME MA00030, MD 350, MA M-MA00030, MI 9110, MN 025-999-495, NV MA00030, NH 2062, NJ MA015, NY 11627, NC (NPW/SCM) 685, OR MA-0262, PA 68-02089, RI LAO00299, TX T-104704419, UT MA00030, VT VT-0015, VA 460194, WA C954.

PAS-MAN1 Mansfield Air Lab Facility – 120 Forbes Blvd. Mansfield, MA 02048
ANAB/DoD L2474, LA 245052, ME MA01156, MN 025-999-498, NH 2249, NJ MA025, NY 12191, OR 4203, TX T104704583, VA 460311, WA C1104.

PAS-ELON East Longmeadow Facility – 39 Spruce St. East Longmeadow, MA 01028
CT PH-0821, ME MA00100, MI 9100, NC (DENR) 652, NC (DW) 25703, MA M-MA100, NH (Secondary) 2516, NH (Primary) 2557, NJ MA007, NY 10899, PA 68-05812, RI LAO00373, VA 460217, VT-255716, WV DEP 419, WV-DW 9979C, LA 05130, LA-DW LA042, MD-DW 373, OH 87781.

For a complete listing of analytes and methods, please contact your Project Manager.

CHAIN OF CUSTODY

PAGE 1 OF 1

Date Rec'd in Lab: 8/5/26

Pace Job #: L2649871

WESTBORO, MA
TEL: 508-898-9220
FAX: 508-898-9193

MANSFIELD, MA
TEL: 508-822-9300
FAX: 508-822-3288

Client Information

Client: Sunoco Pipeline(SPLP)
Address: 100 Green St
Marcus Hook, PA
Phone: 610-859-6297
Fax:
Email: bradford.fish@energytransfer.com
☐ These samples have been previously analyzed by Pace

Project Information

Project Name: E-25060-RL-2530065
Project Location: Washington Crossing, PA
Project #: 058161
Project Manager: Mark Schaeffer
Pace Quote #:

Turn-Around Time

☐ Standard ☒ RUSH (only confirmed if pre-approved)
Date Due: 5-day TAT Time:

Report Information - Data Deliverables

☐ FAX ☐ EMAIL
☐ ADEx ☐ Add'l Deliverables

Billing Information

☐ Same as Client info PO #:

Regulatory Requirements/Report Limits

State /Fed Program	Criteria

Other Project Specific Requirements/Comments/Detection Limits:
Data Package: Level IV including CTEH & Environemental Standards EDDs; Bill to SPLP; VOC8260 list – benzene, toluene, ethylbenzene, total xylenes, methyl tert-butyl ether (MTBE), naphthalene, isopropylbenzene, 1,3,5-trimethylbenzene, 1,2,4-trimethylbenzene, 1,2-dichloroethane (EDC)

Pace Lab ID (Lab Use Only)	Sample ID	Collection Date	Collection Time	Sample Matrix	Sampler's Initials	VOCs- USEPA 8260C	EDB- USEPA 8011	Lead(dissolved)- USEPA 6020B										Sample Specific Comments	TOTAL # BOTTLES
49871 -01	UMPA20260803EB	8/05/26	1530	EB	MC	X	X	X										Equipment Blank	6
Container Type						V	V	P											
Preservative						B	H	C											

SAMPLE HANDLING
Filtration
☒ Done
☐ Not needed
☐ Lab to do
Preservation
☐ Lab to do
(Please specify below)

Relinquished By:	Date/Time	Received By:	Date/Time
Anthony Adams / Anthony A Stanley	8/4/26 1750	[illegible]	8/4/26 1750
[illegible]	8/4/26 2000	[illegible]	8-4-26 2000
[illegible]	8-4-26 2230	Anthony Green	AUG 04 2026 2310
Anthony Green AL 8-5 0200	AL 8-5 0330		

Please print clearly, legibly and completely. Samples can not be logged in and turnaround time clock will not start until any ambiguities are resolved. All samples submitted are subject to Pace's Terms and Conditions. See reverse side.

FORM NO. 01-01 (rev. 25-FEB-25)

08/05/26-0330

Sample Delivery Group Summary

Pace Job Number : L2649871

Received : 04-AUG-2026
Reviewer : Sara Salome

Account Name : Stantec, Inc.
Project Number : 058161
Project Name : E-25060-RL-2530065

Delivery Information

Samples Delivered By : Pace Courier

Chain of Custody : Present

Cooler Information

Cooler	Seal/Seal#	Preservation	Temperature(°C)	Additional Information
A	Absent/	Ice	3.9	
B	Absent/	Ice	3.6	

Condition Information

1) All samples on COC received?	**YES**
2) Extra samples received?	**NO**
3) Are there any sample container discrepancies?	**NO**
4) Are there any discrepancies between COC & sample labels?	**NO**
5) Are samples in appropriate containers for requested analysis?	**YES**
6) Are samples properly preserved for requested analysis?	**YES**
7) Are samples within holding time for requested analysis?	**YES**
8) All sampling equipment returned?	**NA**

Volatile Organics/VPH

1) Reagent Water Vials Frozen by Client?	**NO**

ANALYTICAL REPORT

Lab Number:	L2649872
Client:	Stantec, Inc. 1060 Andrew Drive Suite 140 West Chester, PA 19380
ATTN:	Mark Schaeffer
Phone:	(610) 407-7943
Project Name:	E-25060-RL-2530065
Project Number:	058161
Report Date:	08/11/26

The original project report/data package is held by Pace Analytical Services. This report/data package is paginated and should be reproduced only in its entirety. Pace Analytical Services holds no responsibility for results and/or data that are not consistent with the original.

Eight Walkup Drive, Westborough, MA 01581-1019
508-898-9220 (Fax) 508-898-9193 800-624-9220 - www.alphalab.com

Project Name: E-25060-RL-2530065
Project Number: 058161

Lab Number: L2649872
Report Date: 08/11/26

Lab Sample ID	Client ID	Matrix	Sample Location	Collection Date/Time	Receive Date
L2649872-01	UMPA260803TB	WATER	WASHINGTON CROSSING, PA	08/03/26 00:00	08/04/26

Project Name:	E-25060-RL-2530065	**Lab Number:**	L2649872
Project Number:	058161	**Report Date:**	08/11/26

Case Narrative

The samples were received in accordance with the Chain of Custody and no significant deviations were encountered during the preparation or analysis unless otherwise noted. Sample Receipt, Container Information, and the Chain of Custody are located at the back of the report.

Results contained within this report relate only to the samples submitted under this Pace Lab Number and meet NELAP requirements for all NELAP accredited parameters unless otherwise noted in the following narrative. The data presented in this report is organized by parameter (i.e. VOC, SVOC, etc.). Sample specific Quality Control data (i.e. Surrogate Spike Recovery) is reported at the end of the target analyte list for each individual sample, followed by the Laboratory Batch Quality Control at the end of each parameter. Tentatively Identified Compounds (TICs), if requested, are reported for compounds identified to be present and are not part of the method/program Target Compound List, even if only a subset of the TCL are being reported. If a sample was re-analyzed or re-extracted due to a required quality control corrective action and if both sets of data are reported, the Laboratory ID of the re-analysis or re-extraction is designated with an "R" or "RE", respectively.

When multiple Batch Quality Control elements are reported (e.g. more than one LCS), the associated samples for each element are noted in the grey shaded header line of each data table. Any Laboratory Batch, Sample Specific % recovery or RPD value that is outside the listed Acceptance Criteria is bolded in the report. In reference to questions H (CAM) or 4 (RCP) when "NO" is checked, the performance criteria for CAM and RCP methods allow for some quality control failures to occur and still be within method compliance. In these instances, the specific failure is not narrated but noted in the associated QC Outlier Summary Report, located directly after the Case Narrative. QC information is also incorporated in the Data Usability Assessment table (Format 11) of our Data Merger tool, where it can be reviewed in conjunction with the sample result, associated regulatory criteria and any associated data usability implications.

Soil/sediments and solids are reported on a dry weight basis unless otherwise noted. Tissues are reported "as received" or on a wet weight basis, unless otherwise noted. Definitions of all data qualifiers and acronyms used in this report are provided in the Glossary located at the back of the report.

HOLD POLICY - For samples submitted on hold, Pace's policy is to hold samples (with the exception of Air canisters) free of charge for 21 calendar days from the date the project is completed. After 21 calendar days, we will dispose of all samples submitted including those put on hold unless you have contacted your Pace Project Manager and made arrangements for Pace to continue to hold the samples. Air canisters will be disposed after 3 business days from the date the project is completed.

Please contact Project Management at 800-624-9220 with any questions.

Project Name:	E-25060-RL-2530065	**Lab Number:**	L2649872
Project Number:	058161	**Report Date:**	08/11/26

Case Narrative (continued)

Report Submission

All non-detect (ND) or estimated concentrations (J-qualified) have been quantitated to the limit noted in the MDL column.

I, the undersigned, attest under the pains and penalties of perjury that, to the best of my knowledge and belief and based upon my personal inquiry of those responsible for providing the information contained in this analytical report, such information is accurate and complete. This certificate of analysis is not complete unless this page accompanies any and all pages of this report.

Authorized Signature: Caitlin Walukevich

Title: Technical Director/Representative

Date: 08/11/26

QC OUTLIER SUMMARY REPORT

Project Name: E-25060-RL-2530065

Project Number: 058161

Lab Number: L2649872

Report Date: 08/11/26

Method	Client ID (Native ID)	Lab ID	Parameter	QC Type	Recovery/RPD (%)	QC Limits (%)	Associated Samples	Data Quality Assessment

There are no QC Outliers associated with this report.

ORGANICS

VOLATILES

Project Name: E-25060-RL-2530065 **Lab Number:** L2649872

Project Number: 058161 **Report Date:** 08/11/26

SAMPLE RESULTS

Lab ID: L2649872-01
Client ID: UMPA260803TB
Sample Location: WASHINGTON CROSSING, PA

Date Collected: 08/03/26 00:00
Date Received: 08/04/26
Field Prep: Not Specified

Sample Depth:
Matrix: Water
Analytical Method: 1,8011
Analytical Date: 08/06/26 13:48
Analyst: HNY

Extraction Method: EPA 8011
Extraction Date: 08/06/26 11:15

Parameter	Result	Qualifier	Units	RL	MDL	Dilution Factor	Column
Microextractables by GC - Westborough Lab							
1,2-Dibromoethane	ND		ug/l	0.010	0.005	1	A

Project Name: E-25060-RL-2530065 **Lab Number:** L2649872

Project Number: 058161 **Report Date:** 08/11/26

SAMPLE RESULTS

Lab ID: L2649872-01 Date Collected: 08/03/26 00:00

Client ID: UMPA260803TB Date Received: 08/04/26

Sample Location: WASHINGTON CROSSING, PA Field Prep: Not Specified

Sample Depth:

Matrix: Water

Analytical Method: 1,8260D

Analytical Date: 08/06/26 10:39

Analyst: KJW

Parameter	Result	Qualifier	Units	RL	MDL	Dilution Factor
Volatile Organics by GC/MS - Westborough Lab						
Methyl tert butyl ether	ND		ug/l	1.0	0.17	1
Benzene	ND		ug/l	0.50	0.16	1
1,2-Dichloroethane	ND		ug/l	0.50	0.13	1
Toluene	ND		ug/l	0.75	0.20	1
Ethylbenzene	ND		ug/l	0.50	0.17	1
p/m-Xylene	ND		ug/l	1.0	0.33	1
o-Xylene	ND		ug/l	1.0	0.39	1
Xylenes, Total	ND		ug/l	1.0	0.33	1
Isopropylbenzene	ND		ug/l	0.50	0.19	1
1,3,5-Trimethylbenzene	ND		ug/l	2.5	0.22	1
1,2,4-Trimethylbenzene	ND		ug/l	2.5	0.19	1
Naphthalene	ND		ug/l	1.0	0.22	1

Surrogate	% Recovery	Qualifier	Acceptance Criteria
1,2-Dichloroethane-d4	100		70-130
Toluene-d8	89		70-130
4-Bromofluorobenzene	79		70-130
Dibromofluoromethane	120		70-130

Project Name: E-25060-RL-2530065 **Lab Number:** L2649872

Project Number: 058161 **Report Date:** 08/11/26

Method Blank Analysis
Batch Quality Control

Analytical Method: 1,8011
Analytical Date: 08/06/26 12:50
Analyst: HNY

Extraction Method: EPA 8011
Extraction Date: 08/06/26 11:15

Parameter	Result	Qualifier	Units	RL	MDL	
Microextractables by GC - Westborough Lab for sample(s): 01 Batch: WG2251878-1						
1,2-Dibromoethane	ND		ug/l	0.010	0.005	A

Project Name: E-25060-RL-2530065 **Lab Number:** L2649872

Project Number: 058161 **Report Date:** 08/11/26

Method Blank Analysis
Batch Quality Control

Analytical Method: 1,8260D
Analytical Date: 08/06/26 09:36
Analyst: PID

Parameter	Result	Qualifier	Units	RL	MDL
Volatile Organics by GC/MS - Westborough Lab for sample(s): 01 Batch: WG2252062-5					
Methyl tert butyl ether	ND		ug/l	1.0	0.17
Benzene	ND		ug/l	0.50	0.16
1,2-Dichloroethane	ND		ug/l	0.50	0.13
Toluene	ND		ug/l	0.75	0.20
Ethylbenzene	ND		ug/l	0.50	0.17
p/m-Xylene	ND		ug/l	1.0	0.33
o-Xylene	ND		ug/l	1.0	0.39
Xylenes, Total	ND		ug/l	1.0	0.33
Isopropylbenzene	ND		ug/l	0.50	0.19
1,3,5-Trimethylbenzene	ND		ug/l	2.5	0.22
1,2,4-Trimethylbenzene	ND		ug/l	2.5	0.19
Naphthalene	ND		ug/l	1.0	0.22

Surrogate	%Recovery	Qualifier	Acceptance Criteria
1,2-Dichloroethane-d4	101		70-130
Toluene-d8	91		70-130
4-Bromofluorobenzene	87		70-130
Dibromofluoromethane	120		70-130

Lab Control Sample Analysis
Batch Quality Control

Project Name: E-25060-RL-2530065
Project Number: 058161
Lab Number: L2649872
Report Date: 08/11/26

Parameter	LCS %Recovery	Qual	LCSD %Recovery	Qual	%Recovery Limits	RPD	Qual	RPD Limits	Column
Microextractables by GC - Westborough Lab Associated sample(s): 01 Batch: WG2251878-2									
1,2-Dibromoethane	98		-		60-140	-			A

Lab Control Sample Analysis
Batch Quality Control

Project Name: E-25060-RL-2530065
Project Number: 058161
Lab Number: L2649872
Report Date: 08/11/26

Parameter	LCS %Recovery	Qual	LCSD %Recovery	Qual	%Recovery Limits	RPD	Qual	RPD Limits
Volatile Organics by GC/MS - Westborough Lab Associated sample(s): 01 Batch: WG2252062-3 WG2252062-4								
Methyl tert butyl ether	71		71		63-130	0		20
Benzene	92		90		70-130	2		20
1,2-Dichloroethane	91		91		70-130	0		20
Toluene	83		82		70-130	1		20
Ethylbenzene	85		85		70-130	0		20
p/m-Xylene	95		90		70-130	5		20
o-Xylene	85		90		70-130	6		20
Isopropylbenzene	82		82		70-130	0		20
1,3,5-Trimethylbenzene	80		79		64-130	1		20
1,2,4-Trimethylbenzene	80		78		70-130	3		20
Naphthalene	85		78		70-130	9		20

Surrogate	LCS %Recovery	Qual	LCSD %Recovery	Qual	Acceptance Criteria
1,2-Dichloroethane-d4	99		105		70-130
Toluene-d8	92		92		70-130
4-Bromofluorobenzene	74		74		70-130
Dibromofluoromethane	111		111		70-130

Project Name: E-25060-RL-2530065
Project Number: 058161

Lab Number: L2649872
Report Date: 08/11/26

Sample Receipt and Container Information

Were project specific reporting limits specified? YES

Cooler Information

Cooler	Custody Seal
A	Absent
B	Absent

Container Information

Container ID	Container Type	Cooler	Initial pH	Final pH	Temp deg C	Pres	Seal	Frozen Date/Time	Analysis(*)
L2649872-01A	Vial HCl preserved	NA	NA			Y	Absent		PA-8260(14)
L2649872-01C	Vial HCl preserved	NA	NA			Y	Absent		PA-8260(14)
L2649872-01D	Vial Na2S2O3 preserved	NA	NA			Y	Absent		8011(14)
L2649872-01F	Vial Na2S2O3 preserved	NA	NA			Y	Absent		8011(14)

*Values in parentheses indicate holding time in days

Project Name:	E-25060-RL-2530065	**Lab Number:**	L2649872
Project Number:	058161	**Report Date:**	08/11/26

GLOSSARY

Acronyms

DL	- Detection Limit: This value represents the level to which target analyte concentrations are reported as estimated values, when those target analyte concentrations are quantified below the limit of quantitation (LOQ). The DL includes any adjustments from dilutions, concentrations or moisture content, where applicable. (DoD report formats only.)
EDL	- Estimated Detection Limit: This value represents the level to which target analyte concentrations are reported as estimated values, when those target analyte concentrations are quantified below the reporting limit (RL). The EDL includes any adjustments from dilutions, concentrations or moisture content, where applicable. The use of EDLs is specific to the analysis of PAHs using Solid-Phase Microextraction (SPME).
EMPC	- Estimated Maximum Possible Concentration: The concentration that results from the signal present at the retention time of an analyte when the ions meet all of the identification criteria except the ion abundance ratio criteria. An EMPC is a worst-case estimate of the concentration.
EPA	- Environmental Protection Agency.
LCS	- Laboratory Control Sample: A sample matrix, free from the analytes of interest, spiked with verified known amounts of analytes or a material containing known and verified amounts of analytes.
LCSD	- Laboratory Control Sample Duplicate: Refer to LCS.
LFB	- Laboratory Fortified Blank: A sample matrix, free from the analytes of interest, spiked with verified known amounts of analytes or a material containing known and verified amounts of analytes.
LOD	- Limit of Detection: This value represents the level to which a target analyte can reliably be detected for a specific analyte in a specific matrix by a specific method. The LOD includes any adjustments from dilutions, concentrations or moisture content, where applicable. (DoD report formats only.)
LOQ	- Limit of Quantitation: The value at which an instrument can accurately measure an analyte at a specific concentration. The LOQ includes any adjustments from dilutions, concentrations or moisture content, where applicable. (DoD report formats only.) Limit of Quantitation: The value at which an instrument can accurately measure an analyte at a specific concentration. The LOQ includes any adjustments from dilutions, concentrations or moisture content, where applicable. (DoD report formats only.)
MDL	- Method Detection Limit: This value represents the level to which target analyte concentrations are reported as estimated values, when those target analyte concentrations are quantified below the reporting limit (RL). The MDL includes any adjustments from dilutions, concentrations or moisture content, where applicable.
MS	- Matrix Spike Sample: A sample prepared by adding a known mass of target analyte to a specified amount of matrix sample for which an independent estimate of target analyte concentration is available. For Method 332.0, the spike recovery is calculated using the native concentration, including estimated values.
MSD	- Matrix Spike Sample Duplicate: Refer to MS.
NA	- Not Applicable.
NC	- Not Calculated: Term is utilized when one or more of the results utilized in the calculation are non-detect at the parameter's reporting unit.
NDPA/DPA	- N-Nitrosodiphenylamine/Diphenylamine.
NI	- Not Ignitable.
NP	- Non-Plastic: Term is utilized for the analysis of Atterberg Limits in soil.
NR	- No Results: Term is utilized when 'No Target Compounds Requested' is reported for the analysis of Volatile or Semivolatile Organic TIC only requests.
RL	- Reporting Limit: The value at which an instrument can accurately measure an analyte at a specific concentration. The RL includes any adjustments from dilutions, concentrations or moisture content, where applicable.
RPD	- Relative Percent Difference: The results from matrix and/or matrix spike duplicates are primarily designed to assess the precision of analytical results in a given matrix and are expressed as relative percent difference (RPD). Values which are less than five times the reporting limit for any individual parameter are evaluated by utilizing the absolute difference between the values; although the RPD value will be provided in the report.
SRM	- Standard Reference Material: A reference sample of a known or certified value that is of the same or similar matrix as the associated field samples.
STLP	- Semi-dynamic Tank Leaching Procedure per EPA Method 1315.
TEF	- Toxic Equivalency Factors: The values assigned to each dioxin and furan to evaluate their toxicity relative to 2,3,7,8-TCDD.
TEQ	- Toxic Equivalent: The measure of a sample's toxicity derived by multiplying each dioxin and furan by its corresponding TEF and then summing the resulting values.
TIC	- Tentatively Identified Compound: A compound that has been identified to be present and is not part of the target compound list (TCL) for the method and/or program. All TICs are qualitatively identified and reported as estimated concentrations.

Report Format: DU Report with 'J' Qualifiers

Project Name:	E-25060-RL-2530065	**Lab Number:**	L2649872
Project Number:	058161	**Report Date:**	08/11/26

Footnotes

1 - The reference for this analyte should be considered modified since this analyte is absent from the target analyte list of the original method.

Terms

Analytical Method: Both the document from which the method originates and the analytical reference method. (Example: EPA 8260B is shown as 1,8260B.) The codes for the reference method documents are provided in the References section of the Addendum.

Chlordane: The target compound Chlordane (CAS No. 57-74-9) is reported for GC ECD analyses. Per EPA,this compound "refers to a mixture of chlordane isomers, other chlorinated hydrocarbons and numerous other components." (Reference: USEPA Toxicological Review of Chlordane, In Support of Summary Information on the Integrated Risk Information System (IRIS), December 1997.)

Difference: With respect to Total Oxidizable Precursor (TOP) Assay analysis, the difference is defined as the Post-Treatment value minus the Pre-Treatment value.

Final pH: As it pertains to Sample Receipt & Container Information section of the report, Final pH reflects pH of container determined after adjustment at the laboratory, if applicable. If no adjustment required, value reflects Initial pH.

Frozen Date/Time: With respect to Volatile Organics in soil, Frozen Date/Time reflects the date/time at which associated Reagent Water-preserved vials were initially frozen. Note: If frozen date/time is beyond 48 hours from sample collection, value will be reflected in 'bold'.

Gasoline Range Organics (GRO): Gasoline Range Organics (GRO) results include all chromatographic peaks eluting from Methyl tert butyl ether through Naphthalene, with the exception of GRO analysis in support of State of Ohio programs, which includes all chromatographic peaks eluting from Hexane through Dodecane.

Initial pH: As it pertains to Sample Receipt & Container Information section of the report, Initial pH reflects pH of container determined upon receipt, if applicable.

PAH Total: With respect to Alkylated PAH analyses, the 'PAHs, Total' result is defined as the summation of results for all or a subset of the following compounds: Naphthalene, C1-C4 Naphthalenes, 2-Methylnaphthalene, 1-Methylnaphthalene, Biphenyl, Acenaphthylene, Acenaphthene, Fluorene, C1-C3 Fluorenes, Phenanthrene, C1-C4 Phenanthrenes/Anthracenes, Anthracene, Fluoranthene, Pyrene, C1-C4 Fluoranthenes/Pyrenes, Benz(a)anthracene, Chrysene, C1-C4 Chrysenes, Benzo(b)fluoranthene, Benzo(j)+(k)fluoranthene, Benzo(e)pyrene, Benzo(a)pyrene, Perylene, Indeno(1,2,3-cd)pyrene, Dibenz(ah)+(ac)anthracene, Benzo(g,h,i)perylene. If a 'Total' result is requested, the results of its individual components will also be reported.

PFAS Total: With respect to PFAS analyses, the 'PFAS, Total (5)' result is defined as the summation of results for: PFHpA, PFHxS, PFOA, PFNA and PFOS. In addition, the 'PFAS, Total (6)' result is defined as the summation of results for: PFHpA, PFHxS, PFOA, PFNA, PFDA and PFOS. For MassDEP DW compliance analysis only, the 'PFAS, Total (6)' result is defined as the summation of results at or above the RL. Note: If a 'Total' result is requested, the results of its individual components will also be reported.

Total: With respect to Organic analyses, a 'Total' result is defined as the summation of results for individual isomers or Aroclors. If a 'Total' result is requested, the results of its individual components will also be reported. This is applicable to 'Total' results for methods 8260, 8081 and 8082.

Data Qualifiers

A - Spectra identified as "Aldol Condensates" are byproducts of the extraction/concentration procedures when acetone is introduced in the process.

B - The analyte was detected above the reporting limit in the associated method blank. Flag only applies to associated field samples that have detectable concentrations of the analyte at less than ten times (10x) the concentration found in the blank. For MCP-related projects, flag only applies to associated field samples that have detectable concentrations of the analyte at less than ten times (10x) the concentration found in the blank. For DOD-related projects, flag only applies to associated field samples that have detectable concentrations of the analyte at less than ten times (10x) the concentration found in the blank AND the analyte was detected above one-half the reporting limit (or above the reporting limit for common lab contaminants) in the associated method blank. For NJ-Air-related projects, flag only applies to associated field samples that have detectable concentrations of the analyte above the reporting limit. For NJ-related projects (excluding Air), flag only applies to associated field samples that have detectable concentrations of the analyte, which was detected above the reporting limit in the associated method blank or above five times the reporting limit for common lab contaminants (Phthalates, Acetone, Methylene Chloride, 2-Butanone).

C - Co-elution: The target analyte co-elutes with a known lab standard (i.e. surrogate, internal standards, etc.) for co-extracted analyses.

D - Concentration of analyte was quantified from diluted analysis. Flag only applies to field samples that have detectable concentrations of the analyte.

E - Concentration of analyte exceeds the range of the calibration curve and/or linear range of the instrument.

F - The ratio of quantifier ion response to qualifier ion response falls outside of the laboratory criteria. Results are considered to be an estimated maximum concentration.

G - The concentration may be biased high due to matrix interferences (i.e, co-elution) with non-target compound(s). The result should be considered estimated.

H - The analysis of pH was performed beyond the regulatory-required holding time of 15 minutes from the time of sample collection.

I - The lower value for the two columns has been reported due to obvious interference.

J - Estimated value. The Target analyte concentration is below the quantitation limit (RL), but above the Method Detection Limit (MDL) or Estimated Detection Limit (EDL) for SPME-related analyses. This represents an estimated concentration for Tentatively Identified Compounds (TICs). For calculated parameters, this represents that one or more values used in the calculation were

Project Name:	E-25060-RL-2530065	**Lab Number:**	L2649872
Project Number:	058161	**Report Date:**	08/11/26

Data Qualifiers

estimated.

M - Reporting Limit (RL) exceeds the MCP CAM Reporting Limit for this analyte.

ND - Not detected at the method detection limit (MDL) for the sample, or estimated detection limit (EDL) for SPME-related analyses.

NJ - Presumptive evidence of compound. This represents an estimated concentration for Tentatively Identified Compounds (TICs), where the identification is based on a mass spectral library search.

P - The RPD between the results for the two columns exceeds the method-specified criteria.

Q - The quality control sample exceeds the associated acceptance criteria. For DOD-related projects, LCS and/or Continuing Calibration Standard exceedences are also qualified on all associated sample results. Note: This flag is not applicable for matrix spike recoveries when the sample concentration is greater than 4x the spike added or for batch duplicate RPD when the sample concentrations are less than 5x the RL. (Metals only.)

R - Analytical results are from sample re-analysis.

RE - Analytical results are from sample re-extraction.

S - Analytical results are from modified screening analysis.

V - The surrogate associated with this target analyte has a recovery outside the QC acceptance limits. (Applicable to MassDEP DW Compliance samples only.)

Z - The batch matrix spike and/or duplicate associated with this target analyte has a recovery/RPD outside the QC acceptance limits. (Applicable to MassDEP DW Compliance samples only.)

Project Name: E-25060-RL-2530065 **Lab Number:** L2649872

Project Number: 058161 **Report Date:** 08/11/26

REFERENCES

1 Test Methods for Evaluating Solid Waste: Physical/Chemical Methods. EPA SW-846. Third Edition. Updates I - VI, 2018.

LIMITATION OF LIABILITIES

Pace Analytical Services performs services with reasonable care and diligence normal to the analytical testing laboratory industry. In the event of an error, the sole and exclusive responsibility of Pace Analytical Services shall be to re-perform the work at it's own expense. In no event shall Pace Analytical Services be held liable for any incidental, consequential or special damages, including but not limited to, damages in any way connected with the use of, interpretation of, information or analysis provided by Pace Analytical Services.

We strongly urge our clients to comply with EPA protocol regarding sample volume, preservation, cooling, containers, sampling procedures, holding time and splitting of samples in the field.

ENV-FORM-WES2-0065 v03 Certificate/Approval Program Summary

Certification Information

The following analytes are not included in our Primary NELAP Scope of Accreditation:

PAS-WES2 Westborough Facility – 8 Walkup Dr. Westborough, MA 01581
EPA 8260D: NPW: 1,2,4,5-Tetramethylbenzene; 4-Ethyltoluene; SCM: Iodomethane (methyl iodide), 1,2,4,5-Tetramethylbenzene; 4-Ethyltoluene.
EPA 8270E: NPW: Dimethylnaphthalene,1,4-Diphenylhydrazine, alpha-Terpineol, Azobenzene; SCM: Dimethylnaphthalene,1,4-Diphenylhydrazine.
SM4500: NPW: Amenable Cyanide; SCM: Total Phosphorus, TKN, NO2, NO3.

PAS-MANS Mansfield Facility – 320 Forbes Blvd. Mansfield, MA 02048
SM 2540D: TSS.
Biological Tissue Matrix: EPA 3050B

PAS-MAN1 Mansfield Facility – 120 Forbes Blvd. Mansfield, MA 02048
EPA TO-15: Halothane, 2,4,4-Trimethyl-2-pentene, 2,4,4-Trimethyl-1-pentene, Thiophene, 2-Methylthiophene, 3-Methylthiophene, 2-Ethylthiophene, 1,2,3-Trimethylbenzene, Indan, Indene, 1,2,4,5-Tetramethylbenzene, Benzothiophene, 1-Methylnaphthalene.
MADEP-APH.

PAS-ELON East Longmeadow Facility – 39 Spruce Street East Longmeadow, MA 01028
EPA 524.2: 1,3,5-Trichlorobenzene, m/p-Xylene, o-xylene.
EPA 625.1: 1,2-Dichlorobenzene, 1,3-Dichlorobenzene, 1,4-Dichlorobenzene, N-Nitrosodiphenylamine**.**
EPA 8081B NPW and SCM: Alachlor, Endrin Ketone, Hexachlorobenzene.
EPA 8260D NPW: Tetrahydrofuran, 1,3,5-Trichlorobenzene; **SCM:** TAME, TBEE, Diethyl ether, DIPE, Tetrahydrofuran. 1,3,5-Trichlorobenzene, Freon-113**.**
EPA 8270E: NPW: Carbazole, 1-Methylnaphthalene, Pentachloronitrobenzene; **SCM:** Carbazole, 1-Methylnaphthalene**.**
EPA TO-13: Air: Benzo(e)pyrene, 1-Methylnaphthalene, 2-Methylnaphthalene, Perylene.
EPA TO-4A Pesticide Air: delta-BHC, Endosulfan I, Endosulfan II, Endosulfan Sulfate, Endrin, Endrin Aldehyde, Endrin Ketone, Hexachlorobenzene, Methoxychlor.
SM4500: NPW: Amenable Cyanide; **SCM:** Total Phosphorus, TKN, NH3, NECi: NO2, NO3, ASTMD516**.**

The following test method is not included in our New Jersey Secondary NELAP Scope of Accreditation:

PAS-MANS Mansfield Facility – 320 Forbes Blvd. Mansfield, MA 02048
Determination of Selected Perfluorinated Alkyl Substances by Solid Phase Extraction and Liquid Chromatography/Tandem Mass Spectrometry Isotope Dilution (via Alpha SOP 23528)

The following analytes are included in our Massachusetts DEP Scope of Accreditation:

PAS-WES2 Westborough Facility – 8 Walkup Dr. Westborough, MA 01581

Drinking Water
EPA 300.0: Chloride, Nitrate-N, Fluoride, Sulfate; **EPA 353.2**: Nitrate-N, Nitrite-N; **SM4500NO3-F**: Nitrate-N, Nitrite-N; **SM4500F-C, SM4500CN-CE, EPA 180.1, SM2130B, SM4500Cl-D, SM2320B, SM2540C, SM4500H-B, SM4500NO2-B**
EPA 504.1: EDB, DBCP.
Microbiology: **SM9215B; SM9223-P/A, SM9223B-Colilert-QT,**.

Non-Potable Water
SM4500H,B, EPA 120.1, SM2510B, SM2540C, SM2320B, SM4500CL-E, SM4500F-BC, SM4500NH3-BH: Ammonia-N and Kjeldahl-N, **EPA 350.1**: Ammonia-N, **LACHAT 10-107-06-1-B**: Ammonia-N, **EPA 351.1, SM4500NO3-F, EPA 353.2**: Nitrate-N**, SM4500P-E, SM4500P-B, E, SM4500SO4-E, SM5220D, EPA 410.4, SM5210B, SM4500CL-G, EPA 1664, EPA 420.1, SM4500-CN-CE, SM2540D, EPA 300: Chloride, Sulfate, Nitrate.**
Microbiology: **SM9223B-Colilert-QT; Enterolert-QT.**

PAS-MANS Mansfield Facility – 320 Forbes Blvd. Mansfield, MA 02048

Drinking Water
EPA 200.7: Al, Ba, Cd, Cr, Cu, Fe, Mn, Ni, Na, Ag, Ca, Zn. **EPA 200.8:** Al, Sb, As, Ba, Be, Cd, Cr, Cu, Pb, Mn, Ni, Se, Ag, TL, Zn. **EPA 245.1** Hg.
EPA 522, EPA 537.1.

Non-Potable Water
EPA 200.7: Al, Sb, As, Be, Cd, Ca, Cr, Co, Cu, Fe, Pb, Mg, Mn, Mo, Ni, K, Se, Ag, Na, Sr, TL, Ti, V, Zn.
EPA 200.8: Al, Sb**,** As, Be, Cd, Ca, Cr, Cu, Fe, Pb, Mg, Mn, Ni, K, Se, Ag, Na, TL, Zn.
EPA 245.1: Hg. **EPA 245.7:** Hg.
SM2340B

ENV-FORM-WES2-0065 v03 Certificate/Approval Program Summary

PAS-ELON East Longmeadow Facility – 39 Spruce Street East Longmeadow, MA 01028

Drinking Water
EPA 300.0: NO3, NO2, Fl, Cl, SO4. **NECI Reductase**: NO3, NO2.
SM4500F-C, SM4500Cl-B, SM4500CN-C,E, EPA 180.1, SM2320B, SM 2540C, SM4500H-B, SM4500SO4-E.
EPA 537.1; EPA 524.2: THMs and VOCs; **EPA 504.1:** EDB, DBCP.
Microbiology: SM9223-P/A: TC/EC; SM9223B-Colilert-enumeration: TC/EC; HPC-Simplate.

Non-Potable Water
SM4500H-B, SM2510B, SM2540C, SM2320B, SM4500Cl-B, SM4500NH3-B, C, EPA 350.1, NECi: NO3, **SM4500NH3-B, C: TKN, SM4500P-E: Ortho Phosphate, SM4500P-B, E: Total Phosphorus, EPA 410.4, SM5210B, SM5310C, SM4500CN-C, E, SM2540D, SM4500Cl-G, SM4500SO4-E, EPA 1664, EPA 420.1, EPA 300.0:** Cl, SO4, NO3.
EPA 624.1: Volatile Halocarbons, Volatile Aromatics.
EPA 608.3: Chlordane, Toxaphene, Aldrin, Alpha-BHC, Beta-BHC, Gamma-BHC, Delta-BHC, Dieldrin, DDD, DDE, DDT, Endosulfan I, Endosulfan II, Endosulfan Sulfate, Endrin, Endrin Aldehyde, Heptachlor, Heptachlor Epoxide, PCBs.
EPA 625.1: SVOC-Acid Extractables and Base/Neutrals
Microbiology: SM9223B-Colilert: E. coli (Ambient and Wastewater), **SM9223B-Colilert-18:** Fecal Coliform (Wastewater).

Certification IDs:

PAS-WES2 Westborough Facility – 8 Walkup Dr. Westborough, MA 01581
CT PH-0826, IL 200077, IN C-MA-03, KY KY98045, ME MA00086, MD 348, MA M-MA086, NH 2064, NJ MA935, NY 11148, NC (NPW/SCM) 666, OR MA-1316, PA 68-03671, RI LAO00065, TX T104704476, VT VT-0935, VA 460195.

PAS-MANS Mansfield Facility – 320 Forbes Blvd. Mansfield, MA 02048
ANAB/DoD L2474, CA 3117, CO MA00030, CT PH-0825, IL 200081, IN C-MA-04, KY KY98046, LA 85084, ME MA00030, MD 350, MA M-MA00030, MI 9110, MN 025-999-495, NV MA00030, NH 2062, NJ MA015, NY 11627, NC (NPW/SCM) 685, OR MA-0262, PA 68-02089, RI LAO00299, TX T-104704419, UT MA00030, VT VT-0015, VA 460194, WA C954.

PAS-MAN1 Mansfield Air Lab Facility – 120 Forbes Blvd. Mansfield, MA 02048
ANAB/DoD L2474, LA 245052, ME MA01156, MN 025-999-498, NH 2249, NJ MA025, NY 12191, OR 4203, TX T104704583, VA 460311, WA C1104.

PAS-ELON East Longmeadow Facility – 39 Spruce St. East Longmeadow, MA 01028
CT PH-0821, ME MA00100, MI 9100, NC (DENR) 652, NC (DW) 25703, MA M-MA100, NH (Secondary) 2516, NH (Primary) 2557, NJ MA007, NY 10899, PA 68-05812, RI LAO00373, VA 460217, VT-255716, WV DEP 419, WV-DW 9979C, LA 05130, LA-DW LA042, MD-DW 373, OH 87781.

For a complete listing of analytes and methods, please contact your Project Manager.

CHAIN OF CUSTODY

PAGE 1 OF 1

Date Rec'd in Lab: 8/5/26

Pace Job #: L2649872

WESTBORO, MA TEL: 508-898-9220 FAX: 508-898-9193
MANSFIELD, MA TEL: 508-822-9300 FAX: 508-822-3288

Client Information

Client: Sunoco Pipeline(SPLP)
Address: 100 Green St
Marcus Hook, PA
Phone: 610-859-6297
Fax:
Email: bradford.fish@energytransfer.com
☐ These samples have been previously analyzed by Pace

Project Information

Project Name: E-25060-RL-2530065
Project Location: Washington Crossing, PA
Project #: 058161
Project Manager: Mark Schaeffer
Pace Quote #:

Turn-Around Time

☐ Standard ☒ RUSH (only confirmed if are approved)
Date Due: 5-day TAT Time:

Report Information - Data Deliverables

☐ FAX ☐ EMAIL
☐ ADEx ☐ Add'l Deliverables

Billing Information

☐ Same as Client info PO #:

Regulatory Requirements/Report Limits

State /Fed Program | Criteria

Other Project Specific Requirements/Comments/Detection Limits:
Data Package: Level IV including CTEH & Environemental Standards EDDs; Bill to SPLP; VOC8260 list – benzene, toluene, ethylbenzene, total xylenes, methyl tert-butyl ether (MTBE), naphthalene, isopropylbenzene, 1,3,5-trimethylbenzene, 1,2,4-trimethylbenzene, 1,2-dichloroethane (EDC)

Pace Lab ID (Lab Use Only)	Sample ID	Collection Date	Collection Time	Sample Matrix	Sampler's Initials	VOCs- USEPA 8260C	EDB- USEPA 8011	Lead(dissolved)- USEPA 6020B	Sample Specific Comments	Total # Bottles
49872-01	UMPA260803TB	8/03/26	--	TB	--	X	X		Trip Blank	4

SAMPLE HANDLING
Filtration ☒ Done ☐ Not needed ☐ Lab to do
Preservation ☐ Lab to do (Please specify below)

Container Type	V	V	P
Preservative	B	H	C

Relinquished By:	Date/Time	Received By:	Date/Time
Anthony Adams Clinton Stanley Pace	8/4/26 1750	Pace	8/4/26 1750
Pace	8/4/26 2000	Pace	8/4/26 2000
Anthony Green	8/4/26 2330	Anthony Green	AUG 04 2026 2310
AL 8-5 0200		AL 8-5 0330	08/05/26-0330

Please print clearly, legibly and completely. Samples can not be logged in and turnaround time clock will not start until any ambiguities are resolved. All samples submitted are subject to Pace's Terms and Conditions. See reverse side.

FORM NO: 01-01 (rev. 25-FEB-25)

Sample Delivery Group Summary

Pace Job Number : L2649872

Received : 04-AUG-2026
Reviewer : Sara Salome

Account Name : Stantec, Inc.
Project Number : 058161
Project Name : E-25060-RL-2530065

Delivery Information

Samples Delivered By : Pace Courier

Chain of Custody : Present

Cooler Information

Cooler	Seal/Seal#	Preservation	Temperature(°C)	Additional Information
A	Absent/	Ice	3.9	
B	Absent/	Ice	3.6	

Condition Information

1) All samples on COC received?	**YES**
2) Extra samples received?	**NO**
3) Are there any sample container discrepancies?	**NO**
4) Are there any discrepancies between COC & sample labels?	**NO**
5) Are samples in appropriate containers for requested analysis?	**YES**
6) Are samples properly preserved for requested analysis?	**YES**
7) Are samples within holding time for requested analysis?	**YES**
8) All sampling equipment returned?	**NA**

Volatile Organics/VPH

1) Reagent Water Vials Frozen by Client?	**NO**

ANALYTICAL REPORT

Lab Number:	L2649873
Client:	Stantec, Inc. 1060 Andrew Drive Suite 140 West Chester, PA 19380
ATTN:	Mark Schaeffer
Phone:	(610) 407-7943
Project Name:	E-25060-RL-2530065
Project Number:	058161
Report Date:	08/10/26

The original project report/data package is held by Pace Analytical Services. This report/data package is paginated and should be reproduced only in its entirety. Pace Analytical Services holds no responsibility for results and/or data that are not consistent with the original.

Eight Walkup Drive, Westborough, MA 01581-1019
508-898-9220 (Fax) 508-898-9193 800-624-9220 - www.alphalab.com

Project Name: E-25060-RL-2530065
Project Number: 058161

Lab Number: L2649873
Report Date: 08/10/26

Lab Sample ID	Client ID	Matrix	Sample Location	Collection Date/Time	Receive Date
L2649873-01	UMPA260804EB	WATER	WASHINGTON CROSSING, PA	08/04/26 10:15	08/04/26

Project Name:	E-25060-RL-2530065	**Lab Number:**	L2649873
Project Number:	058161	**Report Date:**	08/10/26

Case Narrative

The samples were received in accordance with the Chain of Custody and no significant deviations were encountered during the preparation or analysis unless otherwise noted. Sample Receipt, Container Information, and the Chain of Custody are located at the back of the report.

Results contained within this report relate only to the samples submitted under this Pace Lab Number and meet NELAP requirements for all NELAP accredited parameters unless otherwise noted in the following narrative. The data presented in this report is organized by parameter (i.e. VOC, SVOC, etc.). Sample specific Quality Control data (i.e. Surrogate Spike Recovery) is reported at the end of the target analyte list for each individual sample, followed by the Laboratory Batch Quality Control at the end of each parameter. Tentatively Identified Compounds (TICs), if requested, are reported for compounds identified to be present and are not part of the method/program Target Compound List, even if only a subset of the TCL are being reported. If a sample was re-analyzed or re-extracted due to a required quality control corrective action and if both sets of data are reported, the Laboratory ID of the re-analysis or re-extraction is designated with an "R" or "RE", respectively.

When multiple Batch Quality Control elements are reported (e.g. more than one LCS), the associated samples for each element are noted in the grey shaded header line of each data table. Any Laboratory Batch, Sample Specific % recovery or RPD value that is outside the listed Acceptance Criteria is bolded in the report. In reference to questions H (CAM) or 4 (RCP) when "NO" is checked, the performance criteria for CAM and RCP methods allow for some quality control failures to occur and still be within method compliance. In these instances, the specific failure is not narrated but noted in the associated QC Outlier Summary Report, located directly after the Case Narrative. QC information is also incorporated in the Data Usability Assessment table (Format 11) of our Data Merger tool, where it can be reviewed in conjunction with the sample result, associated regulatory criteria and any associated data usability implications.

Soil/sediments and solids are reported on a dry weight basis unless otherwise noted. Tissues are reported "as received" or on a wet weight basis, unless otherwise noted. Definitions of all data qualifiers and acronyms used in this report are provided in the Glossary located at the back of the report.

HOLD POLICY - For samples submitted on hold, Pace's policy is to hold samples (with the exception of Air canisters) free of charge for 21 calendar days from the date the project is completed. After 21 calendar days, we will dispose of all samples submitted including those put on hold unless you have contacted your Pace Project Manager and made arrangements for Pace to continue to hold the samples. Air canisters will be disposed after 3 business days from the date the project is completed.

Please contact Project Management at 800-624-9220 with any questions.

Project Name:	E-25060-RL-2530065	**Lab Number:**	L2649873
Project Number:	058161	**Report Date:**	08/10/26

Case Narrative (continued)

Report Submission

All non-detect (ND) or estimated concentrations (J-qualified) have been quantitated to the limit noted in the MDL column.

I, the undersigned, attest under the pains and penalties of perjury that, to the best of my knowledge and belief and based upon my personal inquiry of those responsible for providing the information contained in this analytical report, such information is accurate and complete. This certificate of analysis is not complete unless this page accompanies any and all pages of this report.

Authorized Signature: Kylie Morse

Title: Technical Director/Representative Date: 08/10/26

QC OUTLIER SUMMARY REPORT

Project Name: E-25060-RL-2530065

Project Number: 058161

Lab Number: L2649873

Report Date: 08/10/26

Method	Client ID (Native ID)	Lab ID	Parameter	QC Type	Recovery/RPD (%)	QC Limits (%)	Associated Samples	Data Quality Assessment

There are no QC Outliers associated with this report.

ORGANICS

VOLATILES

Project Name: E-25060-RL-2530065 **Lab Number:** L2649873

Project Number: 058161 **Report Date:** 08/10/26

SAMPLE RESULTS

Lab ID: L2649873-01
Client ID: UMPA260804EB
Sample Location: WASHINGTON CROSSING, PA

Date Collected: 08/04/26 10:15
Date Received: 08/04/26
Field Prep: Refer to COC

Sample Depth:
Matrix: Water
Analytical Method: 1,8011
Analytical Date: 08/06/26 14:32
Analyst: HNY

Extraction Method: EPA 8011
Extraction Date: 08/06/26 08:35

Parameter	Result	Qualifier	Units	RL	MDL	Dilution Factor	Column
Microextractables by GC - Westborough Lab							
1,2-Dibromoethane	ND		ug/l	0.010	0.005	1	A

Project Name: E-25060-RL-2530065 **Lab Number:** L2649873

Project Number: 058161 **Report Date:** 08/10/26

SAMPLE RESULTS

Lab ID: L2649873-01 Date Collected: 08/04/26 10:15

Client ID: UMPA260804EB Date Received: 08/04/26

Sample Location: WASHINGTON CROSSING, PA Field Prep: Refer to COC

Sample Depth:

Matrix: Water

Analytical Method: 1,8260D

Analytical Date: 08/06/26 11:29

Analyst: KJW

Parameter	Result	Qualifier	Units	RL	MDL	Dilution Factor
Volatile Organics by GC/MS - Westborough Lab						
Methyl tert butyl ether	ND		ug/l	1.0	0.17	1
Benzene	ND		ug/l	0.50	0.16	1
1,2-Dichloroethane	ND		ug/l	0.50	0.13	1
Toluene	ND		ug/l	0.75	0.20	1
Ethylbenzene	ND		ug/l	0.50	0.17	1
p/m-Xylene	ND		ug/l	1.0	0.33	1
o-Xylene	ND		ug/l	1.0	0.39	1
Xylenes, Total	ND		ug/l	1.0	0.33	1
Isopropylbenzene	ND		ug/l	0.50	0.19	1
1,3,5-Trimethylbenzene	ND		ug/l	2.5	0.22	1
1,2,4-Trimethylbenzene	ND		ug/l	2.5	0.19	1
Naphthalene	ND		ug/l	1.0	0.22	1

Surrogate	% Recovery	Qualifier	Acceptance Criteria
1,2-Dichloroethane-d4	103		70-130
Toluene-d8	89		70-130
4-Bromofluorobenzene	79		70-130
Dibromofluoromethane	123		70-130

Project Name: E-25060-RL-2530065 **Lab Number:** L2649873

Project Number: 058161 **Report Date:** 08/10/26

Method Blank Analysis
Batch Quality Control

Analytical Method: 1,8011
Analytical Date: 08/06/26 10:11
Analyst: HNY

Extraction Method: EPA 8011
Extraction Date: 08/06/26 08:35

Parameter	Result	Qualifier	Units	RL	MDL	
Microextractables by GC - Westborough Lab for sample(s): 01 Batch: WG2251792-1						
1,2-Dibromoethane	ND		ug/l	0.010	0.005	A

Project Name: E-25060-RL-2530065 **Lab Number:** L2649873

Project Number: 058161 **Report Date:** 08/10/26

Method Blank Analysis
Batch Quality Control

Analytical Method: 1,8260D
Analytical Date: 08/06/26 09:36
Analyst: PID

Parameter	Result	Qualifier	Units	RL	MDL
Volatile Organics by GC/MS - Westborough Lab for sample(s): 01 Batch: WG2252062-5					
Methyl tert butyl ether	ND		ug/l	1.0	0.17
Benzene	ND		ug/l	0.50	0.16
1,2-Dichloroethane	ND		ug/l	0.50	0.13
Toluene	ND		ug/l	0.75	0.20
Ethylbenzene	ND		ug/l	0.50	0.17
p/m-Xylene	ND		ug/l	1.0	0.33
o-Xylene	ND		ug/l	1.0	0.39
Xylenes, Total	ND		ug/l	1.0	0.33
Isopropylbenzene	ND		ug/l	0.50	0.19
1,3,5-Trimethylbenzene	ND		ug/l	2.5	0.22
1,2,4-Trimethylbenzene	ND		ug/l	2.5	0.19
Naphthalene	ND		ug/l	1.0	0.22

Surrogate	%Recovery	Qualifier	Acceptance Criteria
1,2-Dichloroethane-d4	101		70-130
Toluene-d8	91		70-130
4-Bromofluorobenzene	87		70-130
Dibromofluoromethane	120		70-130

Lab Control Sample Analysis
Batch Quality Control

Project Name: E-25060-RL-2530065
Project Number: 058161
Lab Number: L2649873
Report Date: 08/10/26

Parameter	LCS %Recovery	Qual	LCSD %Recovery	Qual	%Recovery Limits	RPD	Qual	RPD Limits	Column
Microextractables by GC - Westborough Lab Associated sample(s): 01 Batch: WG2251792-2									
1,2-Dibromoethane	106		-		60-140	-			A

Lab Control Sample Analysis
Batch Quality Control

Project Name: E-25060-RL-2530065
Project Number: 058161
Lab Number: L2649873
Report Date: 08/10/26

Parameter	LCS %Recovery	Qual	LCSD %Recovery	Qual	%Recovery Limits	RPD	Qual	RPD Limits
Volatile Organics by GC/MS - Westborough Lab Associated sample(s): 01 Batch: WG2252062-3 WG2252062-4								
Methyl tert butyl ether	71		71		63-130	0		20
Benzene	92		90		70-130	2		20
1,2-Dichloroethane	91		91		70-130	0		20
Toluene	83		82		70-130	1		20
Ethylbenzene	85		85		70-130	0		20
p/m-Xylene	95		90		70-130	5		20
o-Xylene	85		90		70-130	6		20
Isopropylbenzene	82		82		70-130	0		20
1,3,5-Trimethylbenzene	80		79		64-130	1		20
1,2,4-Trimethylbenzene	80		78		70-130	3		20
Naphthalene	85		78		70-130	9		20

Surrogate	LCS %Recovery	Qual	LCSD %Recovery	Qual	Acceptance Criteria
1,2-Dichloroethane-d4	99		105		70-130
Toluene-d8	92		92		70-130
4-Bromofluorobenzene	74		74		70-130
Dibromofluoromethane	111		111		70-130

METALS

Project Name: E-25060-RL-2530065 **Lab Number:** L2649873

Project Number: 058161 **Report Date:** 08/10/26

SAMPLE RESULTS

Lab ID: L2649873-01 Date Collected: 08/04/26 10:15

Client ID: UMPA260804EB Date Received: 08/04/26

Sample Location: WASHINGTON CROSSING, PA Field Prep: Refer to COC

Sample Depth:

Matrix: Water

Parameter	Result	Qualifier	Units	RL	MDL	Dilution Factor	Date Prepared	Date Analyzed	Prep Method	Analytical Method	Analyst
Dissolved Metals - Mansfield Lab											
Lead, Dissolved	ND		ug/l	1.000	0.3430	1	08/07/26 10:40	08/07/26 20:14	EPA 3005A	1,6020B	CEY

Project Name: E-25060-RL-2530065 **Lab Number:** L2649873

Project Number: 058161 **Report Date:** 08/10/26

Method Blank Analysis
Batch Quality Control

Parameter	Result	Qualifier	Units	RL	MDL	Dilution Factor	Date Prepared	Date Analyzed	Analytical Method	Analyst
Dissolved Metals - Mansfield Lab for sample(s): 01 Batch: WG2252348-1										
Lead, Dissolved	ND		ug/l	1.000	0.3430	1	08/07/26 10:40	08/07/26 19:03	1,6020B	CEY

Prep Information

Digestion Method: EPA 3005A

Lab Control Sample Analysis
Batch Quality Control

Project Name: E-25060-RL-2530065
Project Number: 058161
Lab Number: L2649873
Report Date: 08/10/26

Parameter	LCS %Recovery	Qual	LCSD %Recovery	Qual	%Recovery Limits	RPD	Qual	RPD Limits
Dissolved Metals - Mansfield Lab Associated sample(s): 01 Batch: WG2252348-2								
Lead, Dissolved	102		-		80-120	-		

Matrix Spike Analysis
Batch Quality Control

Project Name: E-25060-RL-2530065
Project Number: 058161

Lab Number: L2649873
Report Date: 08/10/26

Parameter	Native Sample	MS Added	MS Found	MS %Recovery	Qual	MSD Found	MSD %Recovery	Qual	Recovery Limits	RPD	Qual	RPD Limits
Dissolved Metals - Mansfield Lab Associated sample(s): 01 QC Batch ID: WG2252348-3 WG2252348-4 QC Sample: L2649874-01 Client ID: MS Sample												
Lead, Dissolved	ND	530	554.1	104		550.5	104		75-125	1		20
Dissolved Metals - Mansfield Lab Associated sample(s): 01 QC Batch ID: WG2252348-7 WG2252348-8 QC Sample: L2649875-02 Client ID: MS Sample												
Lead, Dissolved	ND	530	545.2	103		560.6	106		75-125	3		20

Project Name: E-25060-RL-2530065
Project Number: 058161

Lab Number: L2649873
Report Date: 08/10/26

Sample Receipt and Container Information

Were project specific reporting limits specified? YES

Cooler Information

Cooler	Custody Seal
A	Absent
B	Absent

Container Information

Container ID	Container Type	Cooler	Initial pH	Final pH	Temp deg C	Pres	Seal	Frozen Date/Time	Analysis(*)
L2649873-01A	Vial HCl preserved	NA	NA			Y	Absent		PA-8260(14)
L2649873-01B	Vial HCl preserved	NA	NA			Y	Absent		PA-8260(14)
L2649873-01C	Vial HCl preserved	NA	NA			Y	Absent		PA-8260(14)
L2649873-01D	Vial Na2S2O3 preserved	NA	NA			Y	Absent		8011(14)
L2649873-01E	Vial Na2S2O3 preserved	NA	NA			Y	Absent		8011(14)
L2649873-01F	Plastic 250ml HNO3 preserved	NA	<2	<2		Y	Absent		PB-6020S-PPB(180)

*Values in parentheses indicate holding time in days

Project Name: E-25060-RL-2530065 **Lab Number:** L2649873

Project Number: 058161 **Report Date:** 08/10/26

GLOSSARY

Acronyms

DL	- Detection Limit: This value represents the level to which target analyte concentrations are reported as estimated values, when those target analyte concentrations are quantified below the limit of quantitation (LOQ). The DL includes any adjustments from dilutions, concentrations or moisture content, where applicable. (DoD report formats only.)
EDL	- Estimated Detection Limit: This value represents the level to which target analyte concentrations are reported as estimated values, when those target analyte concentrations are quantified below the reporting limit (RL). The EDL includes any adjustments from dilutions, concentrations or moisture content, where applicable. The use of EDLs is specific to the analysis of PAHs using Solid-Phase Microextraction (SPME).
EMPC	- Estimated Maximum Possible Concentration: The concentration that results from the signal present at the retention time of an analyte when the ions meet all of the identification criteria except the ion abundance ratio criteria. An EMPC is a worst-case estimate of the concentration.
EPA	- Environmental Protection Agency.
LCS	- Laboratory Control Sample: A sample matrix, free from the analytes of interest, spiked with verified known amounts of analytes or a material containing known and verified amounts of analytes.
LCSD	- Laboratory Control Sample Duplicate: Refer to LCS.
LFB	- Laboratory Fortified Blank: A sample matrix, free from the analytes of interest, spiked with verified known amounts of analytes or a material containing known and verified amounts of analytes.
LOD	- Limit of Detection: This value represents the level to which a target analyte can reliably be detected for a specific analyte in a specific matrix by a specific method. The LOD includes any adjustments from dilutions, concentrations or moisture content, where applicable. (DoD report formats only.)
LOQ	- Limit of Quantitation: The value at which an instrument can accurately measure an analyte at a specific concentration. The LOQ includes any adjustments from dilutions, concentrations or moisture content, where applicable. (DoD report formats only.) Limit of Quantitation: The value at which an instrument can accurately measure an analyte at a specific concentration. The LOQ includes any adjustments from dilutions, concentrations or moisture content, where applicable. (DoD report formats only.)
MDL	- Method Detection Limit: This value represents the level to which target analyte concentrations are reported as estimated values, when those target analyte concentrations are quantified below the reporting limit (RL). The MDL includes any adjustments from dilutions, concentrations or moisture content, where applicable.
MS	- Matrix Spike Sample: A sample prepared by adding a known mass of target analyte to a specified amount of matrix sample for which an independent estimate of target analyte concentration is available. For Method 332.0, the spike recovery is calculated using the native concentration, including estimated values.
MSD	- Matrix Spike Sample Duplicate: Refer to MS.
NA	- Not Applicable.
NC	- Not Calculated: Term is utilized when one or more of the results utilized in the calculation are non-detect at the parameter's reporting unit.
NDPA/DPA	- N-Nitrosodiphenylamine/Diphenylamine.
NI	- Not Ignitable.
NP	- Non-Plastic: Term is utilized for the analysis of Atterberg Limits in soil.
NR	- No Results: Term is utilized when 'No Target Compounds Requested' is reported for the analysis of Volatile or Semivolatile Organic TIC only requests.
RL	- Reporting Limit: The value at which an instrument can accurately measure an analyte at a specific concentration. The RL includes any adjustments from dilutions, concentrations or moisture content, where applicable.
RPD	- Relative Percent Difference: The results from matrix and/or matrix spike duplicates are primarily designed to assess the precision of analytical results in a given matrix and are expressed as relative percent difference (RPD). Values which are less than five times the reporting limit for any individual parameter are evaluated by utilizing the absolute difference between the values; although the RPD value will be provided in the report.
SRM	- Standard Reference Material: A reference sample of a known or certified value that is of the same or similar matrix as the associated field samples.
STLP	- Semi-dynamic Tank Leaching Procedure per EPA Method 1315.
TEF	- Toxic Equivalency Factors: The values assigned to each dioxin and furan to evaluate their toxicity relative to 2,3,7,8-TCDD.
TEQ	- Toxic Equivalent: The measure of a sample's toxicity derived by multiplying each dioxin and furan by its corresponding TEF and then summing the resulting values.
TIC	- Tentatively Identified Compound: A compound that has been identified to be present and is not part of the target compound list (TCL) for the method and/or program. All TICs are qualitatively identified and reported as estimated concentrations.

Report Format: DU Report with 'J' Qualifiers

Project Name:	E-25060-RL-2530065	**Lab Number:**	L2649873
Project Number:	058161	**Report Date:**	08/10/26

Footnotes

1 - The reference for this analyte should be considered modified since this analyte is absent from the target analyte list of the original method.

Terms

Analytical Method: Both the document from which the method originates and the analytical reference method. (Example: EPA 8260B is shown as 1,8260B.) The codes for the reference method documents are provided in the References section of the Addendum.

Chlordane: The target compound Chlordane (CAS No. 57-74-9) is reported for GC ECD analyses. Per EPA,this compound "refers to a mixture of chlordane isomers, other chlorinated hydrocarbons and numerous other components." (Reference: USEPA Toxicological Review of Chlordane, In Support of Summary Information on the Integrated Risk Information System (IRIS), December 1997.)

Difference: With respect to Total Oxidizable Precursor (TOP) Assay analysis, the difference is defined as the Post-Treatment value minus the Pre-Treatment value.

Final pH: As it pertains to Sample Receipt & Container Information section of the report, Final pH reflects pH of container determined after adjustment at the laboratory, if applicable. If no adjustment required, value reflects Initial pH.

Frozen Date/Time: With respect to Volatile Organics in soil, Frozen Date/Time reflects the date/time at which associated Reagent Water-preserved vials were initially frozen. Note: If frozen date/time is beyond 48 hours from sample collection, value will be reflected in 'bold'.

Gasoline Range Organics (GRO): Gasoline Range Organics (GRO) results include all chromatographic peaks eluting from Methyl tert butyl ether through Naphthalene, with the exception of GRO analysis in support of State of Ohio programs, which includes all chromatographic peaks eluting from Hexane through Dodecane.

Initial pH: As it pertains to Sample Receipt & Container Information section of the report, Initial pH reflects pH of container determined upon receipt, if applicable.

PAH Total: With respect to Alkylated PAH analyses, the 'PAHs, Total' result is defined as the summation of results for all or a subset of the following compounds: Naphthalene, C1-C4 Naphthalenes, 2-Methylnaphthalene, 1-Methylnaphthalene, Biphenyl, Acenaphthylene, Acenaphthene, Fluorene, C1-C3 Fluorenes, Phenanthrene, C1-C4 Phenanthrenes/Anthracenes, Anthracene, Fluoranthene, Pyrene, C1-C4 Fluoranthenes/Pyrenes, Benz(a)anthracene, Chrysene, C1-C4 Chrysenes, Benzo(b)fluoranthene, Benzo(j)+(k)fluoranthene, Benzo(e)pyrene, Benzo(a)pyrene, Perylene, Indeno(1,2,3-cd)pyrene, Dibenz(ah)+(ac)anthracene, Benzo(g,h,i)perylene. If a 'Total' result is requested, the results of its individual components will also be reported.

PFAS Total: With respect to PFAS analyses, the 'PFAS, Total (5)' result is defined as the summation of results for: PFHpA, PFHxS, PFOA, PFNA and PFOS. In addition, the 'PFAS, Total (6)' result is defined as the summation of results for: PFHpA, PFHxS, PFOA, PFNA, PFDA and PFOS. For MassDEP DW compliance analysis only, the 'PFAS, Total (6)' result is defined as the summation of results at or above the RL. Note: If a 'Total' result is requested, the results of its individual components will also be reported.

Total: With respect to Organic analyses, a 'Total' result is defined as the summation of results for individual isomers or Aroclors. If a 'Total' result is requested, the results of its individual components will also be reported. This is applicable to 'Total' results for methods 8260, 8081 and 8082.

Data Qualifiers

A - Spectra identified as "Aldol Condensates" are byproducts of the extraction/concentration procedures when acetone is introduced in the process.

B - The analyte was detected above the reporting limit in the associated method blank. Flag only applies to associated field samples that have detectable concentrations of the analyte at less than ten times (10x) the concentration found in the blank. For MCP-related projects, flag only applies to associated field samples that have detectable concentrations of the analyte at less than ten times (10x) the concentration found in the blank. For DOD-related projects, flag only applies to associated field samples that have detectable concentrations of the analyte at less than ten times (10x) the concentration found in the blank AND the analyte was detected above one-half the reporting limit (or above the reporting limit for common lab contaminants) in the associated method blank. For NJ-Air-related projects, flag only applies to associated field samples that have detectable concentrations of the analyte above the reporting limit. For NJ-related projects (excluding Air), flag only applies to associated field samples that have detectable concentrations of the analyte, which was detected above the reporting limit in the associated method blank or above five times the reporting limit for common lab contaminants (Phthalates, Acetone, Methylene Chloride, 2-Butanone).

C - Co-elution: The target analyte co-elutes with a known lab standard (i.e. surrogate, internal standards, etc.) for co-extracted analyses.

D - Concentration of analyte was quantified from diluted analysis. Flag only applies to field samples that have detectable concentrations of the analyte.

E - Concentration of analyte exceeds the range of the calibration curve and/or linear range of the instrument.

F - The ratio of quantifier ion response to qualifier ion response falls outside of the laboratory criteria. Results are considered to be an estimated maximum concentration.

G - The concentration may be biased high due to matrix interferences (i.e, co-elution) with non-target compound(s). The result should be considered estimated.

H - The analysis of pH was performed beyond the regulatory-required holding time of 15 minutes from the time of sample collection.

I - The lower value for the two columns has been reported due to obvious interference.

J - Estimated value. The Target analyte concentration is below the quantitation limit (RL), but above the Method Detection Limit (MDL) or Estimated Detection Limit (EDL) for SPME-related analyses. This represents an estimated concentration for Tentatively Identified Compounds (TICs). For calculated parameters, this represents that one or more values used in the calculation were

Project Name:	E-25060-RL-2530065	**Lab Number:**	L2649873
Project Number:	058161	**Report Date:**	08/10/26

Data Qualifiers

estimated.

M - Reporting Limit (RL) exceeds the MCP CAM Reporting Limit for this analyte.

ND - Not detected at the method detection limit (MDL) for the sample, or estimated detection limit (EDL) for SPME-related analyses.

NJ - Presumptive evidence of compound. This represents an estimated concentration for Tentatively Identified Compounds (TICs), where the identification is based on a mass spectral library search.

P - The RPD between the results for the two columns exceeds the method-specified criteria.

Q - The quality control sample exceeds the associated acceptance criteria. For DOD-related projects, LCS and/or Continuing Calibration Standard exceedences are also qualified on all associated sample results. Note: This flag is not applicable for matrix spike recoveries when the sample concentration is greater than 4x the spike added or for batch duplicate RPD when the sample concentrations are less than 5x the RL. (Metals only.)

R - Analytical results are from sample re-analysis.

RE - Analytical results are from sample re-extraction.

S - Analytical results are from modified screening analysis.

V - The surrogate associated with this target analyte has a recovery outside the QC acceptance limits. (Applicable to MassDEP DW Compliance samples only.)

Z - The batch matrix spike and/or duplicate associated with this target analyte has a recovery/RPD outside the QC acceptance limits. (Applicable to MassDEP DW Compliance samples only.)

Project Name: E-25060-RL-2530065 **Lab Number:** L2649873

Project Number: 058161 **Report Date:** 08/10/26

REFERENCES

1 Test Methods for Evaluating Solid Waste: Physical/Chemical Methods. EPA SW-846. Third Edition. Updates I - VI, 2018.

LIMITATION OF LIABILITIES

Pace Analytical Services performs services with reasonable care and diligence normal to the analytical testing laboratory industry. In the event of an error, the sole and exclusive responsibility of Pace Analytical Services shall be to re-perform the work at it's own expense. In no event shall Pace Analytical Services be held liable for any incidental, consequential or special damages, including but not limited to, damages in any way connected with the use of, interpretation of, information or analysis provided by Pace Analytical Services.

We strongly urge our clients to comply with EPA protocol regarding sample volume, preservation, cooling, containers, sampling procedures, holding time and splitting of samples in the field.

ENV-FORM-WES2-0065 v03 Certificate/Approval Program Summary

Certification Information

The following analytes are not included in our Primary NELAP Scope of Accreditation:

PAS-WES2 Westborough Facility – 8 Walkup Dr. Westborough, MA 01581
EPA 8260D: NPW: 1,2,4,5-Tetramethylbenzene; 4-Ethyltoluene; SCM: Iodomethane (methyl iodide), 1,2,4,5-Tetramethylbenzene; 4-Ethyltoluene.
EPA 8270E: NPW: Dimethylnaphthalene,1,4-Diphenylhydrazine, alpha-Terpineol, Azobenzene; SCM: Dimethylnaphthalene,1,4-Diphenylhydrazine.
SM4500: NPW: Amenable Cyanide; SCM: Total Phosphorus, TKN, NO2, NO3.

PAS-MANS Mansfield Facility – 320 Forbes Blvd. Mansfield, MA 02048
SM 2540D: TSS.
Biological Tissue Matrix: EPA 3050B

PAS-MAN1 Mansfield Facility – 120 Forbes Blvd. Mansfield, MA 02048
EPA TO-15: Halothane, 2,4,4-Trimethyl-2-pentene, 2,4,4-Trimethyl-1-pentene, Thiophene, 2-Methylthiophene, 3-Methylthiophene, 2-Ethylthiophene, 1,2,3-Trimethylbenzene, Indan, Indene, 1,2,4,5-Tetramethylbenzene, Benzothiophene, 1-Methylnaphthalene.
MADEP-APH.

PAS-ELON East Longmeadow Facility – 39 Spruce Street East Longmeadow, MA 01028
EPA 524.2: 1,3,5-Trichlorobenzene, m/p-Xylene, o-xylene.
EPA 625.1: 1,2-Dichlorobenzene, 1,3-Dichlorobenzene, 1,4-Dichlorobenzene, N-Nitrosodiphenylamine**.**
EPA 8081B NPW and SCM: Alachlor, Endrin Ketone, Hexachlorobenzene.
EPA 8260D NPW: Tetrahydrofuran, 1,3,5-Trichlorobenzene; **SCM:** TAME, TBEE, Diethyl ether, DIPE, Tetrahydrofuran. 1,3,5-Trichlorobenzene, Freon-113**.**
EPA 8270E: NPW: Carbazole, 1-Methylnaphthalene, Pentachloronitrobenzene; **SCM:** Carbazole, 1-Methylnaphthalene**.**
EPA TO-13: Air: Benzo(e)pyrene, 1-Methylnaphthalene, 2-Methylnaphthalene, Perylene.
EPA TO-4A Pesticide Air: delta-BHC, Endosulfan I, Endosulfan II, Endosulfan Sulfate, Endrin, Endrin Aldehyde, Endrin Ketone, Hexachlorobenzene, Methoxychlor.
SM4500: NPW: Amenable Cyanide; **SCM:** Total Phosphorus, TKN, NH3, NECi: NO2, NO3, ASTMD516**.**

The following test method is not included in our New Jersey Secondary NELAP Scope of Accreditation:

PAS-MANS Mansfield Facility – 320 Forbes Blvd. Mansfield, MA 02048
Determination of Selected Perfluorinated Alkyl Substances by Solid Phase Extraction and Liquid Chromatography/Tandem Mass Spectrometry Isotope Dilution (via Alpha SOP 23528)

The following analytes are included in our Massachusetts DEP Scope of Accreditation:

PAS-WES2 Westborough Facility – 8 Walkup Dr. Westborough, MA 01581

Drinking Water
EPA 300.0: Chloride, Nitrate-N, Fluoride, Sulfate; **EPA 353.2**: Nitrate-N, Nitrite-N; **SM4500NO3-F**: Nitrate-N, Nitrite-N; **SM4500F-C, SM4500CN-CE, EPA 180.1, SM2130B, SM4500Cl-D, SM2320B, SM2540C, SM4500H-B, SM4500NO2-B**
EPA 504.1: EDB, DBCP.
Microbiology: **SM9215B; SM9223-P/A, SM9223B-Colilert-QT,**.

Non-Potable Water
SM4500H,B, EPA 120.1, SM2510B, SM2540C, SM2320B, SM4500CL-E, SM4500F-BC, SM4500NH3-BH: Ammonia-N and Kjeldahl-N, **EPA 350.1**: Ammonia-N, **LACHAT 10-107-06-1-B**: Ammonia-N, **EPA 351.1, SM4500NO3-F, EPA 353.2**: Nitrate-N**, SM4500P-E, SM4500P-B, E, SM4500SO4-E, SM5220D, EPA 410.4, SM5210B, SM4500CL-G, EPA 1664, EPA 420.1, SM4500-CN-CE, SM2540D, EPA 300: Chloride, Sulfate, Nitrate.**
Microbiology: **SM9223B-Colilert-QT; Enterolert-QT.**

PAS-MANS Mansfield Facility – 320 Forbes Blvd. Mansfield, MA 02048

Drinking Water
EPA 200.7: Al, Ba, Cd, Cr, Cu, Fe, Mn, Ni, Na, Ag, Ca, Zn. **EPA 200.8:** Al, Sb, As, Ba, Be, Cd, Cr, Cu, Pb, Mn, Ni, Se, Ag, TL, Zn. **EPA 245.1** Hg.
EPA 522, EPA 537.1.

Non-Potable Water
EPA 200.7: Al, Sb, As, Be, Cd, Ca, Cr, Co, Cu, Fe, Pb, Mg, Mn, Mo, Ni, K, Se, Ag, Na, Sr, TL, Ti, V, Zn.
EPA 200.8: Al, Sb**,** As, Be, Cd, Ca, Cr, Cu, Fe, Pb, Mg, Mn, Ni, K, Se, Ag, Na, TL, Zn.
EPA 245.1: Hg. **EPA 245.7:** Hg.
SM2340B

ENV-FORM-WES2-0065 v03 Certificate/Approval Program Summary

PAS-ELON East Longmeadow Facility – 39 Spruce Street East Longmeadow, MA 01028

Drinking Water
EPA 300.0: NO3, NO2, Fl, Cl, SO4. **NECI Reductase**: NO3, NO2.
SM4500F-C, SM4500Cl-B, SM4500CN-C,E, EPA 180.1, SM2320B, SM 2540C, SM4500H-B, SM4500SO4-E.
EPA 537.1; EPA 524.2: THMs and VOCs; **EPA 504.1:** EDB, DBCP.
Microbiology: SM9223-P/A: TC/EC; SM9223B-Colilert-enumeration: TC/EC; HPC-Simplate.

Non-Potable Water
SM4500H-B, SM2510B, SM2540C, SM2320B, SM4500Cl-B, SM4500NH3-B, C, EPA 350.1, NECi: NO3, **SM4500NH3-B, C: TKN, SM4500P-E: Ortho Phosphate, SM4500P-B, E: Total Phosphorus, EPA 410.4, SM5210B, SM5310C, SM4500CN-C, E, SM2540D, SM4500Cl-G, SM4500SO4-E, EPA 1664, EPA 420.1, EPA 300.0:** Cl, SO4, NO3.
EPA 624.1: Volatile Halocarbons, Volatile Aromatics.
EPA 608.3: Chlordane, Toxaphene, Aldrin, Alpha-BHC, Beta-BHC, Gamma-BHC, Delta-BHC, Dieldrin, DDD, DDE, DDT, Endosulfan I, Endosulfan II, Endosulfan Sulfate, Endrin, Endrin Aldehyde, Heptachlor, Heptachlor Epoxide, PCBs.
EPA 625.1: SVOC-Acid Extractables and Base/Neutrals
Microbiology: SM9223B-Colilert: E. coli (Ambient and Wastewater), **SM9223B-Colilert-18:** Fecal Coliform (Wastewater).

Certification IDs:

PAS-WES2 Westborough Facility – 8 Walkup Dr. Westborough, MA 01581
CT PH-0826, IL 200077, IN C-MA-03, KY KY98045, ME MA00086, MD 348, MA M-MA086, NH 2064, NJ MA935, NY 11148, NC (NPW/SCM) 666, OR MA-1316, PA 68-03671, RI LAO00065, TX T104704476, VT VT-0935, VA 460195.

PAS-MANS Mansfield Facility – 320 Forbes Blvd. Mansfield, MA 02048
ANAB/DoD L2474, CA 3117, CO MA00030, CT PH-0825, IL 200081, IN C-MA-04, KY KY98046, LA 85084, ME MA00030, MD 350, MA M-MA00030, MI 9110, MN 025-999-495, NV MA00030, NH 2062, NJ MA015, NY 11627, NC (NPW/SCM) 685, OR MA-0262, PA 68-02089, RI LAO00299, TX T-104704419, UT MA00030, VT VT-0015, VA 460194, WA C954.

PAS-MAN1 Mansfield Air Lab Facility – 120 Forbes Blvd. Mansfield, MA 02048
ANAB/DoD L2474, LA 245052, ME MA01156, MN 025-999-498, NH 2249, NJ MA025, NY 12191, OR 4203, TX T104704583, VA 460311, WA C1104.

PAS-ELON East Longmeadow Facility – 39 Spruce St. East Longmeadow, MA 01028
CT PH-0821, ME MA00100, MI 9100, NC (DENR) 652, NC (DW) 25703, MA M-MA100, NH (Secondary) 2516, NH (Primary) 2557, NJ MA007, NY 10899, PA 68-05812, RI LAO00373, VA 460217, VT-255716, WV DEP 419, WV-DW 9979C, LA 05130, LA-DW LA042, MD-DW 373, OH 87781.

For a complete listing of analytes and methods, please contact your Project Manager.

CHAIN OF CUSTODY

PAGE 1 OF 1

Date Rec'd in Lab: 8/5/26

Pace Job #: L2649873

WESTBORO, MA TEL: 508-898-9220 FAX: 508-898-9193
MANSFIELD, MA TEL: 508-822-9300 FAX: 508-822-3288

Client Information

Client: Sunoco Pipeline(SPLP)
Address: 100 Green St
Marcus Hook, PA
Phone: 610-859-6297
Fax:
Email: bradford.fish@energytransfer.com
☐ These samples have been previously analyzed by Pace

Project Information

Project Name: E-25060-RL-2530065
Project Location: Washington Crossing, PA
Project #: 058161
Project Manager: Mark Schaeffer
Pace Quote #:

Turn-Around Time

☐ Standard ☒ RUSH (only confirmed if pre-approved)
Date Due: 5-day TAT Time:

Report Information - Data Deliverables

☐ FAX ☐ EMAIL
☐ ADEx ☐ Add'l Deliverables

Billing Information

☐ Same as Client info PO #:

Regulatory Requirements/Report Limits

State /Fed Program	Criteria

Other Project Specific Requirements/Comments/Detection Limits:
Data Package: Level IV including CTEH & Environemental Standards EDDs; Bill to SPLP; VOC8260 list – benzene, toluene, ethylbenzene, total xylenes, methyl tert-butyl ether (MTBE), naphthalene, isopropylbenzene, 1,3,5-trimethylbenzene, 1,2,4-trimethylbenzene, 1,2-dichloroethane (EDC)

SAMPLE HANDLING
Filtration
☒ Done
☐ Not needed
☐ Lab to do
Preservation
☐ Lab to do
(Please specify below)

Pace Lab ID (Lab Use Only)	Sample ID	Collection Date	Collection Time	Sample Matrix	Sampler's Initials	VOCs- USEPA 8260C	EDB- USEPA 8011	Lead(dissolved)- USEPA 6020B	Sample Specific Comments	TOTAL # BOTTLES
49873-01	UMPA260304EB	8/04/26	1015	FB	AA	X	X	X	Equipment Blank	6

Container Type	V	V	P
Preservative	B	H	C

Relinquished By:	Date/Time	Received By:	Date/Time
Anthony Stanton	8/4/26 1750	Pace	8/4/26 1750
Pace	8/4/26 2000	Pace	8-4-26 2000
Pace	8-4-26 2230	Anthony Green	AUG 04 2026 2310
Anthony Green	AL 8-5 0200		AL 8-5 0330

08105126-0330

Please print clearly, legibly and completely. Samples can not be logged in and turnaround time clock will not start until any ambiguities are resolved. All samples submitted are subject to Pace's Terms and Conditions. See reverse side.

FORM NO: 01-01 (rev. 25-FEB-25)

Sample Delivery Group Summary

Pace Job Number : L2649873

Received : 04-AUG-2026
Reviewer : Sara Salome

Account Name : Stantec, Inc.
Project Number : 058161
Project Name : E-25060-RL-2530065

Delivery Information

Samples Delivered By : Pace Courier

Chain of Custody : Present

Cooler Information

Cooler	Seal/Seal#	Preservation	Temperature(°C)	Additional Information
A	Absent/	Ice	3.9	
B	Absent/	Ice	3.6	

Condition Information

1) All samples on COC received?	**YES**
2) Extra samples received?	**NO**
3) Are there any sample container discrepancies?	**NO**
4) Are there any discrepancies between COC & sample labels?	**NO**
5) Are samples in appropriate containers for requested analysis?	**YES**
6) Are samples properly preserved for requested analysis?	**YES**
7) Are samples within holding time for requested analysis?	**YES**
8) All sampling equipment returned?	**NA**

Volatile Organics/VPH

1) Reagent Water Vials Frozen by Client?	**NO**

ANALYTICAL REPORT

Lab Number:	L2649874
Client:	Stantec, Inc. 1060 Andrew Drive Suite 140 West Chester, PA 19380
ATTN:	Mark Schaeffer
Phone:	(610) 407-7943
Project Name:	E-25060-RL-2530065
Project Number:	058161
Report Date:	08/11/26

The original project report/data package is held by Pace Analytical Services. This report/data package is paginated and should be reproduced only in its entirety. Pace Analytical Services holds no responsibility for results and/or data that are not consistent with the original.

Eight Walkup Drive, Westborough, MA 01581-1019
508-898-9220 (Fax) 508-898-9193 800-624-9220 - www.alphalab.com

Project Name: E-25060-RL-2530065
Project Number: 058161

Lab Number: L2649874
Report Date: 08/11/26

Lab Sample ID	Client ID	Matrix	Sample Location	Collection Date/Time	Receive Date
L2649874-01	UMPA260804MW11D	WATER	WASHINGTON CROSSING, PA	08/04/26 11:00	08/04/26

Project Name:	E-25060-RL-2530065	**Lab Number:**	L2649874
Project Number:	058161	**Report Date:**	08/11/26

Case Narrative

The samples were received in accordance with the Chain of Custody and no significant deviations were encountered during the preparation or analysis unless otherwise noted. Sample Receipt, Container Information, and the Chain of Custody are located at the back of the report.

Results contained within this report relate only to the samples submitted under this Pace Lab Number and meet NELAP requirements for all NELAP accredited parameters unless otherwise noted in the following narrative. The data presented in this report is organized by parameter (i.e. VOC, SVOC, etc.). Sample specific Quality Control data (i.e. Surrogate Spike Recovery) is reported at the end of the target analyte list for each individual sample, followed by the Laboratory Batch Quality Control at the end of each parameter. Tentatively Identified Compounds (TICs), if requested, are reported for compounds identified to be present and are not part of the method/program Target Compound List, even if only a subset of the TCL are being reported. If a sample was re-analyzed or re-extracted due to a required quality control corrective action and if both sets of data are reported, the Laboratory ID of the re-analysis or re-extraction is designated with an "R" or "RE", respectively.

When multiple Batch Quality Control elements are reported (e.g. more than one LCS), the associated samples for each element are noted in the grey shaded header line of each data table. Any Laboratory Batch, Sample Specific % recovery or RPD value that is outside the listed Acceptance Criteria is bolded in the report. In reference to questions H (CAM) or 4 (RCP) when "NO" is checked, the performance criteria for CAM and RCP methods allow for some quality control failures to occur and still be within method compliance. In these instances, the specific failure is not narrated but noted in the associated QC Outlier Summary Report, located directly after the Case Narrative. QC information is also incorporated in the Data Usability Assessment table (Format 11) of our Data Merger tool, where it can be reviewed in conjunction with the sample result, associated regulatory criteria and any associated data usability implications.

Soil/sediments and solids are reported on a dry weight basis unless otherwise noted. Tissues are reported "as received" or on a wet weight basis, unless otherwise noted. Definitions of all data qualifiers and acronyms used in this report are provided in the Glossary located at the back of the report.

HOLD POLICY - For samples submitted on hold, Pace's policy is to hold samples (with the exception of Air canisters) free of charge for 21 calendar days from the date the project is completed. After 21 calendar days, we will dispose of all samples submitted including those put on hold unless you have contacted your Pace Project Manager and made arrangements for Pace to continue to hold the samples. Air canisters will be disposed after 3 business days from the date the project is completed.

Please contact Project Management at 800-624-9220 with any questions.

Project Name:	E-25060-RL-2530065	**Lab Number:**	L2649874
Project Number:	058161	**Report Date:**	08/11/26

Case Narrative (continued)

Report Submission

All non-detect (ND) or estimated concentrations (J-qualified) have been quantitated to the limit noted in the MDL column.

I, the undersigned, attest under the pains and penalties of perjury that, to the best of my knowledge and belief and based upon my personal inquiry of those responsible for providing the information contained in this analytical report, such information is accurate and complete. This certificate of analysis is not complete unless this page accompanies any and all pages of this report.

Authorized Signature: Caitlin Walukevich

Title: Technical Director/Representative

Date: 08/11/26

QC OUTLIER SUMMARY REPORT

Project Name: E-25060-RL-2530065

Project Number: 058161

Lab Number: L2649874

Report Date: 08/11/26

Method	Client ID (Native ID)	Lab ID	Parameter	QC Type	Recovery/RPD (%)	QC Limits (%)	Associated Samples	Data Quality Assessment

There are no QC Outliers associated with this report.

ORGANICS

VOLATILES

Project Name: E-25060-RL-2530065 **Lab Number:** L2649874

Project Number: 058161 **Report Date:** 08/11/26

SAMPLE RESULTS

Lab ID: L2649874-01
Client ID: UMPA260804MW11D
Sample Location: WASHINGTON CROSSING, PA

Date Collected: 08/04/26 11:00
Date Received: 08/04/26
Field Prep: Refer to COC

Sample Depth:
Matrix: Water
Analytical Method: 1,8011
Analytical Date: 08/06/26 14:00
Analyst: HNY

Extraction Method: EPA 8011
Extraction Date: 08/06/26 11:15

Parameter	Result	Qualifier	Units	RL	MDL	Dilution Factor	Column
Microextractables by GC - Westborough Lab							
1,2-Dibromoethane	ND		ug/l	0.010	0.005	1	A

Project Name: E-25060-RL-2530065 **Lab Number:** L2649874

Project Number: 058161 **Report Date:** 08/11/26

SAMPLE RESULTS

Lab ID: L2649874-01
Client ID: UMPA260804MW11D
Sample Location: WASHINGTON CROSSING, PA

Date Collected: 08/04/26 11:00
Date Received: 08/04/26
Field Prep: Refer to COC

Sample Depth:
Matrix: Water
Analytical Method: 1,8260D
Analytical Date: 08/06/26 16:27
Analyst: MJV

Parameter	Result	Qualifier	Units	RL	MDL	Dilution Factor
Volatile Organics by GC/MS - Westborough Lab						
Methyl tert butyl ether	ND		ug/l	1.0	0.17	1
Benzene	ND		ug/l	0.50	0.16	1
1,2-Dichloroethane	ND		ug/l	0.50	0.13	1
Toluene	ND		ug/l	0.75	0.20	1
Ethylbenzene	ND		ug/l	0.50	0.17	1
p/m-Xylene	ND		ug/l	1.0	0.33	1
o-Xylene	ND		ug/l	1.0	0.39	1
Xylenes, Total	ND		ug/l	1.0	0.33	1
Isopropylbenzene	ND		ug/l	0.50	0.19	1
1,3,5-Trimethylbenzene	ND		ug/l	2.5	0.22	1
1,2,4-Trimethylbenzene	0.28	J	ug/l	2.5	0.19	1
Naphthalene	0.52	J	ug/l	1.0	0.22	1

Surrogate	% Recovery	Qualifier	Acceptance Criteria
1,2-Dichloroethane-d4	114		70-130
Toluene-d8	98		70-130
4-Bromofluorobenzene	120		70-130
Dibromofluoromethane	101		70-130

Project Name: E-25060-RL-2530065 **Lab Number:** L2649874

Project Number: 058161 **Report Date:** 08/11/26

Method Blank Analysis
Batch Quality Control

Analytical Method: 1,8011
Analytical Date: 08/06/26 12:50
Analyst: HNY

Extraction Method: EPA 8011
Extraction Date: 08/06/26 11:15

Parameter	Result	Qualifier	Units	RL	MDL	
Microextractables by GC - Westborough Lab for sample(s): 01 Batch: WG2251878-1						
1,2-Dibromoethane	ND		ug/l	0.010	0.005	A

Project Name: E-25060-RL-2530065 **Lab Number:** L2649874

Project Number: 058161 **Report Date:** 08/11/26

Method Blank Analysis
Batch Quality Control

Analytical Method: 1,8260D
Analytical Date: 08/06/26 08:56
Analyst: PID

Parameter	Result	Qualifier	Units	RL	MDL
Volatile Organics by GC/MS - Westborough Lab for sample(s): 01 Batch: WG2252210-5					
Methyl tert butyl ether	ND		ug/l	1.0	0.17
Benzene	ND		ug/l	0.50	0.16
1,2-Dichloroethane	ND		ug/l	0.50	0.13
Toluene	ND		ug/l	0.75	0.20
Ethylbenzene	ND		ug/l	0.50	0.17
p/m-Xylene	ND		ug/l	1.0	0.33
o-Xylene	ND		ug/l	1.0	0.39
Xylenes, Total	ND		ug/l	1.0	0.33
Isopropylbenzene	ND		ug/l	0.50	0.19
1,3,5-Trimethylbenzene	ND		ug/l	2.5	0.22
1,2,4-Trimethylbenzene	ND		ug/l	2.5	0.19
Naphthalene	ND		ug/l	1.0	0.22

Surrogate	%Recovery	Qualifier	Acceptance Criteria
1,2-Dichloroethane-d4	116		70-130
Toluene-d8	100		70-130
4-Bromofluorobenzene	116		70-130
Dibromofluoromethane	105		70-130

Lab Control Sample Analysis
Batch Quality Control

Project Name: E-25060-RL-2530065
Project Number: 058161
Lab Number: L2649874
Report Date: 08/11/26

Parameter	LCS %Recovery	Qual	LCSD %Recovery	Qual	%Recovery Limits	RPD	Qual	RPD Limits	Column
Microextractables by GC - Westborough Lab Associated sample(s): 01 Batch: WG2251878-2									
1,2-Dibromoethane	98		-		60-140	-			A

Lab Control Sample Analysis
Batch Quality Control

Project Name: E-25060-RL-2530065
Project Number: 058161
Lab Number: L2649874
Report Date: 08/11/26

Parameter	LCS %Recovery	Qual	LCSD %Recovery	Qual	%Recovery Limits	RPD	Qual	RPD Limits
Volatile Organics by GC/MS - Westborough Lab Associated sample(s): 01 Batch: WG2252210-3 WG2252210-4								
Methyl tert butyl ether	96		96		63-130	0		20
Benzene	110		100		70-130	10		20
1,2-Dichloroethane	120		110		70-130	9		20
Toluene	110		100		70-130	10		20
Ethylbenzene	110		100		70-130	10		20
p/m-Xylene	105		100		70-130	5		20
o-Xylene	100		95		70-130	5		20
Isopropylbenzene	120		110		70-130	9		20
1,3,5-Trimethylbenzene	120		110		64-130	9		20
1,2,4-Trimethylbenzene	120		110		70-130	9		20
Naphthalene	93		96		70-130	3		20

Surrogate	LCS %Recovery	Qual	LCSD %Recovery	Qual	Acceptance Criteria
1,2-Dichloroethane-d4	117		117		70-130
Toluene-d8	101		102		70-130
4-Bromofluorobenzene	115		113		70-130
Dibromofluoromethane	105		102		70-130

Matrix Spike Analysis

Batch Quality Control

Project Name: E-25060-RL-2530065

Project Number: 058161

Lab Number: L2649874

Report Date: 08/11/26

Parameter	Native Sample	MS Added	MS Found	MS %Recovery	Qual	MSD Found	MSD %Recovery	Qual	Recovery Limits	RPD	Qual	RPD Limits	Column
Microextractables by GC - Westborough Lab Associated sample(s): 01 QC Batch ID: WG2251878-3 WG2251878-4 QC Sample: L2649874-01 Client ID: UMPA260804MW11D													
1,2-Dibromoethane	ND	0.201	0.171	85		0.176	89		60-140	3		20	A

Matrix Spike Analysis
Batch Quality Control

Project Name: E-25060-RL-2530065 ***Lab Number:*** L2649874

Project Number: 058161 ***Report Date:*** 08/11/26

Parameter	Native Sample	MS Added	MS Found	MS %Recovery	Qual	MSD Found	MSD %Recovery	Qual	Recovery Limits	RPD	Qual	RPD Limits
Volatile Organics by GC/MS - Westborough Lab Associated sample(s): 01 QC Batch ID: WG2252210-6 WG2252210-7 QC Sample: L2649874-01 Client ID: UMPA260804MW11D												
Methyl tert butyl ether	ND	10	12	120		13	130		63-130	8		20
Benzene	ND	10	11	110		12	120		70-130	9		20
1,2-Dichloroethane	ND	10	13	130		13	130		70-130	0		20
Toluene	ND	10	10	100		10	100		70-130	0		20
Ethylbenzene	ND	10	10	100		10	100		70-130	0		20
p/m-Xylene	ND	20	19	95		19	95		70-130	0		20
o-Xylene	ND	20	19	95		20	100		70-130	5		20
Isopropylbenzene	ND	10	10	100		10	100		70-130	0		20
1,3,5-Trimethylbenzene	ND	10	9.9	99		10	100		64-130	1		20
1,2,4-Trimethylbenzene	0.28J	10	9.9	99		10	100		70-130	1		20
Naphthalene	0.52J	10	11	110		12	120		70-130	9		20

Surrogate	MS % Recovery	MS Qualifier	MSD % Recovery	MSD Qualifier	Acceptance Criteria
1,2-Dichloroethane-d4	119		120		70-130
4-Bromofluorobenzene	115		117		70-130
Dibromofluoromethane	102		101		70-130
Toluene-d8	100		99		70-130

METALS

Project Name: E-25060-RL-2530065 **Lab Number:** L2649874

Project Number: 058161 **Report Date:** 08/11/26

SAMPLE RESULTS

Lab ID: L2649874-01 Date Collected: 08/04/26 11:00

Client ID: UMPA260804MW11D Date Received: 08/04/26

Sample Location: WASHINGTON CROSSING, PA Field Prep: Refer to COC

Sample Depth:

Matrix: Water

Parameter	Result	Qualifier	Units	RL	MDL	Dilution Factor	Date Prepared	Date Analyzed	Prep Method	Analytical Method	Analyst
Dissolved Metals - Mansfield Lab											
Lead, Dissolved	ND		ug/l	1.000	0.3430	1	08/07/26 10:40	08/07/26 19:09	EPA 3005A	1,6020B	CEY

Project Name: E-25060-RL-2530065 **Lab Number:** L2649874

Project Number: 058161 **Report Date:** 08/11/26

Method Blank Analysis
Batch Quality Control

Parameter	Result	Qualifier	Units	RL	MDL	Dilution Factor	Date Prepared	Date Analyzed	Analytical Method	Analyst
Dissolved Metals - Mansfield Lab for sample(s): 01 Batch: WG2252348-1										
Lead, Dissolved	ND		ug/l	1.000	0.3430	1	08/07/26 10:40	08/07/26 19:03	1,6020B	CEY

Prep Information

Digestion Method: EPA 3005A

Lab Control Sample Analysis
Batch Quality Control

Project Name: E-25060-RL-2530065
Project Number: 058161
Lab Number: L2649874
Report Date: 08/11/26

Parameter	LCS %Recovery	Qual	LCSD %Recovery	Qual	%Recovery Limits	RPD	Qual	RPD Limits
Dissolved Metals - Mansfield Lab Associated sample(s): 01 Batch: WG2252348-2								
Lead, Dissolved	102		-		80-120	-		

Matrix Spike Analysis
Batch Quality Control

Project Name: E-25060-RL-2530065
Project Number: 058161
Lab Number: L2649874
Report Date: 08/11/26

Parameter	Native Sample	MS Added	MS Found	MS %Recovery	Qual	MSD Found	MSD %Recovery	Qual	Recovery Limits	RPD	Qual	RPD Limits
Dissolved Metals - Mansfield Lab Associated sample(s): 01 QC Batch ID: WG2252348-3 WG2252348-4 QC Sample: L2649874-01 Client ID: UMPA260804MW11D												
Lead, Dissolved	ND	530	554.1	104		550.5	104		75-125	1		20
Dissolved Metals - Mansfield Lab Associated sample(s): 01 QC Batch ID: WG2252348-7 WG2252348-8 QC Sample: L2649875-02 Client ID: MS Sample												
Lead, Dissolved	ND	530	545.2	103		560.6	106		75-125	3		20

Project Name: E-25060-RL-2530065
Project Number: 058161

Lab Number: L2649874
Report Date: 08/11/26

Sample Receipt and Container Information

Were project specific reporting limits specified? YES

Cooler Information

Cooler	Custody Seal
A	Absent
B	Absent

Container Information

Container ID	Container Type	Cooler	Initial pH	Final pH	Temp deg C	Pres	Seal	Frozen Date/Time	Analysis(*)
L2649874-01A	Vial HCl preserved	NA	NA			Y	Absent		PA-8260(14)
L2649874-01A1	Vial HCl preserved	NA	NA			Y	Absent		PA-8260(14)
L2649874-01A2	Vial HCl preserved	NA	NA			Y	Absent		PA-8260(14)
L2649874-01B	Vial HCl preserved	NA	NA			Y	Absent		PA-8260(14)
L2649874-01B1	Vial HCl preserved	NA	NA			Y	Absent		PA-8260(14)
L2649874-01B2	Vial HCl preserved	NA	NA			Y	Absent		PA-8260(14)
L2649874-01C	Vial HCl preserved	NA	NA			Y	Absent		PA-8260(14)
L2649874-01C1	Vial HCl preserved	NA	NA			Y	Absent		PA-8260(14)
L2649874-01C2	Vial HCl preserved	NA	NA			Y	Absent		PA-8260(14)
L2649874-01D	Vial Na2S2O3 preserved	NA	NA			Y	Absent		8011(14)
L2649874-01D1	Vial Na2S2O3 preserved	NA	NA			Y	Absent		8011(14)
L2649874-01D2	Vial Na2S2O3 preserved	NA	NA			Y	Absent		8011(14)
L2649874-01E	Vial Na2S2O3 preserved	NA	NA			Y	Absent		8011(14)
L2649874-01E1	Vial Na2S2O3 preserved	NA	NA			Y	Absent		8011(14)
L2649874-01E2	Vial Na2S2O3 preserved	NA	NA			Y	Absent		8011(14)
L2649874-01F	Plastic 250ml HNO3 preserved	NA	<2	<2		Y	Absent		PB-6020S-PPB(180)
L2649874-01F1	Plastic 250ml HNO3 preserved	NA	<2	<2		Y	Absent		PB-6020S-PPB(180)
L2649874-01F2	Plastic 250ml HNO3 preserved	NA	<2	<2		Y	Absent		PB-6020S-PPB(180)

*Values in parentheses indicate holding time in days

Project Name: E-25060-RL-2530065 **Lab Number:** L2649874

Project Number: 058161 **Report Date:** 08/11/26

GLOSSARY

Acronyms

DL	- Detection Limit: This value represents the level to which target analyte concentrations are reported as estimated values, when those target analyte concentrations are quantified below the limit of quantitation (LOQ). The DL includes any adjustments from dilutions, concentrations or moisture content, where applicable. (DoD report formats only.)
EDL	- Estimated Detection Limit: This value represents the level to which target analyte concentrations are reported as estimated values, when those target analyte concentrations are quantified below the reporting limit (RL). The EDL includes any adjustments from dilutions, concentrations or moisture content, where applicable. The use of EDLs is specific to the analysis of PAHs using Solid-Phase Microextraction (SPME).
EMPC	- Estimated Maximum Possible Concentration: The concentration that results from the signal present at the retention time of an analyte when the ions meet all of the identification criteria except the ion abundance ratio criteria. An EMPC is a worst-case estimate of the concentration.
EPA	- Environmental Protection Agency.
LCS	- Laboratory Control Sample: A sample matrix, free from the analytes of interest, spiked with verified known amounts of analytes or a material containing known and verified amounts of analytes.
LCSD	- Laboratory Control Sample Duplicate: Refer to LCS.
LFB	- Laboratory Fortified Blank: A sample matrix, free from the analytes of interest, spiked with verified known amounts of analytes or a material containing known and verified amounts of analytes.
LOD	- Limit of Detection: This value represents the level to which a target analyte can reliably be detected for a specific analyte in a specific matrix by a specific method. The LOD includes any adjustments from dilutions, concentrations or moisture content, where applicable. (DoD report formats only.)
LOQ	- Limit of Quantitation: The value at which an instrument can accurately measure an analyte at a specific concentration. The LOQ includes any adjustments from dilutions, concentrations or moisture content, where applicable. (DoD report formats only.) Limit of Quantitation: The value at which an instrument can accurately measure an analyte at a specific concentration. The LOQ includes any adjustments from dilutions, concentrations or moisture content, where applicable. (DoD report formats only.)
MDL	- Method Detection Limit: This value represents the level to which target analyte concentrations are reported as estimated values, when those target analyte concentrations are quantified below the reporting limit (RL). The MDL includes any adjustments from dilutions, concentrations or moisture content, where applicable.
MS	- Matrix Spike Sample: A sample prepared by adding a known mass of target analyte to a specified amount of matrix sample for which an independent estimate of target analyte concentration is available. For Method 332.0, the spike recovery is calculated using the native concentration, including estimated values.
MSD	- Matrix Spike Sample Duplicate: Refer to MS.
NA	- Not Applicable.
NC	- Not Calculated: Term is utilized when one or more of the results utilized in the calculation are non-detect at the parameter's reporting unit.
NDPA/DPA	- N-Nitrosodiphenylamine/Diphenylamine.
NI	- Not Ignitable.
NP	- Non-Plastic: Term is utilized for the analysis of Atterberg Limits in soil.
NR	- No Results: Term is utilized when 'No Target Compounds Requested' is reported for the analysis of Volatile or Semivolatile Organic TIC only requests.
RL	- Reporting Limit: The value at which an instrument can accurately measure an analyte at a specific concentration. The RL includes any adjustments from dilutions, concentrations or moisture content, where applicable.
RPD	- Relative Percent Difference: The results from matrix and/or matrix spike duplicates are primarily designed to assess the precision of analytical results in a given matrix and are expressed as relative percent difference (RPD). Values which are less than five times the reporting limit for any individual parameter are evaluated by utilizing the absolute difference between the values; although the RPD value will be provided in the report.
SRM	- Standard Reference Material: A reference sample of a known or certified value that is of the same or similar matrix as the associated field samples.
STLP	- Semi-dynamic Tank Leaching Procedure per EPA Method 1315.
TEF	- Toxic Equivalency Factors: The values assigned to each dioxin and furan to evaluate their toxicity relative to 2,3,7,8-TCDD.
TEQ	- Toxic Equivalent: The measure of a sample's toxicity derived by multiplying each dioxin and furan by its corresponding TEF and then summing the resulting values.
TIC	- Tentatively Identified Compound: A compound that has been identified to be present and is not part of the target compound list (TCL) for the method and/or program. All TICs are qualitatively identified and reported as estimated concentrations.

Report Format: DU Report with 'J' Qualifiers

Project Name:	E-25060-RL-2530065	**Lab Number:**	L2649874
Project Number:	058161	**Report Date:**	08/11/26

Footnotes

1 - The reference for this analyte should be considered modified since this analyte is absent from the target analyte list of the original method.

Terms

Analytical Method: Both the document from which the method originates and the analytical reference method. (Example: EPA 8260B is shown as 1,8260B.) The codes for the reference method documents are provided in the References section of the Addendum.

Chlordane: The target compound Chlordane (CAS No. 57-74-9) is reported for GC ECD analyses. Per EPA,this compound "refers to a mixture of chlordane isomers, other chlorinated hydrocarbons and numerous other components." (Reference: USEPA Toxicological Review of Chlordane, In Support of Summary Information on the Integrated Risk Information System (IRIS), December 1997.)

Difference: With respect to Total Oxidizable Precursor (TOP) Assay analysis, the difference is defined as the Post-Treatment value minus the Pre-Treatment value.

Final pH: As it pertains to Sample Receipt & Container Information section of the report, Final pH reflects pH of container determined after adjustment at the laboratory, if applicable. If no adjustment required, value reflects Initial pH.

Frozen Date/Time: With respect to Volatile Organics in soil, Frozen Date/Time reflects the date/time at which associated Reagent Water-preserved vials were initially frozen. Note: If frozen date/time is beyond 48 hours from sample collection, value will be reflected in 'bold'.

Gasoline Range Organics (GRO): Gasoline Range Organics (GRO) results include all chromatographic peaks eluting from Methyl tert butyl ether through Naphthalene, with the exception of GRO analysis in support of State of Ohio programs, which includes all chromatographic peaks eluting from Hexane through Dodecane.

Initial pH: As it pertains to Sample Receipt & Container Information section of the report, Initial pH reflects pH of container determined upon receipt, if applicable.

PAH Total: With respect to Alkylated PAH analyses, the 'PAHs, Total' result is defined as the summation of results for all or a subset of the following compounds: Naphthalene, C1-C4 Naphthalenes, 2-Methylnaphthalene, 1-Methylnaphthalene, Biphenyl, Acenaphthylene, Acenaphthene, Fluorene, C1-C3 Fluorenes, Phenanthrene, C1-C4 Phenanthrenes/Anthracenes, Anthracene, Fluoranthene, Pyrene, C1-C4 Fluoranthenes/Pyrenes, Benz(a)anthracene, Chrysene, C1-C4 Chrysenes, Benzo(b)fluoranthene, Benzo(j)+(k)fluoranthene, Benzo(e)pyrene, Benzo(a)pyrene, Perylene, Indeno(1,2,3-cd)pyrene, Dibenz(ah)+(ac)anthracene, Benzo(g,h,i)perylene. If a 'Total' result is requested, the results of its individual components will also be reported.

PFAS Total: With respect to PFAS analyses, the 'PFAS, Total (5)' result is defined as the summation of results for: PFHpA, PFHxS, PFOA, PFNA and PFOS. In addition, the 'PFAS, Total (6)' result is defined as the summation of results for: PFHpA, PFHxS, PFOA, PFNA, PFDA and PFOS. For MassDEP DW compliance analysis only, the 'PFAS, Total (6)' result is defined as the summation of results at or above the RL. Note: If a 'Total' result is requested, the results of its individual components will also be reported.

Total: With respect to Organic analyses, a 'Total' result is defined as the summation of results for individual isomers or Aroclors. If a 'Total' result is requested, the results of its individual components will also be reported. This is applicable to 'Total' results for methods 8260, 8081 and 8082.

Data Qualifiers

A - Spectra identified as "Aldol Condensates" are byproducts of the extraction/concentration procedures when acetone is introduced in the process.

B - The analyte was detected above the reporting limit in the associated method blank. Flag only applies to associated field samples that have detectable concentrations of the analyte at less than ten times (10x) the concentration found in the blank. For MCP-related projects, flag only applies to associated field samples that have detectable concentrations of the analyte at less than ten times (10x) the concentration found in the blank. For DOD-related projects, flag only applies to associated field samples that have detectable concentrations of the analyte at less than ten times (10x) the concentration found in the blank AND the analyte was detected above one-half the reporting limit (or above the reporting limit for common lab contaminants) in the associated method blank. For NJ-Air-related projects, flag only applies to associated field samples that have detectable concentrations of the analyte above the reporting limit. For NJ-related projects (excluding Air), flag only applies to associated field samples that have detectable concentrations of the analyte, which was detected above the reporting limit in the associated method blank or above five times the reporting limit for common lab contaminants (Phthalates, Acetone, Methylene Chloride, 2-Butanone).

C - Co-elution: The target analyte co-elutes with a known lab standard (i.e. surrogate, internal standards, etc.) for co-extracted analyses.

D - Concentration of analyte was quantified from diluted analysis. Flag only applies to field samples that have detectable concentrations of the analyte.

E - Concentration of analyte exceeds the range of the calibration curve and/or linear range of the instrument.

F - The ratio of quantifier ion response to qualifier ion response falls outside of the laboratory criteria. Results are considered to be an estimated maximum concentration.

G - The concentration may be biased high due to matrix interferences (i.e, co-elution) with non-target compound(s). The result should be considered estimated.

H - The analysis of pH was performed beyond the regulatory-required holding time of 15 minutes from the time of sample collection.

I - The lower value for the two columns has been reported due to obvious interference.

J - Estimated value. The Target analyte concentration is below the quantitation limit (RL), but above the Method Detection Limit (MDL) or Estimated Detection Limit (EDL) for SPME-related analyses. This represents an estimated concentration for Tentatively Identified Compounds (TICs). For calculated parameters, this represents that one or more values used in the calculation were

Project Name: E-25060-RL-2530065 **Lab Number:** L2649874

Project Number: 058161 **Report Date:** 08/11/26

Data Qualifiers

estimated.

M - Reporting Limit (RL) exceeds the MCP CAM Reporting Limit for this analyte.

ND - Not detected at the method detection limit (MDL) for the sample, or estimated detection limit (EDL) for SPME-related analyses.

NJ - Presumptive evidence of compound. This represents an estimated concentration for Tentatively Identified Compounds (TICs), where the identification is based on a mass spectral library search.

P - The RPD between the results for the two columns exceeds the method-specified criteria.

Q - The quality control sample exceeds the associated acceptance criteria. For DOD-related projects, LCS and/or Continuing Calibration Standard exceedences are also qualified on all associated sample results. Note: This flag is not applicable for matrix spike recoveries when the sample concentration is greater than 4x the spike added or for batch duplicate RPD when the sample concentrations are less than 5x the RL. (Metals only.)

R - Analytical results are from sample re-analysis.

RE - Analytical results are from sample re-extraction.

S - Analytical results are from modified screening analysis.

V - The surrogate associated with this target analyte has a recovery outside the QC acceptance limits. (Applicable to MassDEP DW Compliance samples only.)

Z - The batch matrix spike and/or duplicate associated with this target analyte has a recovery/RPD outside the QC acceptance limits. (Applicable to MassDEP DW Compliance samples only.)

Project Name: E-25060-RL-2530065 **Lab Number:** L2649874

Project Number: 058161 **Report Date:** 08/11/26

REFERENCES

1 Test Methods for Evaluating Solid Waste: Physical/Chemical Methods. EPA SW-846. Third Edition. Updates I - VI, 2018.

LIMITATION OF LIABILITIES

Pace Analytical Services performs services with reasonable care and diligence normal to the analytical testing laboratory industry. In the event of an error, the sole and exclusive responsibility of Pace Analytical Services shall be to re-perform the work at it's own expense. In no event shall Pace Analytical Services be held liable for any incidental, consequential or special damages, including but not limited to, damages in any way connected with the use of, interpretation of, information or analysis provided by Pace Analytical Services.

We strongly urge our clients to comply with EPA protocol regarding sample volume, preservation, cooling, containers, sampling procedures, holding time and splitting of samples in the field.

ENV-FORM-WES2-0065 v03 Certificate/Approval Program Summary

Certification Information

The following analytes are not included in our Primary NELAP Scope of Accreditation:

PAS-WES2 Westborough Facility – 8 Walkup Dr. Westborough, MA 01581
EPA 8260D: NPW: 1,2,4,5-Tetramethylbenzene; 4-Ethyltoluene; SCM: Iodomethane (methyl iodide), 1,2,4,5-Tetramethylbenzene; 4-Ethyltoluene.
EPA 8270E: NPW: Dimethylnaphthalene,1,4-Diphenylhydrazine, alpha-Terpineol, Azobenzene; SCM: Dimethylnaphthalene,1,4-Diphenylhydrazine.
SM4500: NPW: Amenable Cyanide; SCM: Total Phosphorus, TKN, NO2, NO3.

PAS-MANS Mansfield Facility – 320 Forbes Blvd. Mansfield, MA 02048
SM 2540D: TSS.
Biological Tissue Matrix: EPA 3050B

PAS-MAN1 Mansfield Facility – 120 Forbes Blvd. Mansfield, MA 02048
EPA TO-15: Halothane, 2,4,4-Trimethyl-2-pentene, 2,4,4-Trimethyl-1-pentene, Thiophene, 2-Methylthiophene, 3-Methylthiophene, 2-Ethylthiophene, 1,2,3-Trimethylbenzene, Indan, Indene, 1,2,4,5-Tetramethylbenzene, Benzothiophene, 1-Methylnaphthalene.
MADEP-APH.

PAS-ELON East Longmeadow Facility – 39 Spruce Street East Longmeadow, MA 01028
EPA 524.2: 1,3,5-Trichlorobenzene, m/p-Xylene, o-xylene.
EPA 625.1: 1,2-Dichlorobenzene, 1,3-Dichlorobenzene, 1,4-Dichlorobenzene, N-Nitrosodiphenylamine**.**
EPA 8081B NPW and SCM: Alachlor, Endrin Ketone, Hexachlorobenzene.
EPA 8260D NPW: Tetrahydrofuran, 1,3,5-Trichlorobenzene; **SCM:** TAME, TBEE, Diethyl ether, DIPE, Tetrahydrofuran. 1,3,5-Trichlorobenzene, Freon-113**.**
EPA 8270E: NPW: Carbazole, 1-Methylnaphthalene, Pentachloronitrobenzene; **SCM:** Carbazole, 1-Methylnaphthalene**.**
EPA TO-13: Air: Benzo(e)pyrene, 1-Methylnaphthalene, 2-Methylnaphthalene, Perylene.
EPA TO-4A Pesticide Air: delta-BHC, Endosulfan I, Endosulfan II, Endosulfan Sulfate, Endrin, Endrin Aldehyde, Endrin Ketone, Hexachlorobenzene, Methoxychlor.
SM4500: NPW: Amenable Cyanide; **SCM:** Total Phosphorus, TKN, NH3, NECi: NO2, NO3, ASTMD516**.**

The following test method is not included in our New Jersey Secondary NELAP Scope of Accreditation:

PAS-MANS Mansfield Facility – 320 Forbes Blvd. Mansfield, MA 02048
Determination of Selected Perfluorinated Alkyl Substances by Solid Phase Extraction and Liquid Chromatography/Tandem Mass Spectrometry Isotope Dilution (via Alpha SOP 23528)

The following analytes are included in our Massachusetts DEP Scope of Accreditation:

PAS-WES2 Westborough Facility – 8 Walkup Dr. Westborough, MA 01581

Drinking Water
EPA 300.0: Chloride, Nitrate-N, Fluoride, Sulfate; **EPA 353.2**: Nitrate-N, Nitrite-N; **SM4500NO3-F**: Nitrate-N, Nitrite-N; **SM4500F-C, SM4500CN-CE, EPA 180.1, SM2130B, SM4500Cl-D, SM2320B, SM2540C, SM4500H-B, SM4500NO2-B**
EPA 504.1: EDB, DBCP.
Microbiology: **SM9215B; SM9223-P/A, SM9223B-Colilert-QT,**.

Non-Potable Water
SM4500H,B, EPA 120.1, SM2510B, SM2540C, SM2320B, SM4500CL-E, SM4500F-BC, SM4500NH3-BH: Ammonia-N and Kjeldahl-N, **EPA 350.1**: Ammonia-N, **LACHAT 10-107-06-1-B**: Ammonia-N, **EPA 351.1, SM4500NO3-F, EPA 353.2**: Nitrate-N**, SM4500P-E, SM4500P-B, E, SM4500SO4-E, SM5220D, EPA 410.4, SM5210B, SM4500CL-G, EPA 1664, EPA 420.1, SM4500-CN-CE, SM2540D, EPA 300: Chloride, Sulfate, Nitrate.**
Microbiology: **SM9223B-Colilert-QT; Enterolert-QT.**

PAS-MANS Mansfield Facility – 320 Forbes Blvd. Mansfield, MA 02048

Drinking Water
EPA 200.7: Al, Ba, Cd, Cr, Cu, Fe, Mn, Ni, Na, Ag, Ca, Zn. **EPA 200.8:** Al, Sb, As, Ba, Be, Cd, Cr, Cu, Pb, Mn, Ni, Se, Ag, TL, Zn. **EPA 245.1** Hg.
EPA 522, EPA 537.1.

Non-Potable Water
EPA 200.7: Al, Sb, As, Be, Cd, Ca, Cr, Co, Cu, Fe, Pb, Mg, Mn, Mo, Ni, K, Se, Ag, Na, Sr, TL, Ti, V, Zn.
EPA 200.8: Al, Sb**,** As, Be, Cd, Ca, Cr, Cu, Fe, Pb, Mg, Mn, Ni, K, Se, Ag, Na, TL, Zn.
EPA 245.1: Hg. **EPA 245.7:** Hg.
SM2340B

ENV-FORM-WES2-0065 v03 Certificate/Approval Program Summary

PAS-ELON East Longmeadow Facility – 39 Spruce Street East Longmeadow, MA 01028

Drinking Water
EPA 300.0: NO3, NO2, Fl, Cl, SO4. **NECI Reductase**: NO3, NO2.
SM4500F-C, SM4500Cl-B, SM4500CN-C,E, EPA 180.1, SM2320B, SM 2540C, SM4500H-B, SM4500SO4-E.
EPA 537.1; EPA 524.2: THMs and VOCs; **EPA 504.1:** EDB, DBCP.
Microbiology: SM9223-P/A: TC/EC; SM9223B-Colilert-enumeration: TC/EC; HPC-Simplate.

Non-Potable Water
SM4500H-B, SM2510B, SM2540C, SM2320B, SM4500Cl-B, SM4500NH3-B, C, EPA 350.1, NECi: NO3, **SM4500NH3-B, C: TKN, SM4500P-E: Ortho Phosphate, SM4500P-B, E: Total Phosphorus, EPA 410.4, SM5210B, SM5310C, SM4500CN-C, E, SM2540D, SM4500Cl-G, SM4500SO4-E, EPA 1664, EPA 420.1, EPA 300.0:** Cl, SO4, NO3.
EPA 624.1: Volatile Halocarbons, Volatile Aromatics.
EPA 608.3: Chlordane, Toxaphene, Aldrin, Alpha-BHC, Beta-BHC, Gamma-BHC, Delta-BHC, Dieldrin, DDD, DDE, DDT, Endosulfan I, Endosulfan II, Endosulfan Sulfate, Endrin, Endrin Aldehyde, Heptachlor, Heptachlor Epoxide, PCBs.
EPA 625.1: SVOC-Acid Extractables and Base/Neutrals
Microbiology: SM9223B-Colilert: E. coli (Ambient and Wastewater), **SM9223B-Colilert-18:** Fecal Coliform (Wastewater).

Certification IDs:

PAS-WES2 Westborough Facility – 8 Walkup Dr. Westborough, MA 01581
CT PH-0826, IL 200077, IN C-MA-03, KY KY98045, ME MA00086, MD 348, MA M-MA086, NH 2064, NJ MA935, NY 11148, NC (NPW/SCM) 666, OR MA-1316, PA 68-03671, RI LAO00065, TX T104704476, VT VT-0935, VA 460195.

PAS-MANS Mansfield Facility – 320 Forbes Blvd. Mansfield, MA 02048
ANAB/DoD L2474, CA 3117, CO MA00030, CT PH-0825, IL 200081, IN C-MA-04, KY KY98046, LA 85084, ME MA00030, MD 350, MA M-MA00030, MI 9110, MN 025-999-495, NV MA00030, NH 2062, NJ MA015, NY 11627, NC (NPW/SCM) 685, OR MA-0262, PA 68-02089, RI LAO00299, TX T-104704419, UT MA00030, VT VT-0015, VA 460194, WA C954.

PAS-MAN1 Mansfield Air Lab Facility – 120 Forbes Blvd. Mansfield, MA 02048
ANAB/DoD L2474, LA 245052, ME MA01156, MN 025-999-498, NH 2249, NJ MA025, NY 12191, OR 4203, TX T104704583, VA 460311, WA C1104.

PAS-ELON East Longmeadow Facility – 39 Spruce St. East Longmeadow, MA 01028
CT PH-0821, ME MA00100, MI 9100, NC (DENR) 652, NC (DW) 25703, MA M-MA100, NH (Secondary) 2516, NH (Primary) 2557, NJ MA007, NY 10899, PA 68-05812, RI LAO00373, VA 460217, VT-255716, WV DEP 419, WV-DW 9979C, LA 05130, LA-DW LA042, MD-DW 373, OH 87781.

For a complete listing of analytes and methods, please contact your Project Manager.

CHAIN OF CUSTODY

PAGE 1 OF 1

Date Rec'd in Lab: 8/5/26

Pace Job #: L2649874

Pace Analytical Services
WESTBORO, MA TEL: 508-898-9220 FAX: 508-898-9193
MANSFIELD, MA TEL: 508-822-9300 FAX: 508-822-3288

Client Information

Client: Sunoco Pipeline(SPLP)
Address: 100 Green St
Marcus Hook, PA
Phone: 610-859-6297
Fax:
Email: bradford.fish@energytransfer.com
☐ These samples have been previously analyzed by Pace

Project Information

Project Name: E-25060-RL-2530065
Project Location: Washington Crossing, PA
Project #: 058161
Project Manager: Mark Schaeffer
Pace Quote #:

Turn-Around Time

☐ Standard ☒ RUSH (only confirmed if pre-approved)
Date Due: 5-day TAT Time:

Report Information - Data Deliverables

☐ FAX ☐ EMAIL
☐ ADEx ☐ Add'l Deliverables

Billing Information

☐ Same as Client info PO #:

Regulatory Requirements/Report Limits

State /Fed Program | Criteria

Other Project Specific Requirements/Comments/Detection Limits:
Data Package: Level IV including CTEH & Environemental Standards EDDs; Bill to SPLP; VOC8260 list – benzene, toluene, ethylbenzene, total xylenes, methyl tert-butyl ether (MTBE), naphthalene, isopropylbenzene, 1,3,5-trimethylbenzene, 1,2,4-trimethylbenzene, 1,2-dichloroethane (EDC)

SAMPLE HANDLING
Filtration
☒ Done
☐ Not needed
☐ Lab to do
Preservation
☐ Lab to do
(Please specify below)

Pace Lab ID (Lab Use Only)	Sample ID	Collection Date	Collection Time	Sample Matrix	Sampler's Initials	VOCs- USEPA 8260C	EDB- USEPA 8011	Lead(dissolved)- USEPA 6020B	Sample Specific Comments	TOTAL # BOTTLES
-01	UMPA260804MW11D	8/04/26	1100	GW	ND	X	X	X		6
-01	UMPA260804MW11DMS	8/04/26	1100	GW	ND	X	X	X	Matrix Spike	6
-01	UMPA260804MW11DMSD	8/04/26	1100	GW	ND	X	X	X	Matrix Spike Dup	6
Container Type						V	V	P		
Preservative						B	H	C		

Relinquished By:	Date/Time	Received By:	Date/Time
Anthony Adams Pace	8/4/26 1750	Pace	8/4/26 1750
Pace	8/4/26 2000	Pace	8-4-26 2000
Pace	8-4-26 2330	Anthony Green	AUG 04 2026 2310
Anthony Green			
M 8-5 0200	M 8-5 0330		

Please print clearly, legibly and completely. Samples can not be logged in and turnaround time clock will not start until any ambiguities are resolved. All samples submitted are subject to Pace's Terms and Conditions. See reverse side.

FORM NO: 01-01 (rev. 25-FEB-25)

08/05/26-0330

Sample Delivery Group Summary

Pace Job Number : L2649874

Received : 04-AUG-2026
Reviewer : Sara Salome

Account Name : Stantec, Inc.
Project Number : 058161
Project Name : E-25060-RL-2530065

Delivery Information

Samples Delivered By : Pace Courier

Chain of Custody : Present

Cooler Information

Cooler	Seal/Seal#	Preservation	Temperature(°C)	Additional Information
A	Absent/	Ice	3.9	
B	Absent/	Ice	3.6	

Condition Information

1) All samples on COC received?	**YES**
2) Extra samples received?	**NO**
3) Are there any sample container discrepancies?	**NO**
4) Are there any discrepancies between COC & sample labels?	**NO**
5) Are samples in appropriate containers for requested analysis?	**YES**
6) Are samples properly preserved for requested analysis?	**YES**
7) Are samples within holding time for requested analysis?	**YES**
8) All sampling equipment returned?	**NA**

Volatile Organics/VPH

1) Reagent Water Vials Frozen by Client?	**NO**

ANALYTICAL REPORT

Lab Number:	L2649875
Client:	Stantec, Inc. 1060 Andrew Drive Suite 140 West Chester, PA 19380
ATTN:	Mark Schaeffer
Phone:	(610) 407-7943
Project Name:	E-25060-RL-2530065
Project Number:	058161
Report Date:	08/10/26

The original project report/data package is held by Pace Analytical Services. This report/data package is paginated and should be reproduced only in its entirety. Pace Analytical Services holds no responsibility for results and/or data that are not consistent with the original.

Eight Walkup Drive, Westborough, MA 01581-1019
508-898-9220 (Fax) 508-898-9193 800-624-9220 - www.alphalab.com

Project Name: E-25060-RL-2530065
Project Number: 058161

Lab Number: L2649875
Report Date: 08/10/26

Lab Sample ID	Client ID	Matrix	Sample Location	Collection Date/Time	Receive Date
L2649875-01	UMPA260803MW15S	WATER	WASHINGTON CROSSING, PA	08/03/26 12:10	08/04/26
L2649875-02	UMPA260803MW15D	WATER	WASHINGTON CROSSING, PA	08/03/26 15:30	08/04/26

Project Name:	E-25060-RL-2530065	**Lab Number:**	L2649875
Project Number:	058161	**Report Date:**	08/10/26

Case Narrative

The samples were received in accordance with the Chain of Custody and no significant deviations were encountered during the preparation or analysis unless otherwise noted. Sample Receipt, Container Information, and the Chain of Custody are located at the back of the report.

Results contained within this report relate only to the samples submitted under this Pace Lab Number and meet NELAP requirements for all NELAP accredited parameters unless otherwise noted in the following narrative. The data presented in this report is organized by parameter (i.e. VOC, SVOC, etc.). Sample specific Quality Control data (i.e. Surrogate Spike Recovery) is reported at the end of the target analyte list for each individual sample, followed by the Laboratory Batch Quality Control at the end of each parameter. Tentatively Identified Compounds (TICs), if requested, are reported for compounds identified to be present and are not part of the method/program Target Compound List, even if only a subset of the TCL are being reported. If a sample was re-analyzed or re-extracted due to a required quality control corrective action and if both sets of data are reported, the Laboratory ID of the re-analysis or re-extraction is designated with an "R" or "RE", respectively.

When multiple Batch Quality Control elements are reported (e.g. more than one LCS), the associated samples for each element are noted in the grey shaded header line of each data table. Any Laboratory Batch, Sample Specific % recovery or RPD value that is outside the listed Acceptance Criteria is bolded in the report. In reference to questions H (CAM) or 4 (RCP) when "NO" is checked, the performance criteria for CAM and RCP methods allow for some quality control failures to occur and still be within method compliance. In these instances, the specific failure is not narrated but noted in the associated QC Outlier Summary Report, located directly after the Case Narrative. QC information is also incorporated in the Data Usability Assessment table (Format 11) of our Data Merger tool, where it can be reviewed in conjunction with the sample result, associated regulatory criteria and any associated data usability implications.

Soil/sediments and solids are reported on a dry weight basis unless otherwise noted. Tissues are reported "as received" or on a wet weight basis, unless otherwise noted. Definitions of all data qualifiers and acronyms used in this report are provided in the Glossary located at the back of the report.

HOLD POLICY - For samples submitted on hold, Pace's policy is to hold samples (with the exception of Air canisters) free of charge for 21 calendar days from the date the project is completed. After 21 calendar days, we will dispose of all samples submitted including those put on hold unless you have contacted your Pace Project Manager and made arrangements for Pace to continue to hold the samples. Air canisters will be disposed after 3 business days from the date the project is completed.

Please contact Project Management at 800-624-9220 with any questions.

Project Name:	E-25060-RL-2530065	**Lab Number:**	L2649875
Project Number:	058161	**Report Date:**	08/10/26

Case Narrative (continued)

Report Submission

All non-detect (ND) or estimated concentrations (J-qualified) have been quantitated to the limit noted in the MDL column.

I, the undersigned, attest under the pains and penalties of perjury that, to the best of my knowledge and belief and based upon my personal inquiry of those responsible for providing the information contained in this analytical report, such information is accurate and complete. This certificate of analysis is not complete unless this page accompanies any and all pages of this report.

Authorized Signature: Kylie Morse

Title: Technical Director/Representative Date: 08/10/26

QC OUTLIER SUMMARY REPORT

Project Name: E-25060-RL-2530065

Project Number: 058161

Lab Number: L2649875

Report Date: 08/10/26

Method	Client ID (Native ID)	Lab ID	Parameter	QC Type	Recovery/RPD (%)	QC Limits (%)	Associated Samples	Data Quality Assessment

There are no QC Outliers associated with this report.

ORGANICS

VOLATILES

Project Name: E-25060-RL-2530065 **Lab Number:** L2649875

Project Number: 058161 **Report Date:** 08/10/26

SAMPLE RESULTS

Lab ID: L2649875-01
Client ID: UMPA260803MW15S
Sample Location: WASHINGTON CROSSING, PA

Date Collected: 08/03/26 12:10
Date Received: 08/04/26
Field Prep: Refer to COC

Sample Depth:
Matrix: Water
Analytical Method: 1,8011
Analytical Date: 08/06/26 14:43
Analyst: HNY

Extraction Method: EPA 8011
Extraction Date: 08/06/26 08:35

Parameter	Result	Qualifier	Units	RL	MDL	Dilution Factor	Column
Microextractables by GC - Westborough Lab							
1,2-Dibromoethane	ND		ug/l	0.010	0.005	1	A

Project Name: E-25060-RL-2530065 **Lab Number:** L2649875

Project Number: 058161 **Report Date:** 08/10/26

SAMPLE RESULTS

Lab ID: L2649875-01 Date Collected: 08/03/26 12:10

Client ID: UMPA260803MW15S Date Received: 08/04/26

Sample Location: WASHINGTON CROSSING, PA Field Prep: Refer to COC

Sample Depth:

Matrix: Water

Analytical Method: 1,8260D

Analytical Date: 08/06/26 14:02

Analyst: KJW

Parameter	Result	Qualifier	Units	RL	MDL	Dilution Factor
Volatile Organics by GC/MS - Westborough Lab						
Methyl tert butyl ether	ND		ug/l	1.0	0.17	1
Benzene	3.7		ug/l	0.50	0.16	1
1,2-Dichloroethane	ND		ug/l	0.50	0.13	1
Toluene	ND		ug/l	0.75	0.20	1
Ethylbenzene	ND		ug/l	0.50	0.17	1
p/m-Xylene	ND		ug/l	1.0	0.33	1
o-Xylene	13		ug/l	1.0	0.39	1
Xylenes, Total	13		ug/l	1.0	0.33	1
Isopropylbenzene	2.2		ug/l	0.50	0.19	1
1,3,5-Trimethylbenzene	7.2		ug/l	2.5	0.22	1
1,2,4-Trimethylbenzene	12		ug/l	2.5	0.19	1
Naphthalene	20		ug/l	1.0	0.22	1

Surrogate	% Recovery	Qualifier	Acceptance Criteria
1,2-Dichloroethane-d4	99		70-130
Toluene-d8	91		70-130
4-Bromofluorobenzene	79		70-130
Dibromofluoromethane	114		70-130

Project Name: E-25060-RL-2530065 **Lab Number:** L2649875

Project Number: 058161 **Report Date:** 08/10/26

SAMPLE RESULTS

Lab ID: L2649875-02
Client ID: UMPA260803MW15D
Sample Location: WASHINGTON CROSSING, PA

Date Collected: 08/03/26 15:30
Date Received: 08/04/26
Field Prep: Refer to COC

Sample Depth:
Matrix: Water
Analytical Method: 1,8011
Analytical Date: 08/06/26 14:54
Analyst: HNY

Extraction Method: EPA 8011
Extraction Date: 08/06/26 08:35

Parameter	Result	Qualifier	Units	RL	MDL	Dilution Factor	Column
Microextractables by GC - Westborough Lab							
1,2-Dibromoethane	ND		ug/l	0.010	0.005	1	A

Project Name: E-25060-RL-2530065 **Lab Number:** L2649875

Project Number: 058161 **Report Date:** 08/10/26

SAMPLE RESULTS

Lab ID: L2649875-02 Date Collected: 08/03/26 15:30

Client ID: UMPA260803MW15D Date Received: 08/04/26

Sample Location: WASHINGTON CROSSING, PA Field Prep: Refer to COC

Sample Depth:

Matrix: Water

Analytical Method: 1,8260D

Analytical Date: 08/06/26 14:27

Analyst: KJW

Parameter	Result	Qualifier	Units	RL	MDL	Dilution Factor
Volatile Organics by GC/MS - Westborough Lab						
Methyl tert butyl ether	ND		ug/l	1.0	0.17	1
Benzene	ND		ug/l	0.50	0.16	1
1,2-Dichloroethane	ND		ug/l	0.50	0.13	1
Toluene	ND		ug/l	0.75	0.20	1
Ethylbenzene	ND		ug/l	0.50	0.17	1
p/m-Xylene	ND		ug/l	1.0	0.33	1
o-Xylene	ND		ug/l	1.0	0.39	1
Xylenes, Total	ND		ug/l	1.0	0.33	1
Isopropylbenzene	ND		ug/l	0.50	0.19	1
1,3,5-Trimethylbenzene	ND		ug/l	2.5	0.22	1
1,2,4-Trimethylbenzene	ND		ug/l	2.5	0.19	1
Naphthalene	ND		ug/l	1.0	0.22	1

Surrogate	% Recovery	Qualifier	Acceptance Criteria
1,2-Dichloroethane-d4	100		70-130
Toluene-d8	89		70-130
4-Bromofluorobenzene	80		70-130
Dibromofluoromethane	120		70-130

Project Name: E-25060-RL-2530065 **Lab Number:** L2649875

Project Number: 058161 **Report Date:** 08/10/26

Method Blank Analysis
Batch Quality Control

Analytical Method: 1,8011
Analytical Date: 08/06/26 10:11
Analyst: HNY

Extraction Method: EPA 8011
Extraction Date: 08/06/26 08:35

Parameter	Result	Qualifier	Units	RL	MDL	
Microextractables by GC - Westborough Lab for sample(s): 01-02 Batch: WG2251792-1						
1,2-Dibromoethane	ND		ug/l	0.010	0.005	A

Project Name: E-25060-RL-2530065 **Lab Number:** L2649875

Project Number: 058161 **Report Date:** 08/10/26

Method Blank Analysis
Batch Quality Control

Analytical Method: 1,8260D
Analytical Date: 08/06/26 09:36
Analyst: PID

Parameter	Result	Qualifier	Units	RL	MDL
Volatile Organics by GC/MS - Westborough Lab for sample(s): 01-02 Batch: WG2252062-5					
Methyl tert butyl ether	ND		ug/l	1.0	0.17
Benzene	ND		ug/l	0.50	0.16
1,2-Dichloroethane	ND		ug/l	0.50	0.13
Toluene	ND		ug/l	0.75	0.20
Ethylbenzene	ND		ug/l	0.50	0.17
p/m-Xylene	ND		ug/l	1.0	0.33
o-Xylene	ND		ug/l	1.0	0.39
Xylenes, Total	ND		ug/l	1.0	0.33
Isopropylbenzene	ND		ug/l	0.50	0.19
1,3,5-Trimethylbenzene	ND		ug/l	2.5	0.22
1,2,4-Trimethylbenzene	ND		ug/l	2.5	0.19
Naphthalene	ND		ug/l	1.0	0.22

Surrogate	%Recovery	Qualifier	Acceptance Criteria
1,2-Dichloroethane-d4	101		70-130
Toluene-d8	91		70-130
4-Bromofluorobenzene	87		70-130
Dibromofluoromethane	120		70-130

Lab Control Sample Analysis
Batch Quality Control

Project Name: E-25060-RL-2530065
Project Number: 058161
Lab Number: L2649875
Report Date: 08/10/26

Parameter	LCS %Recovery	Qual	LCSD %Recovery	Qual	%Recovery Limits	RPD	Qual	RPD Limits	Column
Microextractables by GC - Westborough Lab Associated sample(s): 01-02 Batch: WG2251792-2									
1,2-Dibromoethane	106		-		60-140	-			A

Lab Control Sample Analysis
Batch Quality Control

Project Name: E-25060-RL-2530065
Project Number: 058161
Lab Number: L2649875
Report Date: 08/10/26

Parameter	LCS %Recovery	Qual	LCSD %Recovery	Qual	%Recovery Limits	RPD	Qual	RPD Limits
Volatile Organics by GC/MS - Westborough Lab Associated sample(s): 01-02 Batch: WG2252062-3 WG2252062-4								
Methyl tert butyl ether	71		71		63-130	0		20
Benzene	92		90		70-130	2		20
1,2-Dichloroethane	91		91		70-130	0		20
Toluene	83		82		70-130	1		20
Ethylbenzene	85		85		70-130	0		20
p/m-Xylene	95		90		70-130	5		20
o-Xylene	85		90		70-130	6		20
Isopropylbenzene	82		82		70-130	0		20
1,3,5-Trimethylbenzene	80		79		64-130	1		20
1,2,4-Trimethylbenzene	80		78		70-130	3		20
Naphthalene	85		78		70-130	9		20

Surrogate	LCS %Recovery	Qual	LCSD %Recovery	Qual	Acceptance Criteria
1,2-Dichloroethane-d4	99		105		70-130
Toluene-d8	92		92		70-130
4-Bromofluorobenzene	74		74		70-130
Dibromofluoromethane	111		111		70-130

Matrix Spike Analysis

Batch Quality Control

Project Name: E-25060-RL-2530065

Project Number: 058161

Lab Number: L2649875

Report Date: 08/10/26

Parameter	Native Sample	MS Added	MS Found	MS %Recovery	Qual	MSD Found	MSD %Recovery	Qual	Recovery Limits	RPD	Qual	RPD Limits	Column
Microextractables by GC - Westborough Lab Associated sample(s): 01-02 QC Batch ID: WG2251792-3 WG2251792-4 QC Sample: L2649875-02 Client ID: UMPA260803MW15D													
1,2-Dibromoethane	ND	0.197	0.194	98		0.178	89		60-140	9		20	A

Matrix Spike Analysis
Batch Quality Control

Project Name: E-25060-RL-2530065 ***Lab Number:*** L2649875

Project Number: 058161 ***Report Date:*** 08/10/26

Parameter	Native Sample	MS Added	MS Found	MS %Recovery	Qual	MSD Found	MSD %Recovery	Qual	Recovery Limits	RPD	Qual	RPD Limits
Volatile Organics by GC/MS - Westborough Lab Associated sample(s): 01-02 QC Batch ID: WG2252062-6 WG2252062-7 QC Sample: L2649875-02 Client ID: UMPA260803MW15D												
Methyl tert butyl ether	ND	10	9.3	93		9.4	94		63-130	1		20
Benzene	ND	10	10	100		10	100		70-130	0		20
1,2-Dichloroethane	ND	10	10	100		10	100		70-130	0		20
Toluene	ND	10	9.2	92		8.9	89		70-130	3		20
Ethylbenzene	ND	10	9.4	94		9.3	93		70-130	1		20
p/m-Xylene	ND	20	20	100		20	100		70-130	0		20
o-Xylene	ND	20	20	100		20	100		70-130	0		20
Isopropylbenzene	ND	10	9.1	91		9.1	91		70-130	0		20
1,3,5-Trimethylbenzene	ND	10	8.9	89		8.9	89		64-130	0		20
1,2,4-Trimethylbenzene	ND	10	8.8	88		8.8	88		70-130	0		20
Naphthalene	ND	10	10	100		10	100		70-130	0		20

Surrogate	MS % Recovery	MS Qualifier	MSD % Recovery	MSD Qualifier	Acceptance Criteria
1,2-Dichloroethane-d4	107		100		70-130
4-Bromofluorobenzene	76		78		70-130
Dibromofluoromethane	110		111		70-130
Toluene-d8	91		91		70-130

METALS

Project Name: E-25060-RL-2530065 **Lab Number:** L2649875

Project Number: 058161 **Report Date:** 08/10/26

SAMPLE RESULTS

Lab ID: L2649875-01 Date Collected: 08/03/26 12:10

Client ID: UMPA260803MW15S Date Received: 08/04/26

Sample Location: WASHINGTON CROSSING, PA Field Prep: Refer to COC

Sample Depth:

Matrix: Water

Parameter	Result	Qualifier	Units	RL	MDL	Dilution Factor	Date Prepared	Date Analyzed	Prep Method	Analytical Method	Analyst
Dissolved Metals - Mansfield Lab											
Lead, Dissolved	ND		ug/l	1.000	0.3430	1	08/07/26 10:40	08/07/26 20:17	EPA 3005A	1,6020B	CEY

Project Name: E-25060-RL-2530065 **Lab Number:** L2649875

Project Number: 058161 **Report Date:** 08/10/26

SAMPLE RESULTS

Lab ID: L2649875-02 Date Collected: 08/03/26 15:30

Client ID: UMPA260803MW15D Date Received: 08/04/26

Sample Location: WASHINGTON CROSSING, PA Field Prep: Refer to COC

Sample Depth:

Matrix: Water

Parameter	Result	Qualifier	Units	RL	MDL	Dilution Factor	Date Prepared	Date Analyzed	Prep Method	Analytical Method	Analyst
Dissolved Metals - Mansfield Lab											
Lead, Dissolved	ND		ug/l	1.000	0.3430	1	08/07/26 10:40	08/07/26 19:16	EPA 3005A	1,6020B	CEY

Project Name: E-25060-RL-2530065 **Lab Number:** L2649875

Project Number: 058161 **Report Date:** 08/10/26

Method Blank Analysis
Batch Quality Control

Parameter	Result	Qualifier	Units	RL	MDL	Dilution Factor	Date Prepared	Date Analyzed	Analytical Method	Analyst
Dissolved Metals - Mansfield Lab for sample(s): 01-02 Batch: WG2252348-1										
Lead, Dissolved	ND		ug/l	1.000	0.3430	1	08/07/26 10:40	08/07/26 19:03	1,6020B	CEY

Prep Information

Digestion Method: EPA 3005A

Lab Control Sample Analysis
Batch Quality Control

Project Name: E-25060-RL-2530065
Project Number: 058161
Lab Number: L2649875
Report Date: 08/10/26

Parameter	LCS %Recovery	Qual	LCSD %Recovery	Qual	%Recovery Limits	RPD	Qual	RPD Limits
Dissolved Metals - Mansfield Lab Associated sample(s): 01-02 Batch: WG2252348-2								
Lead, Dissolved	102		-		80-120	-		

Matrix Spike Analysis
Batch Quality Control

Project Name: E-25060-RL-2530065
Project Number: 058161
Lab Number: L2649875
Report Date: 08/10/26

Parameter	Native Sample	MS Added	MS Found	MS %Recovery	Qual	MSD Found	MSD %Recovery	Qual	Recovery Limits	RPD	Qual	RPD Limits
Dissolved Metals - Mansfield Lab Associated sample(s): 01-02 QC Batch ID: WG2252348-3 WG2252348-4 QC Sample: L2649874-01 Client ID: MS Sample												
Lead, Dissolved	ND	530	554.1	104		550.5	104		75-125	1		20
Dissolved Metals - Mansfield Lab Associated sample(s): 01-02 QC Batch ID: WG2252348-7 WG2252348-8 QC Sample: L2649875-02 Client ID: UMPA260803MW15D												
Lead, Dissolved	ND	530	545.2	103		560.6	106		75-125	3		20

Project Name: E-25060-RL-2530065
Project Number: 058161

Lab Number: L2649875
Report Date: 08/10/26

Sample Receipt and Container Information

Were project specific reporting limits specified? YES

Cooler Information

Cooler	Custody Seal
A	Absent
B	Absent

Container Information

Container ID	Container Type	Cooler	Initial pH	Final pH	Temp deg C	Pres	Seal	Frozen Date/Time	Analysis(*)
L2649875-01A	Vial HCl preserved	NA	NA			Y	Absent		PA-8260(14)
L2649875-01B	Vial HCl preserved	NA	NA			Y	Absent		PA-8260(14)
L2649875-01C	Vial HCl preserved	NA	NA			Y	Absent		PA-8260(14)
L2649875-01D	Vial Na2S2O3 preserved	NA	NA			Y	Absent		8011(14)
L2649875-01E	Vial Na2S2O3 preserved	NA	NA			Y	Absent		8011(14)
L2649875-01F	Plastic 250ml HNO3 preserved	NA	<2	<2		Y	Absent		PB-6020S-PPB(180)
L2649875-02A	Vial HCl preserved	NA	NA			Y	Absent		PA-8260(14)
L2649875-02A1	Vial HCl preserved	NA	NA			Y	Absent		PA-8260(14)
L2649875-02A2	Vial HCl preserved	NA	NA			Y	Absent		PA-8260(14)
L2649875-02B	Vial HCl preserved	NA	NA			Y	Absent		PA-8260(14)
L2649875-02B1	Vial HCl preserved	NA	NA			Y	Absent		PA-8260(14)
L2649875-02B2	Vial HCl preserved	NA	NA			Y	Absent		PA-8260(14)
L2649875-02C	Vial HCl preserved	NA	NA			Y	Absent		PA-8260(14)
L2649875-02C1	Vial HCl preserved	NA	NA			Y	Absent		PA-8260(14)
L2649875-02C2	Vial HCl preserved	NA	NA			Y	Absent		PA-8260(14)
L2649875-02D	Vial Na2S2O3 preserved	NA	NA			Y	Absent		8011(14)
L2649875-02D1	Vial Na2S2O3 preserved	NA	NA			Y	Absent		8011(14)
L2649875-02D2	Vial Na2S2O3 preserved	NA	NA			Y	Absent		8011(14)
L2649875-02E	Vial Na2S2O3 preserved	NA	NA			Y	Absent		8011(14)
L2649875-02E1	Vial Na2S2O3 preserved	NA	NA			Y	Absent		8011(14)
L2649875-02E2	Vial Na2S2O3 preserved	NA	NA			Y	Absent		8011(14)
L2649875-02F	Plastic 250ml HNO3 preserved	NA	<2	<2		Y	Absent		PB-6020S-PPB(180)

*Values in parentheses indicate holding time in days

Project Name: E-25060-RL-2530065
Project Number: 058161

Lab Number: L2649875
Report Date: 08/10/26

Container Information

Container ID	Container Type	Cooler	Initial pH	Final pH	Temp deg C	Pres	Seal	Frozen Date/Time	Analysis(*)
L2649875-02F1	Plastic 250ml HNO3 preserved	NA	<2	<2		Y	Absent		PB-6020S-PPB(180)
L2649875-02F2	Plastic 250ml HNO3 preserved	NA	<2	<2		Y	Absent		PB-6020S-PPB(180)

*Values in parentheses indicate holding time in days

Project Name: E-25060-RL-2530065 **Lab Number:** L2649875

Project Number: 058161 **Report Date:** 08/10/26

GLOSSARY

Acronyms

DL	- Detection Limit: This value represents the level to which target analyte concentrations are reported as estimated values, when those target analyte concentrations are quantified below the limit of quantitation (LOQ). The DL includes any adjustments from dilutions, concentrations or moisture content, where applicable. (DoD report formats only.)
EDL	- Estimated Detection Limit: This value represents the level to which target analyte concentrations are reported as estimated values, when those target analyte concentrations are quantified below the reporting limit (RL). The EDL includes any adjustments from dilutions, concentrations or moisture content, where applicable. The use of EDLs is specific to the analysis of PAHs using Solid-Phase Microextraction (SPME).
EMPC	- Estimated Maximum Possible Concentration: The concentration that results from the signal present at the retention time of an analyte when the ions meet all of the identification criteria except the ion abundance ratio criteria. An EMPC is a worst-case estimate of the concentration.
EPA	- Environmental Protection Agency.
LCS	- Laboratory Control Sample: A sample matrix, free from the analytes of interest, spiked with verified known amounts of analytes or a material containing known and verified amounts of analytes.
LCSD	- Laboratory Control Sample Duplicate: Refer to LCS.
LFB	- Laboratory Fortified Blank: A sample matrix, free from the analytes of interest, spiked with verified known amounts of analytes or a material containing known and verified amounts of analytes.
LOD	- Limit of Detection: This value represents the level to which a target analyte can reliably be detected for a specific analyte in a specific matrix by a specific method. The LOD includes any adjustments from dilutions, concentrations or moisture content, where applicable. (DoD report formats only.)
LOQ	- Limit of Quantitation: The value at which an instrument can accurately measure an analyte at a specific concentration. The LOQ includes any adjustments from dilutions, concentrations or moisture content, where applicable. (DoD report formats only.) Limit of Quantitation: The value at which an instrument can accurately measure an analyte at a specific concentration. The LOQ includes any adjustments from dilutions, concentrations or moisture content, where applicable. (DoD report formats only.)
MDL	- Method Detection Limit: This value represents the level to which target analyte concentrations are reported as estimated values, when those target analyte concentrations are quantified below the reporting limit (RL). The MDL includes any adjustments from dilutions, concentrations or moisture content, where applicable.
MS	- Matrix Spike Sample: A sample prepared by adding a known mass of target analyte to a specified amount of matrix sample for which an independent estimate of target analyte concentration is available. For Method 332.0, the spike recovery is calculated using the native concentration, including estimated values.
MSD	- Matrix Spike Sample Duplicate: Refer to MS.
NA	- Not Applicable.
NC	- Not Calculated: Term is utilized when one or more of the results utilized in the calculation are non-detect at the parameter's reporting unit.
NDPA/DPA	- N-Nitrosodiphenylamine/Diphenylamine.
NI	- Not Ignitable.
NP	- Non-Plastic: Term is utilized for the analysis of Atterberg Limits in soil.
NR	- No Results: Term is utilized when 'No Target Compounds Requested' is reported for the analysis of Volatile or Semivolatile Organic TIC only requests.
RL	- Reporting Limit: The value at which an instrument can accurately measure an analyte at a specific concentration. The RL includes any adjustments from dilutions, concentrations or moisture content, where applicable.
RPD	- Relative Percent Difference: The results from matrix and/or matrix spike duplicates are primarily designed to assess the precision of analytical results in a given matrix and are expressed as relative percent difference (RPD). Values which are less than five times the reporting limit for any individual parameter are evaluated by utilizing the absolute difference between the values; although the RPD value will be provided in the report.
SRM	- Standard Reference Material: A reference sample of a known or certified value that is of the same or similar matrix as the associated field samples.
STLP	- Semi-dynamic Tank Leaching Procedure per EPA Method 1315.
TEF	- Toxic Equivalency Factors: The values assigned to each dioxin and furan to evaluate their toxicity relative to 2,3,7,8-TCDD.
TEQ	- Toxic Equivalent: The measure of a sample's toxicity derived by multiplying each dioxin and furan by its corresponding TEF and then summing the resulting values.
TIC	- Tentatively Identified Compound: A compound that has been identified to be present and is not part of the target compound list (TCL) for the method and/or program. All TICs are qualitatively identified and reported as estimated concentrations.

Report Format: DU Report with 'J' Qualifiers

Project Name:	E-25060-RL-2530065	**Lab Number:**	L2649875
Project Number:	058161	**Report Date:**	08/10/26

Footnotes

1 - The reference for this analyte should be considered modified since this analyte is absent from the target analyte list of the original method.

Terms

Analytical Method: Both the document from which the method originates and the analytical reference method. (Example: EPA 8260B is shown as 1,8260B.) The codes for the reference method documents are provided in the References section of the Addendum.

Chlordane: The target compound Chlordane (CAS No. 57-74-9) is reported for GC ECD analyses. Per EPA,this compound "refers to a mixture of chlordane isomers, other chlorinated hydrocarbons and numerous other components." (Reference: USEPA Toxicological Review of Chlordane, In Support of Summary Information on the Integrated Risk Information System (IRIS), December 1997.)

Difference: With respect to Total Oxidizable Precursor (TOP) Assay analysis, the difference is defined as the Post-Treatment value minus the Pre-Treatment value.

Final pH: As it pertains to Sample Receipt & Container Information section of the report, Final pH reflects pH of container determined after adjustment at the laboratory, if applicable. If no adjustment required, value reflects Initial pH.

Frozen Date/Time: With respect to Volatile Organics in soil, Frozen Date/Time reflects the date/time at which associated Reagent Water-preserved vials were initially frozen. Note: If frozen date/time is beyond 48 hours from sample collection, value will be reflected in 'bold'.

Gasoline Range Organics (GRO): Gasoline Range Organics (GRO) results include all chromatographic peaks eluting from Methyl tert butyl ether through Naphthalene, with the exception of GRO analysis in support of State of Ohio programs, which includes all chromatographic peaks eluting from Hexane through Dodecane.

Initial pH: As it pertains to Sample Receipt & Container Information section of the report, Initial pH reflects pH of container determined upon receipt, if applicable.

PAH Total: With respect to Alkylated PAH analyses, the 'PAHs, Total' result is defined as the summation of results for all or a subset of the following compounds: Naphthalene, C1-C4 Naphthalenes, 2-Methylnaphthalene, 1-Methylnaphthalene, Biphenyl, Acenaphthylene, Acenaphthene, Fluorene, C1-C3 Fluorenes, Phenanthrene, C1-C4 Phenanthrenes/Anthracenes, Anthracene, Fluoranthene, Pyrene, C1-C4 Fluoranthenes/Pyrenes, Benz(a)anthracene, Chrysene, C1-C4 Chrysenes, Benzo(b)fluoranthene, Benzo(j)+(k)fluoranthene, Benzo(e)pyrene, Benzo(a)pyrene, Perylene, Indeno(1,2,3-cd)pyrene, Dibenz(ah)+(ac)anthracene, Benzo(g,h,i)perylene. If a 'Total' result is requested, the results of its individual components will also be reported.

PFAS Total: With respect to PFAS analyses, the 'PFAS, Total (5)' result is defined as the summation of results for: PFHpA, PFHxS, PFOA, PFNA and PFOS. In addition, the 'PFAS, Total (6)' result is defined as the summation of results for: PFHpA, PFHxS, PFOA, PFNA, PFDA and PFOS. For MassDEP DW compliance analysis only, the 'PFAS, Total (6)' result is defined as the summation of results at or above the RL. Note: If a 'Total' result is requested, the results of its individual components will also be reported.

Total: With respect to Organic analyses, a 'Total' result is defined as the summation of results for individual isomers or Aroclors. If a 'Total' result is requested, the results of its individual components will also be reported. This is applicable to 'Total' results for methods 8260, 8081 and 8082.

Data Qualifiers

A - Spectra identified as "Aldol Condensates" are byproducts of the extraction/concentration procedures when acetone is introduced in the process.

B - The analyte was detected above the reporting limit in the associated method blank. Flag only applies to associated field samples that have detectable concentrations of the analyte at less than ten times (10x) the concentration found in the blank. For MCP-related projects, flag only applies to associated field samples that have detectable concentrations of the analyte at less than ten times (10x) the concentration found in the blank. For DOD-related projects, flag only applies to associated field samples that have detectable concentrations of the analyte at less than ten times (10x) the concentration found in the blank AND the analyte was detected above one-half the reporting limit (or above the reporting limit for common lab contaminants) in the associated method blank. For NJ-Air-related projects, flag only applies to associated field samples that have detectable concentrations of the analyte above the reporting limit. For NJ-related projects (excluding Air), flag only applies to associated field samples that have detectable concentrations of the analyte, which was detected above the reporting limit in the associated method blank or above five times the reporting limit for common lab contaminants (Phthalates, Acetone, Methylene Chloride, 2-Butanone).

C - Co-elution: The target analyte co-elutes with a known lab standard (i.e. surrogate, internal standards, etc.) for co-extracted analyses.

D - Concentration of analyte was quantified from diluted analysis. Flag only applies to field samples that have detectable concentrations of the analyte.

E - Concentration of analyte exceeds the range of the calibration curve and/or linear range of the instrument.

F - The ratio of quantifier ion response to qualifier ion response falls outside of the laboratory criteria. Results are considered to be an estimated maximum concentration.

G - The concentration may be biased high due to matrix interferences (i.e, co-elution) with non-target compound(s). The result should be considered estimated.

H - The analysis of pH was performed beyond the regulatory-required holding time of 15 minutes from the time of sample collection.

I - The lower value for the two columns has been reported due to obvious interference.

J - Estimated value. The Target analyte concentration is below the quantitation limit (RL), but above the Method Detection Limit (MDL) or Estimated Detection Limit (EDL) for SPME-related analyses. This represents an estimated concentration for Tentatively Identified Compounds (TICs). For calculated parameters, this represents that one or more values used in the calculation were

Project Name:	E-25060-RL-2530065	**Lab Number:**	L2649875
Project Number:	058161	**Report Date:**	08/10/26

Data Qualifiers

estimated.

M - Reporting Limit (RL) exceeds the MCP CAM Reporting Limit for this analyte.

ND - Not detected at the method detection limit (MDL) for the sample, or estimated detection limit (EDL) for SPME-related analyses.

NJ - Presumptive evidence of compound. This represents an estimated concentration for Tentatively Identified Compounds (TICs), where the identification is based on a mass spectral library search.

P - The RPD between the results for the two columns exceeds the method-specified criteria.

Q - The quality control sample exceeds the associated acceptance criteria. For DOD-related projects, LCS and/or Continuing Calibration Standard exceedences are also qualified on all associated sample results. Note: This flag is not applicable for matrix spike recoveries when the sample concentration is greater than 4x the spike added or for batch duplicate RPD when the sample concentrations are less than 5x the RL. (Metals only.)

R - Analytical results are from sample re-analysis.

RE - Analytical results are from sample re-extraction.

S - Analytical results are from modified screening analysis.

V - The surrogate associated with this target analyte has a recovery outside the QC acceptance limits. (Applicable to MassDEP DW Compliance samples only.)

Z - The batch matrix spike and/or duplicate associated with this target analyte has a recovery/RPD outside the QC acceptance limits. (Applicable to MassDEP DW Compliance samples only.)

Project Name: E-25060-RL-2530065 **Lab Number:** L2649875

Project Number: 058161 **Report Date:** 08/10/26

REFERENCES

1 Test Methods for Evaluating Solid Waste: Physical/Chemical Methods. EPA SW-846. Third Edition. Updates I - VI, 2018.

LIMITATION OF LIABILITIES

Pace Analytical Services performs services with reasonable care and diligence normal to the analytical testing laboratory industry. In the event of an error, the sole and exclusive responsibility of Pace Analytical Services shall be to re-perform the work at it's own expense. In no event shall Pace Analytical Services be held liable for any incidental, consequential or special damages, including but not limited to, damages in any way connected with the use of, interpretation of, information or analysis provided by Pace Analytical Services.

We strongly urge our clients to comply with EPA protocol regarding sample volume, preservation, cooling, containers, sampling procedures, holding time and splitting of samples in the field.

ENV-FORM-WES2-0065 v03 Certificate/Approval Program Summary

Certification Information

The following analytes are not included in our Primary NELAP Scope of Accreditation:

PAS-WES2 Westborough Facility – 8 Walkup Dr. Westborough, MA 01581
EPA 8260D: NPW: 1,2,4,5-Tetramethylbenzene; 4-Ethyltoluene; SCM: Iodomethane (methyl iodide), 1,2,4,5-Tetramethylbenzene; 4-Ethyltoluene.
EPA 8270E: NPW: Dimethylnaphthalene,1,4-Diphenylhydrazine, alpha-Terpineol, Azobenzene; SCM: Dimethylnaphthalene,1,4-Diphenylhydrazine.
SM4500: NPW: Amenable Cyanide; SCM: Total Phosphorus, TKN, NO2, NO3.

PAS-MANS Mansfield Facility – 320 Forbes Blvd. Mansfield, MA 02048
SM 2540D: TSS.
Biological Tissue Matrix: EPA 3050B

PAS-MAN1 Mansfield Facility – 120 Forbes Blvd. Mansfield, MA 02048
EPA TO-15: Halothane, 2,4,4-Trimethyl-2-pentene, 2,4,4-Trimethyl-1-pentene, Thiophene, 2-Methylthiophene, 3-Methylthiophene, 2-Ethylthiophene, 1,2,3-Trimethylbenzene, Indan, Indene, 1,2,4,5-Tetramethylbenzene, Benzothiophene, 1-Methylnaphthalene.
MADEP-APH.

PAS-ELON East Longmeadow Facility – 39 Spruce Street East Longmeadow, MA 01028
EPA 524.2: 1,3,5-Trichlorobenzene, m/p-Xylene, o-xylene.
EPA 625.1: 1,2-Dichlorobenzene, 1,3-Dichlorobenzene, 1,4-Dichlorobenzene, N-Nitrosodiphenylamine**.**
EPA 8081B NPW and SCM: Alachlor, Endrin Ketone, Hexachlorobenzene.
EPA 8260D NPW: Tetrahydrofuran, 1,3,5-Trichlorobenzene; **SCM:** TAME, TBEE, Diethyl ether, DIPE, Tetrahydrofuran. 1,3,5-Trichlorobenzene, Freon-113**.**
EPA 8270E: NPW: Carbazole, 1-Methylnaphthalene, Pentachloronitrobenzene; **SCM:** Carbazole, 1-Methylnaphthalene**.**
EPA TO-13: Air: Benzo(e)pyrene, 1-Methylnaphthalene, 2-Methylnaphthalene, Perylene.
EPA TO-4A Pesticide Air: delta-BHC, Endosulfan I, Endosulfan II, Endosulfan Sulfate, Endrin, Endrin Aldehyde, Endrin Ketone, Hexachlorobenzene, Methoxychlor.
SM4500: NPW: Amenable Cyanide; **SCM:** Total Phosphorus, TKN, NH3, NECi: NO2, NO3, ASTMD516**.**

The following test method is not included in our New Jersey Secondary NELAP Scope of Accreditation:

PAS-MANS Mansfield Facility – 320 Forbes Blvd. Mansfield, MA 02048
Determination of Selected Perfluorinated Alkyl Substances by Solid Phase Extraction and Liquid Chromatography/Tandem Mass Spectrometry Isotope Dilution (via Alpha SOP 23528)

The following analytes are included in our Massachusetts DEP Scope of Accreditation:

PAS-WES2 Westborough Facility – 8 Walkup Dr. Westborough, MA 01581

Drinking Water
EPA 300.0: Chloride, Nitrate-N, Fluoride, Sulfate; **EPA 353.2**: Nitrate-N, Nitrite-N; **SM4500NO3-F**: Nitrate-N, Nitrite-N; **SM4500F-C, SM4500CN-CE, EPA 180.1, SM2130B, SM4500Cl-D, SM2320B, SM2540C, SM4500H-B, SM4500NO2-B**
EPA 504.1: EDB, DBCP.
Microbiology: **SM9215B; SM9223-P/A, SM9223B-Colilert-QT,**.

Non-Potable Water
SM4500H,B, EPA 120.1, SM2510B, SM2540C, SM2320B, SM4500CL-E, SM4500F-BC, SM4500NH3-BH: Ammonia-N and Kjeldahl-N, **EPA 350.1**: Ammonia-N, **LACHAT 10-107-06-1-B**: Ammonia-N, **EPA 351.1, SM4500NO3-F, EPA 353.2**: Nitrate-N**, SM4500P-E, SM4500P-B, E, SM4500SO4-E, SM5220D, EPA 410.4, SM5210B, SM4500CL-G, EPA 1664, EPA 420.1, SM4500-CN-CE, SM2540D, EPA 300: Chloride, Sulfate, Nitrate.**
Microbiology: **SM9223B-Colilert-QT; Enterolert-QT.**

PAS-MANS Mansfield Facility – 320 Forbes Blvd. Mansfield, MA 02048

Drinking Water
EPA 200.7: Al, Ba, Cd, Cr, Cu, Fe, Mn, Ni, Na, Ag, Ca, Zn. **EPA 200.8:** Al, Sb, As, Ba, Be, Cd, Cr, Cu, Pb, Mn, Ni, Se, Ag, TL, Zn. **EPA 245.1** Hg.
EPA 522, EPA 537.1.

Non-Potable Water
EPA 200.7: Al, Sb, As, Be, Cd, Ca, Cr, Co, Cu, Fe, Pb, Mg, Mn, Mo, Ni, K, Se, Ag, Na, Sr, TL, Ti, V, Zn.
EPA 200.8: Al, Sb**,** As, Be, Cd, Ca, Cr, Cu, Fe, Pb, Mg, Mn, Ni, K, Se, Ag, Na, TL, Zn.
EPA 245.1: Hg. **EPA 245.7:** Hg.
SM2340B

ENV-FORM-WES2-0065 v03 Certificate/Approval Program Summary

PAS-ELON East Longmeadow Facility – 39 Spruce Street East Longmeadow, MA 01028

Drinking Water
EPA 300.0: NO3, NO2, Fl, Cl, SO4. **NECI Reductase**: NO3, NO2.
SM4500F-C, SM4500Cl-B, SM4500CN-C,E, EPA 180.1, SM2320B, SM 2540C, SM4500H-B, SM4500SO4-E.
EPA 537.1; EPA 524.2: THMs and VOCs; **EPA 504.1:** EDB, DBCP.
Microbiology: SM9223-P/A: TC/EC; SM9223B-Colilert-enumeration: TC/EC; HPC-Simplate.

Non-Potable Water
SM4500H-B, SM2510B, SM2540C, SM2320B, SM4500Cl-B, SM4500NH3-B, C, EPA 350.1, NECi: NO3, **SM4500NH3-B, C: TKN, SM4500P-E: Ortho Phosphate, SM4500P-B, E: Total Phosphorus, EPA 410.4, SM5210B, SM5310C, SM4500CN-C, E, SM2540D, SM4500Cl-G, SM4500SO4-E, EPA 1664, EPA 420.1, EPA 300.0:** Cl, SO4, NO3.
EPA 624.1: Volatile Halocarbons, Volatile Aromatics.
EPA 608.3: Chlordane, Toxaphene, Aldrin, Alpha-BHC, Beta-BHC, Gamma-BHC, Delta-BHC, Dieldrin, DDD, DDE, DDT, Endosulfan I, Endosulfan II, Endosulfan Sulfate, Endrin, Endrin Aldehyde, Heptachlor, Heptachlor Epoxide, PCBs.
EPA 625.1: SVOC-Acid Extractables and Base/Neutrals
Microbiology: SM9223B-Colilert: E. coli (Ambient and Wastewater), **SM9223B-Colilert-18:** Fecal Coliform (Wastewater).

Certification IDs:

PAS-WES2 Westborough Facility – 8 Walkup Dr. Westborough, MA 01581
CT PH-0826, IL 200077, IN C-MA-03, KY KY98045, ME MA00086, MD 348, MA M-MA086, NH 2064, NJ MA935, NY 11148, NC (NPW/SCM) 666, OR MA-1316, PA 68-03671, RI LAO00065, TX T104704476, VT VT-0935, VA 460195.

PAS-MANS Mansfield Facility – 320 Forbes Blvd. Mansfield, MA 02048
ANAB/DoD L2474, CA 3117, CO MA00030, CT PH-0825, IL 200081, IN C-MA-04, KY KY98046, LA 85084, ME MA00030, MD 350, MA M-MA00030, MI 9110, MN 025-999-495, NV MA00030, NH 2062, NJ MA015, NY 11627, NC (NPW/SCM) 685, OR MA-0262, PA 68-02089, RI LAO00299, TX T-104704419, UT MA00030, VT VT-0015, VA 460194, WA C954.

PAS-MAN1 Mansfield Air Lab Facility – 120 Forbes Blvd. Mansfield, MA 02048
ANAB/DoD L2474, LA 245052, ME MA01156, MN 025-999-498, NH 2249, NJ MA025, NY 12191, OR 4203, TX T104704583, VA 460311, WA C1104.

PAS-ELON East Longmeadow Facility – 39 Spruce St. East Longmeadow, MA 01028
CT PH-0821, ME MA00100, MI 9100, NC (DENR) 652, NC (DW) 25703, MA M-MA100, NH (Secondary) 2516, NH (Primary) 2557, NJ MA007, NY 10899, PA 68-05812, RI LAO00373, VA 460217, VT-255716, WV DEP 419, WV-DW 9979C, LA 05130, LA-DW LA042, MD-DW 373, OH 87781.

For a complete listing of analytes and methods, please contact your Project Manager.

CHAIN OF CUSTODY

PAGE 1 OF 1

Date Rec'd in Lab: 8/5/26

Pace Job #: L2649875

WESTBORO, MA TEL: 508-898-9220 FAX: 508-898-9193
MANSFIELD, MA TEL: 508-822-9300 FAX: 508-822-3288

Client Information

Client: Sunoco Pipeline(SPLP)
Address: 100 Green St
Marcus Hook, PA
Phone: 610-859-6297
Fax:
Email: bradford.fish@energytransfer.com
☐ These samples have been previously analyzed by Pace

Project Information

Project Name: E-25060-RL-2530065
Project Location: Washington Crossing, PA
Project #: 058161
Project Manager: Mark Schaeffer
Pace Quote #:

Turn-Around Time

☐ Standard ☒ RUSH (only confirmed if pre-approved)
Date Due: 5-day TAT Time:

Report Information - Data Deliverables

☐ FAX ☐ EMAIL
☐ ADEx ☐ Add'l Deliverables

Billing Information

☐ Same as Client info PO #:

Regulatory Requirements/Report Limits

State /Fed Program	Criteria

Other Project Specific Requirements/Comments/Detection Limits:
Data Package: Level IV including CTEH & Environemental Standards EDDs; Bill to SPLP; VOC8260 list – benzene, toluene, ethylbenzene, total xylenes, methyl tert-butyl ether (MTBE), naphthalene, isopropylbenzene, 1,3,5-trimethylbenzene, 1,2,4-trimethylbenzene, 1,2-dichloroethane (EDC)

Pace Lab ID (Lab Use Only)	Sample ID	Collection Date	Collection Time	Sample Matrix	Sampler's Initials	VOCs- USEPA 8260C	EDB- USEPA 8011	Lead(dissolved)- USEPA 6020B									Sample Specific Comments	TOTAL # BOTTLES
49875 -01	UMPA260803MW15S	8/03/26	1210	GW	GH	X	X	X										6
-02	UMPA260803MW15D	8/03/26	1530	GW	GH	X	X	X										6
-02	UMPA260803MW15DMS	8/03/26	1531	GW	GH	X	X	X									Matrix Spike	6
-02	UMPA260803MW15DMSD	8/03/26	1532	GW	GH	X	X	X									Matrix Spike Duplicate	6
Container Type						V	V	P										
Preservative						B	H	C										

SAMPLE HANDLING
Filtration
☒ Done
☐ Not needed
☐ Lab to do
Preservation
☐ Lab to do
(Please specify below)

Relinquished By:	Date/Time	Received By:	Date/Time
Anton Adams / Anton A. Stanton	8/4/26 1750	[illegible] Pace	8/4/26 1750
[illegible] Pace	8-4-26 2000	[illegible] Pace	8-4-26 2000
[illegible] Pace	8-4-26 2330	Anthony Green	AUG 04 2026 2330
Anthony Green	8-5 0300	[illegible]	8-5 0330

Please print clearly, legibly and completely. Samples can not be logged in and turnaround time clock will not start until any ambiguities are resolved. All samples submitted are subject to Pace's Terms and Conditions. See reverse side.

FORM NO. 01-01 (rev. 25-FEB-25)

08/05/26-0330

Sample Delivery Group Summary

Pace Job Number : L2649875

Received : 04-AUG-2026
Reviewer : Sara Salome

Account Name : Stantec, Inc.
Project Number : 058161
Project Name : E-25060-RL-2530065

Delivery Information

Samples Delivered By : Pace Courier

Chain of Custody : Present

Cooler Information

Cooler	Seal/Seal#	Preservation	Temperature(°C)	Additional Information
A	Absent/	Ice	3.9	
B	Absent/	Ice	3.6	

Condition Information

1) All samples on COC received?	**YES**
2) Extra samples received?	**NO**
3) Are there any sample container discrepancies?	**NO**
4) Are there any discrepancies between COC & sample labels?	**NO**
5) Are samples in appropriate containers for requested analysis?	**YES**
6) Are samples properly preserved for requested analysis?	**YES**
7) Are samples within holding time for requested analysis?	**YES**
8) All sampling equipment returned?	**NA**

Volatile Organics/VPH

1) Reagent Water Vials Frozen by Client?	**NO**

ANALYTICAL REPORT

Lab Number:	L2649876
Client:	Stantec, Inc. 1060 Andrew Drive Suite 140 West Chester, PA 19380
ATTN:	Mark Schaeffer
Phone:	(610) 407-7943
Project Name:	E-25060-RL-2530065
Project Number:	058161
Report Date:	08/11/26

The original project report/data package is held by Pace Analytical Services. This report/data package is paginated and should be reproduced only in its entirety. Pace Analytical Services holds no responsibility for results and/or data that are not consistent with the original.

Eight Walkup Drive, Westborough, MA 01581-1019
508-898-9220 (Fax) 508-898-9193 800-624-9220 - www.alphalab.com

Project Name: E-25060-RL-2530065
Project Number: 058161

Lab Number: L2649876
Report Date: 08/11/26

Lab Sample ID	Client ID	Matrix	Sample Location	Collection Date/Time	Receive Date
L2649876-01	UMPA260803MW12S	WATER	WASHINGTON CROSSING, PA	08/03/26 12:30	08/04/26
L2649876-02	UMPA260803MW12D	WATER	WASHINGTON CROSSING, PA	08/03/26 16:00	08/04/26
L2649876-03	UMPA260803MW13S	WATER	WASHINGTON CROSSING, PA	08/03/26 14:55	08/04/26
L2649876-04	UMPA260803MW13D	WATER	WASHINGTON CROSSING, PA	08/03/26 18:25	08/04/26
L2649876-05	UMPA260803DUP01	WATER	WASHINGTON CROSSING, PA	08/03/26 00:00	08/04/26

Project Name:	E-25060-RL-2530065	**Lab Number:**	L2649876
Project Number:	058161	**Report Date:**	08/11/26

Case Narrative

The samples were received in accordance with the Chain of Custody and no significant deviations were encountered during the preparation or analysis unless otherwise noted. Sample Receipt, Container Information, and the Chain of Custody are located at the back of the report.

Results contained within this report relate only to the samples submitted under this Pace Lab Number and meet NELAP requirements for all NELAP accredited parameters unless otherwise noted in the following narrative. The data presented in this report is organized by parameter (i.e. VOC, SVOC, etc.). Sample specific Quality Control data (i.e. Surrogate Spike Recovery) is reported at the end of the target analyte list for each individual sample, followed by the Laboratory Batch Quality Control at the end of each parameter. Tentatively Identified Compounds (TICs), if requested, are reported for compounds identified to be present and are not part of the method/program Target Compound List, even if only a subset of the TCL are being reported. If a sample was re-analyzed or re-extracted due to a required quality control corrective action and if both sets of data are reported, the Laboratory ID of the re-analysis or re-extraction is designated with an "R" or "RE", respectively.

When multiple Batch Quality Control elements are reported (e.g. more than one LCS), the associated samples for each element are noted in the grey shaded header line of each data table. Any Laboratory Batch, Sample Specific % recovery or RPD value that is outside the listed Acceptance Criteria is bolded in the report. In reference to questions H (CAM) or 4 (RCP) when "NO" is checked, the performance criteria for CAM and RCP methods allow for some quality control failures to occur and still be within method compliance. In these instances, the specific failure is not narrated but noted in the associated QC Outlier Summary Report, located directly after the Case Narrative. QC information is also incorporated in the Data Usability Assessment table (Format 11) of our Data Merger tool, where it can be reviewed in conjunction with the sample result, associated regulatory criteria and any associated data usability implications.

Soil/sediments and solids are reported on a dry weight basis unless otherwise noted. Tissues are reported "as received" or on a wet weight basis, unless otherwise noted. Definitions of all data qualifiers and acronyms used in this report are provided in the Glossary located at the back of the report.

HOLD POLICY - For samples submitted on hold, Pace's policy is to hold samples (with the exception of Air canisters) free of charge for 21 calendar days from the date the project is completed. After 21 calendar days, we will dispose of all samples submitted including those put on hold unless you have contacted your Pace Project Manager and made arrangements for Pace to continue to hold the samples. Air canisters will be disposed after 3 business days from the date the project is completed.

Please contact Project Management at 800-624-9220 with any questions.

Project Name:	E-25060-RL-2530065	**Lab Number:**	L2649876
Project Number:	058161	**Report Date:**	08/11/26

Case Narrative (continued)

Report Submission

All non-detect (ND) or estimated concentrations (J-qualified) have been quantitated to the limit noted in the MDL column.

I, the undersigned, attest under the pains and penalties of perjury that, to the best of my knowledge and belief and based upon my personal inquiry of those responsible for providing the information contained in this analytical report, such information is accurate and complete. This certificate of analysis is not complete unless this page accompanies any and all pages of this report.

Authorized Signature: Caitlin Walukevich

Title: Technical Director/Representative

Date: 08/11/26

QC OUTLIER SUMMARY REPORT

Project Name: E-25060-RL-2530065

Project Number: 058161

Lab Number: L2649876

Report Date: 08/11/26

Method	Client ID (Native ID)	Lab ID	Parameter	QC Type	Recovery/RPD (%)	QC Limits (%)	Associated Samples	Data Quality Assessment

There are no QC Outliers associated with this report.

ORGANICS

VOLATILES

Project Name: E-25060-RL-2530065 **Lab Number:** L2649876

Project Number: 058161 **Report Date:** 08/11/26

SAMPLE RESULTS

Lab ID: L2649876-01
Client ID: UMPA260803MW12S
Sample Location: WASHINGTON CROSSING, PA

Date Collected: 08/03/26 12:30
Date Received: 08/04/26
Field Prep: Refer to COC

Sample Depth:
Matrix: Water
Analytical Method: 1,8011
Analytical Date: 08/06/26 14:12
Analyst: HNY

Extraction Method: EPA 8011
Extraction Date: 08/06/26 11:15

Parameter	Result	Qualifier	Units	RL	MDL	Dilution Factor	Column
Microextractables by GC - Westborough Lab							
1,2-Dibromoethane	ND		ug/l	0.010	0.005	1	A

Project Name: E-25060-RL-2530065 **Lab Number:** L2649876

Project Number: 058161 **Report Date:** 08/11/26

SAMPLE RESULTS

Lab ID: L2649876-01 D2 Date Collected: 08/03/26 12:30

Client ID: UMPA260803MW12S Date Received: 08/04/26

Sample Location: WASHINGTON CROSSING, PA Field Prep: Refer to COC

Sample Depth:

Matrix: Water

Analytical Method: 1,8260D

Analytical Date: 08/07/26 21:55

Analyst: MJV

Parameter	Result	Qualifier	Units	RL	MDL	Dilution Factor
Volatile Organics by GC/MS - Westborough Lab						
1,2,4-Trimethylbenzene	300		ug/l	25	1.9	10

Surrogate	% Recovery	Qualifier	Acceptance Criteria
1,2-Dichloroethane-d4	116		70-130
Toluene-d8	101		70-130
4-Bromofluorobenzene	103		70-130
Dibromofluoromethane	87		70-130

Project Name: E-25060-RL-2530065 **Lab Number:** L2649876

Project Number: 058161 **Report Date:** 08/11/26

SAMPLE RESULTS

Lab ID: L2649876-01 D
Client ID: UMPA260803MW12S
Sample Location: WASHINGTON CROSSING, PA

Date Collected: 08/03/26 12:30
Date Received: 08/04/26
Field Prep: Refer to COC

Sample Depth:
Matrix: Water
Analytical Method: 1,8260D
Analytical Date: 08/06/26 11:55
Analyst: KJW

Parameter	Result	Qualifier	Units	RL	MDL	Dilution Factor
Volatile Organics by GC/MS - Westborough Lab						
Methyl tert butyl ether	0.47	J	ug/l	2.5	0.42	2.5
Benzene	39		ug/l	1.2	0.40	2.5
1,2-Dichloroethane	ND		ug/l	1.2	0.33	2.5
Toluene	ND		ug/l	1.9	0.51	2.5
Ethylbenzene	4.2		ug/l	1.2	0.42	2.5
p/m-Xylene	53		ug/l	2.5	0.83	2.5
o-Xylene	1.4	J	ug/l	2.5	0.98	2.5
Xylenes, Total	54	J	ug/l	2.5	0.83	2.5
Isopropylbenzene	3.0		ug/l	1.2	0.47	2.5
1,3,5-Trimethylbenzene	100		ug/l	6.2	0.54	2.5
1,2,4-Trimethylbenzene	340	E	ug/l	6.2	0.48	2.5
Naphthalene	110		ug/l	2.5	0.54	2.5

Surrogate	% Recovery	Qualifier	Acceptance Criteria
1,2-Dichloroethane-d4	99		70-130
Toluene-d8	88		70-130
4-Bromofluorobenzene	73		70-130
Dibromofluoromethane	116		70-130

Project Name: E-25060-RL-2530065 **Lab Number:** L2649876

Project Number: 058161 **Report Date:** 08/11/26

SAMPLE RESULTS

Lab ID: L2649876-02
Client ID: UMPA260803MW12D
Sample Location: WASHINGTON CROSSING, PA

Date Collected: 08/03/26 16:00
Date Received: 08/04/26
Field Prep: Refer to COC

Sample Depth:
Matrix: Water
Analytical Method: 1,8011
Analytical Date: 08/06/26 14:24
Analyst: HNY

Extraction Method: EPA 8011
Extraction Date: 08/06/26 11:15

Parameter	Result	Qualifier	Units	RL	MDL	Dilution Factor	Column
Microextractables by GC - Westborough Lab							
1,2-Dibromoethane	ND		ug/l	0.010	0.005	1	A

Project Name: E-25060-RL-2530065 **Lab Number:** L2649876

Project Number: 058161 **Report Date:** 08/11/26

SAMPLE RESULTS

Lab ID: L2649876-02 Date Collected: 08/03/26 16:00

Client ID: UMPA260803MW12D Date Received: 08/04/26

Sample Location: WASHINGTON CROSSING, PA Field Prep: Refer to COC

Sample Depth:

Matrix: Water

Analytical Method: 1,8260D

Analytical Date: 08/06/26 12:20

Analyst: KJW

Parameter	Result	Qualifier	Units	RL	MDL	Dilution Factor
Volatile Organics by GC/MS - Westborough Lab						
Methyl tert butyl ether	ND		ug/l	1.0	0.17	1
Benzene	ND		ug/l	0.50	0.16	1
1,2-Dichloroethane	ND		ug/l	0.50	0.13	1
Toluene	ND		ug/l	0.75	0.20	1
Ethylbenzene	ND		ug/l	0.50	0.17	1
p/m-Xylene	ND		ug/l	1.0	0.33	1
o-Xylene	ND		ug/l	1.0	0.39	1
Xylenes, Total	ND		ug/l	1.0	0.33	1
Isopropylbenzene	ND		ug/l	0.50	0.19	1
1,3,5-Trimethylbenzene	ND		ug/l	2.5	0.22	1
1,2,4-Trimethylbenzene	ND		ug/l	2.5	0.19	1
Naphthalene	0.30	J	ug/l	1.0	0.22	1

Surrogate	% Recovery	Qualifier	Acceptance Criteria
1,2-Dichloroethane-d4	100		70-130
Toluene-d8	90		70-130
4-Bromofluorobenzene	80		70-130
Dibromofluoromethane	119		70-130

Project Name: E-25060-RL-2530065 **Lab Number:** L2649876

Project Number: 058161 **Report Date:** 08/11/26

SAMPLE RESULTS

Lab ID: L2649876-03
Client ID: UMPA260803MW13S
Sample Location: WASHINGTON CROSSING, PA

Date Collected: 08/03/26 14:55
Date Received: 08/04/26
Field Prep: Refer to COC

Sample Depth:
Matrix: Water
Analytical Method: 1,8011
Analytical Date: 08/06/26 14:35
Analyst: HNY

Extraction Method: EPA 8011
Extraction Date: 08/06/26 11:15

Parameter	Result	Qualifier	Units	RL	MDL	Dilution Factor	Column
Microextractables by GC - Westborough Lab							
1,2-Dibromoethane	ND		ug/l	0.010	0.005	1	A

Project Name: E-25060-RL-2530065 **Lab Number:** L2649876

Project Number: 058161 **Report Date:** 08/11/26

SAMPLE RESULTS

Lab ID: L2649876-03 Date Collected: 08/03/26 14:55

Client ID: UMPA260803MW13S Date Received: 08/04/26

Sample Location: WASHINGTON CROSSING, PA Field Prep: Refer to COC

Sample Depth:

Matrix: Water

Analytical Method: 1,8260D

Analytical Date: 08/06/26 12:46

Analyst: KJW

Parameter	Result	Qualifier	Units	RL	MDL	Dilution Factor
Volatile Organics by GC/MS - Westborough Lab						
Methyl tert butyl ether	ND		ug/l	1.0	0.17	1
Benzene	ND		ug/l	0.50	0.16	1
1,2-Dichloroethane	ND		ug/l	0.50	0.13	1
Toluene	ND		ug/l	0.75	0.20	1
Ethylbenzene	ND		ug/l	0.50	0.17	1
p/m-Xylene	ND		ug/l	1.0	0.33	1
o-Xylene	ND		ug/l	1.0	0.39	1
Xylenes, Total	ND		ug/l	1.0	0.33	1
Isopropylbenzene	ND		ug/l	0.50	0.19	1
1,3,5-Trimethylbenzene	ND		ug/l	2.5	0.22	1
1,2,4-Trimethylbenzene	ND		ug/l	2.5	0.19	1
Naphthalene	ND		ug/l	1.0	0.22	1

Surrogate	% Recovery	Qualifier	Acceptance Criteria
1,2-Dichloroethane-d4	102		70-130
Toluene-d8	90		70-130
4-Bromofluorobenzene	81		70-130
Dibromofluoromethane	120		70-130

Project Name: E-25060-RL-2530065 **Lab Number:** L2649876

Project Number: 058161 **Report Date:** 08/11/26

SAMPLE RESULTS

Lab ID: L2649876-04
Client ID: UMPA260803MW13D
Sample Location: WASHINGTON CROSSING, PA

Date Collected: 08/03/26 18:25
Date Received: 08/04/26
Field Prep: Refer to COC

Sample Depth:
Matrix: Water
Analytical Method: 1,8011
Analytical Date: 08/06/26 14:47
Analyst: HNY

Extraction Method: EPA 8011
Extraction Date: 08/06/26 11:15

Parameter	Result	Qualifier	Units	RL	MDL	Dilution Factor	Column
Microextractables by GC - Westborough Lab							
1,2-Dibromoethane	ND		ug/l	0.010	0.005	1	A

Project Name: E-25060-RL-2530065 **Lab Number:** L2649876

Project Number: 058161 **Report Date:** 08/11/26

SAMPLE RESULTS

Lab ID: L2649876-04 Date Collected: 08/03/26 18:25

Client ID: UMPA260803MW13D Date Received: 08/04/26

Sample Location: WASHINGTON CROSSING, PA Field Prep: Refer to COC

Sample Depth:

Matrix: Water

Analytical Method: 1,8260D

Analytical Date: 08/06/26 13:11

Analyst: KJW

Parameter	Result	Qualifier	Units	RL	MDL	Dilution Factor
Volatile Organics by GC/MS - Westborough Lab						
Methyl tert butyl ether	ND		ug/l	1.0	0.17	1
Benzene	ND		ug/l	0.50	0.16	1
1,2-Dichloroethane	ND		ug/l	0.50	0.13	1
Toluene	ND		ug/l	0.75	0.20	1
Ethylbenzene	ND		ug/l	0.50	0.17	1
p/m-Xylene	ND		ug/l	1.0	0.33	1
o-Xylene	ND		ug/l	1.0	0.39	1
Xylenes, Total	ND		ug/l	1.0	0.33	1
Isopropylbenzene	ND		ug/l	0.50	0.19	1
1,3,5-Trimethylbenzene	ND		ug/l	2.5	0.22	1
1,2,4-Trimethylbenzene	ND		ug/l	2.5	0.19	1
Naphthalene	ND		ug/l	1.0	0.22	1

Surrogate	% Recovery	Qualifier	Acceptance Criteria
1,2-Dichloroethane-d4	107		70-130
Toluene-d8	90		70-130
4-Bromofluorobenzene	81		70-130
Dibromofluoromethane	121		70-130

Project Name: E-25060-RL-2530065 **Lab Number:** L2649876

Project Number: 058161 **Report Date:** 08/11/26

SAMPLE RESULTS

Lab ID: L2649876-05
Client ID: UMPA260803DUP01
Sample Location: WASHINGTON CROSSING, PA

Date Collected: 08/03/26 00:00
Date Received: 08/04/26
Field Prep: Refer to COC

Sample Depth:
Matrix: Water
Analytical Method: 1,8011
Analytical Date: 08/06/26 14:58
Analyst: HNY

Extraction Method: EPA 8011
Extraction Date: 08/06/26 11:15

Parameter	Result	Qualifier	Units	RL	MDL	Dilution Factor	Column
Microextractables by GC - Westborough Lab							
1,2-Dibromoethane	ND		ug/l	0.010	0.005	1	A

Project Name: E-25060-RL-2530065 **Lab Number:** L2649876

Project Number: 058161 **Report Date:** 08/11/26

SAMPLE RESULTS

Lab ID: L2649876-05 Date Collected: 08/03/26 00:00

Client ID: UMPA260803DUP01 Date Received: 08/04/26

Sample Location: WASHINGTON CROSSING, PA Field Prep: Refer to COC

Sample Depth:

Matrix: Water

Analytical Method: 1,8260D

Analytical Date: 08/06/26 13:36

Analyst: KJW

Parameter	Result	Qualifier	Units	RL	MDL	Dilution Factor
Volatile Organics by GC/MS - Westborough Lab						
Methyl tert butyl ether	ND		ug/l	1.0	0.17	1
Benzene	ND		ug/l	0.50	0.16	1
1,2-Dichloroethane	ND		ug/l	0.50	0.13	1
Toluene	ND		ug/l	0.75	0.20	1
Ethylbenzene	ND		ug/l	0.50	0.17	1
p/m-Xylene	ND		ug/l	1.0	0.33	1
o-Xylene	ND		ug/l	1.0	0.39	1
Xylenes, Total	ND		ug/l	1.0	0.33	1
Isopropylbenzene	ND		ug/l	0.50	0.19	1
1,3,5-Trimethylbenzene	ND		ug/l	2.5	0.22	1
1,2,4-Trimethylbenzene	ND		ug/l	2.5	0.19	1
Naphthalene	ND		ug/l	1.0	0.22	1

Surrogate	% Recovery	Qualifier	Acceptance Criteria
1,2-Dichloroethane-d4	104		70-130
Toluene-d8	91		70-130
4-Bromofluorobenzene	78		70-130
Dibromofluoromethane	120		70-130

Project Name: E-25060-RL-2530065
Project Number: 058161

Lab Number: L2649876
Report Date: 08/11/26

Method Blank Analysis
Batch Quality Control

Analytical Method: 1,8011
Analytical Date: 08/06/26 12:50
Analyst: HNY

Extraction Method: EPA 8011
Extraction Date: 08/06/26 11:15

Parameter	Result	Qualifier	Units	RL	MDL	
Microextractables by GC - Westborough Lab for sample(s): 01-05 Batch: WG2251878-1						
1,2-Dibromoethane	ND		ug/l	0.010	0.005	A

Project Name: E-25060-RL-2530065 **Lab Number:** L2649876

Project Number: 058161 **Report Date:** 08/11/26

Method Blank Analysis
Batch Quality Control

Analytical Method: 1,8260D
Analytical Date: 08/06/26 09:36
Analyst: PID

Parameter	Result	Qualifier	Units	RL	MDL
Volatile Organics by GC/MS - Westborough Lab for sample(s): 01-05 Batch: WG2252062-5					
Methyl tert butyl ether	ND		ug/l	1.0	0.17
Benzene	ND		ug/l	0.50	0.16
1,2-Dichloroethane	ND		ug/l	0.50	0.13
Toluene	ND		ug/l	0.75	0.20
Ethylbenzene	ND		ug/l	0.50	0.17
p/m-Xylene	ND		ug/l	1.0	0.33
o-Xylene	ND		ug/l	1.0	0.39
Xylenes, Total	ND		ug/l	1.0	0.33
Isopropylbenzene	ND		ug/l	0.50	0.19
1,3,5-Trimethylbenzene	ND		ug/l	2.5	0.22
1,2,4-Trimethylbenzene	ND		ug/l	2.5	0.19
Naphthalene	ND		ug/l	1.0	0.22

Surrogate	%Recovery	Qualifier	Acceptance Criteria
1,2-Dichloroethane-d4	101		70-130
Toluene-d8	91		70-130
4-Bromofluorobenzene	87		70-130
Dibromofluoromethane	120		70-130

Project Name: E-25060-RL-2530065 **Lab Number:** L2649876

Project Number: 058161 **Report Date:** 08/11/26

Method Blank Analysis
Batch Quality Control

Analytical Method: 1,8260D
Analytical Date: 08/07/26 15:08
Analyst: JKH

Parameter	Result	Qualifier	Units	RL	MDL
Volatile Organics by GC/MS - Westborough Lab for sample(s): 01 Batch: WG2253292-5					
Methyl tert butyl ether	ND		ug/l	1.0	0.17
Benzene	ND		ug/l	0.50	0.16
Toluene	ND		ug/l	0.75	0.20
Ethylbenzene	ND		ug/l	0.50	0.17
p/m-Xylene	ND		ug/l	1.0	0.33
o-Xylene	ND		ug/l	1.0	0.39
Xylenes, Total	ND		ug/l	1.0	0.33
Isopropylbenzene	ND		ug/l	0.50	0.19
1,3,5-Trimethylbenzene	ND		ug/l	2.5	0.22
1,2,4-Trimethylbenzene	ND		ug/l	2.5	0.19
Naphthalene	ND		ug/l	1.0	0.22

Surrogate	%Recovery	Qualifier	Acceptance Criteria
1,2-Dichloroethane-d4	118		70-130
Toluene-d8	102		70-130
4-Bromofluorobenzene	102		70-130
Dibromofluoromethane	103		70-130

Lab Control Sample Analysis
Batch Quality Control

Project Name: E-25060-RL-2530065
Project Number: 058161
Lab Number: L2649876
Report Date: 08/11/26

Parameter	LCS %Recovery	Qual	LCSD %Recovery	Qual	%Recovery Limits	RPD	Qual	RPD Limits	Column
Microextractables by GC - Westborough Lab Associated sample(s): 01-05 Batch: WG2251878-2									
1,2-Dibromoethane	98		-		60-140	-			A

Lab Control Sample Analysis
Batch Quality Control

Project Name: E-25060-RL-2530065
Project Number: 058161
Lab Number: L2649876
Report Date: 08/11/26

Parameter	LCS %Recovery	Qual	LCSD %Recovery	Qual	%Recovery Limits	RPD	Qual	RPD Limits
Volatile Organics by GC/MS - Westborough Lab Associated sample(s): 01-05 Batch: WG2252062-3 WG2252062-4								
Methyl tert butyl ether	71		71		63-130	0		20
Benzene	92		90		70-130	2		20
1,2-Dichloroethane	91		91		70-130	0		20
Toluene	83		82		70-130	1		20
Ethylbenzene	85		85		70-130	0		20
p/m-Xylene	95		90		70-130	5		20
o-Xylene	85		90		70-130	6		20
Isopropylbenzene	82		82		70-130	0		20
1,3,5-Trimethylbenzene	80		79		64-130	1		20
1,2,4-Trimethylbenzene	80		78		70-130	3		20
Naphthalene	85		78		70-130	9		20

Surrogate	LCS %Recovery	Qual	LCSD %Recovery	Qual	Acceptance Criteria
1,2-Dichloroethane-d4	99		105		70-130
Toluene-d8	92		92		70-130
4-Bromofluorobenzene	74		74		70-130
Dibromofluoromethane	111		111		70-130

Lab Control Sample Analysis
Batch Quality Control

Project Name: E-25060-RL-2530065
Project Number: 058161
Lab Number: L2649876
Report Date: 08/11/26

Parameter	LCS %Recovery	Qual	LCSD %Recovery	Qual	%Recovery Limits	RPD	Qual	RPD Limits
Volatile Organics by GC/MS - Westborough Lab Associated sample(s): 01 Batch: WG2253292-3 WG2253292-4								
Methyl tert butyl ether	70		70		63-130	0		20
Benzene	100		100		70-130	0		20
Toluene	100		110		70-130	10		20
Ethylbenzene	110		110		70-130	0		20
p/m-Xylene	105		100		70-130	5		20
o-Xylene	105		105		70-130	0		20
Isopropylbenzene	110		110		70-130	0		20
1,3,5-Trimethylbenzene	110		110		64-130	0		20
1,2,4-Trimethylbenzene	100		100		70-130	0		20
Naphthalene	86		87		70-130	1		20

Surrogate	LCS %Recovery	Qual	LCSD %Recovery	Qual	Acceptance Criteria
1,2-Dichloroethane-d4	112		112		70-130
Toluene-d8	103		113		70-130
4-Bromofluorobenzene	99		100		70-130
Dibromofluoromethane	101		103		70-130

METALS

Project Name: E-25060-RL-2530065 **Lab Number:** L2649876

Project Number: 058161 **Report Date:** 08/11/26

SAMPLE RESULTS

Lab ID: L2649876-01 Date Collected: 08/03/26 12:30

Client ID: UMPA260803MW12S Date Received: 08/04/26

Sample Location: WASHINGTON CROSSING, PA Field Prep: Refer to COC

Sample Depth:

Matrix: Water

Parameter	Result	Qualifier	Units	RL	MDL	Dilution Factor	Date Prepared	Date Analyzed	Prep Method	Analytical Method	Analyst
Dissolved Metals - Mansfield Lab											
Lead, Dissolved	ND		ug/l	1.000	0.3430	1	08/07/26 10:40	08/07/26 20:25	EPA 3005A	1,6020B	CEY

Project Name: E-25060-RL-2530065 **Lab Number:** L2649876

Project Number: 058161 **Report Date:** 08/11/26

SAMPLE RESULTS

Lab ID: L2649876-02 Date Collected: 08/03/26 16:00

Client ID: UMPA260803MW12D Date Received: 08/04/26

Sample Location: WASHINGTON CROSSING, PA Field Prep: Refer to COC

Sample Depth:

Matrix: Water

Parameter	Result	Qualifier	Units	RL	MDL	Dilution Factor	Date Prepared	Date Analyzed	Prep Method	Analytical Method	Analyst
Dissolved Metals - Mansfield Lab											
Lead, Dissolved	ND		ug/l	1.000	0.3430	1	08/07/26 10:40	08/07/26 20:27	EPA 3005A	1,6020B	CEY

Project Name: E-25060-RL-2530065 **Lab Number:** L2649876

Project Number: 058161 **Report Date:** 08/11/26

SAMPLE RESULTS

Lab ID: L2649876-03 Date Collected: 08/03/26 14:55

Client ID: UMPA260803MW13S Date Received: 08/04/26

Sample Location: WASHINGTON CROSSING, PA Field Prep: Refer to COC

Sample Depth:

Matrix: Water

Parameter	Result	Qualifier	Units	RL	MDL	Dilution Factor	Date Prepared	Date Analyzed	Prep Method	Analytical Method	Analyst
Dissolved Metals - Mansfield Lab											
Lead, Dissolved	ND		ug/l	1.000	0.3430	1	08/07/26 10:40	08/07/26 20:30	EPA 3005A	1,6020B	CEY

Project Name: E-25060-RL-2530065 **Lab Number:** L2649876

Project Number: 058161 **Report Date:** 08/11/26

SAMPLE RESULTS

Lab ID: L2649876-04 Date Collected: 08/03/26 18:25

Client ID: UMPA260803MW13D Date Received: 08/04/26

Sample Location: WASHINGTON CROSSING, PA Field Prep: Refer to COC

Sample Depth:

Matrix: Water

Parameter	Result	Qualifier	Units	RL	MDL	Dilution Factor	Date Prepared	Date Analyzed	Prep Method	Analytical Method	Analyst
Dissolved Metals - Mansfield Lab											
Lead, Dissolved	ND		ug/l	1.000	0.3430	1	08/07/26 10:40	08/07/26 20:33	EPA 3005A	1,6020B	CEY

Project Name: E-25060-RL-2530065 **Lab Number:** L2649876

Project Number: 058161 **Report Date:** 08/11/26

SAMPLE RESULTS

Lab ID: L2649876-05 Date Collected: 08/03/26 00:00

Client ID: UMPA260803DUP01 Date Received: 08/04/26

Sample Location: WASHINGTON CROSSING, PA Field Prep: Refer to COC

Sample Depth:

Matrix: Water

Parameter	Result	Qualifier	Units	RL	MDL	Dilution Factor	Date Prepared	Date Analyzed	Prep Method	Analytical Method	Analyst
Dissolved Metals - Mansfield Lab											
Lead, Dissolved	ND		ug/l	1.000	0.3430	1	08/07/26 10:40	08/07/26 20:35	EPA 3005A	1,6020B	CEY

Project Name: E-25060-RL-2530065 **Lab Number:** L2649876

Project Number: 058161 **Report Date:** 08/11/26

Method Blank Analysis
Batch Quality Control

Parameter	Result	Qualifier	Units	RL	MDL	Dilution Factor	Date Prepared	Date Analyzed	Analytical Method	Analyst
Dissolved Metals - Mansfield Lab for sample(s): 01-05 Batch: WG2252348-1										
Lead, Dissolved	ND		ug/l	1.000	0.3430	1	08/07/26 10:40	08/07/26 19:03	1,6020B	CEY

Prep Information

Digestion Method: EPA 3005A

Lab Control Sample Analysis
Batch Quality Control

Project Name: E-25060-RL-2530065
Project Number: 058161
Lab Number: L2649876
Report Date: 08/11/26

Parameter	LCS %Recovery	Qual	LCSD %Recovery	Qual	%Recovery Limits	RPD	Qual	RPD Limits
Dissolved Metals - Mansfield Lab Associated sample(s): 01-05 Batch: WG2252348-2								
Lead, Dissolved	102		-		80-120	-		

Matrix Spike Analysis
Batch Quality Control

Project Name: E-25060-RL-2530065
Project Number: 058161
Lab Number: L2649876
Report Date: 08/11/26

Parameter	Native Sample	MS Added	MS Found	MS %Recovery	Qual	MSD Found	MSD %Recovery	Qual	Recovery Limits	RPD	Qual	RPD Limits
Dissolved Metals - Mansfield Lab Associated sample(s): 01-05 QC Batch ID: WG2252348-3 WG2252348-4 QC Sample: L2649874-01 Client ID: MS Sample												
Lead, Dissolved	ND	530	554.1	104		550.5	104		75-125	1		20
Dissolved Metals - Mansfield Lab Associated sample(s): 01-05 QC Batch ID: WG2252348-7 WG2252348-8 QC Sample: L2649875-02 Client ID: MS Sample												
Lead, Dissolved	ND	530	545.2	103		560.6	106		75-125	3		20

Project Name: E-25060-RL-2530065
Project Number: 058161

Lab Number: L2649876
Report Date: 08/11/26

Sample Receipt and Container Information

Were project specific reporting limits specified? YES

Cooler Information

Cooler	Custody Seal
A	Absent
B	Absent

Container Information

Container ID	Container Type	Cooler	Initial pH	Final pH	Temp deg C	Pres	Seal	Frozen Date/Time	Analysis(*)
L2649876-01A	Vial HCl preserved	NA	NA			Y	Absent		PA-8260(14)
L2649876-01B	Vial HCl preserved	NA	NA			Y	Absent		PA-8260(14)
L2649876-01C	Vial HCl preserved	NA	NA			Y	Absent		PA-8260(14)
L2649876-01D	Vial Na2S2O3 preserved	NA	NA			Y	Absent		8011(14)
L2649876-01E	Vial Na2S2O3 preserved	NA	NA			Y	Absent		8011(14)
L2649876-01F	Plastic 250ml HNO3 preserved	NA	<2	<2		Y	Absent		PB-6020S-PPB(180)
L2649876-02A	Vial HCl preserved	NA	NA			Y	Absent		PA-8260(14)
L2649876-02B	Vial HCl preserved	NA	NA			Y	Absent		PA-8260(14)
L2649876-02C	Vial HCl preserved	NA	NA			Y	Absent		PA-8260(14)
L2649876-02D	Vial Na2S2O3 preserved	NA	NA			Y	Absent		8011(14)
L2649876-02E	Vial Na2S2O3 preserved	NA	NA			Y	Absent		8011(14)
L2649876-02F	Plastic 250ml HNO3 preserved	NA	<2	<2		Y	Absent		PB-6020S-PPB(180)
L2649876-03A	Vial HCl preserved	NA	NA			Y	Absent		PA-8260(14)
L2649876-03B	Vial HCl preserved	NA	NA			Y	Absent		PA-8260(14)
L2649876-03C	Vial HCl preserved	NA	NA			Y	Absent		PA-8260(14)
L2649876-03D	Vial Na2S2O3 preserved	NA	NA			Y	Absent		8011(14)
L2649876-03E	Vial Na2S2O3 preserved	NA	NA			Y	Absent		8011(14)
L2649876-03F	Plastic 250ml HNO3 preserved	NA	<2	<2		Y	Absent		PB-6020S-PPB(180)
L2649876-04A	Vial HCl preserved	NA	NA			Y	Absent		PA-8260(14)
L2649876-04B	Vial HCl preserved	NA	NA			Y	Absent		PA-8260(14)
L2649876-04C	Vial HCl preserved	NA	NA			Y	Absent		PA-8260(14)
L2649876-04D	Vial Na2S2O3 preserved	NA	NA			Y	Absent		8011(14)

*Values in parentheses indicate holding time in days

Project Name: E-25060-RL-2530065
Project Number: 058161

Lab Number: L2649876
Report Date: 08/11/26

Container Information

Container ID	Container Type	Cooler	Initial pH	Final pH	Temp deg C	Pres	Seal	Frozen Date/Time	Analysis(*)
L2649876-04E	Vial Na2S2O3 preserved	NA	NA			Y	Absent		8011(14)
L2649876-04F	Plastic 250ml HNO3 preserved	NA	<2	<2		Y	Absent		PB-6020S-PPB(180)
L2649876-05A	Vial HCl preserved	NA	NA			Y	Absent		PA-8260(14)
L2649876-05B	Vial HCl preserved	NA	NA			Y	Absent		PA-8260(14)
L2649876-05C	Vial HCl preserved	NA	NA			Y	Absent		PA-8260(14)
L2649876-05D	Vial Na2S2O3 preserved	NA	NA			Y	Absent		8011(14)
L2649876-05E	Vial Na2S2O3 preserved	NA	NA			Y	Absent		8011(14)
L2649876-05F	Plastic 250ml HNO3 preserved	NA	<2	<2		Y	Absent		PB-6020S-PPB(180)

*Values in parentheses indicate holding time in days

Project Name: E-25060-RL-2530065 **Lab Number:** L2649876

Project Number: 058161 **Report Date:** 08/11/26

GLOSSARY

Acronyms

DL	- Detection Limit: This value represents the level to which target analyte concentrations are reported as estimated values, when those target analyte concentrations are quantified below the limit of quantitation (LOQ). The DL includes any adjustments from dilutions, concentrations or moisture content, where applicable. (DoD report formats only.)
EDL	- Estimated Detection Limit: This value represents the level to which target analyte concentrations are reported as estimated values, when those target analyte concentrations are quantified below the reporting limit (RL). The EDL includes any adjustments from dilutions, concentrations or moisture content, where applicable. The use of EDLs is specific to the analysis of PAHs using Solid-Phase Microextraction (SPME).
EMPC	- Estimated Maximum Possible Concentration: The concentration that results from the signal present at the retention time of an analyte when the ions meet all of the identification criteria except the ion abundance ratio criteria. An EMPC is a worst-case estimate of the concentration.
EPA	- Environmental Protection Agency.
LCS	- Laboratory Control Sample: A sample matrix, free from the analytes of interest, spiked with verified known amounts of analytes or a material containing known and verified amounts of analytes.
LCSD	- Laboratory Control Sample Duplicate: Refer to LCS.
LFB	- Laboratory Fortified Blank: A sample matrix, free from the analytes of interest, spiked with verified known amounts of analytes or a material containing known and verified amounts of analytes.
LOD	- Limit of Detection: This value represents the level to which a target analyte can reliably be detected for a specific analyte in a specific matrix by a specific method. The LOD includes any adjustments from dilutions, concentrations or moisture content, where applicable. (DoD report formats only.)
LOQ	- Limit of Quantitation: The value at which an instrument can accurately measure an analyte at a specific concentration. The LOQ includes any adjustments from dilutions, concentrations or moisture content, where applicable. (DoD report formats only.) Limit of Quantitation: The value at which an instrument can accurately measure an analyte at a specific concentration. The LOQ includes any adjustments from dilutions, concentrations or moisture content, where applicable. (DoD report formats only.)
MDL	- Method Detection Limit: This value represents the level to which target analyte concentrations are reported as estimated values, when those target analyte concentrations are quantified below the reporting limit (RL). The MDL includes any adjustments from dilutions, concentrations or moisture content, where applicable.
MS	- Matrix Spike Sample: A sample prepared by adding a known mass of target analyte to a specified amount of matrix sample for which an independent estimate of target analyte concentration is available. For Method 332.0, the spike recovery is calculated using the native concentration, including estimated values.
MSD	- Matrix Spike Sample Duplicate: Refer to MS.
NA	- Not Applicable.
NC	- Not Calculated: Term is utilized when one or more of the results utilized in the calculation are non-detect at the parameter's reporting unit.
NDPA/DPA	- N-Nitrosodiphenylamine/Diphenylamine.
NI	- Not Ignitable.
NP	- Non-Plastic: Term is utilized for the analysis of Atterberg Limits in soil.
NR	- No Results: Term is utilized when 'No Target Compounds Requested' is reported for the analysis of Volatile or Semivolatile Organic TIC only requests.
RL	- Reporting Limit: The value at which an instrument can accurately measure an analyte at a specific concentration. The RL includes any adjustments from dilutions, concentrations or moisture content, where applicable.
RPD	- Relative Percent Difference: The results from matrix and/or matrix spike duplicates are primarily designed to assess the precision of analytical results in a given matrix and are expressed as relative percent difference (RPD). Values which are less than five times the reporting limit for any individual parameter are evaluated by utilizing the absolute difference between the values; although the RPD value will be provided in the report.
SRM	- Standard Reference Material: A reference sample of a known or certified value that is of the same or similar matrix as the associated field samples.
STLP	- Semi-dynamic Tank Leaching Procedure per EPA Method 1315.
TEF	- Toxic Equivalency Factors: The values assigned to each dioxin and furan to evaluate their toxicity relative to 2,3,7,8-TCDD.
TEQ	- Toxic Equivalent: The measure of a sample's toxicity derived by multiplying each dioxin and furan by its corresponding TEF and then summing the resulting values.
TIC	- Tentatively Identified Compound: A compound that has been identified to be present and is not part of the target compound list (TCL) for the method and/or program. All TICs are qualitatively identified and reported as estimated concentrations.

Report Format: DU Report with 'J' Qualifiers

Project Name:	E-25060-RL-2530065	**Lab Number:**	L2649876
Project Number:	058161	**Report Date:**	08/11/26

Footnotes

1 - The reference for this analyte should be considered modified since this analyte is absent from the target analyte list of the original method.

Terms

Analytical Method: Both the document from which the method originates and the analytical reference method. (Example: EPA 8260B is shown as 1,8260B.) The codes for the reference method documents are provided in the References section of the Addendum.

Chlordane: The target compound Chlordane (CAS No. 57-74-9) is reported for GC ECD analyses. Per EPA,this compound "refers to a mixture of chlordane isomers, other chlorinated hydrocarbons and numerous other components." (Reference: USEPA Toxicological Review of Chlordane, In Support of Summary Information on the Integrated Risk Information System (IRIS), December 1997.)

Difference: With respect to Total Oxidizable Precursor (TOP) Assay analysis, the difference is defined as the Post-Treatment value minus the Pre-Treatment value.

Final pH: As it pertains to Sample Receipt & Container Information section of the report, Final pH reflects pH of container determined after adjustment at the laboratory, if applicable. If no adjustment required, value reflects Initial pH.

Frozen Date/Time: With respect to Volatile Organics in soil, Frozen Date/Time reflects the date/time at which associated Reagent Water-preserved vials were initially frozen. Note: If frozen date/time is beyond 48 hours from sample collection, value will be reflected in 'bold'.

Gasoline Range Organics (GRO): Gasoline Range Organics (GRO) results include all chromatographic peaks eluting from Methyl tert butyl ether through Naphthalene, with the exception of GRO analysis in support of State of Ohio programs, which includes all chromatographic peaks eluting from Hexane through Dodecane.

Initial pH: As it pertains to Sample Receipt & Container Information section of the report, Initial pH reflects pH of container determined upon receipt, if applicable.

PAH Total: With respect to Alkylated PAH analyses, the 'PAHs, Total' result is defined as the summation of results for all or a subset of the following compounds: Naphthalene, C1-C4 Naphthalenes, 2-Methylnaphthalene, 1-Methylnaphthalene, Biphenyl, Acenaphthylene, Acenaphthene, Fluorene, C1-C3 Fluorenes, Phenanthrene, C1-C4 Phenanthrenes/Anthracenes, Anthracene, Fluoranthene, Pyrene, C1-C4 Fluoranthenes/Pyrenes, Benz(a)anthracene, Chrysene, C1-C4 Chrysenes, Benzo(b)fluoranthene, Benzo(j)+(k)fluoranthene, Benzo(e)pyrene, Benzo(a)pyrene, Perylene, Indeno(1,2,3-cd)pyrene, Dibenz(ah)+(ac)anthracene, Benzo(g,h,i)perylene. If a 'Total' result is requested, the results of its individual components will also be reported.

PFAS Total: With respect to PFAS analyses, the 'PFAS, Total (5)' result is defined as the summation of results for: PFHpA, PFHxS, PFOA, PFNA and PFOS. In addition, the 'PFAS, Total (6)' result is defined as the summation of results for: PFHpA, PFHxS, PFOA, PFNA, PFDA and PFOS. For MassDEP DW compliance analysis only, the 'PFAS, Total (6)' result is defined as the summation of results at or above the RL. Note: If a 'Total' result is requested, the results of its individual components will also be reported.

Total: With respect to Organic analyses, a 'Total' result is defined as the summation of results for individual isomers or Aroclors. If a 'Total' result is requested, the results of its individual components will also be reported. This is applicable to 'Total' results for methods 8260, 8081 and 8082.

Data Qualifiers

A - Spectra identified as "Aldol Condensates" are byproducts of the extraction/concentration procedures when acetone is introduced in the process.

B - The analyte was detected above the reporting limit in the associated method blank. Flag only applies to associated field samples that have detectable concentrations of the analyte at less than ten times (10x) the concentration found in the blank. For MCP-related projects, flag only applies to associated field samples that have detectable concentrations of the analyte at less than ten times (10x) the concentration found in the blank. For DOD-related projects, flag only applies to associated field samples that have detectable concentrations of the analyte at less than ten times (10x) the concentration found in the blank AND the analyte was detected above one-half the reporting limit (or above the reporting limit for common lab contaminants) in the associated method blank. For NJ-Air-related projects, flag only applies to associated field samples that have detectable concentrations of the analyte above the reporting limit. For NJ-related projects (excluding Air), flag only applies to associated field samples that have detectable concentrations of the analyte, which was detected above the reporting limit in the associated method blank or above five times the reporting limit for common lab contaminants (Phthalates, Acetone, Methylene Chloride, 2-Butanone).

C - Co-elution: The target analyte co-elutes with a known lab standard (i.e. surrogate, internal standards, etc.) for co-extracted analyses.

D - Concentration of analyte was quantified from diluted analysis. Flag only applies to field samples that have detectable concentrations of the analyte.

E - Concentration of analyte exceeds the range of the calibration curve and/or linear range of the instrument.

F - The ratio of quantifier ion response to qualifier ion response falls outside of the laboratory criteria. Results are considered to be an estimated maximum concentration.

G - The concentration may be biased high due to matrix interferences (i.e, co-elution) with non-target compound(s). The result should be considered estimated.

H - The analysis of pH was performed beyond the regulatory-required holding time of 15 minutes from the time of sample collection.

I - The lower value for the two columns has been reported due to obvious interference.

J - Estimated value. The Target analyte concentration is below the quantitation limit (RL), but above the Method Detection Limit (MDL) or Estimated Detection Limit (EDL) for SPME-related analyses. This represents an estimated concentration for Tentatively Identified Compounds (TICs). For calculated parameters, this represents that one or more values used in the calculation were

Project Name:	E-25060-RL-2530065	**Lab Number:**	L2649876
Project Number:	058161	**Report Date:**	08/11/26

Data Qualifiers

estimated.

M - Reporting Limit (RL) exceeds the MCP CAM Reporting Limit for this analyte.

ND - Not detected at the method detection limit (MDL) for the sample, or estimated detection limit (EDL) for SPME-related analyses.

NJ - Presumptive evidence of compound. This represents an estimated concentration for Tentatively Identified Compounds (TICs), where the identification is based on a mass spectral library search.

P - The RPD between the results for the two columns exceeds the method-specified criteria.

Q - The quality control sample exceeds the associated acceptance criteria. For DOD-related projects, LCS and/or Continuing Calibration Standard exceedences are also qualified on all associated sample results. Note: This flag is not applicable for matrix spike recoveries when the sample concentration is greater than 4x the spike added or for batch duplicate RPD when the sample concentrations are less than 5x the RL. (Metals only.)

R - Analytical results are from sample re-analysis.

RE - Analytical results are from sample re-extraction.

S - Analytical results are from modified screening analysis.

V - The surrogate associated with this target analyte has a recovery outside the QC acceptance limits. (Applicable to MassDEP DW Compliance samples only.)

Z - The batch matrix spike and/or duplicate associated with this target analyte has a recovery/RPD outside the QC acceptance limits. (Applicable to MassDEP DW Compliance samples only.)

Project Name: E-25060-RL-2530065 **Lab Number:** L2649876

Project Number: 058161 **Report Date:** 08/11/26

REFERENCES

1 Test Methods for Evaluating Solid Waste: Physical/Chemical Methods. EPA SW-846. Third Edition. Updates I - VI, 2018.

LIMITATION OF LIABILITIES

Pace Analytical Services performs services with reasonable care and diligence normal to the analytical testing laboratory industry. In the event of an error, the sole and exclusive responsibility of Pace Analytical Services shall be to re-perform the work at it's own expense. In no event shall Pace Analytical Services be held liable for any incidental, consequential or special damages, including but not limited to, damages in any way connected with the use of, interpretation of, information or analysis provided by Pace Analytical Services.

We strongly urge our clients to comply with EPA protocol regarding sample volume, preservation, cooling, containers, sampling procedures, holding time and splitting of samples in the field.

ENV-FORM-WES2-0065 v03 Certificate/Approval Program Summary

Certification Information

The following analytes are not included in our Primary NELAP Scope of Accreditation:

PAS-WES2 Westborough Facility – 8 Walkup Dr. Westborough, MA 01581
EPA 8260D: NPW: 1,2,4,5-Tetramethylbenzene; 4-Ethyltoluene; SCM: Iodomethane (methyl iodide), 1,2,4,5-Tetramethylbenzene; 4-Ethyltoluene.
EPA 8270E: NPW: Dimethylnaphthalene,1,4-Diphenylhydrazine, alpha-Terpineol, Azobenzene; SCM: Dimethylnaphthalene,1,4-Diphenylhydrazine.
SM4500: NPW: Amenable Cyanide; SCM: Total Phosphorus, TKN, NO2, NO3.

PAS-MANS Mansfield Facility – 320 Forbes Blvd. Mansfield, MA 02048
SM 2540D: TSS.
Biological Tissue Matrix: EPA 3050B

PAS-MAN1 Mansfield Facility – 120 Forbes Blvd. Mansfield, MA 02048
EPA TO-15: Halothane, 2,4,4-Trimethyl-2-pentene, 2,4,4-Trimethyl-1-pentene, Thiophene, 2-Methylthiophene, 3-Methylthiophene, 2-Ethylthiophene, 1,2,3-Trimethylbenzene, Indan, Indene, 1,2,4,5-Tetramethylbenzene, Benzothiophene, 1-Methylnaphthalene.
MADEP-APH.

PAS-ELON East Longmeadow Facility – 39 Spruce Street East Longmeadow, MA 01028
EPA 524.2: 1,3,5-Trichlorobenzene, m/p-Xylene, o-xylene.
EPA 625.1: 1,2-Dichlorobenzene, 1,3-Dichlorobenzene, 1,4-Dichlorobenzene, N-Nitrosodiphenylamine**.**
EPA 8081B NPW and SCM: Alachlor, Endrin Ketone, Hexachlorobenzene.
EPA 8260D NPW: Tetrahydrofuran, 1,3,5-Trichlorobenzene; **SCM:** TAME, TBEE, Diethyl ether, DIPE, Tetrahydrofuran. 1,3,5-Trichlorobenzene, Freon-113**.**
EPA 8270E: NPW: Carbazole, 1-Methylnaphthalene, Pentachloronitrobenzene; **SCM:** Carbazole, 1-Methylnaphthalene**.**
EPA TO-13: Air: Benzo(e)pyrene, 1-Methylnaphthalene, 2-Methylnaphthalene, Perylene.
EPA TO-4A Pesticide Air: delta-BHC, Endosulfan I, Endosulfan II, Endosulfan Sulfate, Endrin, Endrin Aldehyde, Endrin Ketone, Hexachlorobenzene, Methoxychlor.
SM4500: NPW: Amenable Cyanide; **SCM:** Total Phosphorus, TKN, NH3, NECi: NO2, NO3, ASTMD516**.**

The following test method is not included in our New Jersey Secondary NELAP Scope of Accreditation:

PAS-MANS Mansfield Facility – 320 Forbes Blvd. Mansfield, MA 02048
Determination of Selected Perfluorinated Alkyl Substances by Solid Phase Extraction and Liquid Chromatography/Tandem Mass Spectrometry Isotope Dilution (via Alpha SOP 23528)

The following analytes are included in our Massachusetts DEP Scope of Accreditation:

PAS-WES2 Westborough Facility – 8 Walkup Dr. Westborough, MA 01581

Drinking Water
EPA 300.0: Chloride, Nitrate-N, Fluoride, Sulfate; **EPA 353.2**: Nitrate-N, Nitrite-N; **SM4500NO3-F**: Nitrate-N, Nitrite-N; **SM4500F-C, SM4500CN-CE, EPA 180.1, SM2130B, SM4500Cl-D, SM2320B, SM2540C, SM4500H-B, SM4500NO2-B**
EPA 504.1: EDB, DBCP.
Microbiology: **SM9215B; SM9223-P/A, SM9223B-Colilert-QT,**.

Non-Potable Water
SM4500H,B, EPA 120.1, SM2510B, SM2540C, SM2320B, SM4500CL-E, SM4500F-BC, SM4500NH3-BH: Ammonia-N and Kjeldahl-N, **EPA 350.1**: Ammonia-N, **LACHAT 10-107-06-1-B**: Ammonia-N, **EPA 351.1, SM4500NO3-F, EPA 353.2**: Nitrate-N**, SM4500P-E, SM4500P-B, E, SM4500SO4-E, SM5220D, EPA 410.4, SM5210B, SM4500CL-G, EPA 1664, EPA 420.1, SM4500-CN-CE, SM2540D, EPA 300: Chloride, Sulfate, Nitrate.**
Microbiology: **SM9223B-Colilert-QT; Enterolert-QT.**

PAS-MANS Mansfield Facility – 320 Forbes Blvd. Mansfield, MA 02048

Drinking Water
EPA 200.7: Al, Ba, Cd, Cr, Cu, Fe, Mn, Ni, Na, Ag, Ca, Zn. **EPA 200.8:** Al, Sb, As, Ba, Be, Cd, Cr, Cu, Pb, Mn, Ni, Se, Ag, TL, Zn. **EPA 245.1** Hg.
EPA 522, EPA 537.1.

Non-Potable Water
EPA 200.7: Al, Sb, As, Be, Cd, Ca, Cr, Co, Cu, Fe, Pb, Mg, Mn, Mo, Ni, K, Se, Ag, Na, Sr, TL, Ti, V, Zn.
EPA 200.8: Al, Sb**,** As, Be, Cd, Ca, Cr, Cu, Fe, Pb, Mg, Mn, Ni, K, Se, Ag, Na, TL, Zn.
EPA 245.1: Hg. **EPA 245.7:** Hg.
SM2340B

ENV-FORM-WES2-0065 v03 Certificate/Approval Program Summary

PAS-ELON East Longmeadow Facility – 39 Spruce Street East Longmeadow, MA 01028

Drinking Water
EPA 300.0: NO3, NO2, Fl, Cl, SO4. **NECI Reductase**: NO3, NO2.
SM4500F-C, SM4500Cl-B, SM4500CN-C,E, EPA 180.1, SM2320B, SM 2540C, SM4500H-B, SM4500SO4-E.
EPA 537.1; EPA 524.2: THMs and VOCs; **EPA 504.1:** EDB, DBCP.
Microbiology: SM9223-P/A: TC/EC; SM9223B-Colilert-enumeration: TC/EC; HPC-Simplate.

Non-Potable Water
SM4500H-B, SM2510B, SM2540C, SM2320B, SM4500Cl-B, SM4500NH3-B, C, EPA 350.1, NECi: NO3, **SM4500NH3-B, C: TKN, SM4500P-E: Ortho Phosphate, SM4500P-B, E: Total Phosphorus, EPA 410.4, SM5210B, SM5310C, SM4500CN-C, E, SM2540D, SM4500Cl-G, SM4500SO4-E, EPA 1664, EPA 420.1, EPA 300.0:** Cl, SO4, NO3.
EPA 624.1: Volatile Halocarbons, Volatile Aromatics.
EPA 608.3: Chlordane, Toxaphene, Aldrin, Alpha-BHC, Beta-BHC, Gamma-BHC, Delta-BHC, Dieldrin, DDD, DDE, DDT, Endosulfan I, Endosulfan II, Endosulfan Sulfate, Endrin, Endrin Aldehyde, Heptachlor, Heptachlor Epoxide, PCBs.
EPA 625.1: SVOC-Acid Extractables and Base/Neutrals
Microbiology: SM9223B-Colilert: E. coli (Ambient and Wastewater), **SM9223B-Colilert-18:** Fecal Coliform (Wastewater).

Certification IDs:

PAS-WES2 Westborough Facility – 8 Walkup Dr. Westborough, MA 01581
CT PH-0826, IL 200077, IN C-MA-03, KY KY98045, ME MA00086, MD 348, MA M-MA086, NH 2064, NJ MA935, NY 11148, NC (NPW/SCM) 666, OR MA-1316, PA 68-03671, RI LAO00065, TX T104704476, VT VT-0935, VA 460195.

PAS-MANS Mansfield Facility – 320 Forbes Blvd. Mansfield, MA 02048
ANAB/DoD L2474, CA 3117, CO MA00030, CT PH-0825, IL 200081, IN C-MA-04, KY KY98046, LA 85084, ME MA00030, MD 350, MA M-MA00030, MI 9110, MN 025-999-495, NV MA00030, NH 2062, NJ MA015, NY 11627, NC (NPW/SCM) 685, OR MA-0262, PA 68-02089, RI LAO00299, TX T-104704419, UT MA00030, VT VT-0015, VA 460194, WA C954.

PAS-MAN1 Mansfield Air Lab Facility – 120 Forbes Blvd. Mansfield, MA 02048
ANAB/DoD L2474, LA 245052, ME MA01156, MN 025-999-498, NH 2249, NJ MA025, NY 12191, OR 4203, TX T104704583, VA 460311, WA C1104.

PAS-ELON East Longmeadow Facility – 39 Spruce St. East Longmeadow, MA 01028
CT PH-0821, ME MA00100, MI 9100, NC (DENR) 652, NC (DW) 25703, MA M-MA100, NH (Secondary) 2516, NH (Primary) 2557, NJ MA007, NY 10899, PA 68-05812, RI LAO00373, VA 460217, VT-255716, WV DEP 419, WV-DW 9979C, LA 05130, LA-DW LA042, MD-DW 373, OH 87781.

For a complete listing of analytes and methods, please contact your Project Manager.

CHAIN OF CUSTODY

PAGE 1 OF 1

Date Rec'd in Lab: 8/5/26

Pace Job #: L2649876

Pace Analytical Services
WESTBORO, MA TEL: 508-898-9220 FAX: 508-898-9193
MANSFIELD, MA TEL: 508-822-9300 FAX: 508-822-3288

Client Information

Client: Sunoco Pipeline(SPLP)
Address: 100 Green St
Marcus Hook, PA
Phone: 610-859-6297
Fax:
Email: bradford.fish@energytransfer.com
☐ These samples have been previously analyzed by Pace

Project Information

Project Name: E-25060-RL-2530065
Project Location: Washington Crossing, PA
Project #: 058161
Project Manager: Mark Schaeffer
Pace Quote #:

Turn-Around Time

☐ Standard ☒ RUSH (only confirmed if pre-approved)
Date Due: 5-day TAT Time:

Report Information - Data Deliverables

☐ FAX ☐ EMAIL
☐ ADEx ☐ Add'l Deliverables

Billing Information

☐ Same as Client Info PO #:

Regulatory Requirements/Report Limits

State /Fed Program | Criteria

Other Project Specific Requirements/Comments/Detection Limits:
Data Package: Level IV including CTEH & Environemental Standards EDDs; Bill to SPLP; VOC8260 list – benzene, toluene, ethylbenzene, total xylenes, methyl tert-butyl ether (MTBE), naphthalene, isopropylbenzene, 1,3,5-trimethylbenzene, 1,2,4-trimethylbenzene, 1,2-dichloroethane (EDC)

SAMPLE HANDLING
Filtration
☒ Done
☐ Not needed
☐ Lab to do
Preservation
☐ Lab to do
(Please specify below)

Pace Lab ID (Lab Use Only)	Sample ID	Collection Date	Collection Time	Sample Matrix	Sampler's Initials	VOCs- USEPA 8260C	EDB- USEPA 8011	Lead(dissolved)- USEPA 6020B	Sample Specific Comments	Total # Bottles
49876 -01	UMPA260803MW12S	8/03/26	1230	GW	ND	X	X	X		6
-02	UMPA260803MW12D	8/03/26	1600	GW	ND	X	X	X		6
-03	UMPA260803MW13S	8/03/26	1455	GW	AA	X	X	X		6
-04	UMPA260803MW13D	8/03/26	1825	GW	AA	X	X	X		6
-05	UMPA260803DUP01	8/03/26	--	GW	AA	X	X	X	Duplicate	6

Container Type	V	V	P
Preservative	B	H	C

Relinquished By:	Date/Time	Received By:	Date/Time
Anthony Adams 8/4/26 1700	8/4/26 1700	Pace	8/4/26 1700
Date	8/4/26 2000	Pace	8/4/26 2000
Anthony Green AL 8-5 0200	8-4-26 2330	Anthony Green AL 8-5 0330	AUG 04 2026 2310

Please print clearly, legibly and completely. Samples can not be logged in and turnaround time clock will not start until any ambiguities are resolved. All samples submitted are subject to Pace's Terms and Conditions. See reverse side.

FORM NO: 01-01 (rev. 25-FEB-25)

00105126-0330

Sample Delivery Group Summary

Pace Job Number : L2649876

Received : 04-AUG-2026
Reviewer : Sara Salome

Account Name : Stantec, Inc.
Project Number : 058161
Project Name : E-25060-RL-2530065

Delivery Information

Samples Delivered By : Pace Courier

Chain of Custody : Present

Cooler Information

Cooler	Seal/Seal#	Preservation	Temperature(°C)	Additional Information
A	Absent/	Ice	3.9	
B	Absent/	Ice	3.6	

Condition Information

1) All samples on COC received?	**YES**
2) Extra samples received?	**NO**
3) Are there any sample container discrepancies?	**NO**
4) Are there any discrepancies between COC & sample labels?	**NO**
5) Are samples in appropriate containers for requested analysis?	**YES**
6) Are samples properly preserved for requested analysis?	**YES**
7) Are samples within holding time for requested analysis?	**YES**
8) All sampling equipment returned?	**NA**

Volatile Organics/VPH

1) Reagent Water Vials Frozen by Client?	**NO**

ANALYTICAL REPORT

Lab Number:	L2650740
Client:	Stantec, Inc. 1060 Andrew Drive Suite 140 West Chester, PA 19380
ATTN:	Mark Schaeffer
Phone:	(610) 407-7943
Project Name:	E-25060-RL-2530065
Project Number:	058161
Report Date:	08/12/26

The original project report/data package is held by Pace Analytical Services. This report/data package is paginated and should be reproduced only in its entirety. Pace Analytical Services holds no responsibility for results and/or data that are not consistent with the original.

Eight Walkup Drive, Westborough, MA 01581-1019
508-898-9220 (Fax) 508-898-9193 800-624-9220 - www.alphalab.com

Project Name: E-25060-RL-2530065
Project Number: 058161

Lab Number: L2650740
Report Date: 08/12/26

Lab Sample ID	Client ID	Matrix	Sample Location	Collection Date/Time	Receive Date
L2650740-01	UMPA260805TB	TRIP BLANK (AQUEOUS)	WASHINGTON CROSSING, PA	08/05/26 00:00	08/06/26

Project Name:	E-25060-RL-2530065	**Lab Number:**	L2650740
Project Number:	058161	**Report Date:**	08/12/26

Case Narrative

The samples were received in accordance with the Chain of Custody and no significant deviations were encountered during the preparation or analysis unless otherwise noted. Sample Receipt, Container Information, and the Chain of Custody are located at the back of the report.

Results contained within this report relate only to the samples submitted under this Pace Lab Number and meet NELAP requirements for all NELAP accredited parameters unless otherwise noted in the following narrative. The data presented in this report is organized by parameter (i.e. VOC, SVOC, etc.). Sample specific Quality Control data (i.e. Surrogate Spike Recovery) is reported at the end of the target analyte list for each individual sample, followed by the Laboratory Batch Quality Control at the end of each parameter. Tentatively Identified Compounds (TICs), if requested, are reported for compounds identified to be present and are not part of the method/program Target Compound List, even if only a subset of the TCL are being reported. If a sample was re-analyzed or re-extracted due to a required quality control corrective action and if both sets of data are reported, the Laboratory ID of the re-analysis or re-extraction is designated with an "R" or "RE", respectively.

When multiple Batch Quality Control elements are reported (e.g. more than one LCS), the associated samples for each element are noted in the grey shaded header line of each data table. Any Laboratory Batch, Sample Specific % recovery or RPD value that is outside the listed Acceptance Criteria is bolded in the report. In reference to questions H (CAM) or 4 (RCP) when "NO" is checked, the performance criteria for CAM and RCP methods allow for some quality control failures to occur and still be within method compliance. In these instances, the specific failure is not narrated but noted in the associated QC Outlier Summary Report, located directly after the Case Narrative. QC information is also incorporated in the Data Usability Assessment table (Format 11) of our Data Merger tool, where it can be reviewed in conjunction with the sample result, associated regulatory criteria and any associated data usability implications.

Soil/sediments and solids are reported on a dry weight basis unless otherwise noted. Tissues are reported "as received" or on a wet weight basis, unless otherwise noted. Definitions of all data qualifiers and acronyms used in this report are provided in the Glossary located at the back of the report.

HOLD POLICY - For samples submitted on hold, Pace's policy is to hold samples (with the exception of Air canisters) free of charge for 21 calendar days from the date the project is completed. After 21 calendar days, we will dispose of all samples submitted including those put on hold unless you have contacted your Pace Project Manager and made arrangements for Pace to continue to hold the samples. Air canisters will be disposed after 3 business days from the date the project is completed.

Please contact Project Management at 800-624-9220 with any questions.

Project Name:	E-25060-RL-2530065	**Lab Number:**	L2650740
Project Number:	058161	**Report Date:**	08/12/26

Case Narrative (continued)

Report Submission

All non-detect (ND) or estimated concentrations (J-qualified) have been quantitated to the limit noted in the MDL column.

I, the undersigned, attest under the pains and penalties of perjury that, to the best of my knowledge and belief and based upon my personal inquiry of those responsible for providing the information contained in this analytical report, such information is accurate and complete. This certificate of analysis is not complete unless this page accompanies any and all pages of this report.

Authorized Signature: Kylie Morse

Title: Technical Director/Representative Date: 08/12/26

QC OUTLIER SUMMARY REPORT

Project Name: E-25060-RL-2530065

Project Number: 058161

Lab Number: L2650740

Report Date: 08/12/26

Method	Client ID (Native ID)	Lab ID	Parameter	QC Type	Recovery/RPD (%)	QC Limits (%)	Associated Samples	Data Quality Assessment

There are no QC Outliers associated with this report.

ORGANICS

VOLATILES

Project Name: E-25060-RL-2530065 **Lab Number:** L2650740

Project Number: 058161 **Report Date:** 08/12/26

SAMPLE RESULTS

Lab ID: L2650740-01
Client ID: UMPA260805TB
Sample Location: WASHINGTON CROSSING, PA

Date Collected: 08/05/26 00:00
Date Received: 08/06/26
Field Prep: Not Specified

Sample Depth:
Matrix: Trip Blank (Aqueous)
Analytical Method: 1,8011
Analytical Date: 08/10/26 11:03
Analyst: DLP

Extraction Method: EPA 8011
Extraction Date: 08/10/26 08:28

Parameter	Result	Qualifier	Units	RL	MDL	Dilution Factor	Column
Microextractables by GC - Westborough Lab							
1,2-Dibromoethane	ND		ug/l	0.010	0.005	1	A

Project Name: E-25060-RL-2530065 **Lab Number:** L2650740

Project Number: 058161 **Report Date:** 08/12/26

SAMPLE RESULTS

Lab ID: L2650740-01 Date Collected: 08/05/26 00:00

Client ID: UMPA260805TB Date Received: 08/06/26

Sample Location: WASHINGTON CROSSING, PA Field Prep: Not Specified

Sample Depth:

Matrix: Trip Blank (Aqueous)

Analytical Method: 1,8260D

Analytical Date: 08/08/26 11:37

Analyst: GMT

Parameter	Result	Qualifier	Units	RL	MDL	Dilution Factor
Volatile Organics by GC/MS - Westborough Lab						
Methyl tert butyl ether	ND		ug/l	1.0	0.17	1
Benzene	ND		ug/l	0.50	0.16	1
1,2-Dichloroethane	ND		ug/l	0.50	0.13	1
Toluene	ND		ug/l	0.75	0.20	1
Ethylbenzene	ND		ug/l	0.50	0.17	1
p/m-Xylene	ND		ug/l	1.0	0.33	1
o-Xylene	ND		ug/l	1.0	0.39	1
Xylenes, Total	ND		ug/l	1.0	0.33	1
Isopropylbenzene	ND		ug/l	0.50	0.19	1
1,3,5-Trimethylbenzene	ND		ug/l	2.5	0.22	1
1,2,4-Trimethylbenzene	ND		ug/l	2.5	0.19	1
Naphthalene	ND		ug/l	1.0	0.22	1

Surrogate	% Recovery	Qualifier	Acceptance Criteria
1,2-Dichloroethane-d4	118		70-130
Toluene-d8	98		70-130
4-Bromofluorobenzene	117		70-130
Dibromofluoromethane	108		70-130

Project Name: E-25060-RL-2530065 **Lab Number:** L2650740

Project Number: 058161 **Report Date:** 08/12/26

Method Blank Analysis
Batch Quality Control

Analytical Method: 1,8011
Analytical Date: 08/10/26 10:05
Analyst: DLP

Extraction Method: EPA 8011
Extraction Date: 08/10/26 08:28

Parameter	Result	Qualifier	Units	RL	MDL	
Microextractables by GC - Westborough Lab for sample(s): 01 Batch: WG2253124-1						
1,2-Dibromoethane	ND		ug/l	0.010	0.005	A

Project Name: E-25060-RL-2530065 **Lab Number:** L2650740

Project Number: 058161 **Report Date:** 08/12/26

Method Blank Analysis
Batch Quality Control

Analytical Method: 1,8260D
Analytical Date: 08/08/26 11:14
Analyst: PID

Parameter	Result	Qualifier	Units	RL	MDL
Volatile Organics by GC/MS - Westborough Lab for sample(s): 01 Batch: WG2253285-5					
Methyl tert butyl ether	ND		ug/l	1.0	0.17
Benzene	ND		ug/l	0.50	0.16
1,2-Dichloroethane	ND		ug/l	0.50	0.13
Toluene	ND		ug/l	0.75	0.20
Ethylbenzene	ND		ug/l	0.50	0.17
p/m-Xylene	ND		ug/l	1.0	0.33
o-Xylene	ND		ug/l	1.0	0.39
Xylenes, Total	ND		ug/l	1.0	0.33
Isopropylbenzene	ND		ug/l	0.50	0.19
1,3,5-Trimethylbenzene	ND		ug/l	2.5	0.22
1,2,4-Trimethylbenzene	ND		ug/l	2.5	0.19
Naphthalene	ND		ug/l	1.0	0.22

Surrogate	%Recovery	Qualifier	Acceptance Criteria
1,2-Dichloroethane-d4	118		70-130
Toluene-d8	99		70-130
4-Bromofluorobenzene	116		70-130
Dibromofluoromethane	107		70-130

Lab Control Sample Analysis
Batch Quality Control

Project Name: E-25060-RL-2530065
Project Number: 058161
Lab Number: L2650740
Report Date: 08/12/26

Parameter	LCS %Recovery	Qual	LCSD %Recovery	Qual	%Recovery Limits	RPD	Qual	RPD Limits	Column
Microextractables by GC - Westborough Lab Associated sample(s): 01 Batch: WG2253124-2									
1,2-Dibromoethane	116		-		60-140	-			A

Lab Control Sample Analysis
Batch Quality Control

Project Name: E-25060-RL-2530065
Project Number: 058161
Lab Number: L2650740
Report Date: 08/12/26

Parameter	LCS %Recovery	Qual	LCSD %Recovery	Qual	%Recovery Limits	RPD	Qual	RPD Limits
Volatile Organics by GC/MS - Westborough Lab Associated sample(s): 01 Batch: WG2253285-3 WG2253285-4								
Methyl tert butyl ether	96		100		63-130	4		20
Benzene	110		110		70-130	0		20
1,2-Dichloroethane	120		120		70-130	0		20
Toluene	100		110		70-130	10		20
Ethylbenzene	110		110		70-130	0		20
p/m-Xylene	100		105		70-130	5		20
o-Xylene	100		100		70-130	0		20
Isopropylbenzene	100		120		70-130	18		20
1,3,5-Trimethylbenzene	110		120		64-130	9		20
1,2,4-Trimethylbenzene	100		110		70-130	10		20
Naphthalene	84		100		70-130	17		20

Surrogate	LCS %Recovery	Qual	LCSD %Recovery	Qual	Acceptance Criteria
1,2-Dichloroethane-d4	120		121		70-130
Toluene-d8	102		103		70-130
4-Bromofluorobenzene	108		115		70-130
Dibromofluoromethane	105		104		70-130

Project Name: E-25060-RL-2530065
Project Number: 058161

Lab Number: L2650740
Report Date: 08/12/26

Sample Receipt and Container Information

Were project specific reporting limits specified? YES

Cooler Information

Cooler	Custody Seal
A	Absent
B	Absent

Container Information

Container ID	Container Type	Cooler	Initial pH	Final pH	Temp deg C	Pres	Seal	Frozen Date/Time	Analysis(*)
L2650740-01A	Vial HCl preserved	NA	NA			Y	Absent		PA-8260(14)
L2650740-01B	Vial HCl preserved	NA	NA			Y	Absent		PA-8260(14)
L2650740-01C	Vial Na2S2O3 preserved	NA	NA			Y	Absent		8011(14)
L2650740-01D	Vial Na2S2O3 preserved	NA	NA			Y	Absent		8011(14)

*Values in parentheses indicate holding time in days

Project Name: E-25060-RL-2530065 **Lab Number:** L2650740

Project Number: 058161 **Report Date:** 08/12/26

GLOSSARY

Acronyms

DL	- Detection Limit: This value represents the level to which target analyte concentrations are reported as estimated values, when those target analyte concentrations are quantified below the limit of quantitation (LOQ). The DL includes any adjustments from dilutions, concentrations or moisture content, where applicable. (DoD report formats only.)
EDL	- Estimated Detection Limit: This value represents the level to which target analyte concentrations are reported as estimated values, when those target analyte concentrations are quantified below the reporting limit (RL). The EDL includes any adjustments from dilutions, concentrations or moisture content, where applicable. The use of EDLs is specific to the analysis of PAHs using Solid-Phase Microextraction (SPME).
EMPC	- Estimated Maximum Possible Concentration: The concentration that results from the signal present at the retention time of an analyte when the ions meet all of the identification criteria except the ion abundance ratio criteria. An EMPC is a worst-case estimate of the concentration.
EPA	- Environmental Protection Agency.
LCS	- Laboratory Control Sample: A sample matrix, free from the analytes of interest, spiked with verified known amounts of analytes or a material containing known and verified amounts of analytes.
LCSD	- Laboratory Control Sample Duplicate: Refer to LCS.
LFB	- Laboratory Fortified Blank: A sample matrix, free from the analytes of interest, spiked with verified known amounts of analytes or a material containing known and verified amounts of analytes.
LOD	- Limit of Detection: This value represents the level to which a target analyte can reliably be detected for a specific analyte in a specific matrix by a specific method. The LOD includes any adjustments from dilutions, concentrations or moisture content, where applicable. (DoD report formats only.)
LOQ	- Limit of Quantitation: The value at which an instrument can accurately measure an analyte at a specific concentration. The LOQ includes any adjustments from dilutions, concentrations or moisture content, where applicable. (DoD report formats only.) Limit of Quantitation: The value at which an instrument can accurately measure an analyte at a specific concentration. The LOQ includes any adjustments from dilutions, concentrations or moisture content, where applicable. (DoD report formats only.)
MDL	- Method Detection Limit: This value represents the level to which target analyte concentrations are reported as estimated values, when those target analyte concentrations are quantified below the reporting limit (RL). The MDL includes any adjustments from dilutions, concentrations or moisture content, where applicable.
MS	- Matrix Spike Sample: A sample prepared by adding a known mass of target analyte to a specified amount of matrix sample for which an independent estimate of target analyte concentration is available. For Method 332.0, the spike recovery is calculated using the native concentration, including estimated values.
MSD	- Matrix Spike Sample Duplicate: Refer to MS.
NA	- Not Applicable.
NC	- Not Calculated: Term is utilized when one or more of the results utilized in the calculation are non-detect at the parameter's reporting unit.
NDPA/DPA	- N-Nitrosodiphenylamine/Diphenylamine.
NI	- Not Ignitable.
NP	- Non-Plastic: Term is utilized for the analysis of Atterberg Limits in soil.
NR	- No Results: Term is utilized when 'No Target Compounds Requested' is reported for the analysis of Volatile or Semivolatile Organic TIC only requests.
RL	- Reporting Limit: The value at which an instrument can accurately measure an analyte at a specific concentration. The RL includes any adjustments from dilutions, concentrations or moisture content, where applicable.
RPD	- Relative Percent Difference: The results from matrix and/or matrix spike duplicates are primarily designed to assess the precision of analytical results in a given matrix and are expressed as relative percent difference (RPD). Values which are less than five times the reporting limit for any individual parameter are evaluated by utilizing the absolute difference between the values; although the RPD value will be provided in the report.
SRM	- Standard Reference Material: A reference sample of a known or certified value that is of the same or similar matrix as the associated field samples.
STLP	- Semi-dynamic Tank Leaching Procedure per EPA Method 1315.
TEF	- Toxic Equivalency Factors: The values assigned to each dioxin and furan to evaluate their toxicity relative to 2,3,7,8-TCDD.
TEQ	- Toxic Equivalent: The measure of a sample's toxicity derived by multiplying each dioxin and furan by its corresponding TEF and then summing the resulting values.
TIC	- Tentatively Identified Compound: A compound that has been identified to be present and is not part of the target compound list (TCL) for the method and/or program. All TICs are qualitatively identified and reported as estimated concentrations.

Report Format: DU Report with 'J' Qualifiers

Project Name:	E-25060-RL-2530065	**Lab Number:**	L2650740
Project Number:	058161	**Report Date:**	08/12/26

Footnotes

1 - The reference for this analyte should be considered modified since this analyte is absent from the target analyte list of the original method.

Terms

Analytical Method: Both the document from which the method originates and the analytical reference method. (Example: EPA 8260B is shown as 1,8260B.) The codes for the reference method documents are provided in the References section of the Addendum.

Chlordane: The target compound Chlordane (CAS No. 57-74-9) is reported for GC ECD analyses. Per EPA,this compound "refers to a mixture of chlordane isomers, other chlorinated hydrocarbons and numerous other components." (Reference: USEPA Toxicological Review of Chlordane, In Support of Summary Information on the Integrated Risk Information System (IRIS), December 1997.)

Difference: With respect to Total Oxidizable Precursor (TOP) Assay analysis, the difference is defined as the Post-Treatment value minus the Pre-Treatment value.

Final pH: As it pertains to Sample Receipt & Container Information section of the report, Final pH reflects pH of container determined after adjustment at the laboratory, if applicable. If no adjustment required, value reflects Initial pH.

Frozen Date/Time: With respect to Volatile Organics in soil, Frozen Date/Time reflects the date/time at which associated Reagent Water-preserved vials were initially frozen. Note: If frozen date/time is beyond 48 hours from sample collection, value will be reflected in 'bold'.

Gasoline Range Organics (GRO): Gasoline Range Organics (GRO) results include all chromatographic peaks eluting from Methyl tert butyl ether through Naphthalene, with the exception of GRO analysis in support of State of Ohio programs, which includes all chromatographic peaks eluting from Hexane through Dodecane.

Initial pH: As it pertains to Sample Receipt & Container Information section of the report, Initial pH reflects pH of container determined upon receipt, if applicable.

PAH Total: With respect to Alkylated PAH analyses, the 'PAHs, Total' result is defined as the summation of results for all or a subset of the following compounds: Naphthalene, C1-C4 Naphthalenes, 2-Methylnaphthalene, 1-Methylnaphthalene, Biphenyl, Acenaphthylene, Acenaphthene, Fluorene, C1-C3 Fluorenes, Phenanthrene, C1-C4 Phenanthrenes/Anthracenes, Anthracene, Fluoranthene, Pyrene, C1-C4 Fluoranthenes/Pyrenes, Benz(a)anthracene, Chrysene, C1-C4 Chrysenes, Benzo(b)fluoranthene, Benzo(j)+(k)fluoranthene, Benzo(e)pyrene, Benzo(a)pyrene, Perylene, Indeno(1,2,3-cd)pyrene, Dibenz(ah)+(ac)anthracene, Benzo(g,h,i)perylene. If a 'Total' result is requested, the results of its individual components will also be reported.

PFAS Total: With respect to PFAS analyses, the 'PFAS, Total (5)' result is defined as the summation of results for: PFHpA, PFHxS, PFOA, PFNA and PFOS. In addition, the 'PFAS, Total (6)' result is defined as the summation of results for: PFHpA, PFHxS, PFOA, PFNA, PFDA and PFOS. For MassDEP DW compliance analysis only, the 'PFAS, Total (6)' result is defined as the summation of results at or above the RL. Note: If a 'Total' result is requested, the results of its individual components will also be reported.

Total: With respect to Organic analyses, a 'Total' result is defined as the summation of results for individual isomers or Aroclors. If a 'Total' result is requested, the results of its individual components will also be reported. This is applicable to 'Total' results for methods 8260, 8081 and 8082.

Data Qualifiers

A - Spectra identified as "Aldol Condensates" are byproducts of the extraction/concentration procedures when acetone is introduced in the process.

B - The analyte was detected above the reporting limit in the associated method blank. Flag only applies to associated field samples that have detectable concentrations of the analyte at less than ten times (10x) the concentration found in the blank. For MCP-related projects, flag only applies to associated field samples that have detectable concentrations of the analyte at less than ten times (10x) the concentration found in the blank. For DOD-related projects, flag only applies to associated field samples that have detectable concentrations of the analyte at less than ten times (10x) the concentration found in the blank AND the analyte was detected above one-half the reporting limit (or above the reporting limit for common lab contaminants) in the associated method blank. For NJ-Air-related projects, flag only applies to associated field samples that have detectable concentrations of the analyte above the reporting limit. For NJ-related projects (excluding Air), flag only applies to associated field samples that have detectable concentrations of the analyte, which was detected above the reporting limit in the associated method blank or above five times the reporting limit for common lab contaminants (Phthalates, Acetone, Methylene Chloride, 2-Butanone).

C - Co-elution: The target analyte co-elutes with a known lab standard (i.e. surrogate, internal standards, etc.) for co-extracted analyses.

D - Concentration of analyte was quantified from diluted analysis. Flag only applies to field samples that have detectable concentrations of the analyte.

E - Concentration of analyte exceeds the range of the calibration curve and/or linear range of the instrument.

F - The ratio of quantifier ion response to qualifier ion response falls outside of the laboratory criteria. Results are considered to be an estimated maximum concentration.

G - The concentration may be biased high due to matrix interferences (i.e, co-elution) with non-target compound(s). The result should be considered estimated.

H - The analysis of pH was performed beyond the regulatory-required holding time of 15 minutes from the time of sample collection.

I - The lower value for the two columns has been reported due to obvious interference.

J - Estimated value. The Target analyte concentration is below the quantitation limit (RL), but above the Method Detection Limit (MDL) or Estimated Detection Limit (EDL) for SPME-related analyses. This represents an estimated concentration for Tentatively Identified Compounds (TICs). For calculated parameters, this represents that one or more values used in the calculation were

Project Name:	E-25060-RL-2530065	**Lab Number:**	L2650740
Project Number:	058161	**Report Date:**	08/12/26

Data Qualifiers

estimated.

M - Reporting Limit (RL) exceeds the MCP CAM Reporting Limit for this analyte.

ND - Not detected at the method detection limit (MDL) for the sample, or estimated detection limit (EDL) for SPME-related analyses.

NJ - Presumptive evidence of compound. This represents an estimated concentration for Tentatively Identified Compounds (TICs), where the identification is based on a mass spectral library search.

P - The RPD between the results for the two columns exceeds the method-specified criteria.

Q - The quality control sample exceeds the associated acceptance criteria. For DOD-related projects, LCS and/or Continuing Calibration Standard exceedences are also qualified on all associated sample results. Note: This flag is not applicable for matrix spike recoveries when the sample concentration is greater than 4x the spike added or for batch duplicate RPD when the sample concentrations are less than 5x the RL. (Metals only.)

R - Analytical results are from sample re-analysis.

RE - Analytical results are from sample re-extraction.

S - Analytical results are from modified screening analysis.

V - The surrogate associated with this target analyte has a recovery outside the QC acceptance limits. (Applicable to MassDEP DW Compliance samples only.)

Z - The batch matrix spike and/or duplicate associated with this target analyte has a recovery/RPD outside the QC acceptance limits. (Applicable to MassDEP DW Compliance samples only.)

Project Name: E-25060-RL-2530065 **Lab Number:** L2650740

Project Number: 058161 **Report Date:** 08/12/26

REFERENCES

1 Test Methods for Evaluating Solid Waste: Physical/Chemical Methods. EPA SW-846. Third Edition. Updates I - VI, 2018.

LIMITATION OF LIABILITIES

Pace Analytical Services performs services with reasonable care and diligence normal to the analytical testing laboratory industry. In the event of an error, the sole and exclusive responsibility of Pace Analytical Services shall be to re-perform the work at it's own expense. In no event shall Pace Analytical Services be held liable for any incidental, consequential or special damages, including but not limited to, damages in any way connected with the use of, interpretation of, information or analysis provided by Pace Analytical Services.

We strongly urge our clients to comply with EPA protocol regarding sample volume, preservation, cooling, containers, sampling procedures, holding time and splitting of samples in the field.

ENV-FORM-WES2-0065 v03 Certificate/Approval Program Summary

Certification Information

The following analytes are not included in our Primary NELAP Scope of Accreditation:

PAS-WES2 Westborough Facility – 8 Walkup Dr. Westborough, MA 01581
EPA 8260D: NPW: 1,2,4,5-Tetramethylbenzene; 4-Ethyltoluene; SCM: Iodomethane (methyl iodide), 1,2,4,5-Tetramethylbenzene; 4-Ethyltoluene.
EPA 8270E: NPW: Dimethylnaphthalene,1,4-Diphenylhydrazine, alpha-Terpineol, Azobenzene; SCM: Dimethylnaphthalene,1,4-Diphenylhydrazine.
SM4500: NPW: Amenable Cyanide; SCM: Total Phosphorus, TKN, NO2, NO3.

PAS-MANS Mansfield Facility – 320 Forbes Blvd. Mansfield, MA 02048
SM 2540D: TSS.
Biological Tissue Matrix: EPA 3050B

PAS-MAN1 Mansfield Facility – 120 Forbes Blvd. Mansfield, MA 02048
EPA TO-15: Halothane, 2,4,4-Trimethyl-2-pentene, 2,4,4-Trimethyl-1-pentene, Thiophene, 2-Methylthiophene, 3-Methylthiophene, 2-Ethylthiophene, 1,2,3-Trimethylbenzene, Indan, Indene, 1,2,4,5-Tetramethylbenzene, Benzothiophene, 1-Methylnaphthalene.
MADEP-APH.

PAS-ELON East Longmeadow Facility – 39 Spruce Street East Longmeadow, MA 01028
EPA 524.2: 1,3,5-Trichlorobenzene, m/p-Xylene, o-xylene.
EPA 625.1: 1,2-Dichlorobenzene, 1,3-Dichlorobenzene, 1,4-Dichlorobenzene, N-Nitrosodiphenylamine**.**
EPA 8081B NPW and SCM: Alachlor, Endrin Ketone, Hexachlorobenzene.
EPA 8260D NPW: Tetrahydrofuran, 1,3,5-Trichlorobenzene; **SCM:** TAME, TBEE, Diethyl ether, DIPE, Tetrahydrofuran. 1,3,5-Trichlorobenzene, Freon-113**.**
EPA 8270E: NPW: Carbazole, 1-Methylnaphthalene, Pentachloronitrobenzene; **SCM:** Carbazole, 1-Methylnaphthalene**.**
EPA TO-13: Air: Benzo(e)pyrene, 1-Methylnaphthalene, 2-Methylnaphthalene, Perylene.
EPA TO-4A Pesticide Air: delta-BHC, Endosulfan I, Endosulfan II, Endosulfan Sulfate, Endrin, Endrin Aldehyde, Endrin Ketone, Hexachlorobenzene, Methoxychlor.
SM4500: NPW: Amenable Cyanide; **SCM:** Total Phosphorus, TKN, NH3, NECi: NO2, NO3, ASTMD516**.**

The following test method is not included in our New Jersey Secondary NELAP Scope of Accreditation:

PAS-MANS Mansfield Facility – 320 Forbes Blvd. Mansfield, MA 02048
Determination of Selected Perfluorinated Alkyl Substances by Solid Phase Extraction and Liquid Chromatography/Tandem Mass Spectrometry Isotope Dilution (via Alpha SOP 23528)

The following analytes are included in our Massachusetts DEP Scope of Accreditation:

PAS-WES2 Westborough Facility – 8 Walkup Dr. Westborough, MA 01581

Drinking Water
EPA 300.0: Chloride, Nitrate-N, Fluoride, Sulfate; **EPA 353.2**: Nitrate-N, Nitrite-N; **SM4500NO3-F**: Nitrate-N, Nitrite-N; **SM4500F-C, SM4500CN-CE, EPA 180.1, SM2130B, SM4500Cl-D, SM2320B, SM2540C, SM4500H-B, SM4500NO2-B**
EPA 504.1: EDB, DBCP.
Microbiology: **SM9215B; SM9223-P/A, SM9223B-Colilert-QT,**.

Non-Potable Water
SM4500H,B, EPA 120.1, SM2510B, SM2540C, SM2320B, SM4500CL-E, SM4500F-BC, SM4500NH3-BH: Ammonia-N and Kjeldahl-N, **EPA 350.1**: Ammonia-N, **LACHAT 10-107-06-1-B**: Ammonia-N, **EPA 351.1, SM4500NO3-F, EPA 353.2**: Nitrate-N**, SM4500P-E, SM4500P-B, E, SM4500SO4-E, SM5220D, EPA 410.4, SM5210B, SM4500CL-G, EPA 1664, EPA 420.1, SM4500-CN-CE, SM2540D, EPA 300: Chloride, Sulfate, Nitrate.**
Microbiology: **SM9223B-Colilert-QT; Enterolert-QT.**

PAS-MANS Mansfield Facility – 320 Forbes Blvd. Mansfield, MA 02048

Drinking Water
EPA 200.7: Al, Ba, Cd, Cr, Cu, Fe, Mn, Ni, Na, Ag, Ca, Zn. **EPA 200.8:** Al, Sb, As, Ba, Be, Cd, Cr, Cu, Pb, Mn, Ni, Se, Ag, TL, Zn. **EPA 245.1** Hg.
EPA 522, EPA 537.1.

Non-Potable Water
EPA 200.7: Al, Sb, As, Be, Cd, Ca, Cr, Co, Cu, Fe, Pb, Mg, Mn, Mo, Ni, K, Se, Ag, Na, Sr, TL, Ti, V, Zn.
EPA 200.8: Al, Sb**,** As, Be, Cd, Ca, Cr, Cu, Fe, Pb, Mg, Mn, Ni, K, Se, Ag, Na, TL, Zn.
EPA 245.1: Hg. **EPA 245.7:** Hg.
SM2340B

ENV-FORM-WES2-0065 v03 Certificate/Approval Program Summary

PAS-ELON East Longmeadow Facility – 39 Spruce Street East Longmeadow, MA 01028

Drinking Water
EPA 300.0: NO3, NO2, Fl, Cl, SO4. **NECI Reductase**: NO3, NO2.
SM4500F-C, SM4500Cl-B, SM4500CN-C,E, EPA 180.1, SM2320B, SM 2540C, SM4500H-B, SM4500SO4-E.
EPA 537.1; EPA 524.2: THMs and VOCs; **EPA 504.1:** EDB, DBCP.
Microbiology: SM9223-P/A: TC/EC; SM9223B-Colilert-enumeration: TC/EC; HPC-Simplate.

Non-Potable Water
SM4500H-B, SM2510B, SM2540C, SM2320B, SM4500Cl-B, SM4500NH3-B, C, EPA 350.1, NECi: NO3, **SM4500NH3-B, C: TKN, SM4500P-E: Ortho Phosphate, SM4500P-B, E: Total Phosphorus, EPA 410.4, SM5210B, SM5310C, SM4500CN-C, E, SM2540D, SM4500Cl-G, SM4500SO4-E, EPA 1664, EPA 420.1, EPA 300.0:** Cl, SO4, NO3.
EPA 624.1: Volatile Halocarbons, Volatile Aromatics.
EPA 608.3: Chlordane, Toxaphene, Aldrin, Alpha-BHC, Beta-BHC, Gamma-BHC, Delta-BHC, Dieldrin, DDD, DDE, DDT, Endosulfan I, Endosulfan II, Endosulfan Sulfate, Endrin, Endrin Aldehyde, Heptachlor, Heptachlor Epoxide, PCBs.
EPA 625.1: SVOC-Acid Extractables and Base/Neutrals
Microbiology: SM9223B-Colilert: E. coli (Ambient and Wastewater), **SM9223B-Colilert-18:** Fecal Coliform (Wastewater).

Certification IDs:

PAS-WES2 Westborough Facility – 8 Walkup Dr. Westborough, MA 01581
CT PH-0826, IL 200077, IN C-MA-03, KY KY98045, ME MA00086, MD 348, MA M-MA086, NH 2064, NJ MA935, NY 11148, NC (NPW/SCM) 666, OR MA-1316, PA 68-03671, RI LAO00065, TX T104704476, VT VT-0935, VA 460195.

PAS-MANS Mansfield Facility – 320 Forbes Blvd. Mansfield, MA 02048
ANAB/DoD L2474, CA 3117, CO MA00030, CT PH-0825, IL 200081, IN C-MA-04, KY KY98046, LA 85084, ME MA00030, MD 350, MA M-MA00030, MI 9110, MN 025-999-495, NV MA00030, NH 2062, NJ MA015, NY 11627, NC (NPW/SCM) 685, OR MA-0262, PA 68-02089, RI LAO00299, TX T-104704419, UT MA00030, VT VT-0015, VA 460194, WA C954.

PAS-MAN1 Mansfield Air Lab Facility – 120 Forbes Blvd. Mansfield, MA 02048
ANAB/DoD L2474, LA 245052, ME MA01156, MN 025-999-498, NH 2249, NJ MA025, NY 12191, OR 4203, TX T104704583, VA 460311, WA C1104.

PAS-ELON East Longmeadow Facility – 39 Spruce St. East Longmeadow, MA 01028
CT PH-0821, ME MA00100, MI 9100, NC (DENR) 652, NC (DW) 25703, MA M-MA100, NH (Secondary) 2516, NH (Primary) 2557, NJ MA007, NY 10899, PA 68-05812, RI LAO00373, VA 460217, VT-255716, WV DEP 419, WV-DW 9979C, LA 05130, LA-DW LA042, MD-DW 373, OH 87781.

For a complete listing of analytes and methods, please contact your Project Manager.

Pace

CHAIN OF CUSTODY

PAGE 1 OF 1

Date Rec'd In Lab: 08/07/26

Pace Job #: L26S0740

WESTBORO, MA TEL: 508-898-9220 FAX: 508-898-9193
MANSFIELD, MA TEL: 508-822-9300 FAX: 508-822-3288

Client Information

Client: Sunoco Pipeline(SPLP)
Address: 100 Green St
Marcus Hook, PA
Phone: 610-859-6297
Fax:
Email: bradford.fish@energytransfer.com

☐ These samples have been previously analyzed by Pace

Project Information

Project Name: E-25060-RL-2530065
Project Location: Washington Crossing, PA
Project #: 058161
Project Manager: Mark Schaeffer
Pace Quote #:

Turn-Around Time

☐ Standard ☒ RUSH
Date Due: 5-day TAT Time:

Report Information - Data Deliverables

☐ FAX ☐ EMAIL
☐ ADEx ☐ Add'l Deliverables

Billing Information

☐ Same as Client info PO #:

Regulatory Requirements/Report Limits

State /Fed Program | Criteria

Other Project Specific Requirements/Comments/Detection Limits:
Data Package: Level IV including CTEH & Environemental Standards EDDs; Bill to SPLP; VOC8260 list – benzene, toluene, ethylbenzene, total xylenes, methyl tert-butyl ether (MTBE), naphthalene, isopropylbenzene, 1,3,5-trimethylbenzene, 1,2,4-trimethylbenzene, 1,2-dichloroethane (EDC)

SAMPLE HANDLING
Filtration
☒ Done
☐ Not needed
☐ Lab to do
Preservation
☐ Lab to do
(Please specify below)

Pace Lab ID (Lab Use Only)	Sample ID	Collection Date	Collection Time	Sample Matrix	Sampler's Initials	VOCs- USEPA 8260C	EDB- USEPA 8011	Lead(dissolved)- USEPA 6020B	Sample Specific Comments	TOTAL # BOTTLES
S0740-01	UMPA260805TB	8/05/26	--	TB	--	X	X	~~X~~ AA	Trip Blank	4

Container Type	V	V	P
Preservative	B	H	C

Relinquished By:	Date/Time	Received By:	Date/Time
Antoit Stantec	8/6/26 1670	DWEAN PAL	8/6/26 1620
DWEAN PAL	8/6/26	HL	8-7 0200

Please print clearly, legibly and completely. Samples can not be logged in and turnaround time clock will not start until any ambiguities are resolved. All samples submitted are subject to Pace's Terms and Conditions. See reverse side.

FORM NO. 01-01 (rev. 25-FEB-25)

HL 8-7 0400 A – A0010712 5-0100

Sample Delivery Group Summary

Pace Job Number : L2650740

Received : 06-AUG-2026
Reviewer : Brendan Grady

Account Name : Stantec, Inc.
Project Number : 058161
Project Name : E-25060-RL-2530065

Delivery Information

Samples Delivered By : Pace Courier

Chain of Custody : Present

Cooler Information

Cooler	Seal/Seal#	Preservation	Temperature(°C)	Additional Information
A	Absent/	Ice	3.6	
B	Absent/	Ice	3.5	

Condition Information

1) All samples on COC received?	**YES**
2) Extra samples received?	**NO**
3) Are there any sample container discrepancies?	**NO**
4) Are there any discrepancies between COC & sample labels?	**NO**
5) Are samples in appropriate containers for requested analysis?	**YES**
6) Are samples properly preserved for requested analysis?	**YES**
7) Are samples within holding time for requested analysis?	**YES**
8) All sampling equipment returned?	**NA**

Volatile Organics/VPH

1) Reagent Water Vials Frozen by Client?	**NO**

ANALYTICAL REPORT

Lab Number:	L2650741
Client:	Stantec, Inc. 1060 Andrew Drive Suite 140 West Chester, PA 19380
ATTN:	Mark Schaeffer
Phone:	(610) 407-7943
Project Name:	E-25060-RL-2530065
Project Number:	058161
Report Date:	08/12/26

The original project report/data package is held by Pace Analytical Services. This report/data package is paginated and should be reproduced only in its entirety. Pace Analytical Services holds no responsibility for results and/or data that are not consistent with the original.

Eight Walkup Drive, Westborough, MA 01581-1019
508-898-9220 (Fax) 508-898-9193 800-624-9220 - www.alphalab.com

Project Name: E-25060-RL-2530065
Project Number: 058161

Lab Number: L2650741
Report Date: 08/12/26

Lab Sample ID	Client ID	Matrix	Sample Location	Collection Date/Time	Receive Date
L2650741-01	UMPA260806TB	TRIP BLANK (AQUEOUS)	WASHINGTON CROSSING, PA	07/31/26 00:00	08/06/26

Project Name:	E-25060-RL-2530065	**Lab Number:**	L2650741
Project Number:	058161	**Report Date:**	08/12/26

Case Narrative

The samples were received in accordance with the Chain of Custody and no significant deviations were encountered during the preparation or analysis unless otherwise noted. Sample Receipt, Container Information, and the Chain of Custody are located at the back of the report.

Results contained within this report relate only to the samples submitted under this Pace Lab Number and meet NELAP requirements for all NELAP accredited parameters unless otherwise noted in the following narrative. The data presented in this report is organized by parameter (i.e. VOC, SVOC, etc.). Sample specific Quality Control data (i.e. Surrogate Spike Recovery) is reported at the end of the target analyte list for each individual sample, followed by the Laboratory Batch Quality Control at the end of each parameter. Tentatively Identified Compounds (TICs), if requested, are reported for compounds identified to be present and are not part of the method/program Target Compound List, even if only a subset of the TCL are being reported. If a sample was re-analyzed or re-extracted due to a required quality control corrective action and if both sets of data are reported, the Laboratory ID of the re-analysis or re-extraction is designated with an "R" or "RE", respectively.

When multiple Batch Quality Control elements are reported (e.g. more than one LCS), the associated samples for each element are noted in the grey shaded header line of each data table. Any Laboratory Batch, Sample Specific % recovery or RPD value that is outside the listed Acceptance Criteria is bolded in the report. In reference to questions H (CAM) or 4 (RCP) when "NO" is checked, the performance criteria for CAM and RCP methods allow for some quality control failures to occur and still be within method compliance. In these instances, the specific failure is not narrated but noted in the associated QC Outlier Summary Report, located directly after the Case Narrative. QC information is also incorporated in the Data Usability Assessment table (Format 11) of our Data Merger tool, where it can be reviewed in conjunction with the sample result, associated regulatory criteria and any associated data usability implications.

Soil/sediments and solids are reported on a dry weight basis unless otherwise noted. Tissues are reported "as received" or on a wet weight basis, unless otherwise noted. Definitions of all data qualifiers and acronyms used in this report are provided in the Glossary located at the back of the report.

HOLD POLICY - For samples submitted on hold, Pace's policy is to hold samples (with the exception of Air canisters) free of charge for 21 calendar days from the date the project is completed. After 21 calendar days, we will dispose of all samples submitted including those put on hold unless you have contacted your Pace Project Manager and made arrangements for Pace to continue to hold the samples. Air canisters will be disposed after 3 business days from the date the project is completed.

Please contact Project Management at 800-624-9220 with any questions.

Project Name:	E-25060-RL-2530065	**Lab Number:**	L2650741
Project Number:	058161	**Report Date:**	08/12/26

Case Narrative (continued)

Report Submission

All non-detect (ND) or estimated concentrations (J-qualified) have been quantitated to the limit noted in the MDL column.

I, the undersigned, attest under the pains and penalties of perjury that, to the best of my knowledge and belief and based upon my personal inquiry of those responsible for providing the information contained in this analytical report, such information is accurate and complete. This certificate of analysis is not complete unless this page accompanies any and all pages of this report.

Authorized Signature: Kylie Morse

Title: Technical Director/Representative Date: 08/12/26

QC OUTLIER SUMMARY REPORT

Project Name: E-25060-RL-2530065

Project Number: 058161

Lab Number: L2650741

Report Date: 08/12/26

Method	Client ID (Native ID)	Lab ID	Parameter	QC Type	Recovery/RPD (%)	QC Limits (%)	Associated Samples	Data Quality Assessment

There are no QC Outliers associated with this report.

ORGANICS

VOLATILES

Project Name: E-25060-RL-2530065 **Lab Number:** L2650741

Project Number: 058161 **Report Date:** 08/12/26

SAMPLE RESULTS

Lab ID: L2650741-01
Client ID: UMPA260806TB
Sample Location: WASHINGTON CROSSING, PA

Date Collected: 07/31/26 00:00
Date Received: 08/06/26
Field Prep: Not Specified

Sample Depth:
Matrix: Trip Blank (Aqueous)
Analytical Method: 1,8011
Analytical Date: 08/10/26 11:15
Analyst: DLP

Extraction Method: EPA 8011
Extraction Date: 08/10/26 08:28

Parameter	Result	Qualifier	Units	RL	MDL	Dilution Factor	Column
Microextractables by GC - Westborough Lab							
1,2-Dibromoethane	ND		ug/l	0.010	0.005	1	A

Project Name: E-25060-RL-2530065 **Lab Number:** L2650741

Project Number: 058161 **Report Date:** 08/12/26

SAMPLE RESULTS

Lab ID: L2650741-01
Client ID: UMPA260806TB
Sample Location: WASHINGTON CROSSING, PA

Date Collected: 07/31/26 00:00
Date Received: 08/06/26
Field Prep: Not Specified

Sample Depth:
Matrix: Trip Blank (Aqueous)
Analytical Method: 1,8260D
Analytical Date: 08/08/26 11:59
Analyst: GMT

Parameter	Result	Qualifier	Units	RL	MDL	Dilution Factor
Volatile Organics by GC/MS - Westborough Lab						
Methyl tert butyl ether	ND		ug/l	1.0	0.17	1
Benzene	ND		ug/l	0.50	0.16	1
1,2-Dichloroethane	ND		ug/l	0.50	0.13	1
Toluene	ND		ug/l	0.75	0.20	1
Ethylbenzene	ND		ug/l	0.50	0.17	1
p/m-Xylene	ND		ug/l	1.0	0.33	1
o-Xylene	ND		ug/l	1.0	0.39	1
Xylenes, Total	ND		ug/l	1.0	0.33	1
Isopropylbenzene	ND		ug/l	0.50	0.19	1
1,3,5-Trimethylbenzene	ND		ug/l	2.5	0.22	1
1,2,4-Trimethylbenzene	ND		ug/l	2.5	0.19	1
Naphthalene	ND		ug/l	1.0	0.22	1

Surrogate	% Recovery	Qualifier	Acceptance Criteria
1,2-Dichloroethane-d4	122		70-130
Toluene-d8	97		70-130
4-Bromofluorobenzene	113		70-130
Dibromofluoromethane	111		70-130

Project Name: E-25060-RL-2530065 **Lab Number:** L2650741

Project Number: 058161 **Report Date:** 08/12/26

Method Blank Analysis
Batch Quality Control

Analytical Method: 1,8011
Analytical Date: 08/10/26 10:05
Analyst: DLP

Extraction Method: EPA 8011
Extraction Date: 08/10/26 08:28

Parameter	Result	Qualifier	Units	RL	MDL	
Microextractables by GC - Westborough Lab for sample(s): 01 Batch: WG2253124-1						
1,2-Dibromoethane	ND		ug/l	0.010	0.005	A

Project Name: E-25060-RL-2530065 **Lab Number:** L2650741

Project Number: 058161 **Report Date:** 08/12/26

Method Blank Analysis
Batch Quality Control

Analytical Method: 1,8260D
Analytical Date: 08/08/26 11:14
Analyst: PID

Parameter	Result	Qualifier	Units	RL	MDL
Volatile Organics by GC/MS - Westborough Lab for sample(s): 01 Batch: WG2253285-5					
Methyl tert butyl ether	ND		ug/l	1.0	0.17
Benzene	ND		ug/l	0.50	0.16
1,2-Dichloroethane	ND		ug/l	0.50	0.13
Toluene	ND		ug/l	0.75	0.20
Ethylbenzene	ND		ug/l	0.50	0.17
p/m-Xylene	ND		ug/l	1.0	0.33
o-Xylene	ND		ug/l	1.0	0.39
Xylenes, Total	ND		ug/l	1.0	0.33
Isopropylbenzene	ND		ug/l	0.50	0.19
1,3,5-Trimethylbenzene	ND		ug/l	2.5	0.22
1,2,4-Trimethylbenzene	ND		ug/l	2.5	0.19
Naphthalene	ND		ug/l	1.0	0.22

Surrogate	%Recovery	Qualifier	Acceptance Criteria
1,2-Dichloroethane-d4	118		70-130
Toluene-d8	99		70-130
4-Bromofluorobenzene	116		70-130
Dibromofluoromethane	107		70-130

Lab Control Sample Analysis
Batch Quality Control

Project Name: E-25060-RL-2530065
Project Number: 058161
Lab Number: L2650741
Report Date: 08/12/26

Parameter	LCS %Recovery	Qual	LCSD %Recovery	Qual	%Recovery Limits	RPD	Qual	RPD Limits	Column
Microextractables by GC - Westborough Lab Associated sample(s): 01 Batch: WG2253124-2									
1,2-Dibromoethane	116		-		60-140	-			A

Lab Control Sample Analysis
Batch Quality Control

Project Name: E-25060-RL-2530065
Project Number: 058161
Lab Number: L2650741
Report Date: 08/12/26

Parameter	LCS %Recovery	Qual	LCSD %Recovery	Qual	%Recovery Limits	RPD	Qual	RPD Limits
Volatile Organics by GC/MS - Westborough Lab Associated sample(s): 01 Batch: WG2253285-3 WG2253285-4								
Methyl tert butyl ether	96		100		63-130	4		20
Benzene	110		110		70-130	0		20
1,2-Dichloroethane	120		120		70-130	0		20
Toluene	100		110		70-130	10		20
Ethylbenzene	110		110		70-130	0		20
p/m-Xylene	100		105		70-130	5		20
o-Xylene	100		100		70-130	0		20
Isopropylbenzene	100		120		70-130	18		20
1,3,5-Trimethylbenzene	110		120		64-130	9		20
1,2,4-Trimethylbenzene	100		110		70-130	10		20
Naphthalene	84		100		70-130	17		20

Surrogate	LCS %Recovery	Qual	LCSD %Recovery	Qual	Acceptance Criteria
1,2-Dichloroethane-d4	120		121		70-130
Toluene-d8	102		103		70-130
4-Bromofluorobenzene	108		115		70-130
Dibromofluoromethane	105		104		70-130

Project Name: E-25060-RL-2530065
Project Number: 058161

Lab Number: L2650741
Report Date: 08/12/26

Sample Receipt and Container Information

Were project specific reporting limits specified? YES

Cooler Information

Cooler	Custody Seal
A	Absent
B	Absent

Container Information

Container ID	Container Type	Cooler	Initial pH	Final pH	Temp deg C	Pres	Seal	Frozen Date/Time	Analysis(*)
L2650741-01A	Vial HCl preserved	NA	NA			Y	Absent		PA-8260(14)
L2650741-01B	Vial HCl preserved	NA	NA			Y	Absent		PA-8260(14)
L2650741-01C	Vial Na2S2O3 preserved	NA	NA			Y	Absent		8011(14)
L2650741-01D	Vial Na2S2O3 preserved	NA	NA			Y	Absent		8011(14)

*Values in parentheses indicate holding time in days

Project Name: E-25060-RL-2530065 **Lab Number:** L2650741

Project Number: 058161 **Report Date:** 08/12/26

GLOSSARY

Acronyms

DL	- Detection Limit: This value represents the level to which target analyte concentrations are reported as estimated values, when those target analyte concentrations are quantified below the limit of quantitation (LOQ). The DL includes any adjustments from dilutions, concentrations or moisture content, where applicable. (DoD report formats only.)
EDL	- Estimated Detection Limit: This value represents the level to which target analyte concentrations are reported as estimated values, when those target analyte concentrations are quantified below the reporting limit (RL). The EDL includes any adjustments from dilutions, concentrations or moisture content, where applicable. The use of EDLs is specific to the analysis of PAHs using Solid-Phase Microextraction (SPME).
EMPC	- Estimated Maximum Possible Concentration: The concentration that results from the signal present at the retention time of an analyte when the ions meet all of the identification criteria except the ion abundance ratio criteria. An EMPC is a worst-case estimate of the concentration.
EPA	- Environmental Protection Agency.
LCS	- Laboratory Control Sample: A sample matrix, free from the analytes of interest, spiked with verified known amounts of analytes or a material containing known and verified amounts of analytes.
LCSD	- Laboratory Control Sample Duplicate: Refer to LCS.
LFB	- Laboratory Fortified Blank: A sample matrix, free from the analytes of interest, spiked with verified known amounts of analytes or a material containing known and verified amounts of analytes.
LOD	- Limit of Detection: This value represents the level to which a target analyte can reliably be detected for a specific analyte in a specific matrix by a specific method. The LOD includes any adjustments from dilutions, concentrations or moisture content, where applicable. (DoD report formats only.)
LOQ	- Limit of Quantitation: The value at which an instrument can accurately measure an analyte at a specific concentration. The LOQ includes any adjustments from dilutions, concentrations or moisture content, where applicable. (DoD report formats only.) Limit of Quantitation: The value at which an instrument can accurately measure an analyte at a specific concentration. The LOQ includes any adjustments from dilutions, concentrations or moisture content, where applicable. (DoD report formats only.)
MDL	- Method Detection Limit: This value represents the level to which target analyte concentrations are reported as estimated values, when those target analyte concentrations are quantified below the reporting limit (RL). The MDL includes any adjustments from dilutions, concentrations or moisture content, where applicable.
MS	- Matrix Spike Sample: A sample prepared by adding a known mass of target analyte to a specified amount of matrix sample for which an independent estimate of target analyte concentration is available. For Method 332.0, the spike recovery is calculated using the native concentration, including estimated values.
MSD	- Matrix Spike Sample Duplicate: Refer to MS.
NA	- Not Applicable.
NC	- Not Calculated: Term is utilized when one or more of the results utilized in the calculation are non-detect at the parameter's reporting unit.
NDPA/DPA	- N-Nitrosodiphenylamine/Diphenylamine.
NI	- Not Ignitable.
NP	- Non-Plastic: Term is utilized for the analysis of Atterberg Limits in soil.
NR	- No Results: Term is utilized when 'No Target Compounds Requested' is reported for the analysis of Volatile or Semivolatile Organic TIC only requests.
RL	- Reporting Limit: The value at which an instrument can accurately measure an analyte at a specific concentration. The RL includes any adjustments from dilutions, concentrations or moisture content, where applicable.
RPD	- Relative Percent Difference: The results from matrix and/or matrix spike duplicates are primarily designed to assess the precision of analytical results in a given matrix and are expressed as relative percent difference (RPD). Values which are less than five times the reporting limit for any individual parameter are evaluated by utilizing the absolute difference between the values; although the RPD value will be provided in the report.
SRM	- Standard Reference Material: A reference sample of a known or certified value that is of the same or similar matrix as the associated field samples.
STLP	- Semi-dynamic Tank Leaching Procedure per EPA Method 1315.
TEF	- Toxic Equivalency Factors: The values assigned to each dioxin and furan to evaluate their toxicity relative to 2,3,7,8-TCDD.
TEQ	- Toxic Equivalent: The measure of a sample's toxicity derived by multiplying each dioxin and furan by its corresponding TEF and then summing the resulting values.
TIC	- Tentatively Identified Compound: A compound that has been identified to be present and is not part of the target compound list (TCL) for the method and/or program. All TICs are qualitatively identified and reported as estimated concentrations.

Report Format: DU Report with 'J' Qualifiers

Project Name:	E-25060-RL-2530065	**Lab Number:**	L2650741
Project Number:	058161	**Report Date:**	08/12/26

Footnotes

1 - The reference for this analyte should be considered modified since this analyte is absent from the target analyte list of the original method.

Terms

Analytical Method: Both the document from which the method originates and the analytical reference method. (Example: EPA 8260B is shown as 1,8260B.) The codes for the reference method documents are provided in the References section of the Addendum.

Chlordane: The target compound Chlordane (CAS No. 57-74-9) is reported for GC ECD analyses. Per EPA,this compound "refers to a mixture of chlordane isomers, other chlorinated hydrocarbons and numerous other components." (Reference: USEPA Toxicological Review of Chlordane, In Support of Summary Information on the Integrated Risk Information System (IRIS), December 1997.)

Difference: With respect to Total Oxidizable Precursor (TOP) Assay analysis, the difference is defined as the Post-Treatment value minus the Pre-Treatment value.

Final pH: As it pertains to Sample Receipt & Container Information section of the report, Final pH reflects pH of container determined after adjustment at the laboratory, if applicable. If no adjustment required, value reflects Initial pH.

Frozen Date/Time: With respect to Volatile Organics in soil, Frozen Date/Time reflects the date/time at which associated Reagent Water-preserved vials were initially frozen. Note: If frozen date/time is beyond 48 hours from sample collection, value will be reflected in 'bold'.

Gasoline Range Organics (GRO): Gasoline Range Organics (GRO) results include all chromatographic peaks eluting from Methyl tert butyl ether through Naphthalene, with the exception of GRO analysis in support of State of Ohio programs, which includes all chromatographic peaks eluting from Hexane through Dodecane.

Initial pH: As it pertains to Sample Receipt & Container Information section of the report, Initial pH reflects pH of container determined upon receipt, if applicable.

PAH Total: With respect to Alkylated PAH analyses, the 'PAHs, Total' result is defined as the summation of results for all or a subset of the following compounds: Naphthalene, C1-C4 Naphthalenes, 2-Methylnaphthalene, 1-Methylnaphthalene, Biphenyl, Acenaphthylene, Acenaphthene, Fluorene, C1-C3 Fluorenes, Phenanthrene, C1-C4 Phenanthrenes/Anthracenes, Anthracene, Fluoranthene, Pyrene, C1-C4 Fluoranthenes/Pyrenes, Benz(a)anthracene, Chrysene, C1-C4 Chrysenes, Benzo(b)fluoranthene, Benzo(j)+(k)fluoranthene, Benzo(e)pyrene, Benzo(a)pyrene, Perylene, Indeno(1,2,3-cd)pyrene, Dibenz(ah)+(ac)anthracene, Benzo(g,h,i)perylene. If a 'Total' result is requested, the results of its individual components will also be reported.

PFAS Total: With respect to PFAS analyses, the 'PFAS, Total (5)' result is defined as the summation of results for: PFHpA, PFHxS, PFOA, PFNA and PFOS. In addition, the 'PFAS, Total (6)' result is defined as the summation of results for: PFHpA, PFHxS, PFOA, PFNA, PFDA and PFOS. For MassDEP DW compliance analysis only, the 'PFAS, Total (6)' result is defined as the summation of results at or above the RL. Note: If a 'Total' result is requested, the results of its individual components will also be reported.

Total: With respect to Organic analyses, a 'Total' result is defined as the summation of results for individual isomers or Aroclors. If a 'Total' result is requested, the results of its individual components will also be reported. This is applicable to 'Total' results for methods 8260, 8081 and 8082.

Data Qualifiers

A - Spectra identified as "Aldol Condensates" are byproducts of the extraction/concentration procedures when acetone is introduced in the process.

B - The analyte was detected above the reporting limit in the associated method blank. Flag only applies to associated field samples that have detectable concentrations of the analyte at less than ten times (10x) the concentration found in the blank. For MCP-related projects, flag only applies to associated field samples that have detectable concentrations of the analyte at less than ten times (10x) the concentration found in the blank. For DOD-related projects, flag only applies to associated field samples that have detectable concentrations of the analyte at less than ten times (10x) the concentration found in the blank AND the analyte was detected above one-half the reporting limit (or above the reporting limit for common lab contaminants) in the associated method blank. For NJ-Air-related projects, flag only applies to associated field samples that have detectable concentrations of the analyte above the reporting limit. For NJ-related projects (excluding Air), flag only applies to associated field samples that have detectable concentrations of the analyte, which was detected above the reporting limit in the associated method blank or above five times the reporting limit for common lab contaminants (Phthalates, Acetone, Methylene Chloride, 2-Butanone).

C - Co-elution: The target analyte co-elutes with a known lab standard (i.e. surrogate, internal standards, etc.) for co-extracted analyses.

D - Concentration of analyte was quantified from diluted analysis. Flag only applies to field samples that have detectable concentrations of the analyte.

E - Concentration of analyte exceeds the range of the calibration curve and/or linear range of the instrument.

F - The ratio of quantifier ion response to qualifier ion response falls outside of the laboratory criteria. Results are considered to be an estimated maximum concentration.

G - The concentration may be biased high due to matrix interferences (i.e, co-elution) with non-target compound(s). The result should be considered estimated.

H - The analysis of pH was performed beyond the regulatory-required holding time of 15 minutes from the time of sample collection.

I - The lower value for the two columns has been reported due to obvious interference.

J - Estimated value. The Target analyte concentration is below the quantitation limit (RL), but above the Method Detection Limit (MDL) or Estimated Detection Limit (EDL) for SPME-related analyses. This represents an estimated concentration for Tentatively Identified Compounds (TICs). For calculated parameters, this represents that one or more values used in the calculation were

Project Name:	E-25060-RL-2530065	**Lab Number:**	L2650741
Project Number:	058161	**Report Date:**	08/12/26

Data Qualifiers

estimated.

M - Reporting Limit (RL) exceeds the MCP CAM Reporting Limit for this analyte.

ND - Not detected at the method detection limit (MDL) for the sample, or estimated detection limit (EDL) for SPME-related analyses.

NJ - Presumptive evidence of compound. This represents an estimated concentration for Tentatively Identified Compounds (TICs), where the identification is based on a mass spectral library search.

P - The RPD between the results for the two columns exceeds the method-specified criteria.

Q - The quality control sample exceeds the associated acceptance criteria. For DOD-related projects, LCS and/or Continuing Calibration Standard exceedences are also qualified on all associated sample results. Note: This flag is not applicable for matrix spike recoveries when the sample concentration is greater than 4x the spike added or for batch duplicate RPD when the sample concentrations are less than 5x the RL. (Metals only.)

R - Analytical results are from sample re-analysis.

RE - Analytical results are from sample re-extraction.

S - Analytical results are from modified screening analysis.

V - The surrogate associated with this target analyte has a recovery outside the QC acceptance limits. (Applicable to MassDEP DW Compliance samples only.)

Z - The batch matrix spike and/or duplicate associated with this target analyte has a recovery/RPD outside the QC acceptance limits. (Applicable to MassDEP DW Compliance samples only.)

Project Name: E-25060-RL-2530065 **Lab Number:** L2650741

Project Number: 058161 **Report Date:** 08/12/26

REFERENCES

1 Test Methods for Evaluating Solid Waste: Physical/Chemical Methods. EPA SW-846. Third Edition. Updates I - VI, 2018.

LIMITATION OF LIABILITIES

Pace Analytical Services performs services with reasonable care and diligence normal to the analytical testing laboratory industry. In the event of an error, the sole and exclusive responsibility of Pace Analytical Services shall be to re-perform the work at it's own expense. In no event shall Pace Analytical Services be held liable for any incidental, consequential or special damages, including but not limited to, damages in any way connected with the use of, interpretation of, information or analysis provided by Pace Analytical Services.

We strongly urge our clients to comply with EPA protocol regarding sample volume, preservation, cooling, containers, sampling procedures, holding time and splitting of samples in the field.

ENV-FORM-WES2-0065 v03 Certificate/Approval Program Summary

Certification Information

The following analytes are not included in our Primary NELAP Scope of Accreditation:

PAS-WES2 Westborough Facility – 8 Walkup Dr. Westborough, MA 01581
EPA 8260D: NPW: 1,2,4,5-Tetramethylbenzene; 4-Ethyltoluene; SCM: Iodomethane (methyl iodide), 1,2,4,5-Tetramethylbenzene; 4-Ethyltoluene.
EPA 8270E: NPW: Dimethylnaphthalene,1,4-Diphenylhydrazine, alpha-Terpineol, Azobenzene; SCM: Dimethylnaphthalene,1,4-Diphenylhydrazine.
SM4500: NPW: Amenable Cyanide; SCM: Total Phosphorus, TKN, NO2, NO3.

PAS-MANS Mansfield Facility – 320 Forbes Blvd. Mansfield, MA 02048
SM 2540D: TSS.
Biological Tissue Matrix: EPA 3050B

PAS-MAN1 Mansfield Facility – 120 Forbes Blvd. Mansfield, MA 02048
EPA TO-15: Halothane, 2,4,4-Trimethyl-2-pentene, 2,4,4-Trimethyl-1-pentene, Thiophene, 2-Methylthiophene, 3-Methylthiophene, 2-Ethylthiophene, 1,2,3-Trimethylbenzene, Indan, Indene, 1,2,4,5-Tetramethylbenzene, Benzothiophene, 1-Methylnaphthalene.
MADEP-APH.

PAS-ELON East Longmeadow Facility – 39 Spruce Street East Longmeadow, MA 01028
EPA 524.2: 1,3,5-Trichlorobenzene, m/p-Xylene, o-xylene.
EPA 625.1: 1,2-Dichlorobenzene, 1,3-Dichlorobenzene, 1,4-Dichlorobenzene, N-Nitrosodiphenylamine**.**
EPA 8081B NPW and SCM: Alachlor, Endrin Ketone, Hexachlorobenzene.
EPA 8260D NPW: Tetrahydrofuran, 1,3,5-Trichlorobenzene; **SCM:** TAME, TBEE, Diethyl ether, DIPE, Tetrahydrofuran. 1,3,5-Trichlorobenzene, Freon-113**.**
EPA 8270E: NPW: Carbazole, 1-Methylnaphthalene, Pentachloronitrobenzene; **SCM:** Carbazole, 1-Methylnaphthalene**.**
EPA TO-13: Air: Benzo(e)pyrene, 1-Methylnaphthalene, 2-Methylnaphthalene, Perylene.
EPA TO-4A Pesticide Air: delta-BHC, Endosulfan I, Endosulfan II, Endosulfan Sulfate, Endrin, Endrin Aldehyde, Endrin Ketone, Hexachlorobenzene, Methoxychlor.
SM4500: NPW: Amenable Cyanide; **SCM:** Total Phosphorus, TKN, NH3, NECi: NO2, NO3, ASTMD516**.**

The following test method is not included in our New Jersey Secondary NELAP Scope of Accreditation:

PAS-MANS Mansfield Facility – 320 Forbes Blvd. Mansfield, MA 02048
Determination of Selected Perfluorinated Alkyl Substances by Solid Phase Extraction and Liquid Chromatography/Tandem Mass Spectrometry Isotope Dilution (via Alpha SOP 23528)

The following analytes are included in our Massachusetts DEP Scope of Accreditation:

PAS-WES2 Westborough Facility – 8 Walkup Dr. Westborough, MA 01581

Drinking Water
EPA 300.0: Chloride, Nitrate-N, Fluoride, Sulfate; **EPA 353.2**: Nitrate-N, Nitrite-N; **SM4500NO3-F**: Nitrate-N, Nitrite-N; **SM4500F-C, SM4500CN-CE, EPA 180.1, SM2130B, SM4500Cl-D, SM2320B, SM2540C, SM4500H-B, SM4500NO2-B**
EPA 504.1: EDB, DBCP.
Microbiology: **SM9215B; SM9223-P/A, SM9223B-Colilert-QT,**.

Non-Potable Water
SM4500H,B, EPA 120.1, SM2510B, SM2540C, SM2320B, SM4500CL-E, SM4500F-BC, SM4500NH3-BH: Ammonia-N and Kjeldahl-N, **EPA 350.1**: Ammonia-N, **LACHAT 10-107-06-1-B**: Ammonia-N, **EPA 351.1, SM4500NO3-F, EPA 353.2**: Nitrate-N**, SM4500P-E, SM4500P-B, E, SM4500SO4-E, SM5220D, EPA 410.4, SM5210B, SM4500CL-G, EPA 1664, EPA 420.1, SM4500-CN-CE, SM2540D, EPA 300: Chloride, Sulfate, Nitrate.**
Microbiology: **SM9223B-Colilert-QT; Enterolert-QT.**

PAS-MANS Mansfield Facility – 320 Forbes Blvd. Mansfield, MA 02048

Drinking Water
EPA 200.7: Al, Ba, Cd, Cr, Cu, Fe, Mn, Ni, Na, Ag, Ca, Zn. **EPA 200.8:** Al, Sb, As, Ba, Be, Cd, Cr, Cu, Pb, Mn, Ni, Se, Ag, TL, Zn. **EPA 245.1** Hg.
EPA 522, EPA 537.1.

Non-Potable Water
EPA 200.7: Al, Sb, As, Be, Cd, Ca, Cr, Co, Cu, Fe, Pb, Mg, Mn, Mo, Ni, K, Se, Ag, Na, Sr, TL, Ti, V, Zn.
EPA 200.8: Al, Sb**,** As, Be, Cd, Ca, Cr, Cu, Fe, Pb, Mg, Mn, Ni, K, Se, Ag, Na, TL, Zn.
EPA 245.1: Hg. **EPA 245.7:** Hg.
SM2340B

ENV-FORM-WES2-0065 v03 Certificate/Approval Program Summary

PAS-ELON East Longmeadow Facility – 39 Spruce Street East Longmeadow, MA 01028

Drinking Water
EPA 300.0: NO3, NO2, Fl, Cl, SO4. **NECI Reductase**: NO3, NO2.
SM4500F-C, SM4500Cl-B, SM4500CN-C,E, EPA 180.1, SM2320B, SM 2540C, SM4500H-B, SM4500SO4-E.
EPA 537.1; EPA 524.2: THMs and VOCs; **EPA 504.1:** EDB, DBCP.
Microbiology: SM9223-P/A: TC/EC; SM9223B-Colilert-enumeration: TC/EC; HPC-Simplate.

Non-Potable Water
SM4500H-B, SM2510B, SM2540C, SM2320B, SM4500Cl-B, SM4500NH3-B, C, EPA 350.1, NECi: NO3, **SM4500NH3-B, C: TKN, SM4500P-E: Ortho Phosphate, SM4500P-B, E: Total Phosphorus, EPA 410.4, SM5210B, SM5310C, SM4500CN-C, E, SM2540D, SM4500Cl-G, SM4500SO4-E, EPA 1664, EPA 420.1, EPA 300.0:** Cl, SO4, NO3.
EPA 624.1: Volatile Halocarbons, Volatile Aromatics.
EPA 608.3: Chlordane, Toxaphene, Aldrin, Alpha-BHC, Beta-BHC, Gamma-BHC, Delta-BHC, Dieldrin, DDD, DDE, DDT, Endosulfan I, Endosulfan II, Endosulfan Sulfate, Endrin, Endrin Aldehyde, Heptachlor, Heptachlor Epoxide, PCBs.
EPA 625.1: SVOC-Acid Extractables and Base/Neutrals
Microbiology: SM9223B-Colilert: E. coli (Ambient and Wastewater), **SM9223B-Colilert-18:** Fecal Coliform (Wastewater).

Certification IDs:

PAS-WES2 Westborough Facility – 8 Walkup Dr. Westborough, MA 01581
CT PH-0826, IL 200077, IN C-MA-03, KY KY98045, ME MA00086, MD 348, MA M-MA086, NH 2064, NJ MA935, NY 11148, NC (NPW/SCM) 666, OR MA-1316, PA 68-03671, RI LAO00065, TX T104704476, VT VT-0935, VA 460195.

PAS-MANS Mansfield Facility – 320 Forbes Blvd. Mansfield, MA 02048
ANAB/DoD L2474, CA 3117, CO MA00030, CT PH-0825, IL 200081, IN C-MA-04, KY KY98046, LA 85084, ME MA00030, MD 350, MA M-MA00030, MI 9110, MN 025-999-495, NV MA00030, NH 2062, NJ MA015, NY 11627, NC (NPW/SCM) 685, OR MA-0262, PA 68-02089, RI LAO00299, TX T-104704419, UT MA00030, VT VT-0015, VA 460194, WA C954.

PAS-MAN1 Mansfield Air Lab Facility – 120 Forbes Blvd. Mansfield, MA 02048
ANAB/DoD L2474, LA 245052, ME MA01156, MN 025-999-498, NH 2249, NJ MA025, NY 12191, OR 4203, TX T104704583, VA 460311, WA C1104.

PAS-ELON East Longmeadow Facility – 39 Spruce St. East Longmeadow, MA 01028
CT PH-0821, ME MA00100, MI 9100, NC (DENR) 652, NC (DW) 25703, MA M-MA100, NH (Secondary) 2516, NH (Primary) 2557, NJ MA007, NY 10899, PA 68-05812, RI LAO00373, VA 460217, VT-255716, WV DEP 419, WV-DW 9979C, LA 05130, LA-DW LA042, MD-DW 373, OH 87781.

For a complete listing of analytes and methods, please contact your Project Manager.

Pace

CHAIN OF CUSTODY

PAGE 1 OF 1

Date Rec'd in Lab: 08/07/26

Pace Job #: L2650741

WESTBORO, MA TEL: 508-898-9220 FAX: 508-898-9193
MANSFIELD, MA TEL: 508-822-9300 FAX: 508-822-3288

Client Information

Client: Sunoco Pipeline(SPLP)
Address: 100 Green St
Marcus Hook, PA
Phone: 610-859-6297
Fax:
Email: bradford.fish@energytransfer.com
☐ These samples have been previously analyzed by Pace

Project Information

Project Name: E-25060-RL-2530065
Project Location: Washington Crossing, PA
Project #: 058161
Project Manager: Mark Schaeffer
Pace Quote #:

Turn-Around Time

☐ Standard ☒ RUSH (only confirmed if pre-approved)
Date Due: 5-day TAT Time:

Report Information - Data Deliverables

☐ FAX ☐ EMAIL
☐ ADEx ☐ Add'l Deliverables

Billing Information

☐ Same as Client info PO #:

Regulatory Requirements/Report Limits

State /Fed Program | Criteria

Other Project Specific Requirements/Comments/Detection Limits:
Data Package: Level IV including CTEH & Environemental Standards EDDs; Bill to SPLP; VOC8260 list – benzene, toluene, ethylbenzene, total xylenes, methyl tert-butyl ether (MTBE), naphthalene, isopropylbenzene, 1,3,5-trimethylbenzene, 1,2,4-trimethylbenzene, 1,2-dichloroethane (EDC)

SAMPLE HANDLING
Filtration
☒ Done
☐ Not needed
☐ Lab to do
Preservation
☐ Lab to do
(Please specify below)

Pace Lab ID (Lab Use Only)	Sample ID	Collection Date	Collection Time	Sample Matrix	Sampler's Initials	VOCs- USEPA 8260C	EDB- USEPA 8011	Lead(dissolved)- USEPA 6020B	Sample Specific Comments	TOTAL # BOTTLES
5074 1-01	UMPA260806TB	8/06/26	--	TB	--	X	X		Trip Blank	4

Container Type	V	V	P
Preservative	B	H	C

Relinquished By:	Date/Time	Received By:	Date/Time
Anton A Antt Stanley	8/6/26 1620	J Dunes - PICD	8/6/26 1620
J Dunes PICD	8/6/26	AC	8-7 0200

Please print clearly, legibly and completely. Samples can not be logged in and turnaround time clock will not start until any ambiguities are resolved. All samples submitted are subject to Pace's Terms and Conditions. See reverse side.

FORM NO: 01-01 (rev. 25-FEB-25)

AC 8-7 0400 → 0810717 6-0400

Sample Delivery Group Summary

Pace Job Number : L2650741

Received : 06-AUG-2026
Reviewer : Brendan Grady

Account Name : Stantec, Inc.
Project Number : 058161
Project Name : E-25060-RL-2530065

Delivery Information

Samples Delivered By : Pace Courier

Chain of Custody : Present

Cooler Information

Cooler	Seal/Seal#	Preservation	Temperature(°C)	Additional Information
A	Absent/	Ice	3.6	
B	Absent/	Ice	3.5	

Condition Information

1) All samples on COC received?	**YES**
2) Extra samples received?	**NO**
3) Are there any sample container discrepancies?	**NO**
4) Are there any discrepancies between COC & sample labels?	**NO**
5) Are samples in appropriate containers for requested analysis?	**YES**
6) Are samples properly preserved for requested analysis?	**YES**
7) Are samples within holding time for requested analysis?	**YES**
8) All sampling equipment returned?	**NA**

Volatile Organics/VPH

1) Reagent Water Vials Frozen by Client?	**NO**

ANALYTICAL REPORT

Lab Number:	L2650742
Client:	Stantec, Inc. 1060 Andrew Drive Suite 140 West Chester, PA 19380
ATTN:	Mark Schaeffer
Phone:	(610) 407-7943
Project Name:	E-25060-RL-2530065
Project Number:	058161
Report Date:	08/12/26

The original project report/data package is held by Pace Analytical Services. This report/data package is paginated and should be reproduced only in its entirety. Pace Analytical Services holds no responsibility for results and/or data that are not consistent with the original.

Eight Walkup Drive, Westborough, MA 01581-1019
508-898-9220 (Fax) 508-898-9193 800-624-9220 - www.alphalab.com

Project Name: E-25060-RL-2530065
Project Number: 058161

Lab Number: L2650742
Report Date: 08/12/26

Lab Sample ID	Client ID	Matrix	Sample Location	Collection Date/Time	Receive Date
L2650742-01	UMPA260805EB	EQUIPMENT BLANK	WASHINGTON CROSSING, PA	08/05/26 15:45	08/06/26

Project Name:	E-25060-RL-2530065	**Lab Number:**	L2650742
Project Number:	058161	**Report Date:**	08/12/26

Case Narrative

The samples were received in accordance with the Chain of Custody and no significant deviations were encountered during the preparation or analysis unless otherwise noted. Sample Receipt, Container Information, and the Chain of Custody are located at the back of the report.

Results contained within this report relate only to the samples submitted under this Pace Lab Number and meet NELAP requirements for all NELAP accredited parameters unless otherwise noted in the following narrative. The data presented in this report is organized by parameter (i.e. VOC, SVOC, etc.). Sample specific Quality Control data (i.e. Surrogate Spike Recovery) is reported at the end of the target analyte list for each individual sample, followed by the Laboratory Batch Quality Control at the end of each parameter. Tentatively Identified Compounds (TICs), if requested, are reported for compounds identified to be present and are not part of the method/program Target Compound List, even if only a subset of the TCL are being reported. If a sample was re-analyzed or re-extracted due to a required quality control corrective action and if both sets of data are reported, the Laboratory ID of the re-analysis or re-extraction is designated with an "R" or "RE", respectively.

When multiple Batch Quality Control elements are reported (e.g. more than one LCS), the associated samples for each element are noted in the grey shaded header line of each data table. Any Laboratory Batch, Sample Specific % recovery or RPD value that is outside the listed Acceptance Criteria is bolded in the report. In reference to questions H (CAM) or 4 (RCP) when "NO" is checked, the performance criteria for CAM and RCP methods allow for some quality control failures to occur and still be within method compliance. In these instances, the specific failure is not narrated but noted in the associated QC Outlier Summary Report, located directly after the Case Narrative. QC information is also incorporated in the Data Usability Assessment table (Format 11) of our Data Merger tool, where it can be reviewed in conjunction with the sample result, associated regulatory criteria and any associated data usability implications.

Soil/sediments and solids are reported on a dry weight basis unless otherwise noted. Tissues are reported "as received" or on a wet weight basis, unless otherwise noted. Definitions of all data qualifiers and acronyms used in this report are provided in the Glossary located at the back of the report.

HOLD POLICY - For samples submitted on hold, Pace's policy is to hold samples (with the exception of Air canisters) free of charge for 21 calendar days from the date the project is completed. After 21 calendar days, we will dispose of all samples submitted including those put on hold unless you have contacted your Pace Project Manager and made arrangements for Pace to continue to hold the samples. Air canisters will be disposed after 3 business days from the date the project is completed.

Please contact Project Management at 800-624-9220 with any questions.

Project Name:	E-25060-RL-2530065	**Lab Number:**	L2650742
Project Number:	058161	**Report Date:**	08/12/26

Case Narrative (continued)

Report Submission

All non-detect (ND) or estimated concentrations (J-qualified) have been quantitated to the limit noted in the MDL column.

I, the undersigned, attest under the pains and penalties of perjury that, to the best of my knowledge and belief and based upon my personal inquiry of those responsible for providing the information contained in this analytical report, such information is accurate and complete. This certificate of analysis is not complete unless this page accompanies any and all pages of this report.

Authorized Signature: Kylie Morse

Title: Technical Director/Representative Date: 08/12/26

QC OUTLIER SUMMARY REPORT

Project Name: E-25060-RL-2530065

Project Number: 058161

Lab Number: L2650742

Report Date: 08/12/26

Method	Client ID (Native ID)	Lab ID	Parameter	QC Type	Recovery/RPD (%)	QC Limits (%)	Associated Samples	Data Quality Assessment

There are no QC Outliers associated with this report.

ORGANICS

VOLATILES

Project Name: E-25060-RL-2530065 **Lab Number:** L2650742

Project Number: 058161 **Report Date:** 08/12/26

SAMPLE RESULTS

Lab ID: L2650742-01
Client ID: UMPA260805EB
Sample Location: WASHINGTON CROSSING, PA

Date Collected: 08/05/26 15:45
Date Received: 08/06/26
Field Prep: Refer to COC

Sample Depth:
Matrix: Equipment Blank
Analytical Method: 1,8011
Analytical Date: 08/10/26 11:26
Analyst: DLP

Extraction Method: EPA 8011
Extraction Date: 08/10/26 08:28

Parameter	Result	Qualifier	Units	RL	MDL	Dilution Factor	Column
Microextractables by GC - Westborough Lab							
1,2-Dibromoethane	ND		ug/l	0.010	0.005	1	A

Project Name: E-25060-RL-2530065 **Lab Number:** L2650742

Project Number: 058161 **Report Date:** 08/12/26

SAMPLE RESULTS

Lab ID: L2650742-01 Date Collected: 08/05/26 15:45

Client ID: UMPA260805EB Date Received: 08/06/26

Sample Location: WASHINGTON CROSSING, PA Field Prep: Refer to COC

Sample Depth:

Matrix: Equipment Blank

Analytical Method: 1,8260D

Analytical Date: 08/08/26 12:21

Analyst: GMT

Parameter	Result	Qualifier	Units	RL	MDL	Dilution Factor
Volatile Organics by GC/MS - Westborough Lab						
Methyl tert butyl ether	ND		ug/l	1.0	0.17	1
Benzene	ND		ug/l	0.50	0.16	1
1,2-Dichloroethane	ND		ug/l	0.50	0.13	1
Toluene	ND		ug/l	0.75	0.20	1
Ethylbenzene	ND		ug/l	0.50	0.17	1
p/m-Xylene	ND		ug/l	1.0	0.33	1
o-Xylene	ND		ug/l	1.0	0.39	1
Xylenes, Total	ND		ug/l	1.0	0.33	1
Isopropylbenzene	ND		ug/l	0.50	0.19	1
1,3,5-Trimethylbenzene	ND		ug/l	2.5	0.22	1
1,2,4-Trimethylbenzene	ND		ug/l	2.5	0.19	1
Naphthalene	ND		ug/l	1.0	0.22	1

Surrogate	% Recovery	Qualifier	Acceptance Criteria
1,2-Dichloroethane-d4	124		70-130
Toluene-d8	97		70-130
4-Bromofluorobenzene	114		70-130
Dibromofluoromethane	111		70-130

Project Name: E-25060-RL-2530065 **Lab Number:** L2650742

Project Number: 058161 **Report Date:** 08/12/26

Method Blank Analysis
Batch Quality Control

Analytical Method: 1,8011
Analytical Date: 08/10/26 10:05
Analyst: DLP

Extraction Method: EPA 8011
Extraction Date: 08/10/26 08:28

Parameter	Result	Qualifier	Units	RL	MDL	
Microextractables by GC - Westborough Lab for sample(s): 01 Batch: WG2253124-1						
1,2-Dibromoethane	ND		ug/l	0.010	0.005	A

Project Name: E-25060-RL-2530065 **Lab Number:** L2650742

Project Number: 058161 **Report Date:** 08/12/26

Method Blank Analysis
Batch Quality Control

Analytical Method: 1,8260D
Analytical Date: 08/08/26 11:14
Analyst: PID

Parameter	Result	Qualifier	Units	RL	MDL
Volatile Organics by GC/MS - Westborough Lab for sample(s): 01 Batch: WG2253285-5					
Methyl tert butyl ether	ND		ug/l	1.0	0.17
Benzene	ND		ug/l	0.50	0.16
1,2-Dichloroethane	ND		ug/l	0.50	0.13
Toluene	ND		ug/l	0.75	0.20
Ethylbenzene	ND		ug/l	0.50	0.17
p/m-Xylene	ND		ug/l	1.0	0.33
o-Xylene	ND		ug/l	1.0	0.39
Xylenes, Total	ND		ug/l	1.0	0.33
Isopropylbenzene	ND		ug/l	0.50	0.19
1,3,5-Trimethylbenzene	ND		ug/l	2.5	0.22
1,2,4-Trimethylbenzene	ND		ug/l	2.5	0.19
Naphthalene	ND		ug/l	1.0	0.22

Surrogate	%Recovery	Qualifier	Acceptance Criteria
1,2-Dichloroethane-d4	118		70-130
Toluene-d8	99		70-130
4-Bromofluorobenzene	116		70-130
Dibromofluoromethane	107		70-130

Lab Control Sample Analysis
Batch Quality Control

Project Name: E-25060-RL-2530065
Project Number: 058161
Lab Number: L2650742
Report Date: 08/12/26

Parameter	LCS %Recovery	Qual	LCSD %Recovery	Qual	%Recovery Limits	RPD	Qual	RPD Limits	Column
Microextractables by GC - Westborough Lab Associated sample(s): 01 Batch: WG2253124-2									
1,2-Dibromoethane	116		-		60-140	-			A

Lab Control Sample Analysis
Batch Quality Control

Project Name: E-25060-RL-2530065
Project Number: 058161
Lab Number: L2650742
Report Date: 08/12/26

Parameter	LCS %Recovery	Qual	LCSD %Recovery	Qual	%Recovery Limits	RPD	Qual	RPD Limits
Volatile Organics by GC/MS - Westborough Lab Associated sample(s): 01 Batch: WG2253285-3 WG2253285-4								
Methyl tert butyl ether	96		100		63-130	4		20
Benzene	110		110		70-130	0		20
1,2-Dichloroethane	120		120		70-130	0		20
Toluene	100		110		70-130	10		20
Ethylbenzene	110		110		70-130	0		20
p/m-Xylene	100		105		70-130	5		20
o-Xylene	100		100		70-130	0		20
Isopropylbenzene	100		120		70-130	18		20
1,3,5-Trimethylbenzene	110		120		64-130	9		20
1,2,4-Trimethylbenzene	100		110		70-130	10		20
Naphthalene	84		100		70-130	17		20

Surrogate	LCS %Recovery	Qual	LCSD %Recovery	Qual	Acceptance Criteria
1,2-Dichloroethane-d4	120		121		70-130
Toluene-d8	102		103		70-130
4-Bromofluorobenzene	108		115		70-130
Dibromofluoromethane	105		104		70-130

METALS

Project Name: E-25060-RL-2530065 **Lab Number:** L2650742

Project Number: 058161 **Report Date:** 08/12/26

SAMPLE RESULTS

Lab ID: L2650742-01 Date Collected: 08/05/26 15:45

Client ID: UMPA260805EB Date Received: 08/06/26

Sample Location: WASHINGTON CROSSING, PA Field Prep: Refer to COC

Sample Depth:

Matrix: Equipment Blank

Parameter	Result	Qualifier	Units	RL	MDL	Dilution Factor	Date Prepared	Date Analyzed	Prep Method	Analytical Method	Analyst
Dissolved Metals - Mansfield Lab											
Lead, Dissolved	ND		ug/l	1.000	0.3430	1	08/11/26 15:23	08/11/26 20:50	EPA 3005A	1,6020B	CEY

Project Name: E-25060-RL-2530065 **Lab Number:** L2650742

Project Number: 058161 **Report Date:** 08/12/26

Method Blank Analysis
Batch Quality Control

Parameter	Result	Qualifier	Units	RL	MDL	Dilution Factor	Date Prepared	Date Analyzed	Analytical Method	Analyst
Dissolved Metals - Mansfield Lab for sample(s): 01 Batch: WG2253909-1										
Lead, Dissolved	ND		ug/l	1.000	0.3430	1	08/11/26 15:23	08/11/26 19:46	1,6020B	CEY

Prep Information

Digestion Method: EPA 3005A

Lab Control Sample Analysis
Batch Quality Control

Project Name: E-25060-RL-2530065
Project Number: 058161
Lab Number: L2650742
Report Date: 08/12/26

Parameter	LCS %Recovery	Qual	LCSD %Recovery	Qual	%Recovery Limits	RPD	Qual	RPD Limits
Dissolved Metals - Mansfield Lab Associated sample(s): 01 Batch: WG2253909-2								
Lead, Dissolved	104		-		80-120	-		

Matrix Spike Analysis
Batch Quality Control

Project Name: E-25060-RL-2530065
Project Number: 058161

Lab Number: L2650742
Report Date: 08/12/26

Parameter	Native Sample	MS Added	MS Found	MS %Recovery	Qual	MSD Found	MSD %Recovery	Qual	Recovery Limits	RPD	Qual	RPD Limits
Dissolved Metals - Mansfield Lab Associated sample(s): 01 QC Batch ID: WG2253909-3 QC Sample: L2650715-01 Client ID: MS Sample												
Lead, Dissolved	ND	530	526.9	99		-	-		75-125	-		

Project Name: E-25060-RL-2530065
Project Number: 058161

Lab Number: L2650742
Report Date: 08/12/26

Sample Receipt and Container Information

Were project specific reporting limits specified? YES

Cooler Information

Cooler	Custody Seal
A	Absent
B	Absent

Container Information

Container ID	Container Type	Cooler	Initial pH	Final pH	Temp deg C	Pres	Seal	Frozen Date/Time	Analysis(*)
L2650742-01A	Vial HCl preserved	NA	NA			Y	Absent		PA-8260(14)
L2650742-01B	Vial HCl preserved	NA	NA			Y	Absent		PA-8260(14)
L2650742-01C	Vial HCl preserved	NA	NA			Y	Absent		PA-8260(14)
L2650742-01D	Vial Na2S2O3 preserved	NA	NA			Y	Absent		8011(14)
L2650742-01E	Vial Na2S2O3 preserved	NA	NA			Y	Absent		8011(14)
L2650742-01F	Plastic 250ml HNO3 preserved	NA	<2	<2		Y	Absent		PB-6020S-PPB(180)

*Values in parentheses indicate holding time in days

Project Name: E-25060-RL-2530065 **Lab Number:** L2650742

Project Number: 058161 **Report Date:** 08/12/26

GLOSSARY

Acronyms

DL - Detection Limit: This value represents the level to which target analyte concentrations are reported as estimated values, when those target analyte concentrations are quantified below the limit of quantitation (LOQ). The DL includes any adjustments from dilutions, concentrations or moisture content, where applicable. (DoD report formats only.)

EDL - Estimated Detection Limit: This value represents the level to which target analyte concentrations are reported as estimated values, when those target analyte concentrations are quantified below the reporting limit (RL). The EDL includes any adjustments from dilutions, concentrations or moisture content, where applicable. The use of EDLs is specific to the analysis of PAHs using Solid-Phase Microextraction (SPME).

EMPC - Estimated Maximum Possible Concentration: The concentration that results from the signal present at the retention time of an analyte when the ions meet all of the identification criteria except the ion abundance ratio criteria. An EMPC is a worst-case estimate of the concentration.

EPA - Environmental Protection Agency.

LCS - Laboratory Control Sample: A sample matrix, free from the analytes of interest, spiked with verified known amounts of analytes or a material containing known and verified amounts of analytes.

LCSD - Laboratory Control Sample Duplicate: Refer to LCS.

LFB - Laboratory Fortified Blank: A sample matrix, free from the analytes of interest, spiked with verified known amounts of analytes or a material containing known and verified amounts of analytes.

LOD - Limit of Detection: This value represents the level to which a target analyte can reliably be detected for a specific analyte in a specific matrix by a specific method. The LOD includes any adjustments from dilutions, concentrations or moisture content, where applicable. (DoD report formats only.)

LOQ - Limit of Quantitation: The value at which an instrument can accurately measure an analyte at a specific concentration. The LOQ includes any adjustments from dilutions, concentrations or moisture content, where applicable. (DoD report formats only.)

Limit of Quantitation: The value at which an instrument can accurately measure an analyte at a specific concentration. The LOQ includes any adjustments from dilutions, concentrations or moisture content, where applicable. (DoD report formats only.)

MDL - Method Detection Limit: This value represents the level to which target analyte concentrations are reported as estimated values, when those target analyte concentrations are quantified below the reporting limit (RL). The MDL includes any adjustments from dilutions, concentrations or moisture content, where applicable.

MS - Matrix Spike Sample: A sample prepared by adding a known mass of target analyte to a specified amount of matrix sample for which an independent estimate of target analyte concentration is available. For Method 332.0, the spike recovery is calculated using the native concentration, including estimated values.

MSD - Matrix Spike Sample Duplicate: Refer to MS.

NA - Not Applicable.

NC - Not Calculated: Term is utilized when one or more of the results utilized in the calculation are non-detect at the parameter's reporting unit.

NDPA/DPA - N-Nitrosodiphenylamine/Diphenylamine.

NI - Not Ignitable.

NP - Non-Plastic: Term is utilized for the analysis of Atterberg Limits in soil.

NR - No Results: Term is utilized when 'No Target Compounds Requested' is reported for the analysis of Volatile or Semivolatile Organic TIC only requests.

RL - Reporting Limit: The value at which an instrument can accurately measure an analyte at a specific concentration. The RL includes any adjustments from dilutions, concentrations or moisture content, where applicable.

RPD - Relative Percent Difference: The results from matrix and/or matrix spike duplicates are primarily designed to assess the precision of analytical results in a given matrix and are expressed as relative percent difference (RPD). Values which are less than five times the reporting limit for any individual parameter are evaluated by utilizing the absolute difference between the values; although the RPD value will be provided in the report.

SRM - Standard Reference Material: A reference sample of a known or certified value that is of the same or similar matrix as the associated field samples.

STLP - Semi-dynamic Tank Leaching Procedure per EPA Method 1315.

TEF - Toxic Equivalency Factors: The values assigned to each dioxin and furan to evaluate their toxicity relative to 2,3,7,8-TCDD.

TEQ - Toxic Equivalent: The measure of a sample's toxicity derived by multiplying each dioxin and furan by its corresponding TEF and then summing the resulting values.

TIC - Tentatively Identified Compound: A compound that has been identified to be present and is not part of the target compound list (TCL) for the method and/or program. All TICs are qualitatively identified and reported as estimated concentrations.

Report Format: DU Report with 'J' Qualifiers

Project Name:	E-25060-RL-2530065	**Lab Number:**	L2650742
Project Number:	058161	**Report Date:**	08/12/26

Footnotes

1 - The reference for this analyte should be considered modified since this analyte is absent from the target analyte list of the original method.

Terms

Analytical Method: Both the document from which the method originates and the analytical reference method. (Example: EPA 8260B is shown as 1,8260B.) The codes for the reference method documents are provided in the References section of the Addendum.

Chlordane: The target compound Chlordane (CAS No. 57-74-9) is reported for GC ECD analyses. Per EPA,this compound "refers to a mixture of chlordane isomers, other chlorinated hydrocarbons and numerous other components." (Reference: USEPA Toxicological Review of Chlordane, In Support of Summary Information on the Integrated Risk Information System (IRIS), December 1997.)

Difference: With respect to Total Oxidizable Precursor (TOP) Assay analysis, the difference is defined as the Post-Treatment value minus the Pre-Treatment value.

Final pH: As it pertains to Sample Receipt & Container Information section of the report, Final pH reflects pH of container determined after adjustment at the laboratory, if applicable. If no adjustment required, value reflects Initial pH.

Frozen Date/Time: With respect to Volatile Organics in soil, Frozen Date/Time reflects the date/time at which associated Reagent Water-preserved vials were initially frozen. Note: If frozen date/time is beyond 48 hours from sample collection, value will be reflected in 'bold'.

Gasoline Range Organics (GRO): Gasoline Range Organics (GRO) results include all chromatographic peaks eluting from Methyl tert butyl ether through Naphthalene, with the exception of GRO analysis in support of State of Ohio programs, which includes all chromatographic peaks eluting from Hexane through Dodecane.

Initial pH: As it pertains to Sample Receipt & Container Information section of the report, Initial pH reflects pH of container determined upon receipt, if applicable.

PAH Total: With respect to Alkylated PAH analyses, the 'PAHs, Total' result is defined as the summation of results for all or a subset of the following compounds: Naphthalene, C1-C4 Naphthalenes, 2-Methylnaphthalene, 1-Methylnaphthalene, Biphenyl, Acenaphthylene, Acenaphthene, Fluorene, C1-C3 Fluorenes, Phenanthrene, C1-C4 Phenanthrenes/Anthracenes, Anthracene, Fluoranthene, Pyrene, C1-C4 Fluoranthenes/Pyrenes, Benz(a)anthracene, Chrysene, C1-C4 Chrysenes, Benzo(b)fluoranthene, Benzo(j)+(k)fluoranthene, Benzo(e)pyrene, Benzo(a)pyrene, Perylene, Indeno(1,2,3-cd)pyrene, Dibenz(ah)+(ac)anthracene, Benzo(g,h,i)perylene. If a 'Total' result is requested, the results of its individual components will also be reported.

PFAS Total: With respect to PFAS analyses, the 'PFAS, Total (5)' result is defined as the summation of results for: PFHpA, PFHxS, PFOA, PFNA and PFOS. In addition, the 'PFAS, Total (6)' result is defined as the summation of results for: PFHpA, PFHxS, PFOA, PFNA, PFDA and PFOS. For MassDEP DW compliance analysis only, the 'PFAS, Total (6)' result is defined as the summation of results at or above the RL. Note: If a 'Total' result is requested, the results of its individual components will also be reported.

Total: With respect to Organic analyses, a 'Total' result is defined as the summation of results for individual isomers or Aroclors. If a 'Total' result is requested, the results of its individual components will also be reported. This is applicable to 'Total' results for methods 8260, 8081 and 8082.

Data Qualifiers

A - Spectra identified as "Aldol Condensates" are byproducts of the extraction/concentration procedures when acetone is introduced in the process.

B - The analyte was detected above the reporting limit in the associated method blank. Flag only applies to associated field samples that have detectable concentrations of the analyte at less than ten times (10x) the concentration found in the blank. For MCP-related projects, flag only applies to associated field samples that have detectable concentrations of the analyte at less than ten times (10x) the concentration found in the blank. For DOD-related projects, flag only applies to associated field samples that have detectable concentrations of the analyte at less than ten times (10x) the concentration found in the blank AND the analyte was detected above one-half the reporting limit (or above the reporting limit for common lab contaminants) in the associated method blank. For NJ-Air-related projects, flag only applies to associated field samples that have detectable concentrations of the analyte above the reporting limit. For NJ-related projects (excluding Air), flag only applies to associated field samples that have detectable concentrations of the analyte, which was detected above the reporting limit in the associated method blank or above five times the reporting limit for common lab contaminants (Phthalates, Acetone, Methylene Chloride, 2-Butanone).

C - Co-elution: The target analyte co-elutes with a known lab standard (i.e. surrogate, internal standards, etc.) for co-extracted analyses.

D - Concentration of analyte was quantified from diluted analysis. Flag only applies to field samples that have detectable concentrations of the analyte.

E - Concentration of analyte exceeds the range of the calibration curve and/or linear range of the instrument.

F - The ratio of quantifier ion response to qualifier ion response falls outside of the laboratory criteria. Results are considered to be an estimated maximum concentration.

G - The concentration may be biased high due to matrix interferences (i.e, co-elution) with non-target compound(s). The result should be considered estimated.

H - The analysis of pH was performed beyond the regulatory-required holding time of 15 minutes from the time of sample collection.

I - The lower value for the two columns has been reported due to obvious interference.

J - Estimated value. The Target analyte concentration is below the quantitation limit (RL), but above the Method Detection Limit (MDL) or Estimated Detection Limit (EDL) for SPME-related analyses. This represents an estimated concentration for Tentatively Identified Compounds (TICs). For calculated parameters, this represents that one or more values used in the calculation were

Project Name:	E-25060-RL-2530065	**Lab Number:**	L2650742
Project Number:	058161	**Report Date:**	08/12/26

Data Qualifiers

estimated.

M - Reporting Limit (RL) exceeds the MCP CAM Reporting Limit for this analyte.

ND - Not detected at the method detection limit (MDL) for the sample, or estimated detection limit (EDL) for SPME-related analyses.

NJ - Presumptive evidence of compound. This represents an estimated concentration for Tentatively Identified Compounds (TICs), where the identification is based on a mass spectral library search.

P - The RPD between the results for the two columns exceeds the method-specified criteria.

Q - The quality control sample exceeds the associated acceptance criteria. For DOD-related projects, LCS and/or Continuing Calibration Standard exceedences are also qualified on all associated sample results. Note: This flag is not applicable for matrix spike recoveries when the sample concentration is greater than 4x the spike added or for batch duplicate RPD when the sample concentrations are less than 5x the RL. (Metals only.)

R - Analytical results are from sample re-analysis.

RE - Analytical results are from sample re-extraction.

S - Analytical results are from modified screening analysis.

V - The surrogate associated with this target analyte has a recovery outside the QC acceptance limits. (Applicable to MassDEP DW Compliance samples only.)

Z - The batch matrix spike and/or duplicate associated with this target analyte has a recovery/RPD outside the QC acceptance limits. (Applicable to MassDEP DW Compliance samples only.)

Project Name: E-25060-RL-2530065 **Lab Number:** L2650742

Project Number: 058161 **Report Date:** 08/12/26

REFERENCES

1 Test Methods for Evaluating Solid Waste: Physical/Chemical Methods. EPA SW-846. Third Edition. Updates I - VI, 2018.

LIMITATION OF LIABILITIES

Pace Analytical Services performs services with reasonable care and diligence normal to the analytical testing laboratory industry. In the event of an error, the sole and exclusive responsibility of Pace Analytical Services shall be to re-perform the work at it's own expense. In no event shall Pace Analytical Services be held liable for any incidental, consequential or special damages, including but not limited to, damages in any way connected with the use of, interpretation of, information or analysis provided by Pace Analytical Services.

We strongly urge our clients to comply with EPA protocol regarding sample volume, preservation, cooling, containers, sampling procedures, holding time and splitting of samples in the field.

ENV-FORM-WES2-0065 v03 Certificate/Approval Program Summary

Certification Information

The following analytes are not included in our Primary NELAP Scope of Accreditation:

PAS-WES2 Westborough Facility – 8 Walkup Dr. Westborough, MA 01581
EPA 8260D: NPW: 1,2,4,5-Tetramethylbenzene; 4-Ethyltoluene; SCM: Iodomethane (methyl iodide), 1,2,4,5-Tetramethylbenzene; 4-Ethyltoluene.
EPA 8270E: NPW: Dimethylnaphthalene,1,4-Diphenylhydrazine, alpha-Terpineol, Azobenzene; SCM: Dimethylnaphthalene,1,4-Diphenylhydrazine.
SM4500: NPW: Amenable Cyanide; SCM: Total Phosphorus, TKN, NO2, NO3.

PAS-MANS Mansfield Facility – 320 Forbes Blvd. Mansfield, MA 02048
SM 2540D: TSS.
Biological Tissue Matrix: EPA 3050B

PAS-MAN1 Mansfield Facility – 120 Forbes Blvd. Mansfield, MA 02048
EPA TO-15: Halothane, 2,4,4-Trimethyl-2-pentene, 2,4,4-Trimethyl-1-pentene, Thiophene, 2-Methylthiophene, 3-Methylthiophene, 2-Ethylthiophene, 1,2,3-Trimethylbenzene, Indan, Indene, 1,2,4,5-Tetramethylbenzene, Benzothiophene, 1-Methylnaphthalene.
MADEP-APH.

PAS-ELON East Longmeadow Facility – 39 Spruce Street East Longmeadow, MA 01028
EPA 524.2: 1,3,5-Trichlorobenzene, m/p-Xylene, o-xylene.
EPA 625.1: 1,2-Dichlorobenzene, 1,3-Dichlorobenzene, 1,4-Dichlorobenzene, N-Nitrosodiphenylamine**.**
EPA 8081B NPW and SCM: Alachlor, Endrin Ketone, Hexachlorobenzene.
EPA 8260D NPW: Tetrahydrofuran, 1,3,5-Trichlorobenzene; **SCM:** TAME, TBEE, Diethyl ether, DIPE, Tetrahydrofuran. 1,3,5-Trichlorobenzene, Freon-113**.**
EPA 8270E: NPW: Carbazole, 1-Methylnaphthalene, Pentachloronitrobenzene; **SCM:** Carbazole, 1-Methylnaphthalene**.**
EPA TO-13: Air: Benzo(e)pyrene, 1-Methylnaphthalene, 2-Methylnaphthalene, Perylene.
EPA TO-4A Pesticide Air: delta-BHC, Endosulfan I, Endosulfan II, Endosulfan Sulfate, Endrin, Endrin Aldehyde, Endrin Ketone, Hexachlorobenzene, Methoxychlor.
SM4500: NPW: Amenable Cyanide; **SCM:** Total Phosphorus, TKN, NH3, NECi: NO2, NO3, ASTMD516**.**

The following test method is not included in our New Jersey Secondary NELAP Scope of Accreditation:

PAS-MANS Mansfield Facility – 320 Forbes Blvd. Mansfield, MA 02048
Determination of Selected Perfluorinated Alkyl Substances by Solid Phase Extraction and Liquid Chromatography/Tandem Mass Spectrometry Isotope Dilution (via Alpha SOP 23528)

The following analytes are included in our Massachusetts DEP Scope of Accreditation:

PAS-WES2 Westborough Facility – 8 Walkup Dr. Westborough, MA 01581

Drinking Water
EPA 300.0: Chloride, Nitrate-N, Fluoride, Sulfate; **EPA 353.2**: Nitrate-N, Nitrite-N; **SM4500NO3-F**: Nitrate-N, Nitrite-N; **SM4500F-C, SM4500CN-CE, EPA 180.1, SM2130B, SM4500Cl-D, SM2320B, SM2540C, SM4500H-B, SM4500NO2-B**
EPA 504.1: EDB, DBCP.
Microbiology: **SM9215B; SM9223-P/A, SM9223B-Colilert-QT,**.

Non-Potable Water
SM4500H,B, EPA 120.1, SM2510B, SM2540C, SM2320B, SM4500CL-E, SM4500F-BC, SM4500NH3-BH: Ammonia-N and Kjeldahl-N, **EPA 350.1**: Ammonia-N, **LACHAT 10-107-06-1-B**: Ammonia-N, **EPA 351.1, SM4500NO3-F, EPA 353.2**: Nitrate-N**, SM4500P-E, SM4500P-B, E, SM4500SO4-E, SM5220D, EPA 410.4, SM5210B, SM4500CL-G, EPA 1664, EPA 420.1, SM4500-CN-CE, SM2540D, EPA 300: Chloride, Sulfate, Nitrate.**
Microbiology: **SM9223B-Colilert-QT; Enterolert-QT.**

PAS-MANS Mansfield Facility – 320 Forbes Blvd. Mansfield, MA 02048

Drinking Water
EPA 200.7: Al, Ba, Cd, Cr, Cu, Fe, Mn, Ni, Na, Ag, Ca, Zn. **EPA 200.8:** Al, Sb, As, Ba, Be, Cd, Cr, Cu, Pb, Mn, Ni, Se, Ag, TL, Zn. **EPA 245.1** Hg.
EPA 522, EPA 537.1.

Non-Potable Water
EPA 200.7: Al, Sb, As, Be, Cd, Ca, Cr, Co, Cu, Fe, Pb, Mg, Mn, Mo, Ni, K, Se, Ag, Na, Sr, TL, Ti, V, Zn.
EPA 200.8: Al, Sb**,** As, Be, Cd, Ca, Cr, Cu, Fe, Pb, Mg, Mn, Ni, K, Se, Ag, Na, TL, Zn.
EPA 245.1: Hg. **EPA 245.7:** Hg.
SM2340B

ENV-FORM-WES2-0065 v03 Certificate/Approval Program Summary

PAS-ELON East Longmeadow Facility – 39 Spruce Street East Longmeadow, MA 01028

Drinking Water
EPA 300.0: NO3, NO2, Fl, Cl, SO4. **NECI Reductase**: NO3, NO2.
SM4500F-C, SM4500Cl-B, SM4500CN-C,E, EPA 180.1, SM2320B, SM 2540C, SM4500H-B, SM4500SO4-E.
EPA 537.1; EPA 524.2: THMs and VOCs; **EPA 504.1:** EDB, DBCP.
Microbiology: SM9223-P/A: TC/EC; SM9223B-Colilert-enumeration: TC/EC; HPC-Simplate.

Non-Potable Water
SM4500H-B, SM2510B, SM2540C, SM2320B, SM4500Cl-B, SM4500NH3-B, C, EPA 350.1, NECi: NO3, **SM4500NH3-B, C: TKN, SM4500P-E: Ortho Phosphate, SM4500P-B, E: Total Phosphorus, EPA 410.4, SM5210B, SM5310C, SM4500CN-C, E, SM2540D, SM4500Cl-G, SM4500SO4-E, EPA 1664, EPA 420.1, EPA 300.0:** Cl, SO4, NO3.
EPA 624.1: Volatile Halocarbons, Volatile Aromatics.
EPA 608.3: Chlordane, Toxaphene, Aldrin, Alpha-BHC, Beta-BHC, Gamma-BHC, Delta-BHC, Dieldrin, DDD, DDE, DDT, Endosulfan I, Endosulfan II, Endosulfan Sulfate, Endrin, Endrin Aldehyde, Heptachlor, Heptachlor Epoxide, PCBs.
EPA 625.1: SVOC-Acid Extractables and Base/Neutrals
Microbiology: SM9223B-Colilert: E. coli (Ambient and Wastewater), **SM9223B-Colilert-18:** Fecal Coliform (Wastewater).

Certification IDs:

PAS-WES2 Westborough Facility – 8 Walkup Dr. Westborough, MA 01581
CT PH-0826, IL 200077, IN C-MA-03, KY KY98045, ME MA00086, MD 348, MA M-MA086, NH 2064, NJ MA935, NY 11148, NC (NPW/SCM) 666, OR MA-1316, PA 68-03671, RI LAO00065, TX T104704476, VT VT-0935, VA 460195.

PAS-MANS Mansfield Facility – 320 Forbes Blvd. Mansfield, MA 02048
ANAB/DoD L2474, CA 3117, CO MA00030, CT PH-0825, IL 200081, IN C-MA-04, KY KY98046, LA 85084, ME MA00030, MD 350, MA M-MA00030, MI 9110, MN 025-999-495, NV MA00030, NH 2062, NJ MA015, NY 11627, NC (NPW/SCM) 685, OR MA-0262, PA 68-02089, RI LAO00299, TX T-104704419, UT MA00030, VT VT-0015, VA 460194, WA C954.

PAS-MAN1 Mansfield Air Lab Facility – 120 Forbes Blvd. Mansfield, MA 02048
ANAB/DoD L2474, LA 245052, ME MA01156, MN 025-999-498, NH 2249, NJ MA025, NY 12191, OR 4203, TX T104704583, VA 460311, WA C1104.

PAS-ELON East Longmeadow Facility – 39 Spruce St. East Longmeadow, MA 01028
CT PH-0821, ME MA00100, MI 9100, NC (DENR) 652, NC (DW) 25703, MA M-MA100, NH (Secondary) 2516, NH (Primary) 2557, NJ MA007, NY 10899, PA 68-05812, RI LAO00373, VA 460217, VT-255716, WV DEP 419, WV-DW 9979C, LA 05130, LA-DW LA042, MD-DW 373, OH 87781.

For a complete listing of analytes and methods, please contact your Project Manager.

Pace

CHAIN OF CUSTODY

PAGE 1 OF 1

Date Rec'd in Lab: 08/07/26

Pace Job #: L26050742

WESTBORO, MA TEL: 508-898-9220 FAX: 508-898-9193
MANSFIELD, MA TEL: 508-822-9300 FAX: 508-822-3288

Client Information

Client: Sunoco Pipeline(SPLP)
Address: 100 Green St
Marcus Hook, PA
Phone: 610-859-6297
Fax:
Email: bradford.fish@energytransfer.com
☐ These samples have been previously analyzed by Pace

Project Information

Project Name: E-25060-RL-2530065
Project Location: Washington Crossing, PA
Project #: 058161
Project Manager: Mark Schaeffer
Pace Quote #:

Turn-Around Time

☐ Standard ☒ RUSH
Date Due: 5-day TAT Time:

Report Information - Data Deliverables

☐ FAX ☐ EMAIL
☐ ADEx ☐ Add'l Deliverables

Billing Information

☐ Same as Client info PO #:

Regulatory Requirements/Report Limits

State /Fed Program	Criteria

Other Project Specific Requirements/Comments/Detection Limits:
Data Package: Level IV including CTEH & Environemental Standards EDDs, Bill to SPLP; VOC8260 list – benzene, toluene, ethylbenzene, total xylenes, methyl tert-butyl ether (MTBE), naphthalene, isopropylbenzene, 1,3,5-trimethylbenzene, 1,2,4-trimethylbenzene, 1,2-dichloroethane (EDC)

ANALYSIS: VOCs- USEPA 8260C; EDB- USEPA 8011; Lead(dissolved)- USEPA 6020B

SAMPLE HANDLING
Filtration
☒ Done
☐ Not needed
☐ Lab to do
Preservation
☐ Lab to do
(Please specify below)

Pace Lab ID (Lab Use Only)	Sample ID	Collection Date	Collection Time	Sample Matrix	Sampler's Initials	VOCs- USEPA 8260C	EDB- USEPA 8011	Lead(dissolved)- USEPA 6020B	Sample Specific Comments	TOTAL # BOTTLES
50742-01	UMPA260805EB	8/05/26	1545	FB	AA	X	X	X	Equipment Blank	6

Container Type	V	V	P
Preservative	B	H	C

Relinquished By:	Date/Time	Received By:	Date/Time
[illegible] Stantec	8/6/26 1620	[illegible] DWCGN PA LS	8/6/26 1620
[illegible] DWCGN PA LS	8/6/26	AL	8-7 0900

Please print clearly, legibly and completely. Samples can not be logged in and turnaround time clock will not start until any ambiguities are resolved. All samples submitted are subject to Pace's Terms and Conditions. See reverse side.

FORM NO: 01x01 (rev. 25-FEB-25)

AL 8-7 0900 [illegible] PRINT 7/7 R-0100

Sample Delivery Group Summary

Pace Job Number : L2650742

Received : 06-AUG-2026
Reviewer : Brendan Grady

Account Name : Stantec, Inc.
Project Number : 058161
Project Name : E-25060-RL-2530065

Delivery Information

Samples Delivered By : Pace Courier

Chain of Custody : Present

Cooler Information

Cooler	Seal/Seal#	Preservation	Temperature(°C)	Additional Information
A	Absent/	Ice	3.6	
B	Absent/	Ice	3.5	

Condition Information

1) All samples on COC received?	**YES**
2) Extra samples received?	**NO**
3) Are there any sample container discrepancies?	**NO**
4) Are there any discrepancies between COC & sample labels?	**NO**
5) Are samples in appropriate containers for requested analysis?	**YES**
6) Are samples properly preserved for requested analysis?	**YES**
7) Are samples within holding time for requested analysis?	**YES**
8) All sampling equipment returned?	**NA**

Volatile Organics/VPH

1) Reagent Water Vials Frozen by Client?	**NO**

ANALYTICAL REPORT

Lab Number:	L2650743
Client:	Stantec, Inc. 1060 Andrew Drive Suite 140 West Chester, PA 19380
ATTN:	Mark Schaeffer
Phone:	(610) 407-7943
Project Name:	E-25060-RL-2530065
Project Number:	058161
Report Date:	08/12/26

The original project report/data package is held by Pace Analytical Services. This report/data package is paginated and should be reproduced only in its entirety. Pace Analytical Services holds no responsibility for results and/or data that are not consistent with the original.

Eight Walkup Drive, Westborough, MA 01581-1019
508-898-9220 (Fax) 508-898-9193 800-624-9220 - www.alphalab.com

Project Name: E-25060-RL-2530065
Project Number: 058161

Lab Number: L2650743
Report Date: 08/12/26

Lab Sample ID	Client ID	Matrix	Sample Location	Collection Date/Time	Receive Date
L2650743-01	UMPA260806EB	EQUIPMENT BLANK	WASHINGTON CROSSING, PA	08/06/26 14:02	08/06/26

Project Name:	E-25060-RL-2530065	**Lab Number:**	L2650743
Project Number:	058161	**Report Date:**	08/12/26

Case Narrative

The samples were received in accordance with the Chain of Custody and no significant deviations were encountered during the preparation or analysis unless otherwise noted. Sample Receipt, Container Information, and the Chain of Custody are located at the back of the report.

Results contained within this report relate only to the samples submitted under this Pace Lab Number and meet NELAP requirements for all NELAP accredited parameters unless otherwise noted in the following narrative. The data presented in this report is organized by parameter (i.e. VOC, SVOC, etc.). Sample specific Quality Control data (i.e. Surrogate Spike Recovery) is reported at the end of the target analyte list for each individual sample, followed by the Laboratory Batch Quality Control at the end of each parameter. Tentatively Identified Compounds (TICs), if requested, are reported for compounds identified to be present and are not part of the method/program Target Compound List, even if only a subset of the TCL are being reported. If a sample was re-analyzed or re-extracted due to a required quality control corrective action and if both sets of data are reported, the Laboratory ID of the re-analysis or re-extraction is designated with an "R" or "RE", respectively.

When multiple Batch Quality Control elements are reported (e.g. more than one LCS), the associated samples for each element are noted in the grey shaded header line of each data table. Any Laboratory Batch, Sample Specific % recovery or RPD value that is outside the listed Acceptance Criteria is bolded in the report. In reference to questions H (CAM) or 4 (RCP) when "NO" is checked, the performance criteria for CAM and RCP methods allow for some quality control failures to occur and still be within method compliance. In these instances, the specific failure is not narrated but noted in the associated QC Outlier Summary Report, located directly after the Case Narrative. QC information is also incorporated in the Data Usability Assessment table (Format 11) of our Data Merger tool, where it can be reviewed in conjunction with the sample result, associated regulatory criteria and any associated data usability implications.

Soil/sediments and solids are reported on a dry weight basis unless otherwise noted. Tissues are reported "as received" or on a wet weight basis, unless otherwise noted. Definitions of all data qualifiers and acronyms used in this report are provided in the Glossary located at the back of the report.

HOLD POLICY - For samples submitted on hold, Pace's policy is to hold samples (with the exception of Air canisters) free of charge for 21 calendar days from the date the project is completed. After 21 calendar days, we will dispose of all samples submitted including those put on hold unless you have contacted your Pace Project Manager and made arrangements for Pace to continue to hold the samples. Air canisters will be disposed after 3 business days from the date the project is completed.

Please contact Project Management at 800-624-9220 with any questions.

Project Name: E-25060-RL-2530065 **Lab Number:** L2650743
Project Number: 058161 **Report Date:** 08/12/26

Case Narrative (continued)

Report Submission

All non-detect (ND) or estimated concentrations (J-qualified) have been quantitated to the limit noted in the MDL column.

I, the undersigned, attest under the pains and penalties of perjury that, to the best of my knowledge and belief and based upon my personal inquiry of those responsible for providing the information contained in this analytical report, such information is accurate and complete. This certificate of analysis is not complete unless this page accompanies any and all pages of this report.

Authorized Signature: Kylie Morse

Title: Technical Director/Representative Date: 08/12/26

QC OUTLIER SUMMARY REPORT

Project Name: E-25060-RL-2530065

Project Number: 058161

Lab Number: L2650743

Report Date: 08/12/26

Method	Client ID (Native ID)	Lab ID	Parameter	QC Type	Recovery/RPD (%)	QC Limits (%)	Associated Samples	Data Quality Assessment

There are no QC Outliers associated with this report.

ORGANICS

VOLATILES

Project Name: E-25060-RL-2530065 **Lab Number:** L2650743

Project Number: 058161 **Report Date:** 08/12/26

SAMPLE RESULTS

Lab ID: L2650743-01
Client ID: UMPA260806EB
Sample Location: WASHINGTON CROSSING, PA

Date Collected: 08/06/26 14:02
Date Received: 08/06/26
Field Prep: Refer to COC

Sample Depth:
Matrix: Equipment Blank
Analytical Method: 1,8011
Analytical Date: 08/10/26 11:38
Analyst: DLP

Extraction Method: EPA 8011
Extraction Date: 08/10/26 08:28

Parameter	Result	Qualifier	Units	RL	MDL	Dilution Factor	Column
Microextractables by GC - Westborough Lab							
1,2-Dibromoethane	ND		ug/l	0.010	0.005	1	A

Project Name: E-25060-RL-2530065 **Lab Number:** L2650743

Project Number: 058161 **Report Date:** 08/12/26

SAMPLE RESULTS

Lab ID: L2650743-01 Date Collected: 08/06/26 14:02

Client ID: UMPA260806EB Date Received: 08/06/26

Sample Location: WASHINGTON CROSSING, PA Field Prep: Refer to COC

Sample Depth:

Matrix: Equipment Blank

Analytical Method: 1,8260D

Analytical Date: 08/08/26 12:43

Analyst: GMT

Parameter	Result	Qualifier	Units	RL	MDL	Dilution Factor
Volatile Organics by GC/MS - Westborough Lab						
Methyl tert butyl ether	ND		ug/l	1.0	0.17	1
Benzene	ND		ug/l	0.50	0.16	1
1,2-Dichloroethane	ND		ug/l	0.50	0.13	1
Toluene	ND		ug/l	0.75	0.20	1
Ethylbenzene	ND		ug/l	0.50	0.17	1
p/m-Xylene	ND		ug/l	1.0	0.33	1
o-Xylene	ND		ug/l	1.0	0.39	1
Xylenes, Total	ND		ug/l	1.0	0.33	1
Isopropylbenzene	ND		ug/l	0.50	0.19	1
1,3,5-Trimethylbenzene	ND		ug/l	2.5	0.22	1
1,2,4-Trimethylbenzene	ND		ug/l	2.5	0.19	1
Naphthalene	ND		ug/l	1.0	0.22	1

Surrogate	% Recovery	Qualifier	Acceptance Criteria
1,2-Dichloroethane-d4	124		70-130
Toluene-d8	98		70-130
4-Bromofluorobenzene	115		70-130
Dibromofluoromethane	111		70-130

Project Name: E-25060-RL-2530065 **Lab Number:** L2650743

Project Number: 058161 **Report Date:** 08/12/26

Method Blank Analysis
Batch Quality Control

Analytical Method: 1,8011
Analytical Date: 08/10/26 10:05
Analyst: DLP

Extraction Method: EPA 8011
Extraction Date: 08/10/26 08:28

Parameter	Result	Qualifier	Units	RL	MDL	
Microextractables by GC - Westborough Lab for sample(s): 01 Batch: WG2253124-1						
1,2-Dibromoethane	ND		ug/l	0.010	0.005	A

Project Name: E-25060-RL-2530065 **Lab Number:** L2650743

Project Number: 058161 **Report Date:** 08/12/26

Method Blank Analysis
Batch Quality Control

Analytical Method: 1,8260D
Analytical Date: 08/08/26 11:14
Analyst: PID

Parameter	Result	Qualifier	Units	RL	MDL
Volatile Organics by GC/MS - Westborough Lab for sample(s): 01 Batch: WG2253285-5					
Methyl tert butyl ether	ND		ug/l	1.0	0.17
Benzene	ND		ug/l	0.50	0.16
1,2-Dichloroethane	ND		ug/l	0.50	0.13
Toluene	ND		ug/l	0.75	0.20
Ethylbenzene	ND		ug/l	0.50	0.17
p/m-Xylene	ND		ug/l	1.0	0.33
o-Xylene	ND		ug/l	1.0	0.39
Xylenes, Total	ND		ug/l	1.0	0.33
Isopropylbenzene	ND		ug/l	0.50	0.19
1,3,5-Trimethylbenzene	ND		ug/l	2.5	0.22
1,2,4-Trimethylbenzene	ND		ug/l	2.5	0.19
Naphthalene	ND		ug/l	1.0	0.22

Surrogate	%Recovery	Qualifier	Acceptance Criteria
1,2-Dichloroethane-d4	118		70-130
Toluene-d8	99		70-130
4-Bromofluorobenzene	116		70-130
Dibromofluoromethane	107		70-130

Lab Control Sample Analysis
Batch Quality Control

Project Name: E-25060-RL-2530065
Project Number: 058161

Lab Number: L2650743
Report Date: 08/12/26

Parameter	LCS %Recovery	Qual	LCSD %Recovery	Qual	%Recovery Limits	RPD	Qual	RPD Limits	Column
Microextractables by GC - Westborough Lab Associated sample(s): 01 Batch: WG2253124-2									
1,2-Dibromoethane	116		-		60-140	-			A

Lab Control Sample Analysis
Batch Quality Control

Project Name: E-25060-RL-2530065
Project Number: 058161
Lab Number: L2650743
Report Date: 08/12/26

Parameter	LCS %Recovery	Qual	LCSD %Recovery	Qual	%Recovery Limits	RPD	Qual	RPD Limits
Volatile Organics by GC/MS - Westborough Lab Associated sample(s): 01 Batch: WG2253285-3 WG2253285-4								
Methyl tert butyl ether	96		100		63-130	4		20
Benzene	110		110		70-130	0		20
1,2-Dichloroethane	120		120		70-130	0		20
Toluene	100		110		70-130	10		20
Ethylbenzene	110		110		70-130	0		20
p/m-Xylene	100		105		70-130	5		20
o-Xylene	100		100		70-130	0		20
Isopropylbenzene	100		120		70-130	18		20
1,3,5-Trimethylbenzene	110		120		64-130	9		20
1,2,4-Trimethylbenzene	100		110		70-130	10		20
Naphthalene	84		100		70-130	17		20

Surrogate	LCS %Recovery	Qual	LCSD %Recovery	Qual	Acceptance Criteria
1,2-Dichloroethane-d4	120		121		70-130
Toluene-d8	102		103		70-130
4-Bromofluorobenzene	108		115		70-130
Dibromofluoromethane	105		104		70-130

METALS

Project Name: E-25060-RL-2530065 **Lab Number:** L2650743

Project Number: 058161 **Report Date:** 08/12/26

SAMPLE RESULTS

Lab ID: L2650743-01 Date Collected: 08/06/26 14:02

Client ID: UMPA260806EB Date Received: 08/06/26

Sample Location: WASHINGTON CROSSING, PA Field Prep: Refer to COC

Sample Depth:

Matrix: Equipment Blank

Parameter	Result	Qualifier	Units	RL	MDL	Dilution Factor	Date Prepared	Date Analyzed	Prep Method	Analytical Method	Analyst
Dissolved Metals - Mansfield Lab											
Lead, Dissolved	ND		ug/l	1.000	0.3430	1	08/11/26 15:23	08/11/26 20:53	EPA 3005A	1,6020B	CEY

Project Name: E-25060-RL-2530065 **Lab Number:** L2650743

Project Number: 058161 **Report Date:** 08/12/26

Method Blank Analysis
Batch Quality Control

Parameter	Result	Qualifier	Units	RL	MDL	Dilution Factor	Date Prepared	Date Analyzed	Analytical Method	Analyst
Dissolved Metals - Mansfield Lab for sample(s): 01 Batch: WG2253909-1										
Lead, Dissolved	ND		ug/l	1.000	0.3430	1	08/11/26 15:23	08/11/26 19:46	1,6020B	CEY

Prep Information

Digestion Method: EPA 3005A

Lab Control Sample Analysis
Batch Quality Control

Project Name: E-25060-RL-2530065
Project Number: 058161
Lab Number: L2650743
Report Date: 08/12/26

Parameter	LCS %Recovery	Qual	LCSD %Recovery	Qual	%Recovery Limits	RPD	Qual	RPD Limits
Dissolved Metals - Mansfield Lab Associated sample(s): 01 Batch: WG2253909-2								
Lead, Dissolved	104		-		80-120	-		

Matrix Spike Analysis
Batch Quality Control

Project Name: E-25060-RL-2530065
Project Number: 058161

Lab Number: L2650743
Report Date: 08/12/26

Parameter	Native Sample	MS Added	MS Found	MS %Recovery	Qual	MSD Found	MSD %Recovery	Qual	Recovery Limits	RPD	Qual	RPD Limits
Dissolved Metals - Mansfield Lab Associated sample(s): 01 QC Batch ID: WG2253909-3 QC Sample: L2650715-01 Client ID: MS Sample												
Lead, Dissolved	ND	530	526.9	99		-	-		75-125	-		

Project Name: E-25060-RL-2530065
Project Number: 058161

Lab Number: L2650743
Report Date: 08/12/26

Sample Receipt and Container Information

Were project specific reporting limits specified? YES

Cooler Information

Cooler	Custody Seal
A	Absent
B	Absent

Container Information

Container ID	Container Type	Cooler	Initial pH	Final pH	Temp deg C	Pres	Seal	Frozen Date/Time	Analysis(*)
L2650743-01A	Vial HCl preserved	NA	NA			Y	Absent		PA-8260(14)
L2650743-01B	Vial HCl preserved	NA	NA			Y	Absent		PA-8260(14)
L2650743-01C	Vial HCl preserved	NA	NA			Y	Absent		PA-8260(14)
L2650743-01D	Vial Na2S2O3 preserved	NA	NA			Y	Absent		8011(14)
L2650743-01E	Vial Na2S2O3 preserved	NA	NA			Y	Absent		8011(14)
L2650743-01F	Plastic 250ml HNO3 preserved	NA	<2	<2		Y	Absent		PB-6020S-PPB(180)

*Values in parentheses indicate holding time in days

Project Name: E-25060-RL-2530065 **Lab Number:** L2650743

Project Number: 058161 **Report Date:** 08/12/26

GLOSSARY

Acronyms

DL	- Detection Limit: This value represents the level to which target analyte concentrations are reported as estimated values, when those target analyte concentrations are quantified below the limit of quantitation (LOQ). The DL includes any adjustments from dilutions, concentrations or moisture content, where applicable. (DoD report formats only.)
EDL	- Estimated Detection Limit: This value represents the level to which target analyte concentrations are reported as estimated values, when those target analyte concentrations are quantified below the reporting limit (RL). The EDL includes any adjustments from dilutions, concentrations or moisture content, where applicable. The use of EDLs is specific to the analysis of PAHs using Solid-Phase Microextraction (SPME).
EMPC	- Estimated Maximum Possible Concentration: The concentration that results from the signal present at the retention time of an analyte when the ions meet all of the identification criteria except the ion abundance ratio criteria. An EMPC is a worst-case estimate of the concentration.
EPA	- Environmental Protection Agency.
LCS	- Laboratory Control Sample: A sample matrix, free from the analytes of interest, spiked with verified known amounts of analytes or a material containing known and verified amounts of analytes.
LCSD	- Laboratory Control Sample Duplicate: Refer to LCS.
LFB	- Laboratory Fortified Blank: A sample matrix, free from the analytes of interest, spiked with verified known amounts of analytes or a material containing known and verified amounts of analytes.
LOD	- Limit of Detection: This value represents the level to which a target analyte can reliably be detected for a specific analyte in a specific matrix by a specific method. The LOD includes any adjustments from dilutions, concentrations or moisture content, where applicable. (DoD report formats only.)
LOQ	- Limit of Quantitation: The value at which an instrument can accurately measure an analyte at a specific concentration. The LOQ includes any adjustments from dilutions, concentrations or moisture content, where applicable. (DoD report formats only.) Limit of Quantitation: The value at which an instrument can accurately measure an analyte at a specific concentration. The LOQ includes any adjustments from dilutions, concentrations or moisture content, where applicable. (DoD report formats only.)
MDL	- Method Detection Limit: This value represents the level to which target analyte concentrations are reported as estimated values, when those target analyte concentrations are quantified below the reporting limit (RL). The MDL includes any adjustments from dilutions, concentrations or moisture content, where applicable.
MS	- Matrix Spike Sample: A sample prepared by adding a known mass of target analyte to a specified amount of matrix sample for which an independent estimate of target analyte concentration is available. For Method 332.0, the spike recovery is calculated using the native concentration, including estimated values.
MSD	- Matrix Spike Sample Duplicate: Refer to MS.
NA	- Not Applicable.
NC	- Not Calculated: Term is utilized when one or more of the results utilized in the calculation are non-detect at the parameter's reporting unit.
NDPA/DPA	- N-Nitrosodiphenylamine/Diphenylamine.
NI	- Not Ignitable.
NP	- Non-Plastic: Term is utilized for the analysis of Atterberg Limits in soil.
NR	- No Results: Term is utilized when 'No Target Compounds Requested' is reported for the analysis of Volatile or Semivolatile Organic TIC only requests.
RL	- Reporting Limit: The value at which an instrument can accurately measure an analyte at a specific concentration. The RL includes any adjustments from dilutions, concentrations or moisture content, where applicable.
RPD	- Relative Percent Difference: The results from matrix and/or matrix spike duplicates are primarily designed to assess the precision of analytical results in a given matrix and are expressed as relative percent difference (RPD). Values which are less than five times the reporting limit for any individual parameter are evaluated by utilizing the absolute difference between the values; although the RPD value will be provided in the report.
SRM	- Standard Reference Material: A reference sample of a known or certified value that is of the same or similar matrix as the associated field samples.
STLP	- Semi-dynamic Tank Leaching Procedure per EPA Method 1315.
TEF	- Toxic Equivalency Factors: The values assigned to each dioxin and furan to evaluate their toxicity relative to 2,3,7,8-TCDD.
TEQ	- Toxic Equivalent: The measure of a sample's toxicity derived by multiplying each dioxin and furan by its corresponding TEF and then summing the resulting values.
TIC	- Tentatively Identified Compound: A compound that has been identified to be present and is not part of the target compound list (TCL) for the method and/or program. All TICs are qualitatively identified and reported as estimated concentrations.

Report Format: DU Report with 'J' Qualifiers

Project Name:	E-25060-RL-2530065	**Lab Number:**	L2650743
Project Number:	058161	**Report Date:**	08/12/26

Footnotes

1 - The reference for this analyte should be considered modified since this analyte is absent from the target analyte list of the original method.

Terms

Analytical Method: Both the document from which the method originates and the analytical reference method. (Example: EPA 8260B is shown as 1,8260B.) The codes for the reference method documents are provided in the References section of the Addendum.

Chlordane: The target compound Chlordane (CAS No. 57-74-9) is reported for GC ECD analyses. Per EPA,this compound "refers to a mixture of chlordane isomers, other chlorinated hydrocarbons and numerous other components." (Reference: USEPA Toxicological Review of Chlordane, In Support of Summary Information on the Integrated Risk Information System (IRIS), December 1997.)

Difference: With respect to Total Oxidizable Precursor (TOP) Assay analysis, the difference is defined as the Post-Treatment value minus the Pre-Treatment value.

Final pH: As it pertains to Sample Receipt & Container Information section of the report, Final pH reflects pH of container determined after adjustment at the laboratory, if applicable. If no adjustment required, value reflects Initial pH.

Frozen Date/Time: With respect to Volatile Organics in soil, Frozen Date/Time reflects the date/time at which associated Reagent Water-preserved vials were initially frozen. Note: If frozen date/time is beyond 48 hours from sample collection, value will be reflected in 'bold'.

Gasoline Range Organics (GRO): Gasoline Range Organics (GRO) results include all chromatographic peaks eluting from Methyl tert butyl ether through Naphthalene, with the exception of GRO analysis in support of State of Ohio programs, which includes all chromatographic peaks eluting from Hexane through Dodecane.

Initial pH: As it pertains to Sample Receipt & Container Information section of the report, Initial pH reflects pH of container determined upon receipt, if applicable.

PAH Total: With respect to Alkylated PAH analyses, the 'PAHs, Total' result is defined as the summation of results for all or a subset of the following compounds: Naphthalene, C1-C4 Naphthalenes, 2-Methylnaphthalene, 1-Methylnaphthalene, Biphenyl, Acenaphthylene, Acenaphthene, Fluorene, C1-C3 Fluorenes, Phenanthrene, C1-C4 Phenanthrenes/Anthracenes, Anthracene, Fluoranthene, Pyrene, C1-C4 Fluoranthenes/Pyrenes, Benz(a)anthracene, Chrysene, C1-C4 Chrysenes, Benzo(b)fluoranthene, Benzo(j)+(k)fluoranthene, Benzo(e)pyrene, Benzo(a)pyrene, Perylene, Indeno(1,2,3-cd)pyrene, Dibenz(ah)+(ac)anthracene, Benzo(g,h,i)perylene. If a 'Total' result is requested, the results of its individual components will also be reported.

PFAS Total: With respect to PFAS analyses, the 'PFAS, Total (5)' result is defined as the summation of results for: PFHpA, PFHxS, PFOA, PFNA and PFOS. In addition, the 'PFAS, Total (6)' result is defined as the summation of results for: PFHpA, PFHxS, PFOA, PFNA, PFDA and PFOS. For MassDEP DW compliance analysis only, the 'PFAS, Total (6)' result is defined as the summation of results at or above the RL. Note: If a 'Total' result is requested, the results of its individual components will also be reported.

Total: With respect to Organic analyses, a 'Total' result is defined as the summation of results for individual isomers or Aroclors. If a 'Total' result is requested, the results of its individual components will also be reported. This is applicable to 'Total' results for methods 8260, 8081 and 8082.

Data Qualifiers

A - Spectra identified as "Aldol Condensates" are byproducts of the extraction/concentration procedures when acetone is introduced in the process.

B - The analyte was detected above the reporting limit in the associated method blank. Flag only applies to associated field samples that have detectable concentrations of the analyte at less than ten times (10x) the concentration found in the blank. For MCP-related projects, flag only applies to associated field samples that have detectable concentrations of the analyte at less than ten times (10x) the concentration found in the blank. For DOD-related projects, flag only applies to associated field samples that have detectable concentrations of the analyte at less than ten times (10x) the concentration found in the blank AND the analyte was detected above one-half the reporting limit (or above the reporting limit for common lab contaminants) in the associated method blank. For NJ-Air-related projects, flag only applies to associated field samples that have detectable concentrations of the analyte above the reporting limit. For NJ-related projects (excluding Air), flag only applies to associated field samples that have detectable concentrations of the analyte, which was detected above the reporting limit in the associated method blank or above five times the reporting limit for common lab contaminants (Phthalates, Acetone, Methylene Chloride, 2-Butanone).

C - Co-elution: The target analyte co-elutes with a known lab standard (i.e. surrogate, internal standards, etc.) for co-extracted analyses.

D - Concentration of analyte was quantified from diluted analysis. Flag only applies to field samples that have detectable concentrations of the analyte.

E - Concentration of analyte exceeds the range of the calibration curve and/or linear range of the instrument.

F - The ratio of quantifier ion response to qualifier ion response falls outside of the laboratory criteria. Results are considered to be an estimated maximum concentration.

G - The concentration may be biased high due to matrix interferences (i.e, co-elution) with non-target compound(s). The result should be considered estimated.

H - The analysis of pH was performed beyond the regulatory-required holding time of 15 minutes from the time of sample collection.

I - The lower value for the two columns has been reported due to obvious interference.

J - Estimated value. The Target analyte concentration is below the quantitation limit (RL), but above the Method Detection Limit (MDL) or Estimated Detection Limit (EDL) for SPME-related analyses. This represents an estimated concentration for Tentatively Identified Compounds (TICs). For calculated parameters, this represents that one or more values used in the calculation were

Project Name:	E-25060-RL-2530065	**Lab Number:**	L2650743
Project Number:	058161	**Report Date:**	08/12/26

Data Qualifiers

estimated.

M - Reporting Limit (RL) exceeds the MCP CAM Reporting Limit for this analyte.

ND - Not detected at the method detection limit (MDL) for the sample, or estimated detection limit (EDL) for SPME-related analyses.

NJ - Presumptive evidence of compound. This represents an estimated concentration for Tentatively Identified Compounds (TICs), where the identification is based on a mass spectral library search.

P - The RPD between the results for the two columns exceeds the method-specified criteria.

Q - The quality control sample exceeds the associated acceptance criteria. For DOD-related projects, LCS and/or Continuing Calibration Standard exceedences are also qualified on all associated sample results. Note: This flag is not applicable for matrix spike recoveries when the sample concentration is greater than 4x the spike added or for batch duplicate RPD when the sample concentrations are less than 5x the RL. (Metals only.)

R - Analytical results are from sample re-analysis.

RE - Analytical results are from sample re-extraction.

S - Analytical results are from modified screening analysis.

V - The surrogate associated with this target analyte has a recovery outside the QC acceptance limits. (Applicable to MassDEP DW Compliance samples only.)

Z - The batch matrix spike and/or duplicate associated with this target analyte has a recovery/RPD outside the QC acceptance limits. (Applicable to MassDEP DW Compliance samples only.)

Project Name: E-25060-RL-2530065 **Lab Number:** L2650743

Project Number: 058161 **Report Date:** 08/12/26

REFERENCES

1 Test Methods for Evaluating Solid Waste: Physical/Chemical Methods. EPA SW-846. Third Edition. Updates I - VI, 2018.

LIMITATION OF LIABILITIES

Pace Analytical Services performs services with reasonable care and diligence normal to the analytical testing laboratory industry. In the event of an error, the sole and exclusive responsibility of Pace Analytical Services shall be to re-perform the work at it's own expense. In no event shall Pace Analytical Services be held liable for any incidental, consequential or special damages, including but not limited to, damages in any way connected with the use of, interpretation of, information or analysis provided by Pace Analytical Services.

We strongly urge our clients to comply with EPA protocol regarding sample volume, preservation, cooling, containers, sampling procedures, holding time and splitting of samples in the field.

ENV-FORM-WES2-0065 v03 Certificate/Approval Program Summary

Certification Information

The following analytes are not included in our Primary NELAP Scope of Accreditation:

PAS-WES2 Westborough Facility – 8 Walkup Dr. Westborough, MA 01581
EPA 8260D: NPW: 1,2,4,5-Tetramethylbenzene; 4-Ethyltoluene; SCM: Iodomethane (methyl iodide), 1,2,4,5-Tetramethylbenzene; 4-Ethyltoluene.
EPA 8270E: NPW: Dimethylnaphthalene,1,4-Diphenylhydrazine, alpha-Terpineol, Azobenzene; SCM: Dimethylnaphthalene,1,4-Diphenylhydrazine.
SM4500: NPW: Amenable Cyanide; SCM: Total Phosphorus, TKN, NO2, NO3.

PAS-MANS Mansfield Facility – 320 Forbes Blvd. Mansfield, MA 02048
SM 2540D: TSS.
Biological Tissue Matrix: EPA 3050B

PAS-MAN1 Mansfield Facility – 120 Forbes Blvd. Mansfield, MA 02048
EPA TO-15: Halothane, 2,4,4-Trimethyl-2-pentene, 2,4,4-Trimethyl-1-pentene, Thiophene, 2-Methylthiophene, 3-Methylthiophene, 2-Ethylthiophene, 1,2,3-Trimethylbenzene, Indan, Indene, 1,2,4,5-Tetramethylbenzene, Benzothiophene, 1-Methylnaphthalene.
MADEP-APH.

PAS-ELON East Longmeadow Facility – 39 Spruce Street East Longmeadow, MA 01028
EPA 524.2: 1,3,5-Trichlorobenzene, m/p-Xylene, o-xylene.
EPA 625.1: 1,2-Dichlorobenzene, 1,3-Dichlorobenzene, 1,4-Dichlorobenzene, N-Nitrosodiphenylamine**.**
EPA 8081B NPW and SCM: Alachlor, Endrin Ketone, Hexachlorobenzene.
EPA 8260D NPW: Tetrahydrofuran, 1,3,5-Trichlorobenzene; **SCM:** TAME, TBEE, Diethyl ether, DIPE, Tetrahydrofuran. 1,3,5-Trichlorobenzene, Freon-113**.**
EPA 8270E: NPW: Carbazole, 1-Methylnaphthalene, Pentachloronitrobenzene; **SCM:** Carbazole, 1-Methylnaphthalene**.**
EPA TO-13: Air: Benzo(e)pyrene, 1-Methylnaphthalene, 2-Methylnaphthalene, Perylene.
EPA TO-4A Pesticide Air: delta-BHC, Endosulfan I, Endosulfan II, Endosulfan Sulfate, Endrin, Endrin Aldehyde, Endrin Ketone, Hexachlorobenzene, Methoxychlor.
SM4500: NPW: Amenable Cyanide; **SCM:** Total Phosphorus, TKN, NH3, NECi: NO2, NO3, ASTMD516**.**

The following test method is not included in our New Jersey Secondary NELAP Scope of Accreditation:

PAS-MANS Mansfield Facility – 320 Forbes Blvd. Mansfield, MA 02048
Determination of Selected Perfluorinated Alkyl Substances by Solid Phase Extraction and Liquid Chromatography/Tandem Mass Spectrometry Isotope Dilution (via Alpha SOP 23528)

The following analytes are included in our Massachusetts DEP Scope of Accreditation:

PAS-WES2 Westborough Facility – 8 Walkup Dr. Westborough, MA 01581

Drinking Water
EPA 300.0: Chloride, Nitrate-N, Fluoride, Sulfate; **EPA 353.2**: Nitrate-N, Nitrite-N; **SM4500NO3-F**: Nitrate-N, Nitrite-N; **SM4500F-C, SM4500CN-CE, EPA 180.1, SM2130B, SM4500Cl-D, SM2320B, SM2540C, SM4500H-B, SM4500NO2-B**
EPA 504.1: EDB, DBCP.
Microbiology: **SM9215B; SM9223-P/A, SM9223B-Colilert-QT,**.

Non-Potable Water
SM4500H,B, EPA 120.1, SM2510B, SM2540C, SM2320B, SM4500CL-E, SM4500F-BC, SM4500NH3-BH: Ammonia-N and Kjeldahl-N, **EPA 350.1**: Ammonia-N, **LACHAT 10-107-06-1-B**: Ammonia-N, **EPA 351.1, SM4500NO3-F, EPA 353.2**: Nitrate-N**, SM4500P-E, SM4500P-B, E, SM4500SO4-E, SM5220D, EPA 410.4, SM5210B, SM4500CL-G, EPA 1664, EPA 420.1, SM4500-CN-CE, SM2540D, EPA 300: Chloride, Sulfate, Nitrate.**
Microbiology: **SM9223B-Colilert-QT; Enterolert-QT.**

PAS-MANS Mansfield Facility – 320 Forbes Blvd. Mansfield, MA 02048

Drinking Water
EPA 200.7: Al, Ba, Cd, Cr, Cu, Fe, Mn, Ni, Na, Ag, Ca, Zn. **EPA 200.8:** Al, Sb, As, Ba, Be, Cd, Cr, Cu, Pb, Mn, Ni, Se, Ag, TL, Zn. **EPA 245.1** Hg.
EPA 522, EPA 537.1.

Non-Potable Water
EPA 200.7: Al, Sb, As, Be, Cd, Ca, Cr, Co, Cu, Fe, Pb, Mg, Mn, Mo, Ni, K, Se, Ag, Na, Sr, TL, Ti, V, Zn.
EPA 200.8: Al, Sb**,** As, Be, Cd, Ca, Cr, Cu, Fe, Pb, Mg, Mn, Ni, K, Se, Ag, Na, TL, Zn.
EPA 245.1: Hg. **EPA 245.7:** Hg.
SM2340B

ENV-FORM-WES2-0065 v03 Certificate/Approval Program Summary

PAS-ELON East Longmeadow Facility – 39 Spruce Street East Longmeadow, MA 01028

Drinking Water
EPA 300.0: NO3, NO2, Fl, Cl, SO4. **NECI Reductase**: NO3, NO2.
SM4500F-C, SM4500Cl-B, SM4500CN-C,E, EPA 180.1, SM2320B, SM 2540C, SM4500H-B, SM4500SO4-E.
EPA 537.1; EPA 524.2: THMs and VOCs; **EPA 504.1:** EDB, DBCP.
Microbiology: SM9223-P/A: TC/EC; SM9223B-Colilert-enumeration: TC/EC; HPC-Simplate.

Non-Potable Water
SM4500H-B, SM2510B, SM2540C, SM2320B, SM4500Cl-B, SM4500NH3-B, C, EPA 350.1, NECi: NO3, **SM4500NH3-B, C: TKN, SM4500P-E: Ortho Phosphate, SM4500P-B, E: Total Phosphorus, EPA 410.4, SM5210B, SM5310C, SM4500CN-C, E, SM2540D, SM4500Cl-G, SM4500SO4-E, EPA 1664, EPA 420.1, EPA 300.0:** Cl, SO4, NO3.
EPA 624.1: Volatile Halocarbons, Volatile Aromatics.
EPA 608.3: Chlordane, Toxaphene, Aldrin, Alpha-BHC, Beta-BHC, Gamma-BHC, Delta-BHC, Dieldrin, DDD, DDE, DDT, Endosulfan I, Endosulfan II, Endosulfan Sulfate, Endrin, Endrin Aldehyde, Heptachlor, Heptachlor Epoxide, PCBs.
EPA 625.1: SVOC-Acid Extractables and Base/Neutrals
Microbiology: SM9223B-Colilert: E. coli (Ambient and Wastewater), **SM9223B-Colilert-18:** Fecal Coliform (Wastewater).

Certification IDs:

PAS-WES2 Westborough Facility – 8 Walkup Dr. Westborough, MA 01581
CT PH-0826, IL 200077, IN C-MA-03, KY KY98045, ME MA00086, MD 348, MA M-MA086, NH 2064, NJ MA935, NY 11148, NC (NPW/SCM) 666, OR MA-1316, PA 68-03671, RI LAO00065, TX T104704476, VT VT-0935, VA 460195.

PAS-MANS Mansfield Facility – 320 Forbes Blvd. Mansfield, MA 02048
ANAB/DoD L2474, CA 3117, CO MA00030, CT PH-0825, IL 200081, IN C-MA-04, KY KY98046, LA 85084, ME MA00030, MD 350, MA M-MA00030, MI 9110, MN 025-999-495, NV MA00030, NH 2062, NJ MA015, NY 11627, NC (NPW/SCM) 685, OR MA-0262, PA 68-02089, RI LAO00299, TX T-104704419, UT MA00030, VT VT-0015, VA 460194, WA C954.

PAS-MAN1 Mansfield Air Lab Facility – 120 Forbes Blvd. Mansfield, MA 02048
ANAB/DoD L2474, LA 245052, ME MA01156, MN 025-999-498, NH 2249, NJ MA025, NY 12191, OR 4203, TX T104704583, VA 460311, WA C1104.

PAS-ELON East Longmeadow Facility – 39 Spruce St. East Longmeadow, MA 01028
CT PH-0821, ME MA00100, MI 9100, NC (DENR) 652, NC (DW) 25703, MA M-MA100, NH (Secondary) 2516, NH (Primary) 2557, NJ MA007, NY 10899, PA 68-05812, RI LAO00373, VA 460217, VT-255716, WV DEP 419, WV-DW 9979C, LA 05130, LA-DW LA042, MD-DW 373, OH 87781.

For a complete listing of analytes and methods, please contact your Project Manager.

Pace

CHAIN OF CUSTODY

PAGE 1 OF 1

Date Rec'd in Lab: 08/07/26

Pace Job #: L2650743

WESTBORO, MA TEL: 508-898-9220 FAX: 508-898-9193
MANSFIELD, MA TEL: 508-822-9300 FAX: 508-822-3288

Client Information

Client: Sunoco Pipeline(SPLP)
Address: 100 Green St
Marcus Hook, PA
Phone: 610-859-6297
Fax:
Email: bradford.fish@energytransfer.com
❑ These samples have been previously analyzed by Pace

Project Information

Project Name: E-25060-RL-2530065
Project Location: Washington Crossing, PA
Project #: 058161
Project Manager: Mark Schaeffer
Pace Quote #:

Turn-Around Time

❑ Standard ☒ RUSH (only confirmed if pre-approved)
Date Due: 5-day TAT Time:

Report Information - Data Deliverables

❑ FAX ❑ EMAIL
❑ ADEx ❑ Add'l Deliverables

Billing Information

❑ Same as Client info PO #

Regulatory Requirements/Report Limits

State /Fed Program	Criteria

Other Project Specific Requirements/Comments/Detection Limits:
Data Package: Level IV including CTEH & Environemental Standards EDDs; Bill to SPLP; VOC8260 list – benzene, toluene, ethylbenzene, total xylenes, methyl tert-butyl ether (MTBE), naphthalene, isopropylbenzene, 1,3,5-trimethylbenzene, 1,2,4-trimethylbenzene, 1,2-dichloroethane (EDC)

SAMPLE HANDLING
Filtration
☒ Done
❑ Not needed
❑ Lab to do
Preservation
❑ Lab to do
(Please specify below)

Pace Lab ID (Lab Use Only)	Sample ID	Collection Date	Collection Time	Sample Matrix	Sampler's Initials	VOCs- USEPA 8260C	EDB- USEPA 8011	Lead(dissolved)- USEPA 6020B	Sample Specific Comments	TOTAL # BOTTLES
5074301	UMPA260806EB	8/6/26	1402	FB	AA	X	X	X	Equipment Blank	6

Container Type	V	V	P
Preservative	B	H	C

Relinquished By:	Date/Time	Received By:	Date/Time
Anton Adams [signature] & Stante 8/6/26	1670	DUNCAN PACS AL	8/6/26 1670
DUNCAN PACS 8/6/26			8-7 0200
AL 8-7 0400		08/07/26-0400	

Please print clearly, legibly and completely. Samples can not be logged in and turnaround time clock will not start until any ambiguities are resolved. All samples submitted are subject to Pace's Terms and Conditions. See reverse side.

FORM NO. 01-01 (rev. 25-FEB-25)

Sample Delivery Group Summary

Pace Job Number : L2650743

Received : 06-AUG-2026
Reviewer : Brendan Grady

Account Name : Stantec, Inc.
Project Number : 058161
Project Name : E-25060-RL-2530065

Delivery Information

Samples Delivered By : Pace Courier

Chain of Custody : Present

Cooler Information

Cooler	Seal/Seal#	Preservation	Temperature(°C)	Additional Information
A	Absent/	Ice	3.6	
B	Absent/	Ice	3.5	

Condition Information

1) All samples on COC received?	**YES**
2) Extra samples received?	**NO**
3) Are there any sample container discrepancies?	**NO**
4) Are there any discrepancies between COC & sample labels?	**NO**
5) Are samples in appropriate containers for requested analysis?	**YES**
6) Are samples properly preserved for requested analysis?	**YES**
7) Are samples within holding time for requested analysis?	**YES**
8) All sampling equipment returned?	**NA**

Volatile Organics/VPH

1) Reagent Water Vials Frozen by Client?	**NO**

ANALYTICAL REPORT

Lab Number:	L2650744
Client:	Stantec, Inc. 1060 Andrew Drive Suite 140 West Chester, PA 19380
ATTN:	Mark Schaeffer
Phone:	(610) 407-7943
Project Name:	E-25060-RL-2530065
Project Number:	058161
Report Date:	08/12/26

The original project report/data package is held by Pace Analytical Services. This report/data package is paginated and should be reproduced only in its entirety. Pace Analytical Services holds no responsibility for results and/or data that are not consistent with the original.

Eight Walkup Drive, Westborough, MA 01581-1019
508-898-9220 (Fax) 508-898-9193 800-624-9220 - www.alphalab.com

Project Name: E-25060-RL-2530065
Project Number: 058161

Lab Number: L2650744
Report Date: 08/12/26

Lab Sample ID	Client ID	Matrix	Sample Location	Collection Date/Time	Receive Date
L2650744-01	UMPA260805MW4S	WATER	WASHINGTON CROSSING, PA	08/05/26 10:15	08/06/26
L2650744-02	UMPA260805MW4D	WATER	WASHINGTON CROSSING, PA	08/05/26 13:05	08/06/26
L2650744-03	UMPA260805MW8S	WATER	WASHINGTON CROSSING, PA	08/05/26 12:15	08/06/26
L2650744-04	UMPA260805RW4	WATER	WASHINGTON CROSSING, PA	08/05/26 15:40	08/06/26
L2650744-05	UMPA260805MW9S	WATER	WASHINGTON CROSSING, PA	08/05/26 16:30	08/06/26
L2650744-06	UMPA260805MW7S	WATER	WASHINGTON CROSSING, PA	08/05/26 10:30	08/06/26
L2650744-07	UMPA260805MW7D	WATER	WASHINGTON CROSSING, PA	08/05/26 12:40	08/06/26
L2650744-08	UMPA260805MW8D	WATER	WASHINGTON CROSSING, PA	08/05/26 15:15	08/06/26
L2650744-09	UMPA260805DUP	WATER	WASHINGTON CROSSING, PA	08/05/26 00:00	08/06/26
L2650744-10	UMPA260805MW10D	WATER	WASHINGTON CROSSING, PA	08/05/26 12:40	08/06/26
L2650744-11	UMPA260805MW9D	WATER	WASHINGTON CROSSING, PA	08/05/26 11:25	08/06/26
L2650744-12	UMPA260805MW6S	WATER	WASHINGTON CROSSING, PA	08/05/26 15:05	08/06/26

Project Name:	E-25060-RL-2530065	**Lab Number:**	L2650744
Project Number:	058161	**Report Date:**	08/12/26

Case Narrative

The samples were received in accordance with the Chain of Custody and no significant deviations were encountered during the preparation or analysis unless otherwise noted. Sample Receipt, Container Information, and the Chain of Custody are located at the back of the report.

Results contained within this report relate only to the samples submitted under this Pace Lab Number and meet NELAP requirements for all NELAP accredited parameters unless otherwise noted in the following narrative. The data presented in this report is organized by parameter (i.e. VOC, SVOC, etc.). Sample specific Quality Control data (i.e. Surrogate Spike Recovery) is reported at the end of the target analyte list for each individual sample, followed by the Laboratory Batch Quality Control at the end of each parameter. Tentatively Identified Compounds (TICs), if requested, are reported for compounds identified to be present and are not part of the method/program Target Compound List, even if only a subset of the TCL are being reported. If a sample was re-analyzed or re-extracted due to a required quality control corrective action and if both sets of data are reported, the Laboratory ID of the re-analysis or re-extraction is designated with an "R" or "RE", respectively.

When multiple Batch Quality Control elements are reported (e.g. more than one LCS), the associated samples for each element are noted in the grey shaded header line of each data table. Any Laboratory Batch, Sample Specific % recovery or RPD value that is outside the listed Acceptance Criteria is bolded in the report. In reference to questions H (CAM) or 4 (RCP) when "NO" is checked, the performance criteria for CAM and RCP methods allow for some quality control failures to occur and still be within method compliance. In these instances, the specific failure is not narrated but noted in the associated QC Outlier Summary Report, located directly after the Case Narrative. QC information is also incorporated in the Data Usability Assessment table (Format 11) of our Data Merger tool, where it can be reviewed in conjunction with the sample result, associated regulatory criteria and any associated data usability implications.

Soil/sediments and solids are reported on a dry weight basis unless otherwise noted. Tissues are reported "as received" or on a wet weight basis, unless otherwise noted. Definitions of all data qualifiers and acronyms used in this report are provided in the Glossary located at the back of the report.

HOLD POLICY - For samples submitted on hold, Pace's policy is to hold samples (with the exception of Air canisters) free of charge for 21 calendar days from the date the project is completed. After 21 calendar days, we will dispose of all samples submitted including those put on hold unless you have contacted your Pace Project Manager and made arrangements for Pace to continue to hold the samples. Air canisters will be disposed after 3 business days from the date the project is completed.

Please contact Project Management at 800-624-9220 with any questions.

Project Name:	E-25060-RL-2530065	**Lab Number:**	L2650744
Project Number:	058161	**Report Date:**	08/12/26

Case Narrative (continued)

Report Submission

All non-detect (ND) or estimated concentrations (J-qualified) have been quantitated to the limit noted in the MDL column.

I, the undersigned, attest under the pains and penalties of perjury that, to the best of my knowledge and belief and based upon my personal inquiry of those responsible for providing the information contained in this analytical report, such information is accurate and complete. This certificate of analysis is not complete unless this page accompanies any and all pages of this report.

Authorized Signature: Kylie Morse

Title: Technical Director/Representative Date: 08/12/26

QC OUTLIER SUMMARY REPORT

Project Name: E-25060-RL-2530065

Project Number: 058161

Lab Number: L2650744

Report Date: 08/12/26

Method	Client ID (Native ID)	Lab ID	Parameter	QC Type	Recovery/RPD (%)	QC Limits (%)	Associated Samples	Data Quality Assessment
Volatile Organics by GC/MS - Westborough Lab								
8260D	UMPA260805MW9S	L2650744-05	1,2-Dichloroethane-d4	Surrogate	131	70-130	-	potential high bias
8260D	UMPA260805MW8D	L2650744-08	1,2-Dichloroethane-d4	Surrogate	133	70-130	-	potential high bias

ORGANICS

VOLATILES

Project Name: E-25060-RL-2530065 **Lab Number:** L2650744

Project Number: 058161 **Report Date:** 08/12/26

SAMPLE RESULTS

Lab ID: L2650744-01
Client ID: UMPA260805MW4S
Sample Location: WASHINGTON CROSSING, PA

Date Collected: 08/05/26 10:15
Date Received: 08/06/26
Field Prep: Refer to COC

Sample Depth:
Matrix: Water
Analytical Method: 1,8011
Analytical Date: 08/10/26 11:50
Analyst: DLP

Extraction Method: EPA 8011
Extraction Date: 08/10/26 08:28

Parameter	Result	Qualifier	Units	RL	MDL	Dilution Factor	Column
Microextractables by GC - Westborough Lab							
1,2-Dibromoethane	ND		ug/l	0.010	0.005	1	A

Project Name: E-25060-RL-2530065 **Lab Number:** L2650744

Project Number: 058161 **Report Date:** 08/12/26

SAMPLE RESULTS

Lab ID: L2650744-01 Date Collected: 08/05/26 10:15

Client ID: UMPA260805MW4S Date Received: 08/06/26

Sample Location: WASHINGTON CROSSING, PA Field Prep: Refer to COC

Sample Depth:

Matrix: Water

Analytical Method: 1,8260D

Analytical Date: 08/08/26 14:35

Analyst: GMT

Parameter	Result	Qualifier	Units	RL	MDL	Dilution Factor
Volatile Organics by GC/MS - Westborough Lab						
Methyl tert butyl ether	ND		ug/l	1.0	0.17	1
Benzene	ND		ug/l	0.50	0.16	1
1,2-Dichloroethane	ND		ug/l	0.50	0.13	1
Toluene	ND		ug/l	0.75	0.20	1
Ethylbenzene	ND		ug/l	0.50	0.17	1
p/m-Xylene	ND		ug/l	1.0	0.33	1
o-Xylene	ND		ug/l	1.0	0.39	1
Xylenes, Total	ND		ug/l	1.0	0.33	1
Isopropylbenzene	ND		ug/l	0.50	0.19	1
1,3,5-Trimethylbenzene	ND		ug/l	2.5	0.22	1
1,2,4-Trimethylbenzene	0.29	J	ug/l	2.5	0.19	1
Naphthalene	ND		ug/l	1.0	0.22	1

Surrogate	% Recovery	Qualifier	Acceptance Criteria
1,2-Dichloroethane-d4	128		70-130
Toluene-d8	99		70-130
4-Bromofluorobenzene	109		70-130
Dibromofluoromethane	113		70-130

Project Name: E-25060-RL-2530065 **Lab Number:** L2650744

Project Number: 058161 **Report Date:** 08/12/26

SAMPLE RESULTS

Lab ID: L2650744-02
Client ID: UMPA260805MW4D
Sample Location: WASHINGTON CROSSING, PA

Date Collected: 08/05/26 13:05
Date Received: 08/06/26
Field Prep: Refer to COC

Sample Depth:
Matrix: Water
Analytical Method: 1,8011
Analytical Date: 08/10/26 12:02
Analyst: DLP

Extraction Method: EPA 8011
Extraction Date: 08/10/26 08:28

Parameter	Result	Qualifier	Units	RL	MDL	Dilution Factor	Column
Microextractables by GC - Westborough Lab							
1,2-Dibromoethane	ND		ug/l	0.010	0.005	1	A

Project Name: E-25060-RL-2530065 **Lab Number:** L2650744

Project Number: 058161 **Report Date:** 08/12/26

SAMPLE RESULTS

Lab ID: L2650744-02 Date Collected: 08/05/26 13:05

Client ID: UMPA260805MW4D Date Received: 08/06/26

Sample Location: WASHINGTON CROSSING, PA Field Prep: Refer to COC

Sample Depth:

Matrix: Water

Analytical Method: 1,8260D

Analytical Date: 08/08/26 14:57

Analyst: GMT

Parameter	Result	Qualifier	Units	RL	MDL	Dilution Factor
Volatile Organics by GC/MS - Westborough Lab						
Methyl tert butyl ether	ND		ug/l	1.0	0.17	1
Benzene	ND		ug/l	0.50	0.16	1
1,2-Dichloroethane	ND		ug/l	0.50	0.13	1
Toluene	ND		ug/l	0.75	0.20	1
Ethylbenzene	ND		ug/l	0.50	0.17	1
p/m-Xylene	ND		ug/l	1.0	0.33	1
o-Xylene	ND		ug/l	1.0	0.39	1
Xylenes, Total	ND		ug/l	1.0	0.33	1
Isopropylbenzene	ND		ug/l	0.50	0.19	1
1,3,5-Trimethylbenzene	ND		ug/l	2.5	0.22	1
1,2,4-Trimethylbenzene	ND		ug/l	2.5	0.19	1
Naphthalene	ND		ug/l	1.0	0.22	1

Surrogate	% Recovery	Qualifier	Acceptance Criteria
1,2-Dichloroethane-d4	128		70-130
Toluene-d8	99		70-130
4-Bromofluorobenzene	118		70-130
Dibromofluoromethane	114		70-130

Project Name: E-25060-RL-2530065 **Lab Number:** L2650744

Project Number: 058161 **Report Date:** 08/12/26

SAMPLE RESULTS

Lab ID: L2650744-03
Client ID: UMPA260805MW8S
Sample Location: WASHINGTON CROSSING, PA

Date Collected: 08/05/26 12:15
Date Received: 08/06/26
Field Prep: Refer to COC

Sample Depth:
Matrix: Water
Analytical Method: 1,8011
Analytical Date: 08/10/26 12:14
Analyst: DLP

Extraction Method: EPA 8011
Extraction Date: 08/10/26 08:28

Parameter	Result	Qualifier	Units	RL	MDL	Dilution Factor	Column
Microextractables by GC - Westborough Lab							
1,2-Dibromoethane	ND		ug/l	0.010	0.005	1	A

Project Name: E-25060-RL-2530065 **Lab Number:** L2650744

Project Number: 058161 **Report Date:** 08/12/26

SAMPLE RESULTS

Lab ID: L2650744-03 Date Collected: 08/05/26 12:15

Client ID: UMPA260805MW8S Date Received: 08/06/26

Sample Location: WASHINGTON CROSSING, PA Field Prep: Refer to COC

Sample Depth:

Matrix: Water

Analytical Method: 1,8260D

Analytical Date: 08/08/26 15:19

Analyst: GMT

Parameter	Result	Qualifier	Units	RL	MDL	Dilution Factor
Volatile Organics by GC/MS - Westborough Lab						
Methyl tert butyl ether	ND		ug/l	1.0	0.17	1
Benzene	ND		ug/l	0.50	0.16	1
1,2-Dichloroethane	ND		ug/l	0.50	0.13	1
Toluene	ND		ug/l	0.75	0.20	1
Ethylbenzene	ND		ug/l	0.50	0.17	1
p/m-Xylene	ND		ug/l	1.0	0.33	1
o-Xylene	ND		ug/l	1.0	0.39	1
Xylenes, Total	ND		ug/l	1.0	0.33	1
Isopropylbenzene	ND		ug/l	0.50	0.19	1
1,3,5-Trimethylbenzene	ND		ug/l	2.5	0.22	1
1,2,4-Trimethylbenzene	ND		ug/l	2.5	0.19	1
Naphthalene	ND		ug/l	1.0	0.22	1

Surrogate	% Recovery	Qualifier	Acceptance Criteria
1,2-Dichloroethane-d4	126		70-130
Toluene-d8	97		70-130
4-Bromofluorobenzene	113		70-130
Dibromofluoromethane	114		70-130

Project Name: E-25060-RL-2530065 **Lab Number:** L2650744

Project Number: 058161 **Report Date:** 08/12/26

SAMPLE RESULTS

Lab ID: L2650744-04
Client ID: UMPA260805RW4
Sample Location: WASHINGTON CROSSING, PA

Date Collected: 08/05/26 15:40
Date Received: 08/06/26
Field Prep: Refer to COC

Sample Depth:
Matrix: Water
Analytical Method: 1,8011
Analytical Date: 08/10/26 13:08
Analyst: DLP

Extraction Method: EPA 8011
Extraction Date: 08/10/26 08:28

Parameter	Result	Qualifier	Units	RL	MDL	Dilution Factor	Column
Microextractables by GC - Westborough Lab							
1,2-Dibromoethane	ND		ug/l	0.010	0.005	1	A

Project Name: E-25060-RL-2530065 **Lab Number:** L2650744

Project Number: 058161 **Report Date:** 08/12/26

SAMPLE RESULTS

Lab ID: L2650744-04 Date Collected: 08/05/26 15:40

Client ID: UMPA260805RW4 Date Received: 08/06/26

Sample Location: WASHINGTON CROSSING, PA Field Prep: Refer to COC

Sample Depth:

Matrix: Water

Analytical Method: 1,8260D

Analytical Date: 08/08/26 15:42

Analyst: GMT

Parameter	Result	Qualifier	Units	RL	MDL	Dilution Factor
Volatile Organics by GC/MS - Westborough Lab						
Methyl tert butyl ether	ND		ug/l	1.0	0.17	1
Benzene	ND		ug/l	0.50	0.16	1
1,2-Dichloroethane	ND		ug/l	0.50	0.13	1
Toluene	ND		ug/l	0.75	0.20	1
Ethylbenzene	ND		ug/l	0.50	0.17	1
p/m-Xylene	ND		ug/l	1.0	0.33	1
o-Xylene	ND		ug/l	1.0	0.39	1
Xylenes, Total	ND		ug/l	1.0	0.33	1
Isopropylbenzene	ND		ug/l	0.50	0.19	1
1,3,5-Trimethylbenzene	ND		ug/l	2.5	0.22	1
1,2,4-Trimethylbenzene	ND		ug/l	2.5	0.19	1
Naphthalene	ND		ug/l	1.0	0.22	1

Surrogate	% Recovery	Qualifier	Acceptance Criteria
1,2-Dichloroethane-d4	130		70-130
Toluene-d8	97		70-130
4-Bromofluorobenzene	112		70-130
Dibromofluoromethane	113		70-130

Project Name: E-25060-RL-2530065 **Lab Number:** L2650744

Project Number: 058161 **Report Date:** 08/12/26

SAMPLE RESULTS

Lab ID: L2650744-05
Client ID: UMPA260805MW9S
Sample Location: WASHINGTON CROSSING, PA

Date Collected: 08/05/26 16:30
Date Received: 08/06/26
Field Prep: Refer to COC

Sample Depth:
Matrix: Water
Analytical Method: 1,8011
Analytical Date: 08/10/26 13:20
Analyst: DLP

Extraction Method: EPA 8011
Extraction Date: 08/10/26 08:28

Parameter	Result	Qualifier	Units	RL	MDL	Dilution Factor	Column
Microextractables by GC - Westborough Lab							
1,2-Dibromoethane	ND		ug/l	0.010	0.005	1	A
1,2-Dibromoethane	ND		ug/l	0.010	0.005	1	B

Project Name: E-25060-RL-2530065 **Lab Number:** L2650744

Project Number: 058161 **Report Date:** 08/12/26

SAMPLE RESULTS

Lab ID: L2650744-05 Date Collected: 08/05/26 16:30

Client ID: UMPA260805MW9S Date Received: 08/06/26

Sample Location: WASHINGTON CROSSING, PA Field Prep: Refer to COC

Sample Depth:

Matrix: Water

Analytical Method: 1,8260D

Analytical Date: 08/08/26 16:04

Analyst: GMT

Parameter	Result	Qualifier	Units	RL	MDL	Dilution Factor
Volatile Organics by GC/MS - Westborough Lab						
Methyl tert butyl ether	ND		ug/l	1.0	0.17	1
Benzene	ND		ug/l	0.50	0.16	1
1,2-Dichloroethane	ND		ug/l	0.50	0.13	1
Toluene	ND		ug/l	0.75	0.20	1
Ethylbenzene	ND		ug/l	0.50	0.17	1
p/m-Xylene	ND		ug/l	1.0	0.33	1
o-Xylene	ND		ug/l	1.0	0.39	1
Xylenes, Total	ND		ug/l	1.0	0.33	1
Isopropylbenzene	ND		ug/l	0.50	0.19	1
1,3,5-Trimethylbenzene	ND		ug/l	2.5	0.22	1
1,2,4-Trimethylbenzene	ND		ug/l	2.5	0.19	1
Naphthalene	ND		ug/l	1.0	0.22	1

Surrogate	% Recovery	Qualifier	Acceptance Criteria
1,2-Dichloroethane-d4	**131**	Q	70-130
Toluene-d8	97		70-130
4-Bromofluorobenzene	114		70-130
Dibromofluoromethane	113		70-130

Project Name: E-25060-RL-2530065 **Lab Number:** L2650744

Project Number: 058161 **Report Date:** 08/12/26

SAMPLE RESULTS

Lab ID: L2650744-06
Client ID: UMPA260805MW7S
Sample Location: WASHINGTON CROSSING, PA

Date Collected: 08/05/26 10:30
Date Received: 08/06/26
Field Prep: Refer to COC

Sample Depth:
Matrix: Water
Analytical Method: 1,8011
Analytical Date: 08/10/26 13:31
Analyst: DLP

Extraction Method: EPA 8011
Extraction Date: 08/10/26 08:28

Parameter	Result	Qualifier	Units	RL	MDL	Dilution Factor	Column
Microextractables by GC - Westborough Lab							
1,2-Dibromoethane	ND		ug/l	0.010	0.005	1	A

Project Name: E-25060-RL-2530065 **Lab Number:** L2650744

Project Number: 058161 **Report Date:** 08/12/26

SAMPLE RESULTS

Lab ID: L2650744-06 Date Collected: 08/05/26 10:30

Client ID: UMPA260805MW7S Date Received: 08/06/26

Sample Location: WASHINGTON CROSSING, PA Field Prep: Refer to COC

Sample Depth:

Matrix: Water

Analytical Method: 1,8260D

Analytical Date: 08/08/26 16:26

Analyst: GMT

Parameter	Result	Qualifier	Units	RL	MDL	Dilution Factor
Volatile Organics by GC/MS - Westborough Lab						
Methyl tert butyl ether	ND		ug/l	1.0	0.17	1
Benzene	ND		ug/l	0.50	0.16	1
1,2-Dichloroethane	ND		ug/l	0.50	0.13	1
Toluene	ND		ug/l	0.75	0.20	1
Ethylbenzene	ND		ug/l	0.50	0.17	1
p/m-Xylene	ND		ug/l	1.0	0.33	1
o-Xylene	ND		ug/l	1.0	0.39	1
Xylenes, Total	ND		ug/l	1.0	0.33	1
Isopropylbenzene	ND		ug/l	0.50	0.19	1
1,3,5-Trimethylbenzene	ND		ug/l	2.5	0.22	1
1,2,4-Trimethylbenzene	ND		ug/l	2.5	0.19	1
Naphthalene	ND		ug/l	1.0	0.22	1

Surrogate	% Recovery	Qualifier	Acceptance Criteria
1,2-Dichloroethane-d4	130		70-130
Toluene-d8	99		70-130
4-Bromofluorobenzene	114		70-130
Dibromofluoromethane	115		70-130

Project Name: E-25060-RL-2530065 **Lab Number:** L2650744

Project Number: 058161 **Report Date:** 08/12/26

SAMPLE RESULTS

Lab ID: L2650744-07
Client ID: UMPA260805MW7D
Sample Location: WASHINGTON CROSSING, PA

Date Collected: 08/05/26 12:40
Date Received: 08/06/26
Field Prep: Refer to COC

Sample Depth:
Matrix: Water
Analytical Method: 1,8011
Analytical Date: 08/10/26 13:43
Analyst: DLP

Extraction Method: EPA 8011
Extraction Date: 08/10/26 08:28

Parameter	Result	Qualifier	Units	RL	MDL	Dilution Factor	Column
Microextractables by GC - Westborough Lab							
1,2-Dibromoethane	ND		ug/l	0.010	0.005	1	A

Project Name: E-25060-RL-2530065 **Lab Number:** L2650744

Project Number: 058161 **Report Date:** 08/12/26

SAMPLE RESULTS

Lab ID: L2650744-07 Date Collected: 08/05/26 12:40

Client ID: UMPA260805MW7D Date Received: 08/06/26

Sample Location: WASHINGTON CROSSING, PA Field Prep: Refer to COC

Sample Depth:

Matrix: Water

Analytical Method: 1,8260D

Analytical Date: 08/08/26 16:49

Analyst: GMT

Parameter	Result	Qualifier	Units	RL	MDL	Dilution Factor
Volatile Organics by GC/MS - Westborough Lab						
Methyl tert butyl ether	ND		ug/l	1.0	0.17	1
Benzene	ND		ug/l	0.50	0.16	1
1,2-Dichloroethane	ND		ug/l	0.50	0.13	1
Toluene	ND		ug/l	0.75	0.20	1
Ethylbenzene	ND		ug/l	0.50	0.17	1
p/m-Xylene	ND		ug/l	1.0	0.33	1
o-Xylene	ND		ug/l	1.0	0.39	1
Xylenes, Total	ND		ug/l	1.0	0.33	1
Isopropylbenzene	ND		ug/l	0.50	0.19	1
1,3,5-Trimethylbenzene	ND		ug/l	2.5	0.22	1
1,2,4-Trimethylbenzene	ND		ug/l	2.5	0.19	1
Naphthalene	ND		ug/l	1.0	0.22	1

Surrogate	% Recovery	Qualifier	Acceptance Criteria
1,2-Dichloroethane-d4	130		70-130
Toluene-d8	98		70-130
4-Bromofluorobenzene	111		70-130
Dibromofluoromethane	115		70-130

Project Name: E-25060-RL-2530065 **Lab Number:** L2650744

Project Number: 058161 **Report Date:** 08/12/26

SAMPLE RESULTS

Lab ID: L2650744-08
Client ID: UMPA260805MW8D
Sample Location: WASHINGTON CROSSING, PA

Date Collected: 08/05/26 15:15
Date Received: 08/06/26
Field Prep: Refer to COC

Sample Depth:
Matrix: Water
Analytical Method: 1,8011
Analytical Date: 08/10/26 13:55
Analyst: DLP

Extraction Method: EPA 8011
Extraction Date: 08/10/26 08:28

Parameter	Result	Qualifier	Units	RL	MDL	Dilution Factor	Column
Microextractables by GC - Westborough Lab							
1,2-Dibromoethane	ND		ug/l	0.010	0.005	1	A

Project Name: E-25060-RL-2530065 **Lab Number:** L2650744

Project Number: 058161 **Report Date:** 08/12/26

SAMPLE RESULTS

Lab ID: L2650744-08 Date Collected: 08/05/26 15:15

Client ID: UMPA260805MW8D Date Received: 08/06/26

Sample Location: WASHINGTON CROSSING, PA Field Prep: Refer to COC

Sample Depth:

Matrix: Water

Analytical Method: 1,8260D

Analytical Date: 08/08/26 17:11

Analyst: GMT

Parameter	Result	Qualifier	Units	RL	MDL	Dilution Factor
Volatile Organics by GC/MS - Westborough Lab						
Methyl tert butyl ether	ND		ug/l	1.0	0.17	1
Benzene	ND		ug/l	0.50	0.16	1
1,2-Dichloroethane	ND		ug/l	0.50	0.13	1
Toluene	ND		ug/l	0.75	0.20	1
Ethylbenzene	ND		ug/l	0.50	0.17	1
p/m-Xylene	ND		ug/l	1.0	0.33	1
o-Xylene	ND		ug/l	1.0	0.39	1
Xylenes, Total	ND		ug/l	1.0	0.33	1
Isopropylbenzene	ND		ug/l	0.50	0.19	1
1,3,5-Trimethylbenzene	ND		ug/l	2.5	0.22	1
1,2,4-Trimethylbenzene	ND		ug/l	2.5	0.19	1
Naphthalene	ND		ug/l	1.0	0.22	1

Surrogate	% Recovery	Qualifier	Acceptance Criteria
1,2-Dichloroethane-d4	**133**	Q	70-130
Toluene-d8	96		70-130
4-Bromofluorobenzene	116		70-130
Dibromofluoromethane	116		70-130

Project Name: E-25060-RL-2530065 **Lab Number:** L2650744

Project Number: 058161 **Report Date:** 08/12/26

SAMPLE RESULTS

Lab ID: L2650744-09
Client ID: UMPA260805DUP
Sample Location: WASHINGTON CROSSING, PA

Date Collected: 08/05/26 00:00
Date Received: 08/06/26
Field Prep: Refer to COC

Sample Depth:
Matrix: Water
Analytical Method: 1,8011
Analytical Date: 08/10/26 14:07
Analyst: DLP

Extraction Method: EPA 8011
Extraction Date: 08/10/26 08:28

Parameter	Result	Qualifier	Units	RL	MDL	Dilution Factor	Column
Microextractables by GC - Westborough Lab							
1,2-Dibromoethane	ND		ug/l	0.010	0.005	1	A

Project Name: E-25060-RL-2530065 **Lab Number:** L2650744

Project Number: 058161 **Report Date:** 08/12/26

SAMPLE RESULTS

Lab ID: L2650744-09 Date Collected: 08/05/26 00:00

Client ID: UMPA260805DUP Date Received: 08/06/26

Sample Location: WASHINGTON CROSSING, PA Field Prep: Refer to COC

Sample Depth:

Matrix: Water

Analytical Method: 1,8260D

Analytical Date: 08/08/26 17:33

Analyst: GMT

Parameter	Result	Qualifier	Units	RL	MDL	Dilution Factor
Volatile Organics by GC/MS - Westborough Lab						
Methyl tert butyl ether	ND		ug/l	1.0	0.17	1
Benzene	ND		ug/l	0.50	0.16	1
1,2-Dichloroethane	ND		ug/l	0.50	0.13	1
Toluene	ND		ug/l	0.75	0.20	1
Ethylbenzene	ND		ug/l	0.50	0.17	1
p/m-Xylene	ND		ug/l	1.0	0.33	1
o-Xylene	ND		ug/l	1.0	0.39	1
Xylenes, Total	ND		ug/l	1.0	0.33	1
Isopropylbenzene	ND		ug/l	0.50	0.19	1
1,3,5-Trimethylbenzene	ND		ug/l	2.5	0.22	1
1,2,4-Trimethylbenzene	ND		ug/l	2.5	0.19	1
Naphthalene	ND		ug/l	1.0	0.22	1

Surrogate	% Recovery	Qualifier	Acceptance Criteria
1,2-Dichloroethane-d4	130		70-130
Toluene-d8	98		70-130
4-Bromofluorobenzene	112		70-130
Dibromofluoromethane	117		70-130

Project Name: E-25060-RL-2530065 **Lab Number:** L2650744

Project Number: 058161 **Report Date:** 08/12/26

SAMPLE RESULTS

Lab ID: L2650744-10
Client ID: UMPA260805MW10D
Sample Location: WASHINGTON CROSSING, PA

Date Collected: 08/05/26 12:40
Date Received: 08/06/26
Field Prep: Refer to COC

Sample Depth:
Matrix: Water
Analytical Method: 1,8011
Analytical Date: 08/10/26 14:19
Analyst: DLP

Extraction Method: EPA 8011
Extraction Date: 08/10/26 08:28

Parameter	Result	Qualifier	Units	RL	MDL	Dilution Factor	Column
Microextractables by GC - Westborough Lab							
1,2-Dibromoethane	ND		ug/l	0.010	0.005	1	A

Project Name: E-25060-RL-2530065 **Lab Number:** L2650744

Project Number: 058161 **Report Date:** 08/12/26

SAMPLE RESULTS

Lab ID: L2650744-10 Date Collected: 08/05/26 12:40

Client ID: UMPA260805MW10D Date Received: 08/06/26

Sample Location: WASHINGTON CROSSING, PA Field Prep: Refer to COC

Sample Depth:

Matrix: Water

Analytical Method: 1,8260D

Analytical Date: 08/08/26 17:56

Analyst: GMT

Parameter	Result	Qualifier	Units	RL	MDL	Dilution Factor
Volatile Organics by GC/MS - Westborough Lab						
Methyl tert butyl ether	ND		ug/l	1.0	0.17	1
Benzene	ND		ug/l	0.50	0.16	1
1,2-Dichloroethane	ND		ug/l	0.50	0.13	1
Toluene	ND		ug/l	0.75	0.20	1
Ethylbenzene	ND		ug/l	0.50	0.17	1
p/m-Xylene	ND		ug/l	1.0	0.33	1
o-Xylene	ND		ug/l	1.0	0.39	1
Xylenes, Total	ND		ug/l	1.0	0.33	1
Isopropylbenzene	ND		ug/l	0.50	0.19	1
1,3,5-Trimethylbenzene	ND		ug/l	2.5	0.22	1
1,2,4-Trimethylbenzene	ND		ug/l	2.5	0.19	1
Naphthalene	ND		ug/l	1.0	0.22	1

Surrogate	% Recovery	Qualifier	Acceptance Criteria
1,2-Dichloroethane-d4	129		70-130
Toluene-d8	96		70-130
4-Bromofluorobenzene	112		70-130
Dibromofluoromethane	115		70-130

Project Name: E-25060-RL-2530065 **Lab Number:** L2650744

Project Number: 058161 **Report Date:** 08/12/26

SAMPLE RESULTS

Lab ID: L2650744-11
Client ID: UMPA260805MW9D
Sample Location: WASHINGTON CROSSING, PA

Date Collected: 08/05/26 11:25
Date Received: 08/06/26
Field Prep: Refer to COC

Sample Depth:
Matrix: Water
Analytical Method: 1,8011
Analytical Date: 08/10/26 14:30
Analyst: DLP

Extraction Method: EPA 8011
Extraction Date: 08/10/26 08:28

Parameter	Result	Qualifier	Units	RL	MDL	Dilution Factor	Column
Microextractables by GC - Westborough Lab							
1,2-Dibromoethane	ND		ug/l	0.010	0.005	1	A

Project Name: E-25060-RL-2530065 **Lab Number:** L2650744

Project Number: 058161 **Report Date:** 08/12/26

SAMPLE RESULTS

Lab ID: L2650744-11 Date Collected: 08/05/26 11:25

Client ID: UMPA260805MW9D Date Received: 08/06/26

Sample Location: WASHINGTON CROSSING, PA Field Prep: Refer to COC

Sample Depth:

Matrix: Water

Analytical Method: 1,8260D

Analytical Date: 08/08/26 18:18

Analyst: GMT

Parameter	Result	Qualifier	Units	RL	MDL	Dilution Factor
Volatile Organics by GC/MS - Westborough Lab						
Methyl tert butyl ether	ND		ug/l	1.0	0.17	1
Benzene	7.8		ug/l	0.50	0.16	1
1,2-Dichloroethane	ND		ug/l	0.50	0.13	1
Toluene	ND		ug/l	0.75	0.20	1
Ethylbenzene	0.85		ug/l	0.50	0.17	1
p/m-Xylene	ND		ug/l	1.0	0.33	1
o-Xylene	ND		ug/l	1.0	0.39	1
Xylenes, Total	ND		ug/l	1.0	0.33	1
Isopropylbenzene	5.0		ug/l	0.50	0.19	1
1,3,5-Trimethylbenzene	ND		ug/l	2.5	0.22	1
1,2,4-Trimethylbenzene	6.5		ug/l	2.5	0.19	1
Naphthalene	0.62	J	ug/l	1.0	0.22	1

Surrogate	% Recovery	Qualifier	Acceptance Criteria
1,2-Dichloroethane-d4	127		70-130
Toluene-d8	97		70-130
4-Bromofluorobenzene	117		70-130
Dibromofluoromethane	111		70-130

Project Name: E-25060-RL-2530065 **Lab Number:** L2650744

Project Number: 058161 **Report Date:** 08/12/26

SAMPLE RESULTS

Lab ID: L2650744-12
Client ID: UMPA260805MW6S
Sample Location: WASHINGTON CROSSING, PA

Date Collected: 08/05/26 15:05
Date Received: 08/06/26
Field Prep: Refer to COC

Sample Depth:
Matrix: Water
Analytical Method: 1,8011
Analytical Date: 08/10/26 14:42
Analyst: DLP

Extraction Method: EPA 8011
Extraction Date: 08/10/26 08:28

Parameter	Result	Qualifier	Units	RL	MDL	Dilution Factor	Column
Microextractables by GC - Westborough Lab							
1,2-Dibromoethane	ND		ug/l	0.010	0.005	1	A

Project Name: E-25060-RL-2530065 **Lab Number:** L2650744

Project Number: 058161 **Report Date:** 08/12/26

SAMPLE RESULTS

Lab ID: L2650744-12 Date Collected: 08/05/26 15:05

Client ID: UMPA260805MW6S Date Received: 08/06/26

Sample Location: WASHINGTON CROSSING, PA Field Prep: Refer to COC

Sample Depth:

Matrix: Water

Analytical Method: 1,8260D

Analytical Date: 08/08/26 18:40

Analyst: GMT

Parameter	Result	Qualifier	Units	RL	MDL	Dilution Factor
Volatile Organics by GC/MS - Westborough Lab						
Methyl tert butyl ether	ND		ug/l	1.0	0.17	1
Benzene	ND		ug/l	0.50	0.16	1
1,2-Dichloroethane	ND		ug/l	0.50	0.13	1
Toluene	ND		ug/l	0.75	0.20	1
Ethylbenzene	ND		ug/l	0.50	0.17	1
p/m-Xylene	ND		ug/l	1.0	0.33	1
o-Xylene	ND		ug/l	1.0	0.39	1
Xylenes, Total	ND		ug/l	1.0	0.33	1
Isopropylbenzene	0.56		ug/l	0.50	0.19	1
1,3,5-Trimethylbenzene	ND		ug/l	2.5	0.22	1
1,2,4-Trimethylbenzene	ND		ug/l	2.5	0.19	1
Naphthalene	2.1		ug/l	1.0	0.22	1

Surrogate	% Recovery	Qualifier	Acceptance Criteria
1,2-Dichloroethane-d4	124		70-130
Toluene-d8	98		70-130
4-Bromofluorobenzene	115		70-130
Dibromofluoromethane	110		70-130

Project Name: E-25060-RL-2530065 **Lab Number:** L2650744

Project Number: 058161 **Report Date:** 08/12/26

Method Blank Analysis
Batch Quality Control

Analytical Method: 1,8011
Analytical Date: 08/10/26 10:05
Analyst: DLP

Extraction Method: EPA 8011
Extraction Date: 08/10/26 08:28

Parameter	Result	Qualifier	Units	RL	MDL	
Microextractables by GC - Westborough Lab for sample(s): 01-12 Batch: WG2253124-1						
1,2-Dibromoethane	ND		ug/l	0.010	0.005	A

Project Name: E-25060-RL-2530065 **Lab Number:** L2650744

Project Number: 058161 **Report Date:** 08/12/26

Method Blank Analysis
Batch Quality Control

Analytical Method: 1,8260D
Analytical Date: 08/08/26 11:14
Analyst: PID

Parameter	Result	Qualifier	Units	RL	MDL
Volatile Organics by GC/MS - Westborough Lab for sample(s): 01-12 Batch: WG2253285-5					
Methyl tert butyl ether	ND		ug/l	1.0	0.17
Benzene	ND		ug/l	0.50	0.16
1,2-Dichloroethane	ND		ug/l	0.50	0.13
Toluene	ND		ug/l	0.75	0.20
Ethylbenzene	ND		ug/l	0.50	0.17
p/m-Xylene	ND		ug/l	1.0	0.33
o-Xylene	ND		ug/l	1.0	0.39
Xylenes, Total	ND		ug/l	1.0	0.33
Isopropylbenzene	ND		ug/l	0.50	0.19
1,3,5-Trimethylbenzene	ND		ug/l	2.5	0.22
1,2,4-Trimethylbenzene	ND		ug/l	2.5	0.19
Naphthalene	ND		ug/l	1.0	0.22

Surrogate	%Recovery	Qualifier	Acceptance Criteria
1,2-Dichloroethane-d4	118		70-130
Toluene-d8	99		70-130
4-Bromofluorobenzene	116		70-130
Dibromofluoromethane	107		70-130

Lab Control Sample Analysis
Batch Quality Control

Project Name: E-25060-RL-2530065
Project Number: 058161
Lab Number: L2650744
Report Date: 08/12/26

Parameter	LCS %Recovery	Qual	LCSD %Recovery	Qual	%Recovery Limits	RPD	Qual	RPD Limits	Column
Microextractables by GC - Westborough Lab Associated sample(s): 01-12 Batch: WG2253124-2									
1,2-Dibromoethane	116		-		60-140	-			A

Lab Control Sample Analysis
Batch Quality Control

Project Name: E-25060-RL-2530065
Project Number: 058161
Lab Number: L2650744
Report Date: 08/12/26

Parameter	LCS %Recovery	Qual	LCSD %Recovery	Qual	%Recovery Limits	RPD	Qual	RPD Limits
Volatile Organics by GC/MS - Westborough Lab Associated sample(s): 01-12 Batch: WG2253285-3 WG2253285-4								
Methyl tert butyl ether	96		100		63-130	4		20
Benzene	110		110		70-130	0		20
1,2-Dichloroethane	120		120		70-130	0		20
Toluene	100		110		70-130	10		20
Ethylbenzene	110		110		70-130	0		20
p/m-Xylene	100		105		70-130	5		20
o-Xylene	100		100		70-130	0		20
Isopropylbenzene	100		120		70-130	18		20
1,3,5-Trimethylbenzene	110		120		64-130	9		20
1,2,4-Trimethylbenzene	100		110		70-130	10		20
Naphthalene	84		100		70-130	17		20

Surrogate	LCS %Recovery	Qual	LCSD %Recovery	Qual	Acceptance Criteria
1,2-Dichloroethane-d4	120		121		70-130
Toluene-d8	102		103		70-130
4-Bromofluorobenzene	108		115		70-130
Dibromofluoromethane	105		104		70-130

Matrix Spike Analysis

Batch Quality Control

Project Name: E-25060-RL-2530065

Project Number: 058161

Lab Number: L2650744

Report Date: 08/12/26

Parameter	Native Sample	MS Added	MS Found	MS %Recovery	Qual	MSD Found	MSD %Recovery	Qual	Recovery Limits	RPD	Qual	RPD Limits	Column
Microextractables by GC - Westborough Lab Associated sample(s): 01-12 QC Batch ID: WG2253124-3 WG2253124-4 QC Sample: L2650744-03 Client ID: UMPA260805MW8S													
1,2-Dibromoethane	ND	0.202	0.210	104		0.199	99		60-140	5		20	A

Matrix Spike Analysis
Batch Quality Control

Project Name: E-25060-RL-2530065 ***Lab Number:*** L2650744

Project Number: 058161 ***Report Date:*** 08/12/26

Parameter	*Native Sample*	*MS Added*	*MS Found*	*MS %Recovery*	*Qual*	*MSD Found*	*MSD %Recovery*	*Qual*	*Recovery Limits*	*RPD*	*Qual*	*RPD Limits*
Volatile Organics by GC/MS - Westborough Lab Associated sample(s): 01-12 QC Batch ID: WG2253285-6 WG2253285-7 QC Sample: L2650744-03 Client ID: UMPA260805MW8S												
Methyl tert butyl ether	ND	10	11	110		10	100		63-130	10		20
Benzene	ND	10	12	120		11	110		70-130	9		20
1,2-Dichloroethane	ND	10	13	130		12	120		70-130	8		20
Toluene	ND	10	11	110		10	100		70-130	10		20
Ethylbenzene	ND	10	11	110		10	100		70-130	10		20
p/m-Xylene	ND	20	20	100		19	95		70-130	5		20
o-Xylene	ND	20	20	100		19	95		70-130	5		20
Isopropylbenzene	ND	10	11	110		11	110		70-130	0		20
1,3,5-Trimethylbenzene	ND	10	11	110		10	100		64-130	10		20
1,2,4-Trimethylbenzene	ND	10	10	100		10	100		70-130	0		20
Naphthalene	ND	10	10	100		9.6	96		70-130	4		20

Surrogate	*MS % Recovery*	*MS Qualifier*	*MSD % Recovery*	*MSD Qualifier*	*Acceptance Criteria*
1,2-Dichloroethane-d4	123		121		70-130
4-Bromofluorobenzene	116		119		70-130
Dibromofluoromethane	103		103		70-130
Toluene-d8	98		101		70-130

METALS

Project Name: E-25060-RL-2530065 **Lab Number:** L2650744

Project Number: 058161 **Report Date:** 08/12/26

SAMPLE RESULTS

Lab ID: L2650744-01 Date Collected: 08/05/26 10:15

Client ID: UMPA260805MW4S Date Received: 08/06/26

Sample Location: WASHINGTON CROSSING, PA Field Prep: Refer to COC

Sample Depth:

Matrix: Water

Parameter	Result	Qualifier	Units	RL	MDL	Dilution Factor	Date Prepared	Date Analyzed	Prep Method	Analytical Method	Analyst
Dissolved Metals - Mansfield Lab											
Lead, Dissolved	ND		ug/l	1.000	0.3430	1	08/11/26 17:56	08/12/26 10:06	EPA 3005A	1,6020B	CEY

Project Name: E-25060-RL-2530065 **Lab Number:** L2650744

Project Number: 058161 **Report Date:** 08/12/26

SAMPLE RESULTS

Lab ID: L2650744-02 Date Collected: 08/05/26 13:05

Client ID: UMPA260805MW4D Date Received: 08/06/26

Sample Location: WASHINGTON CROSSING, PA Field Prep: Refer to COC

Sample Depth:

Matrix: Water

Parameter	Result	Qualifier	Units	RL	MDL	Dilution Factor	Date Prepared	Date Analyzed	Prep Method	Analytical Method	Analyst
Dissolved Metals - Mansfield Lab											
Lead, Dissolved	ND		ug/l	1.000	0.3430	1	08/11/26 17:56	08/12/26 10:09	EPA 3005A	1,6020B	CEY

Project Name: E-25060-RL-2530065 **Lab Number:** L2650744

Project Number: 058161 **Report Date:** 08/12/26

SAMPLE RESULTS

Lab ID: L2650744-03 Date Collected: 08/05/26 12:15

Client ID: UMPA260805MW8S Date Received: 08/06/26

Sample Location: WASHINGTON CROSSING, PA Field Prep: Refer to COC

Sample Depth:

Matrix: Water

Parameter	Result	Qualifier	Units	RL	MDL	Dilution Factor	Date Prepared	Date Analyzed	Prep Method	Analytical Method	Analyst
Dissolved Metals - Mansfield Lab											
Lead, Dissolved	ND		ug/l	1.000	0.3430	1	08/11/26 17:56	08/12/26 09:35	EPA 3005A	1,6020B	CEY

Project Name: E-25060-RL-2530065 **Lab Number:** L2650744

Project Number: 058161 **Report Date:** 08/12/26

SAMPLE RESULTS

Lab ID: L2650744-04 Date Collected: 08/05/26 15:40

Client ID: UMPA260805RW4 Date Received: 08/06/26

Sample Location: WASHINGTON CROSSING, PA Field Prep: Refer to COC

Sample Depth:

Matrix: Water

Parameter	Result	Qualifier	Units	RL	MDL	Dilution Factor	Date Prepared	Date Analyzed	Prep Method	Analytical Method	Analyst
Dissolved Metals - Mansfield Lab											
Lead, Dissolved	ND		ug/l	1.000	0.3430	1	08/11/26 17:56	08/12/26 10:12	EPA 3005A	1,6020B	CEY

Project Name: E-25060-RL-2530065 **Lab Number:** L2650744

Project Number: 058161 **Report Date:** 08/12/26

SAMPLE RESULTS

Lab ID: L2650744-05 Date Collected: 08/05/26 16:30

Client ID: UMPA260805MW9S Date Received: 08/06/26

Sample Location: WASHINGTON CROSSING, PA Field Prep: Refer to COC

Sample Depth:

Matrix: Water

Parameter	Result	Qualifier	Units	RL	MDL	Dilution Factor	Date Prepared	Date Analyzed	Prep Method	Analytical Method	Analyst
Dissolved Metals - Mansfield Lab											
Lead, Dissolved	ND		ug/l	1.000	0.3430	1	08/11/26 17:56	08/12/26 10:14	EPA 3005A	1,6020B	CEY

Project Name: E-25060-RL-2530065 **Lab Number:** L2650744

Project Number: 058161 **Report Date:** 08/12/26

SAMPLE RESULTS

Lab ID: L2650744-06 Date Collected: 08/05/26 10:30

Client ID: UMPA260805MW7S Date Received: 08/06/26

Sample Location: WASHINGTON CROSSING, PA Field Prep: Refer to COC

Sample Depth:

Matrix: Water

Parameter	Result	Qualifier	Units	RL	MDL	Dilution Factor	Date Prepared	Date Analyzed	Prep Method	Analytical Method	Analyst
Dissolved Metals - Mansfield Lab											
Lead, Dissolved	ND		ug/l	1.000	0.3430	1	08/11/26 17:56	08/12/26 10:17	EPA 3005A	1,6020B	CEY

Project Name: E-25060-RL-2530065 **Lab Number:** L2650744

Project Number: 058161 **Report Date:** 08/12/26

SAMPLE RESULTS

Lab ID: L2650744-07 Date Collected: 08/05/26 12:40

Client ID: UMPA260805MW7D Date Received: 08/06/26

Sample Location: WASHINGTON CROSSING, PA Field Prep: Refer to COC

Sample Depth:

Matrix: Water

Parameter	Result	Qualifier	Units	RL	MDL	Dilution Factor	Date Prepared	Date Analyzed	Prep Method	Analytical Method	Analyst
Dissolved Metals - Mansfield Lab											
Lead, Dissolved	ND		ug/l	1.000	0.3430	1	08/11/26 17:56	08/12/26 10:25	EPA 3005A	1,6020B	CEY

Project Name: E-25060-RL-2530065 **Lab Number:** L2650744

Project Number: 058161 **Report Date:** 08/12/26

SAMPLE RESULTS

Lab ID: L2650744-08 Date Collected: 08/05/26 15:15

Client ID: UMPA260805MW8D Date Received: 08/06/26

Sample Location: WASHINGTON CROSSING, PA Field Prep: Refer to COC

Sample Depth:

Matrix: Water

Parameter	Result	Qualifier	Units	RL	MDL	Dilution Factor	Date Prepared	Date Analyzed	Prep Method	Analytical Method	Analyst
Dissolved Metals - Mansfield Lab											
Lead, Dissolved	ND		ug/l	1.000	0.3430	1	08/11/26 17:56	08/12/26 10:28	EPA 3005A	1,6020B	CEY

Project Name: E-25060-RL-2530065 **Lab Number:** L2650744

Project Number: 058161 **Report Date:** 08/12/26

SAMPLE RESULTS

Lab ID: L2650744-09 Date Collected: 08/05/26 00:00

Client ID: UMPA260805DUP Date Received: 08/06/26

Sample Location: WASHINGTON CROSSING, PA Field Prep: Refer to COC

Sample Depth:

Matrix: Water

Parameter	Result	Qualifier	Units	RL	MDL	Dilution Factor	Date Prepared	Date Analyzed	Prep Method	Analytical Method	Analyst
Dissolved Metals - Mansfield Lab											
Lead, Dissolved	ND		ug/l	1.000	0.3430	1	08/11/26 17:56	08/12/26 10:31	EPA 3005A	1,6020B	CEY

Project Name: E-25060-RL-2530065 **Lab Number:** L2650744

Project Number: 058161 **Report Date:** 08/12/26

SAMPLE RESULTS

Lab ID: L2650744-10 Date Collected: 08/05/26 12:40

Client ID: UMPA260805MW10D Date Received: 08/06/26

Sample Location: WASHINGTON CROSSING, PA Field Prep: Refer to COC

Sample Depth:

Matrix: Water

Parameter	Result	Qualifier	Units	RL	MDL	Dilution Factor	Date Prepared	Date Analyzed	Prep Method	Analytical Method	Analyst
Dissolved Metals - Mansfield Lab											
Lead, Dissolved	ND		ug/l	1.000	0.3430	1	08/11/26 17:56	08/12/26 10:33	EPA 3005A	1,6020B	CEY

Project Name: E-25060-RL-2530065 **Lab Number:** L2650744

Project Number: 058161 **Report Date:** 08/12/26

SAMPLE RESULTS

Lab ID: L2650744-11 Date Collected: 08/05/26 11:25

Client ID: UMPA260805MW9D Date Received: 08/06/26

Sample Location: WASHINGTON CROSSING, PA Field Prep: Refer to COC

Sample Depth:

Matrix: Water

Parameter	Result	Qualifier	Units	RL	MDL	Dilution Factor	Date Prepared	Date Analyzed	Prep Method	Analytical Method	Analyst
Dissolved Metals - Mansfield Lab											
Lead, Dissolved	ND		ug/l	1.000	0.3430	1	08/11/26 17:56	08/12/26 10:36	EPA 3005A	1,6020B	CEY

Project Name: E-25060-RL-2530065 **Lab Number:** L2650744

Project Number: 058161 **Report Date:** 08/12/26

SAMPLE RESULTS

Lab ID: L2650744-12 Date Collected: 08/05/26 15:05

Client ID: UMPA260805MW6S Date Received: 08/06/26

Sample Location: WASHINGTON CROSSING, PA Field Prep: Refer to COC

Sample Depth:

Matrix: Water

Parameter	Result	Qualifier	Units	RL	MDL	Dilution Factor	Date Prepared	Date Analyzed	Prep Method	Analytical Method	Analyst
Dissolved Metals - Mansfield Lab											
Lead, Dissolved	ND		ug/l	1.000	0.3430	1	08/11/26 17:56	08/12/26 10:39	EPA 3005A	1,6020B	CEY

Project Name: E-25060-RL-2530065 **Lab Number:** L2650744

Project Number: 058161 **Report Date:** 08/12/26

Method Blank Analysis
Batch Quality Control

Parameter	Result	Qualifier	Units	RL	MDL	Dilution Factor	Date Prepared	Date Analyzed	Analytical Method	Analyst
Dissolved Metals - Mansfield Lab for sample(s): 01-12 Batch: WG2253934-1										
Lead, Dissolved	ND		ug/l	1.000	0.3430	1	08/11/26 17:56	08/12/26 09:53	1,6020B	CEY

Prep Information

Digestion Method: EPA 3005A

Lab Control Sample Analysis
Batch Quality Control

Project Name: E-25060-RL-2530065
Project Number: 058161
Lab Number: L2650744
Report Date: 08/12/26

Parameter	LCS %Recovery	Qual	LCSD %Recovery	Qual	%Recovery Limits	RPD	Qual	RPD Limits
Dissolved Metals - Mansfield Lab Associated sample(s): 01-12 Batch: WG2253934-2								
Lead, Dissolved	95		-		80-120	-		

Matrix Spike Analysis
Batch Quality Control

Project Name: E-25060-RL-2530065
Project Number: 058161
Lab Number: L2650744
Report Date: 08/12/26

Parameter	Native Sample	MS Added	MS Found	MS %Recovery	Qual	MSD Found	MSD %Recovery	Qual	Recovery Limits	RPD	Qual	RPD Limits
Dissolved Metals - Mansfield Lab Associated sample(s): 01-12 QC Batch ID: WG2253934-3 WG2253934-4 QC Sample: L2650744-03 Client ID: UMPA260805MW8S												
Lead, Dissolved	ND	530	503.9	95		514.0	97		75-125	2		20

Project Name: E-25060-RL-2530065
Project Number: 058161

Lab Number: L2650744
Report Date: 08/12/26

Sample Receipt and Container Information

Were project specific reporting limits specified? YES

Cooler Information

Cooler	Custody Seal
A	Absent
B	Absent

Container Information

Container ID	Container Type	Cooler	Initial pH	Final pH	Temp deg C	Pres	Seal	Frozen Date/Time	Analysis(*)
L2650744-01A	Vial HCl preserved	NA	NA			Y	Absent		PA-8260(14)
L2650744-01B	Vial HCl preserved	NA	NA			Y	Absent		PA-8260(14)
L2650744-01C	Vial HCl preserved	NA	NA			Y	Absent		PA-8260(14)
L2650744-01D	Vial Na2S2O3 preserved	NA	NA			Y	Absent		8011(14)
L2650744-01E	Vial Na2S2O3 preserved	NA	NA			Y	Absent		8011(14)
L2650744-01F	Plastic 250ml HNO3 preserved	NA	<2	<2		Y	Absent		PB-6020S-PPB(180)
L2650744-02A	Vial HCl preserved	NA	NA			Y	Absent		PA-8260(14)
L2650744-02B	Vial HCl preserved	NA	NA			Y	Absent		PA-8260(14)
L2650744-02C	Vial HCl preserved	NA	NA			Y	Absent		PA-8260(14)
L2650744-02D	Vial Na2S2O3 preserved	NA	NA			Y	Absent		8011(14)
L2650744-02E	Vial Na2S2O3 preserved	NA	NA			Y	Absent		8011(14)
L2650744-02F	Plastic 250ml HNO3 preserved	NA	<2	<2		Y	Absent		PB-6020S-PPB(180)
L2650744-03A	Vial HCl preserved	NA	NA			Y	Absent		PA-8260(14)
L2650744-03A1	Vial HCl preserved	NA	NA			Y	Absent		PA-8260(14)
L2650744-03A2	Vial HCl preserved	NA	NA			Y	Absent		PA-8260(14)
L2650744-03B	Vial HCl preserved	NA	NA			Y	Absent		PA-8260(14)
L2650744-03B1	Vial HCl preserved	NA	NA			Y	Absent		PA-8260(14)
L2650744-03B2	Vial HCl preserved	NA	NA			Y	Absent		PA-8260(14)
L2650744-03C	Vial HCl preserved	NA	NA			Y	Absent		PA-8260(14)
L2650744-03C1	Vial HCl preserved	NA	NA			Y	Absent		PA-8260(14)
L2650744-03C2	Vial HCl preserved	NA	NA			Y	Absent		PA-8260(14)
L2650744-03D	Vial Na2S2O3 preserved	NA	NA			Y	Absent		8011(14)

*Values in parentheses indicate holding time in days

Project Name: E-25060-RL-2530065
Project Number: 058161

Lab Number: L2650744
Report Date: 08/12/26

Container Information

Container ID	Container Type	Cooler	Initial pH	Final pH	Temp deg C	Pres	Seal	Frozen Date/Time	Analysis(*)
L2650744-03D1	Vial Na2S2O3 preserved	NA	NA			Y	Absent		8011(14)
L2650744-03D2	Vial Na2S2O3 preserved	NA	NA			Y	Absent		8011(14)
L2650744-03E	Vial Na2S2O3 preserved	NA	NA			Y	Absent		8011(14)
L2650744-03E1	Vial Na2S2O3 preserved	NA	NA			Y	Absent		8011(14)
L2650744-03E2	Vial Na2S2O3 preserved	NA	NA			Y	Absent		8011(14)
L2650744-03F	Plastic 250ml HNO3 preserved	NA	<2	<2		Y	Absent		PB-6020S-PPB(180)
L2650744-03F1	Plastic 250ml HNO3 preserved	NA	<2	<2		Y	Absent		PB-6020S-PPB(180)
L2650744-03F2	Plastic 250ml HNO3 preserved	NA	<2	<2		Y	Absent		PB-6020S-PPB(180)
L2650744-04A	Vial HCl preserved	NA	NA			Y	Absent		PA-8260(14)
L2650744-04B	Vial HCl preserved	NA	NA			Y	Absent		PA-8260(14)
L2650744-04C	Vial HCl preserved	NA	NA			Y	Absent		PA-8260(14)
L2650744-04D	Vial Na2S2O3 preserved	NA	NA			Y	Absent		8011(14)
L2650744-04E	Vial Na2S2O3 preserved	NA	NA			Y	Absent		8011(14)
L2650744-04F	Plastic 250ml HNO3 preserved	NA	<2	<2		Y	Absent		PB-6020S-PPB(180)
L2650744-05A	Vial HCl preserved	NA	NA			Y	Absent		PA-8260(14)
L2650744-05B	Vial HCl preserved	NA	NA			Y	Absent		PA-8260(14)
L2650744-05C	Vial HCl preserved	NA	NA			Y	Absent		PA-8260(14)
L2650744-05D	Vial Na2S2O3 preserved	NA	NA			Y	Absent		8011(14)
L2650744-05E	Vial Na2S2O3 preserved	NA	NA			Y	Absent		8011(14)
L2650744-05F	Plastic 250ml HNO3 preserved	NA	<2	<2		Y	Absent		PB-6020S-PPB(180)
L2650744-06A	Vial HCl preserved	NA	NA			Y	Absent		PA-8260(14)
L2650744-06B	Vial HCl preserved	NA	NA			Y	Absent		PA-8260(14)
L2650744-06C	Vial HCl preserved	NA	NA			Y	Absent		PA-8260(14)
L2650744-06D	Vial Na2S2O3 preserved	NA	NA			Y	Absent		8011(14)
L2650744-06E	Vial Na2S2O3 preserved	NA	NA			Y	Absent		8011(14)
L2650744-06F	Plastic 250ml HNO3 preserved	NA	<2	<2		Y	Absent		PB-6020S-PPB(180)
L2650744-07A	Vial HCl preserved	NA	NA			Y	Absent		PA-8260(14)
L2650744-07B	Vial HCl preserved	NA	NA			Y	Absent		PA-8260(14)

*Values in parentheses indicate holding time in days

Container Information

Container ID	Container Type	Cooler	Initial pH	Final pH	Temp deg C	Pres	Seal	Frozen Date/Time	Analysis(*)
L2650744-07C	Vial HCl preserved	NA	NA			Y	Absent		PA-8260(14)
L2650744-07D	Vial Na2S2O3 preserved	NA	NA			Y	Absent		8011(14)
L2650744-07E	Vial Na2S2O3 preserved	NA	NA			Y	Absent		8011(14)
L2650744-07F	Plastic 250ml HNO3 preserved	NA	<2	<2		Y	Absent		PB-6020S-PPB(180)
L2650744-08A	Vial HCl preserved	NA	NA			Y	Absent		PA-8260(14)
L2650744-08B	Vial HCl preserved	NA	NA			Y	Absent		PA-8260(14)
L2650744-08C	Vial HCl preserved	NA	NA			Y	Absent		PA-8260(14)
L2650744-08D	Vial Na2S2O3 preserved	NA	NA			Y	Absent		8011(14)
L2650744-08E	Vial Na2S2O3 preserved	NA	NA			Y	Absent		8011(14)
L2650744-08F	Plastic 250ml HNO3 preserved	NA	<2	<2		Y	Absent		PB-6020S-PPB(180)
L2650744-09A	Vial HCl preserved	NA	NA			Y	Absent		PA-8260(14)
L2650744-09B	Vial HCl preserved	NA	NA			Y	Absent		PA-8260(14)
L2650744-09C	Vial HCl preserved	NA	NA			Y	Absent		PA-8260(14)
L2650744-09D	Vial Na2S2O3 preserved	NA	NA			Y	Absent		8011(14)
L2650744-09E	Vial Na2S2O3 preserved	NA	NA			Y	Absent		8011(14)
L2650744-09F	Plastic 250ml HNO3 preserved	NA	<2	<2		Y	Absent		PB-6020S-PPB(180)
L2650744-10A	Vial HCl preserved	NA	NA			Y	Absent		PA-8260(14)
L2650744-10B	Vial HCl preserved	NA	NA			Y	Absent		PA-8260(14)
L2650744-10C	Vial HCl preserved	NA	NA			Y	Absent		PA-8260(14)
L2650744-10D	Vial Na2S2O3 preserved	NA	NA			Y	Absent		8011(14)
L2650744-10E	Vial Na2S2O3 preserved	NA	NA			Y	Absent		8011(14)
L2650744-10F	Plastic 250ml HNO3 preserved	NA	<2	<2		Y	Absent		PB-6020S-PPB(180)
L2650744-11A	Vial HCl preserved	NA	NA			Y	Absent		PA-8260(14)
L2650744-11B	Vial HCl preserved	NA	NA			Y	Absent		PA-8260(14)
L2650744-11C	Vial HCl preserved	NA	NA			Y	Absent		PA-8260(14)
L2650744-11D	Vial Na2S2O3 preserved	NA	NA			Y	Absent		8011(14)
L2650744-11E	Vial Na2S2O3 preserved	NA	NA			Y	Absent		8011(14)
L2650744-11F	Plastic 250ml HNO3 preserved	NA	<2	<2		Y	Absent		PB-6020S-PPB(180)

*Values in parentheses indicate holding time in days

Project Name: E-25060-RL-2530065
Project Number: 058161

Lab Number: L2650744
Report Date: 08/12/26

Container Information

Container ID	Container Type	Cooler	Initial pH	Final pH	Temp deg C	Pres	Seal	Frozen Date/Time	Analysis(*)
L2650744-12A	Vial HCl preserved	NA	NA			Y	Absent		PA-8260(14)
L2650744-12B	Vial HCl preserved	NA	NA			Y	Absent		PA-8260(14)
L2650744-12C	Vial HCl preserved	NA	NA			Y	Absent		PA-8260(14)
L2650744-12D	Vial Na2S2O3 preserved	NA	NA			Y	Absent		8011(14)
L2650744-12E	Vial Na2S2O3 preserved	NA	NA			Y	Absent		8011(14)
L2650744-12F	Plastic 250ml HNO3 preserved	NA	<2	<2		Y	Absent		PB-6020S-PPB(180)

*Values in parentheses indicate holding time in days

Project Name: E-25060-RL-2530065 **Lab Number:** L2650744

Project Number: 058161 **Report Date:** 08/12/26

GLOSSARY

Acronyms

DL	- Detection Limit: This value represents the level to which target analyte concentrations are reported as estimated values, when those target analyte concentrations are quantified below the limit of quantitation (LOQ). The DL includes any adjustments from dilutions, concentrations or moisture content, where applicable. (DoD report formats only.)
EDL	- Estimated Detection Limit: This value represents the level to which target analyte concentrations are reported as estimated values, when those target analyte concentrations are quantified below the reporting limit (RL). The EDL includes any adjustments from dilutions, concentrations or moisture content, where applicable. The use of EDLs is specific to the analysis of PAHs using Solid-Phase Microextraction (SPME).
EMPC	- Estimated Maximum Possible Concentration: The concentration that results from the signal present at the retention time of an analyte when the ions meet all of the identification criteria except the ion abundance ratio criteria. An EMPC is a worst-case estimate of the concentration.
EPA	- Environmental Protection Agency.
LCS	- Laboratory Control Sample: A sample matrix, free from the analytes of interest, spiked with verified known amounts of analytes or a material containing known and verified amounts of analytes.
LCSD	- Laboratory Control Sample Duplicate: Refer to LCS.
LFB	- Laboratory Fortified Blank: A sample matrix, free from the analytes of interest, spiked with verified known amounts of analytes or a material containing known and verified amounts of analytes.
LOD	- Limit of Detection: This value represents the level to which a target analyte can reliably be detected for a specific analyte in a specific matrix by a specific method. The LOD includes any adjustments from dilutions, concentrations or moisture content, where applicable. (DoD report formats only.)
LOQ	- Limit of Quantitation: The value at which an instrument can accurately measure an analyte at a specific concentration. The LOQ includes any adjustments from dilutions, concentrations or moisture content, where applicable. (DoD report formats only.) Limit of Quantitation: The value at which an instrument can accurately measure an analyte at a specific concentration. The LOQ includes any adjustments from dilutions, concentrations or moisture content, where applicable. (DoD report formats only.)
MDL	- Method Detection Limit: This value represents the level to which target analyte concentrations are reported as estimated values, when those target analyte concentrations are quantified below the reporting limit (RL). The MDL includes any adjustments from dilutions, concentrations or moisture content, where applicable.
MS	- Matrix Spike Sample: A sample prepared by adding a known mass of target analyte to a specified amount of matrix sample for which an independent estimate of target analyte concentration is available. For Method 332.0, the spike recovery is calculated using the native concentration, including estimated values.
MSD	- Matrix Spike Sample Duplicate: Refer to MS.
NA	- Not Applicable.
NC	- Not Calculated: Term is utilized when one or more of the results utilized in the calculation are non-detect at the parameter's reporting unit.
NDPA/DPA	- N-Nitrosodiphenylamine/Diphenylamine.
NI	- Not Ignitable.
NP	- Non-Plastic: Term is utilized for the analysis of Atterberg Limits in soil.
NR	- No Results: Term is utilized when 'No Target Compounds Requested' is reported for the analysis of Volatile or Semivolatile Organic TIC only requests.
RL	- Reporting Limit: The value at which an instrument can accurately measure an analyte at a specific concentration. The RL includes any adjustments from dilutions, concentrations or moisture content, where applicable.
RPD	- Relative Percent Difference: The results from matrix and/or matrix spike duplicates are primarily designed to assess the precision of analytical results in a given matrix and are expressed as relative percent difference (RPD). Values which are less than five times the reporting limit for any individual parameter are evaluated by utilizing the absolute difference between the values; although the RPD value will be provided in the report.
SRM	- Standard Reference Material: A reference sample of a known or certified value that is of the same or similar matrix as the associated field samples.
STLP	- Semi-dynamic Tank Leaching Procedure per EPA Method 1315.
TEF	- Toxic Equivalency Factors: The values assigned to each dioxin and furan to evaluate their toxicity relative to 2,3,7,8-TCDD.
TEQ	- Toxic Equivalent: The measure of a sample's toxicity derived by multiplying each dioxin and furan by its corresponding TEF and then summing the resulting values.
TIC	- Tentatively Identified Compound: A compound that has been identified to be present and is not part of the target compound list (TCL) for the method and/or program. All TICs are qualitatively identified and reported as estimated concentrations.

Report Format: DU Report with 'J' Qualifiers

Project Name:	E-25060-RL-2530065	**Lab Number:**	L2650744
Project Number:	058161	**Report Date:**	08/12/26

Footnotes

1 - The reference for this analyte should be considered modified since this analyte is absent from the target analyte list of the original method.

Terms

Analytical Method: Both the document from which the method originates and the analytical reference method. (Example: EPA 8260B is shown as 1,8260B.) The codes for the reference method documents are provided in the References section of the Addendum.

Chlordane: The target compound Chlordane (CAS No. 57-74-9) is reported for GC ECD analyses. Per EPA,this compound "refers to a mixture of chlordane isomers, other chlorinated hydrocarbons and numerous other components." (Reference: USEPA Toxicological Review of Chlordane, In Support of Summary Information on the Integrated Risk Information System (IRIS), December 1997.)

Difference: With respect to Total Oxidizable Precursor (TOP) Assay analysis, the difference is defined as the Post-Treatment value minus the Pre-Treatment value.

Final pH: As it pertains to Sample Receipt & Container Information section of the report, Final pH reflects pH of container determined after adjustment at the laboratory, if applicable. If no adjustment required, value reflects Initial pH.

Frozen Date/Time: With respect to Volatile Organics in soil, Frozen Date/Time reflects the date/time at which associated Reagent Water-preserved vials were initially frozen. Note: If frozen date/time is beyond 48 hours from sample collection, value will be reflected in 'bold'.

Gasoline Range Organics (GRO): Gasoline Range Organics (GRO) results include all chromatographic peaks eluting from Methyl tert butyl ether through Naphthalene, with the exception of GRO analysis in support of State of Ohio programs, which includes all chromatographic peaks eluting from Hexane through Dodecane.

Initial pH: As it pertains to Sample Receipt & Container Information section of the report, Initial pH reflects pH of container determined upon receipt, if applicable.

PAH Total: With respect to Alkylated PAH analyses, the 'PAHs, Total' result is defined as the summation of results for all or a subset of the following compounds: Naphthalene, C1-C4 Naphthalenes, 2-Methylnaphthalene, 1-Methylnaphthalene, Biphenyl, Acenaphthylene, Acenaphthene, Fluorene, C1-C3 Fluorenes, Phenanthrene, C1-C4 Phenanthrenes/Anthracenes, Anthracene, Fluoranthene, Pyrene, C1-C4 Fluoranthenes/Pyrenes, Benz(a)anthracene, Chrysene, C1-C4 Chrysenes, Benzo(b)fluoranthene, Benzo(j)+(k)fluoranthene, Benzo(e)pyrene, Benzo(a)pyrene, Perylene, Indeno(1,2,3-cd)pyrene, Dibenz(ah)+(ac)anthracene, Benzo(g,h,i)perylene. If a 'Total' result is requested, the results of its individual components will also be reported.

PFAS Total: With respect to PFAS analyses, the 'PFAS, Total (5)' result is defined as the summation of results for: PFHpA, PFHxS, PFOA, PFNA and PFOS. In addition, the 'PFAS, Total (6)' result is defined as the summation of results for: PFHpA, PFHxS, PFOA, PFNA, PFDA and PFOS. For MassDEP DW compliance analysis only, the 'PFAS, Total (6)' result is defined as the summation of results at or above the RL. Note: If a 'Total' result is requested, the results of its individual components will also be reported.

Total: With respect to Organic analyses, a 'Total' result is defined as the summation of results for individual isomers or Aroclors. If a 'Total' result is requested, the results of its individual components will also be reported. This is applicable to 'Total' results for methods 8260, 8081 and 8082.

Data Qualifiers

A - Spectra identified as "Aldol Condensates" are byproducts of the extraction/concentration procedures when acetone is introduced in the process.

B - The analyte was detected above the reporting limit in the associated method blank. Flag only applies to associated field samples that have detectable concentrations of the analyte at less than ten times (10x) the concentration found in the blank. For MCP-related projects, flag only applies to associated field samples that have detectable concentrations of the analyte at less than ten times (10x) the concentration found in the blank. For DOD-related projects, flag only applies to associated field samples that have detectable concentrations of the analyte at less than ten times (10x) the concentration found in the blank AND the analyte was detected above one-half the reporting limit (or above the reporting limit for common lab contaminants) in the associated method blank. For NJ-Air-related projects, flag only applies to associated field samples that have detectable concentrations of the analyte above the reporting limit. For NJ-related projects (excluding Air), flag only applies to associated field samples that have detectable concentrations of the analyte, which was detected above the reporting limit in the associated method blank or above five times the reporting limit for common lab contaminants (Phthalates, Acetone, Methylene Chloride, 2-Butanone).

C - Co-elution: The target analyte co-elutes with a known lab standard (i.e. surrogate, internal standards, etc.) for co-extracted analyses.

D - Concentration of analyte was quantified from diluted analysis. Flag only applies to field samples that have detectable concentrations of the analyte.

E - Concentration of analyte exceeds the range of the calibration curve and/or linear range of the instrument.

F - The ratio of quantifier ion response to qualifier ion response falls outside of the laboratory criteria. Results are considered to be an estimated maximum concentration.

G - The concentration may be biased high due to matrix interferences (i.e, co-elution) with non-target compound(s). The result should be considered estimated.

H - The analysis of pH was performed beyond the regulatory-required holding time of 15 minutes from the time of sample collection.

I - The lower value for the two columns has been reported due to obvious interference.

J - Estimated value. The Target analyte concentration is below the quantitation limit (RL), but above the Method Detection Limit (MDL) or Estimated Detection Limit (EDL) for SPME-related analyses. This represents an estimated concentration for Tentatively Identified Compounds (TICs). For calculated parameters, this represents that one or more values used in the calculation were

Project Name:	E-25060-RL-2530065	**Lab Number:**	L2650744
Project Number:	058161	**Report Date:**	08/12/26

Data Qualifiers

estimated.

M - Reporting Limit (RL) exceeds the MCP CAM Reporting Limit for this analyte.

ND - Not detected at the method detection limit (MDL) for the sample, or estimated detection limit (EDL) for SPME-related analyses.

NJ - Presumptive evidence of compound. This represents an estimated concentration for Tentatively Identified Compounds (TICs), where the identification is based on a mass spectral library search.

P - The RPD between the results for the two columns exceeds the method-specified criteria.

Q - The quality control sample exceeds the associated acceptance criteria. For DOD-related projects, LCS and/or Continuing Calibration Standard exceedences are also qualified on all associated sample results. Note: This flag is not applicable for matrix spike recoveries when the sample concentration is greater than 4x the spike added or for batch duplicate RPD when the sample concentrations are less than 5x the RL. (Metals only.)

R - Analytical results are from sample re-analysis.

RE - Analytical results are from sample re-extraction.

S - Analytical results are from modified screening analysis.

V - The surrogate associated with this target analyte has a recovery outside the QC acceptance limits. (Applicable to MassDEP DW Compliance samples only.)

Z - The batch matrix spike and/or duplicate associated with this target analyte has a recovery/RPD outside the QC acceptance limits. (Applicable to MassDEP DW Compliance samples only.)

Project Name: E-25060-RL-2530065 **Lab Number:** L2650744

Project Number: 058161 **Report Date:** 08/12/26

REFERENCES

1 Test Methods for Evaluating Solid Waste: Physical/Chemical Methods. EPA SW-846. Third Edition. Updates I - VI, 2018.

LIMITATION OF LIABILITIES

Pace Analytical Services performs services with reasonable care and diligence normal to the analytical testing laboratory industry. In the event of an error, the sole and exclusive responsibility of Pace Analytical Services shall be to re-perform the work at it's own expense. In no event shall Pace Analytical Services be held liable for any incidental, consequential or special damages, including but not limited to, damages in any way connected with the use of, interpretation of, information or analysis provided by Pace Analytical Services.

We strongly urge our clients to comply with EPA protocol regarding sample volume, preservation, cooling, containers, sampling procedures, holding time and splitting of samples in the field.

ENV-FORM-WES2-0065 v03 Certificate/Approval Program Summary

Certification Information

The following analytes are not included in our Primary NELAP Scope of Accreditation:

PAS-WES2 Westborough Facility – 8 Walkup Dr. Westborough, MA 01581
EPA 8260D: NPW: 1,2,4,5-Tetramethylbenzene; 4-Ethyltoluene; SCM: Iodomethane (methyl iodide), 1,2,4,5-Tetramethylbenzene; 4-Ethyltoluene.
EPA 8270E: NPW: Dimethylnaphthalene,1,4-Diphenylhydrazine, alpha-Terpineol, Azobenzene; SCM: Dimethylnaphthalene,1,4-Diphenylhydrazine.
SM4500: NPW: Amenable Cyanide; SCM: Total Phosphorus, TKN, NO2, NO3.

PAS-MANS Mansfield Facility – 320 Forbes Blvd. Mansfield, MA 02048
SM 2540D: TSS.
Biological Tissue Matrix: EPA 3050B

PAS-MAN1 Mansfield Facility – 120 Forbes Blvd. Mansfield, MA 02048
EPA TO-15: Halothane, 2,4,4-Trimethyl-2-pentene, 2,4,4-Trimethyl-1-pentene, Thiophene, 2-Methylthiophene, 3-Methylthiophene, 2-Ethylthiophene, 1,2,3-Trimethylbenzene, Indan, Indene, 1,2,4,5-Tetramethylbenzene, Benzothiophene, 1-Methylnaphthalene.
MADEP-APH.

PAS-ELON East Longmeadow Facility – 39 Spruce Street East Longmeadow, MA 01028
EPA 524.2: 1,3,5-Trichlorobenzene, m/p-Xylene, o-xylene.
EPA 625.1: 1,2-Dichlorobenzene, 1,3-Dichlorobenzene, 1,4-Dichlorobenzene, N-Nitrosodiphenylamine**.**
EPA 8081B NPW and SCM: Alachlor, Endrin Ketone, Hexachlorobenzene.
EPA 8260D NPW: Tetrahydrofuran, 1,3,5-Trichlorobenzene; **SCM:** TAME, TBEE, Diethyl ether, DIPE, Tetrahydrofuran. 1,3,5-Trichlorobenzene, Freon-113**.**
EPA 8270E: NPW: Carbazole, 1-Methylnaphthalene, Pentachloronitrobenzene; **SCM:** Carbazole, 1-Methylnaphthalene**.**
EPA TO-13: Air: Benzo(e)pyrene, 1-Methylnaphthalene, 2-Methylnaphthalene, Perylene.
EPA TO-4A Pesticide Air: delta-BHC, Endosulfan I, Endosulfan II, Endosulfan Sulfate, Endrin, Endrin Aldehyde, Endrin Ketone, Hexachlorobenzene, Methoxychlor.
SM4500: NPW: Amenable Cyanide; **SCM:** Total Phosphorus, TKN, NH3, NECi: NO2, NO3, ASTMD516**.**

The following test method is not included in our New Jersey Secondary NELAP Scope of Accreditation:

PAS-MANS Mansfield Facility – 320 Forbes Blvd. Mansfield, MA 02048
Determination of Selected Perfluorinated Alkyl Substances by Solid Phase Extraction and Liquid Chromatography/Tandem Mass Spectrometry Isotope Dilution (via Alpha SOP 23528)

The following analytes are included in our Massachusetts DEP Scope of Accreditation:

PAS-WES2 Westborough Facility – 8 Walkup Dr. Westborough, MA 01581

Drinking Water
EPA 300.0: Chloride, Nitrate-N, Fluoride, Sulfate; **EPA 353.2**: Nitrate-N, Nitrite-N; **SM4500NO3-F**: Nitrate-N, Nitrite-N; **SM4500F-C, SM4500CN-CE, EPA 180.1, SM2130B, SM4500Cl-D, SM2320B, SM2540C, SM4500H-B, SM4500NO2-B**
EPA 504.1: EDB, DBCP.
Microbiology: **SM9215B; SM9223-P/A, SM9223B-Colilert-QT,**.

Non-Potable Water
SM4500H,B, EPA 120.1, SM2510B, SM2540C, SM2320B, SM4500CL-E, SM4500F-BC, SM4500NH3-BH: Ammonia-N and Kjeldahl-N, **EPA 350.1**: Ammonia-N, **LACHAT 10-107-06-1-B**: Ammonia-N, **EPA 351.1, SM4500NO3-F, EPA 353.2**: Nitrate-N**, SM4500P-E, SM4500P-B, E, SM4500SO4-E, SM5220D, EPA 410.4, SM5210B, SM4500CL-G, EPA 1664, EPA 420.1, SM4500-CN-CE, SM2540D, EPA 300: Chloride, Sulfate, Nitrate.**
Microbiology: **SM9223B-Colilert-QT; Enterolert-QT.**

PAS-MANS Mansfield Facility – 320 Forbes Blvd. Mansfield, MA 02048

Drinking Water
EPA 200.7: Al, Ba, Cd, Cr, Cu, Fe, Mn, Ni, Na, Ag, Ca, Zn. **EPA 200.8:** Al, Sb, As, Ba, Be, Cd, Cr, Cu, Pb, Mn, Ni, Se, Ag, TL, Zn. **EPA 245.1** Hg.
EPA 522, EPA 537.1.

Non-Potable Water
EPA 200.7: Al, Sb, As, Be, Cd, Ca, Cr, Co, Cu, Fe, Pb, Mg, Mn, Mo, Ni, K, Se, Ag, Na, Sr, TL, Ti, V, Zn.
EPA 200.8: Al, Sb**,** As, Be, Cd, Ca, Cr, Cu, Fe, Pb, Mg, Mn, Ni, K, Se, Ag, Na, TL, Zn.
EPA 245.1: Hg. **EPA 245.7:** Hg.
SM2340B

ENV-FORM-WES2-0065 v03 Certificate/Approval Program Summary

PAS-ELON East Longmeadow Facility – 39 Spruce Street East Longmeadow, MA 01028

Drinking Water
EPA 300.0: NO3, NO2, Fl, Cl, SO4. **NECI Reductase**: NO3, NO2.
SM4500F-C, SM4500Cl-B, SM4500CN-C,E, EPA 180.1, SM2320B, SM 2540C, SM4500H-B, SM4500SO4-E.
EPA 537.1; EPA 524.2: THMs and VOCs; **EPA 504.1:** EDB, DBCP.
Microbiology: SM9223-P/A: TC/EC; SM9223B-Colilert-enumeration: TC/EC; HPC-Simplate.

Non-Potable Water
SM4500H-B, SM2510B, SM2540C, SM2320B, SM4500Cl-B, SM4500NH3-B, C, EPA 350.1, NECi: NO3, **SM4500NH3-B, C: TKN, SM4500P-E: Ortho Phosphate, SM4500P-B, E: Total Phosphorus, EPA 410.4, SM5210B, SM5310C, SM4500CN-C, E, SM2540D, SM4500Cl-G, SM4500SO4-E, EPA 1664, EPA 420.1, EPA 300.0:** Cl, SO4, NO3.
EPA 624.1: Volatile Halocarbons, Volatile Aromatics.
EPA 608.3: Chlordane, Toxaphene, Aldrin, Alpha-BHC, Beta-BHC, Gamma-BHC, Delta-BHC, Dieldrin, DDD, DDE, DDT, Endosulfan I, Endosulfan II, Endosulfan Sulfate, Endrin, Endrin Aldehyde, Heptachlor, Heptachlor Epoxide, PCBs.
EPA 625.1: SVOC-Acid Extractables and Base/Neutrals
Microbiology: SM9223B-Colilert: E. coli (Ambient and Wastewater), **SM9223B-Colilert-18:** Fecal Coliform (Wastewater).

Certification IDs:

PAS-WES2 Westborough Facility – 8 Walkup Dr. Westborough, MA 01581
CT PH-0826, IL 200077, IN C-MA-03, KY KY98045, ME MA00086, MD 348, MA M-MA086, NH 2064, NJ MA935, NY 11148, NC (NPW/SCM) 666, OR MA-1316, PA 68-03671, RI LAO00065, TX T104704476, VT VT-0935, VA 460195.

PAS-MANS Mansfield Facility – 320 Forbes Blvd. Mansfield, MA 02048
ANAB/DoD L2474, CA 3117, CO MA00030, CT PH-0825, IL 200081, IN C-MA-04, KY KY98046, LA 85084, ME MA00030, MD 350, MA M-MA00030, MI 9110, MN 025-999-495, NV MA00030, NH 2062, NJ MA015, NY 11627, NC (NPW/SCM) 685, OR MA-0262, PA 68-02089, RI LAO00299, TX T-104704419, UT MA00030, VT VT-0015, VA 460194, WA C954.

PAS-MAN1 Mansfield Air Lab Facility – 120 Forbes Blvd. Mansfield, MA 02048
ANAB/DoD L2474, LA 245052, ME MA01156, MN 025-999-498, NH 2249, NJ MA025, NY 12191, OR 4203, TX T104704583, VA 460311, WA C1104.

PAS-ELON East Longmeadow Facility – 39 Spruce St. East Longmeadow, MA 01028
CT PH-0821, ME MA00100, MI 9100, NC (DENR) 652, NC (DW) 25703, MA M-MA100, NH (Secondary) 2516, NH (Primary) 2557, NJ MA007, NY 10899, PA 68-05812, RI LAO00373, VA 460217, VT-255716, WV DEP 419, WV-DW 9979C, LA 05130, LA-DW LA042, MD-DW 373, OH 87781.

For a complete listing of analytes and methods, please contact your Project Manager.

Pace

CHAIN OF CUSTODY

PAGE 1 OF 2

Date Rec'd in Lab: 08/07/26

Pace Job #: L2650744

WESTBORO, MA TEL: 508-898-9220 FAX: 508-898-9193
MANSFIELD, MA TEL: 508-822-9300 FAX: 508-822-3288

Client Information

Client: Sunoco Pipeline(SPLP)
Address: 100 Green St
Marcus Hook, PA
Phone: 610-859-6297
Fax:
Email: bradford.fish@energytransfer.com
☐ These samples have been previously analyzed by Pace

Project Information

Project Name: E-25060-RL-2530065
Project Location: Washington Crossing, PA
Project #: 058161
Project Manager: Mark Schaeffer
Pace Quote #:

Turn-Around Time

☐ Standard ☒ RUSH (only confirmed if rush approved)
Date Due: 5-day TAT Time:

Report Information - Data Deliverables

☐ FAX ☐ EMAIL
☐ ADEx ☐ Add'l Deliverables

Billing Information

☐ Same as Client info PO #:

Regulatory Requirements/Report Limits

State /Fed Program | Criteria

Other Project Specific Requirements/Comments/Detection Limits:
Data Package: Level IV including CTEH & Environemental Standards EDDs; Bill to SPLP; VOC8260 list – benzene, toluene, ethylbenzene, total xylenes, methyl tert-butyl ether (MTBE), naphthalene, isopropylbenzene, 1,3,5-trimethylbenzene, 1,2,4-trimethylbenzene, 1,2-dichloroethane (EDC)

ANALYSIS: VOCs- USEPA 8260C; EDB- USEPA 8011; Lead(dissolved)- USEPA 6020B

SAMPLE HANDLING
Filtration ☒ Done ☐ Not needed ☐ Lab to do
Preservation ☐ Lab to do (Please specify below)

Pace Lab ID (Lab Use Only)	Sample ID	Collection Date	Collection Time	Sample Matrix	Sampler's Initials	VOCs- USEPA 8260C	EDB- USEPA 8011	Lead(dissolved)- USEPA 6020B	Sample Specific Comments	TOTAL # BOTTLES
50744-01	UMPA260805MW4S	8/05/26	1015	GW	GH	X	X	X		6
-02	UMPA260805MW4D	8/05/26	1305	GW	GH	X	X	X		6
-03	UMPA260805MW8S	8/05/26	1215	GW	JC	X	X	X		6
~~-04~~	UMPA260805MW8SMS	8/05/26	1218	GW	JC	X	X	X		6
~~-05~~	UMPA260805MW8SMSD	8/05/26	1220	GW	JC	X	X	X		6
-04 ~~-06~~	UMPA260805RW4	8/05/26	1540	GW	GH	X	X	X		6
-05 ~~-07~~	UMPA260805MW9S	8/05/26	1630	GW	ND	X	X	X		6
-06	UMPA260805MW7S	8/05/26	1030	GW	ND	X	X	X		6
-07	UMPA260805MW7D	8/05/26	1240	GW	ND	X	X	X		6
-08	UMPA260805MW8D	8/05/26	1515	GW	JC	X	X	X		6
					Container Type	V	V	P		
					Preservative	B	H	C		

Relinquished By:	Date/Time	Received By:	Date/Time
Stantec	8/6/26 1620	JDUCAN PACS	8/6/26 1620
JDUCAN PACS	8/6/26	JDUCAN PACS	8-7 0820

Please print clearly, legibly and completely. Samples can not be logged in and turnaround time clock will not start until any ambiguities are resolved. All samples submitted are subject to Pace's Terms and Conditions. See reverse side.

FORM NO: 01-01 (rev. 25-FEB-25)

JL 8-7 0800 DR1D7126-DLDD

CHAIN OF CUSTODY

PAGE 2 OF 2

Date Rec'd in Lab: 08/07/26

Pace Job #: L2650744

Pace
WESTBORO, MA TEL: 508-898-9220 FAX: 508-898-9193
MANSFIELD, MA TEL: 508-822-9300 FAX: 508-822-3288

Client Information

Client: Sunoco Pipeline(SPLP)
Address: 100 Green St
Marcus Hook, PA
Phone: 610-859-6297
Fax:
Email: bradford.fish@energytransfer.com
☐ These samples have been previously analyzed by Pace

Project Information

Project Name: E-25060-RL-2530065
Project Location: Washington Crossing, PA
Project #: 058161
Project Manager: Mark Schaeffer
Pace Quote #:

Turn-Around Time

☐ Standard ☒ RUSH (pre-approved)
Date Due: 5-day TAT Time:

Report Information - Data Deliverables

☐ FAX ☐ EMAIL
☐ ADEx ☐ Add'l Deliverables

Billing Information

☐ Same as Client info PO #:

Regulatory Requirements/Report Limits

State /Fed Program | Criteria

Other Project Specific Requirements/Comments/Detection Limits:
Data Package: Level IV including CTEH & Environemental Standards EDDs; Bill to SPLP; VOC8260 list – benzene, toluene, ethylbenzene, total xylenes, methyl tert-butyl ether (MTBE), naphthalene, isopropylbenzene, 1,3,5-trimethylbenzene, 1,2,4-trimethylbenzene, 1,2-dichloroethane (EDC)

Pace Lab ID (Lab Use Only)	Sample ID	Collection Date	Collection Time	Sample Matrix	Sampler's Initials	VOCs- USEPA 8260C	EDB- USEPA 8011	Lead(dissolved)- USEPA 6020B	Sample Specific Comments	Total # Bottles
50744-09	UMPA260805DUP	8/05/26	--	GW	ND	X	X	X	~~Duplite~~ Duplicate	6
-10	UMPA260806MW10D	8/06/26	1240	GW	JC	X	X	X		6
-11	UMPA260806MW9D	8/06/26	1125	GW	ND	X	X	X		6
-12	UMPA260806MW6S	8/06/26	1505	GW	GH	X	X	X		6

SAMPLE HANDLING
Filtration ☒ Done ☐ Not needed ☐ Lab to do
Preservation ☐ Lab to do (Please specify below)

Container Type	V	V	P
Preservative	B	H	C

Relinquished By:	Date/Time	Received By:	Date/Time
Arthur C Stanley JRUCON PACE	8/6/26 1620 8/6/26	JRUCON PACE AL	8/6/26 1620 8-7 0400

Please print clearly, legibly and completely. Samples can not be logged in and turnaround time clock will not start until any ambiguities are resolved. All samples submitted are subject to Pace's Terms and Conditions. See reverse side.

FORM NO: 01-01 (rev. 25-FEB-25)

AL 8-7 0400 DA1071786-0600

Sample Delivery Group Summary

Pace Job Number : L2650744

Received : 06-AUG-2026
Reviewer : Brendan Grady

Account Name : Stantec, Inc.
Project Number : 058161
Project Name : E-25060-RL-2530065

Delivery Information

Samples Delivered By : Pace Courier

Chain of Custody : Present

Cooler Information

Cooler	Seal/Seal#	Preservation	Temperature(°C)	Additional Information
A	Absent/	Ice	3.6	
B	Absent/	Ice	3.5	

Condition Information

1) All samples on COC received?	**YES**
2) Extra samples received?	**NO**
3) Are there any sample container discrepancies?	**NO**
4) Are there any discrepancies between COC & sample labels?	**NO**
5) Are samples in appropriate containers for requested analysis?	**YES**
6) Are samples properly preserved for requested analysis?	**YES**
7) Are samples within holding time for requested analysis?	**YES**
8) All sampling equipment returned?	**NA**

Volatile Organics/VPH

1) Reagent Water Vials Frozen by Client?	**NO**

ANALYTICAL REPORT

Lab Number:	L2650745
Client:	Stantec, Inc. 1060 Andrew Drive Suite 140 West Chester, PA 19380
ATTN:	Mark Schaeffer
Phone:	(610) 407-7943
Project Name:	E-25060-RL-2530065
Project Number:	058161
Report Date:	08/12/26

The original project report/data package is held by Pace Analytical Services. This report/data package is paginated and should be reproduced only in its entirety. Pace Analytical Services holds no responsibility for results and/or data that are not consistent with the original.

Eight Walkup Drive, Westborough, MA 01581-1019
508-898-9220 (Fax) 508-898-9193 800-624-9220 - www.alphalab.com

Project Name: E-25060-RL-2530065
Project Number: 058161

Lab Number: L2650745
Report Date: 08/12/26

Lab Sample ID	Client ID	Matrix	Sample Location	Collection Date/Time	Receive Date
L2650745-01	UMPA260805MW5S	WATER	WASHINGTON CROSSING, PA	08/05/26 09:55	08/06/26
L2650745-02	UMPA260805MW5D	WATER	WASHINGTON CROSSING, PA	08/05/26 11:55	08/06/26

Project Name:	E-25060-RL-2530065	**Lab Number:**	L2650745
Project Number:	058161	**Report Date:**	08/12/26

Case Narrative

The samples were received in accordance with the Chain of Custody and no significant deviations were encountered during the preparation or analysis unless otherwise noted. Sample Receipt, Container Information, and the Chain of Custody are located at the back of the report.

Results contained within this report relate only to the samples submitted under this Pace Lab Number and meet NELAP requirements for all NELAP accredited parameters unless otherwise noted in the following narrative. The data presented in this report is organized by parameter (i.e. VOC, SVOC, etc.). Sample specific Quality Control data (i.e. Surrogate Spike Recovery) is reported at the end of the target analyte list for each individual sample, followed by the Laboratory Batch Quality Control at the end of each parameter. Tentatively Identified Compounds (TICs), if requested, are reported for compounds identified to be present and are not part of the method/program Target Compound List, even if only a subset of the TCL are being reported. If a sample was re-analyzed or re-extracted due to a required quality control corrective action and if both sets of data are reported, the Laboratory ID of the re-analysis or re-extraction is designated with an "R" or "RE", respectively.

When multiple Batch Quality Control elements are reported (e.g. more than one LCS), the associated samples for each element are noted in the grey shaded header line of each data table. Any Laboratory Batch, Sample Specific % recovery or RPD value that is outside the listed Acceptance Criteria is bolded in the report. In reference to questions H (CAM) or 4 (RCP) when "NO" is checked, the performance criteria for CAM and RCP methods allow for some quality control failures to occur and still be within method compliance. In these instances, the specific failure is not narrated but noted in the associated QC Outlier Summary Report, located directly after the Case Narrative. QC information is also incorporated in the Data Usability Assessment table (Format 11) of our Data Merger tool, where it can be reviewed in conjunction with the sample result, associated regulatory criteria and any associated data usability implications.

Soil/sediments and solids are reported on a dry weight basis unless otherwise noted. Tissues are reported "as received" or on a wet weight basis, unless otherwise noted. Definitions of all data qualifiers and acronyms used in this report are provided in the Glossary located at the back of the report.

HOLD POLICY - For samples submitted on hold, Pace's policy is to hold samples (with the exception of Air canisters) free of charge for 21 calendar days from the date the project is completed. After 21 calendar days, we will dispose of all samples submitted including those put on hold unless you have contacted your Pace Project Manager and made arrangements for Pace to continue to hold the samples. Air canisters will be disposed after 3 business days from the date the project is completed.

Please contact Project Management at 800-624-9220 with any questions.

Project Name:	E-25060-RL-2530065	**Lab Number:**	L2650745
Project Number:	058161	**Report Date:**	08/12/26

Case Narrative (continued)

Report Submission

All non-detect (ND) or estimated concentrations (J-qualified) have been quantitated to the limit noted in the MDL column.

I, the undersigned, attest under the pains and penalties of perjury that, to the best of my knowledge and belief and based upon my personal inquiry of those responsible for providing the information contained in this analytical report, such information is accurate and complete. This certificate of analysis is not complete unless this page accompanies any and all pages of this report.

Authorized Signature: Kylie Morse

Title: Technical Director/Representative Date: 08/12/26

QC OUTLIER SUMMARY REPORT

Project Name: E-25060-RL-2530065

Project Number: 058161

Lab Number: L2650745

Report Date: 08/12/26

Method	Client ID (Native ID)	Lab ID	Parameter	QC Type	Recovery/RPD (%)	QC Limits (%)	Associated Samples	Data Quality Assessment

There are no QC Outliers associated with this report.

ORGANICS

VOLATILES

Project Name: E-25060-RL-2530065 **Lab Number:** L2650745

Project Number: 058161 **Report Date:** 08/12/26

SAMPLE RESULTS

Lab ID: L2650745-01
Client ID: UMPA260805MW5S
Sample Location: WASHINGTON CROSSING, PA

Date Collected: 08/05/26 09:55
Date Received: 08/06/26
Field Prep: Refer to COC

Sample Depth:
Matrix: Water
Analytical Method: 1,8011
Analytical Date: 08/10/26 14:54
Analyst: DLP

Extraction Method: EPA 8011
Extraction Date: 08/10/26 08:28

Parameter	Result	Qualifier	Units	RL	MDL	Dilution Factor	Column
Microextractables by GC - Westborough Lab							
1,2-Dibromoethane	ND		ug/l	0.010	0.005	1	A

Project Name: E-25060-RL-2530065 **Lab Number:** L2650745

Project Number: 058161 **Report Date:** 08/12/26

SAMPLE RESULTS

Lab ID: L2650745-01 Date Collected: 08/05/26 09:55

Client ID: UMPA260805MW5S Date Received: 08/06/26

Sample Location: WASHINGTON CROSSING, PA Field Prep: Refer to COC

Sample Depth:

Matrix: Water

Analytical Method: 1,8260D

Analytical Date: 08/08/26 13:50

Analyst: GMT

Parameter	Result	Qualifier	Units	RL	MDL	Dilution Factor
Volatile Organics by GC/MS - Westborough Lab						
Methyl tert butyl ether	ND		ug/l	1.0	0.17	1
Benzene	ND		ug/l	0.50	0.16	1
1,2-Dichloroethane	ND		ug/l	0.50	0.13	1
Toluene	ND		ug/l	0.75	0.20	1
Ethylbenzene	ND		ug/l	0.50	0.17	1
p/m-Xylene	ND		ug/l	1.0	0.33	1
o-Xylene	ND		ug/l	1.0	0.39	1
Xylenes, Total	ND		ug/l	1.0	0.33	1
Isopropylbenzene	ND		ug/l	0.50	0.19	1
1,3,5-Trimethylbenzene	ND		ug/l	2.5	0.22	1
1,2,4-Trimethylbenzene	ND		ug/l	2.5	0.19	1
Naphthalene	ND		ug/l	1.0	0.22	1

Surrogate	% Recovery	Qualifier	Acceptance Criteria
1,2-Dichloroethane-d4	128		70-130
Toluene-d8	96		70-130
4-Bromofluorobenzene	113		70-130
Dibromofluoromethane	113		70-130

Project Name: E-25060-RL-2530065 **Lab Number:** L2650745

Project Number: 058161 **Report Date:** 08/12/26

SAMPLE RESULTS

Lab ID: L2650745-02
Client ID: UMPA260805MW5D
Sample Location: WASHINGTON CROSSING, PA

Date Collected: 08/05/26 11:55
Date Received: 08/06/26
Field Prep: Refer to COC

Sample Depth:
Matrix: Water
Analytical Method: 1,8011
Analytical Date: 08/10/26 15:05
Analyst: DLP

Extraction Method: EPA 8011
Extraction Date: 08/10/26 08:28

Parameter	Result	Qualifier	Units	RL	MDL	Dilution Factor	Column
Microextractables by GC - Westborough Lab							
1,2-Dibromoethane	ND		ug/l	0.010	0.005	1	A

Project Name: E-25060-RL-2530065 **Lab Number:** L2650745

Project Number: 058161 **Report Date:** 08/12/26

SAMPLE RESULTS

Lab ID: L2650745-02 Date Collected: 08/05/26 11:55

Client ID: UMPA260805MW5D Date Received: 08/06/26

Sample Location: WASHINGTON CROSSING, PA Field Prep: Refer to COC

Sample Depth:

Matrix: Water

Analytical Method: 1,8260D

Analytical Date: 08/08/26 14:12

Analyst: GMT

Parameter	Result	Qualifier	Units	RL	MDL	Dilution Factor
Volatile Organics by GC/MS - Westborough Lab						
Methyl tert butyl ether	ND		ug/l	1.0	0.17	1
Benzene	ND		ug/l	0.50	0.16	1
1,2-Dichloroethane	ND		ug/l	0.50	0.13	1
Toluene	ND		ug/l	0.75	0.20	1
Ethylbenzene	ND		ug/l	0.50	0.17	1
p/m-Xylene	ND		ug/l	1.0	0.33	1
o-Xylene	ND		ug/l	1.0	0.39	1
Xylenes, Total	ND		ug/l	1.0	0.33	1
Isopropylbenzene	ND		ug/l	0.50	0.19	1
1,3,5-Trimethylbenzene	ND		ug/l	2.5	0.22	1
1,2,4-Trimethylbenzene	ND		ug/l	2.5	0.19	1
Naphthalene	ND		ug/l	1.0	0.22	1

Surrogate	% Recovery	Qualifier	Acceptance Criteria
1,2-Dichloroethane-d4	127		70-130
Toluene-d8	96		70-130
4-Bromofluorobenzene	113		70-130
Dibromofluoromethane	113		70-130

Project Name: E-25060-RL-2530065 **Lab Number:** L2650745

Project Number: 058161 **Report Date:** 08/12/26

Method Blank Analysis
Batch Quality Control

Analytical Method: 1,8011
Analytical Date: 08/10/26 10:05
Analyst: DLP

Extraction Method: EPA 8011
Extraction Date: 08/10/26 08:28

Parameter	Result	Qualifier	Units	RL	MDL	
Microextractables by GC - Westborough Lab for sample(s): 01-02 Batch: WG2253124-1						
1,2-Dibromoethane	ND		ug/l	0.010	0.005	A

Project Name: E-25060-RL-2530065 **Lab Number:** L2650745

Project Number: 058161 **Report Date:** 08/12/26

Method Blank Analysis
Batch Quality Control

Analytical Method: 1,8260D
Analytical Date: 08/08/26 11:14
Analyst: PID

Parameter	Result	Qualifier	Units	RL	MDL
Volatile Organics by GC/MS - Westborough Lab for sample(s): 01-02 Batch: WG2253285-5					
Methyl tert butyl ether	ND		ug/l	1.0	0.17
Benzene	ND		ug/l	0.50	0.16
1,2-Dichloroethane	ND		ug/l	0.50	0.13
Toluene	ND		ug/l	0.75	0.20
Ethylbenzene	ND		ug/l	0.50	0.17
p/m-Xylene	ND		ug/l	1.0	0.33
o-Xylene	ND		ug/l	1.0	0.39
Xylenes, Total	ND		ug/l	1.0	0.33
Isopropylbenzene	ND		ug/l	0.50	0.19
1,3,5-Trimethylbenzene	ND		ug/l	2.5	0.22
1,2,4-Trimethylbenzene	ND		ug/l	2.5	0.19
Naphthalene	ND		ug/l	1.0	0.22

Surrogate	%Recovery	Qualifier	Acceptance Criteria
1,2-Dichloroethane-d4	118		70-130
Toluene-d8	99		70-130
4-Bromofluorobenzene	116		70-130
Dibromofluoromethane	107		70-130

Lab Control Sample Analysis
Batch Quality Control

Project Name: E-25060-RL-2530065
Project Number: 058161
Lab Number: L2650745
Report Date: 08/12/26

Parameter	LCS %Recovery	Qual	LCSD %Recovery	Qual	%Recovery Limits	RPD	Qual	RPD Limits	Column
Microextractables by GC - Westborough Lab Associated sample(s): 01-02 Batch: WG2253124-2									
1,2-Dibromoethane	116		-		60-140	-			A

Lab Control Sample Analysis
Batch Quality Control

Project Name: E-25060-RL-2530065
Project Number: 058161
Lab Number: L2650745
Report Date: 08/12/26

Parameter	LCS %Recovery	Qual	LCSD %Recovery	Qual	%Recovery Limits	RPD	Qual	RPD Limits
Volatile Organics by GC/MS - Westborough Lab Associated sample(s): 01-02 Batch: WG2253285-3 WG2253285-4								
Methyl tert butyl ether	96		100		63-130	4		20
Benzene	110		110		70-130	0		20
1,2-Dichloroethane	120		120		70-130	0		20
Toluene	100		110		70-130	10		20
Ethylbenzene	110		110		70-130	0		20
p/m-Xylene	100		105		70-130	5		20
o-Xylene	100		100		70-130	0		20
Isopropylbenzene	100		120		70-130	18		20
1,3,5-Trimethylbenzene	110		120		64-130	9		20
1,2,4-Trimethylbenzene	100		110		70-130	10		20
Naphthalene	84		100		70-130	17		20

Surrogate	LCS %Recovery	Qual	LCSD %Recovery	Qual	Acceptance Criteria
1,2-Dichloroethane-d4	120		121		70-130
Toluene-d8	102		103		70-130
4-Bromofluorobenzene	108		115		70-130
Dibromofluoromethane	105		104		70-130

METALS

Project Name: E-25060-RL-2530065 **Lab Number:** L2650745

Project Number: 058161 **Report Date:** 08/12/26

SAMPLE RESULTS

Lab ID: L2650745-01 Date Collected: 08/05/26 09:55

Client ID: UMPA260805MW5S Date Received: 08/06/26

Sample Location: WASHINGTON CROSSING, PA Field Prep: Refer to COC

Sample Depth:

Matrix: Water

Parameter	Result	Qualifier	Units	RL	MDL	Dilution Factor	Date Prepared	Date Analyzed	Prep Method	Analytical Method	Analyst
Dissolved Metals - Mansfield Lab											
Lead, Dissolved	ND		ug/l	1.000	0.3430	1	08/11/26 15:23	08/11/26 20:55	EPA 3005A	1,6020B	CEY

Project Name: E-25060-RL-2530065 **Lab Number:** L2650745

Project Number: 058161 **Report Date:** 08/12/26

SAMPLE RESULTS

Lab ID: L2650745-02 Date Collected: 08/05/26 11:55

Client ID: UMPA260805MW5D Date Received: 08/06/26

Sample Location: WASHINGTON CROSSING, PA Field Prep: Refer to COC

Sample Depth:

Matrix: Water

Parameter	Result	Qualifier	Units	RL	MDL	Dilution Factor	Date Prepared	Date Analyzed	Prep Method	Analytical Method	Analyst
Dissolved Metals - Mansfield Lab											
Lead, Dissolved	ND		ug/l	1.000	0.3430	1	08/11/26 15:23	08/11/26 20:58	EPA 3005A	1,6020B	CEY

Project Name: E-25060-RL-2530065 **Lab Number:** L2650745

Project Number: 058161 **Report Date:** 08/12/26

Method Blank Analysis
Batch Quality Control

Parameter	Result	Qualifier	Units	RL	MDL	Dilution Factor	Date Prepared	Date Analyzed	Analytical Method	Analyst
Dissolved Metals - Mansfield Lab for sample(s): 01-02 Batch: WG2253909-1										
Lead, Dissolved	ND		ug/l	1.000	0.3430	1	08/11/26 15:23	08/11/26 19:46	1,6020B	CEY

Prep Information

Digestion Method: EPA 3005A

Lab Control Sample Analysis
Batch Quality Control

Project Name: E-25060-RL-2530065
Project Number: 058161
Lab Number: L2650745
Report Date: 08/12/26

Parameter	LCS %Recovery	Qual	LCSD %Recovery	Qual	%Recovery Limits	RPD	Qual	RPD Limits
Dissolved Metals - Mansfield Lab Associated sample(s): 01-02 Batch: WG2253909-2								
Lead, Dissolved	104		-		80-120	-		

Matrix Spike Analysis
Batch Quality Control

Project Name: E-25060-RL-2530065
Project Number: 058161

Lab Number: L2650745
Report Date: 08/12/26

Parameter	Native Sample	MS Added	MS Found	MS %Recovery	Qual	MSD Found	MSD %Recovery	Qual	Recovery Limits	RPD	Qual	RPD Limits
Dissolved Metals - Mansfield Lab Associated sample(s): 01-02 QC Batch ID: WG2253909-3 QC Sample: L2650715-01 Client ID: MS Sample												
Lead, Dissolved	ND	530	526.9	99		-	-		75-125	-		

Project Name: E-25060-RL-2530065
Project Number: 058161

Lab Number: L2650745
Report Date: 08/12/26

Sample Receipt and Container Information

Were project specific reporting limits specified? YES

Cooler Information

Cooler	Custody Seal
A	Absent
B	Absent

Container Information

Container ID	Container Type	Cooler	Initial pH	Final pH	Temp deg C	Pres	Seal	Frozen Date/Time	Analysis(*)
L2650745-01A	Vial HCl preserved	NA	NA			Y	Absent		PA-8260(14)
L2650745-01B	Vial HCl preserved	NA	NA			Y	Absent		PA-8260(14)
L2650745-01C	Vial HCl preserved	NA	NA			Y	Absent		PA-8260(14)
L2650745-01D	Vial Na2S2O3 preserved	NA	NA			Y	Absent		8011(14)
L2650745-01E	Vial Na2S2O3 preserved	NA	NA			Y	Absent		8011(14)
L2650745-01F	Plastic 250ml HNO3 preserved	NA	<2	<2		Y	Absent		PB-6020S-PPB(180)
L2650745-02A	Vial HCl preserved	NA	NA			Y	Absent		PA-8260(14)
L2650745-02B	Vial HCl preserved	NA	NA			Y	Absent		PA-8260(14)
L2650745-02C	Vial HCl preserved	NA	NA			Y	Absent		PA-8260(14)
L2650745-02D	Vial Na2S2O3 preserved	NA	NA			Y	Absent		8011(14)
L2650745-02E	Vial Na2S2O3 preserved	NA	NA			Y	Absent		8011(14)
L2650745-02F	Plastic 250ml HNO3 preserved	NA	<2	<2		Y	Absent		PB-6020S-PPB(180)

*Values in parentheses indicate holding time in days

Project Name: E-25060-RL-2530065 **Lab Number:** L2650745

Project Number: 058161 **Report Date:** 08/12/26

GLOSSARY

Acronyms

DL	- Detection Limit: This value represents the level to which target analyte concentrations are reported as estimated values, when those target analyte concentrations are quantified below the limit of quantitation (LOQ). The DL includes any adjustments from dilutions, concentrations or moisture content, where applicable. (DoD report formats only.)
EDL	- Estimated Detection Limit: This value represents the level to which target analyte concentrations are reported as estimated values, when those target analyte concentrations are quantified below the reporting limit (RL). The EDL includes any adjustments from dilutions, concentrations or moisture content, where applicable. The use of EDLs is specific to the analysis of PAHs using Solid-Phase Microextraction (SPME).
EMPC	- Estimated Maximum Possible Concentration: The concentration that results from the signal present at the retention time of an analyte when the ions meet all of the identification criteria except the ion abundance ratio criteria. An EMPC is a worst-case estimate of the concentration.
EPA	- Environmental Protection Agency.
LCS	- Laboratory Control Sample: A sample matrix, free from the analytes of interest, spiked with verified known amounts of analytes or a material containing known and verified amounts of analytes.
LCSD	- Laboratory Control Sample Duplicate: Refer to LCS.
LFB	- Laboratory Fortified Blank: A sample matrix, free from the analytes of interest, spiked with verified known amounts of analytes or a material containing known and verified amounts of analytes.
LOD	- Limit of Detection: This value represents the level to which a target analyte can reliably be detected for a specific analyte in a specific matrix by a specific method. The LOD includes any adjustments from dilutions, concentrations or moisture content, where applicable. (DoD report formats only.)
LOQ	- Limit of Quantitation: The value at which an instrument can accurately measure an analyte at a specific concentration. The LOQ includes any adjustments from dilutions, concentrations or moisture content, where applicable. (DoD report formats only.) Limit of Quantitation: The value at which an instrument can accurately measure an analyte at a specific concentration. The LOQ includes any adjustments from dilutions, concentrations or moisture content, where applicable. (DoD report formats only.)
MDL	- Method Detection Limit: This value represents the level to which target analyte concentrations are reported as estimated values, when those target analyte concentrations are quantified below the reporting limit (RL). The MDL includes any adjustments from dilutions, concentrations or moisture content, where applicable.
MS	- Matrix Spike Sample: A sample prepared by adding a known mass of target analyte to a specified amount of matrix sample for which an independent estimate of target analyte concentration is available. For Method 332.0, the spike recovery is calculated using the native concentration, including estimated values.
MSD	- Matrix Spike Sample Duplicate: Refer to MS.
NA	- Not Applicable.
NC	- Not Calculated: Term is utilized when one or more of the results utilized in the calculation are non-detect at the parameter's reporting unit.
NDPA/DPA	- N-Nitrosodiphenylamine/Diphenylamine.
NI	- Not Ignitable.
NP	- Non-Plastic: Term is utilized for the analysis of Atterberg Limits in soil.
NR	- No Results: Term is utilized when 'No Target Compounds Requested' is reported for the analysis of Volatile or Semivolatile Organic TIC only requests.
RL	- Reporting Limit: The value at which an instrument can accurately measure an analyte at a specific concentration. The RL includes any adjustments from dilutions, concentrations or moisture content, where applicable.
RPD	- Relative Percent Difference: The results from matrix and/or matrix spike duplicates are primarily designed to assess the precision of analytical results in a given matrix and are expressed as relative percent difference (RPD). Values which are less than five times the reporting limit for any individual parameter are evaluated by utilizing the absolute difference between the values; although the RPD value will be provided in the report.
SRM	- Standard Reference Material: A reference sample of a known or certified value that is of the same or similar matrix as the associated field samples.
STLP	- Semi-dynamic Tank Leaching Procedure per EPA Method 1315.
TEF	- Toxic Equivalency Factors: The values assigned to each dioxin and furan to evaluate their toxicity relative to 2,3,7,8-TCDD.
TEQ	- Toxic Equivalent: The measure of a sample's toxicity derived by multiplying each dioxin and furan by its corresponding TEF and then summing the resulting values.
TIC	- Tentatively Identified Compound: A compound that has been identified to be present and is not part of the target compound list (TCL) for the method and/or program. All TICs are qualitatively identified and reported as estimated concentrations.

Report Format: DU Report with 'J' Qualifiers

Project Name:	E-25060-RL-2530065	**Lab Number:**	L2650745
Project Number:	058161	**Report Date:**	08/12/26

Footnotes

1 - The reference for this analyte should be considered modified since this analyte is absent from the target analyte list of the original method.

Terms

Analytical Method: Both the document from which the method originates and the analytical reference method. (Example: EPA 8260B is shown as 1,8260B.) The codes for the reference method documents are provided in the References section of the Addendum.

Chlordane: The target compound Chlordane (CAS No. 57-74-9) is reported for GC ECD analyses. Per EPA,this compound "refers to a mixture of chlordane isomers, other chlorinated hydrocarbons and numerous other components." (Reference: USEPA Toxicological Review of Chlordane, In Support of Summary Information on the Integrated Risk Information System (IRIS), December 1997.)

Difference: With respect to Total Oxidizable Precursor (TOP) Assay analysis, the difference is defined as the Post-Treatment value minus the Pre-Treatment value.

Final pH: As it pertains to Sample Receipt & Container Information section of the report, Final pH reflects pH of container determined after adjustment at the laboratory, if applicable. If no adjustment required, value reflects Initial pH.

Frozen Date/Time: With respect to Volatile Organics in soil, Frozen Date/Time reflects the date/time at which associated Reagent Water-preserved vials were initially frozen. Note: If frozen date/time is beyond 48 hours from sample collection, value will be reflected in 'bold'.

Gasoline Range Organics (GRO): Gasoline Range Organics (GRO) results include all chromatographic peaks eluting from Methyl tert butyl ether through Naphthalene, with the exception of GRO analysis in support of State of Ohio programs, which includes all chromatographic peaks eluting from Hexane through Dodecane.

Initial pH: As it pertains to Sample Receipt & Container Information section of the report, Initial pH reflects pH of container determined upon receipt, if applicable.

PAH Total: With respect to Alkylated PAH analyses, the 'PAHs, Total' result is defined as the summation of results for all or a subset of the following compounds: Naphthalene, C1-C4 Naphthalenes, 2-Methylnaphthalene, 1-Methylnaphthalene, Biphenyl, Acenaphthylene, Acenaphthene, Fluorene, C1-C3 Fluorenes, Phenanthrene, C1-C4 Phenanthrenes/Anthracenes, Anthracene, Fluoranthene, Pyrene, C1-C4 Fluoranthenes/Pyrenes, Benz(a)anthracene, Chrysene, C1-C4 Chrysenes, Benzo(b)fluoranthene, Benzo(j)+(k)fluoranthene, Benzo(e)pyrene, Benzo(a)pyrene, Perylene, Indeno(1,2,3-cd)pyrene, Dibenz(ah)+(ac)anthracene, Benzo(g,h,i)perylene. If a 'Total' result is requested, the results of its individual components will also be reported.

PFAS Total: With respect to PFAS analyses, the 'PFAS, Total (5)' result is defined as the summation of results for: PFHpA, PFHxS, PFOA, PFNA and PFOS. In addition, the 'PFAS, Total (6)' result is defined as the summation of results for: PFHpA, PFHxS, PFOA, PFNA, PFDA and PFOS. For MassDEP DW compliance analysis only, the 'PFAS, Total (6)' result is defined as the summation of results at or above the RL. Note: If a 'Total' result is requested, the results of its individual components will also be reported.

Total: With respect to Organic analyses, a 'Total' result is defined as the summation of results for individual isomers or Aroclors. If a 'Total' result is requested, the results of its individual components will also be reported. This is applicable to 'Total' results for methods 8260, 8081 and 8082.

Data Qualifiers

A - Spectra identified as "Aldol Condensates" are byproducts of the extraction/concentration procedures when acetone is introduced in the process.

B - The analyte was detected above the reporting limit in the associated method blank. Flag only applies to associated field samples that have detectable concentrations of the analyte at less than ten times (10x) the concentration found in the blank. For MCP-related projects, flag only applies to associated field samples that have detectable concentrations of the analyte at less than ten times (10x) the concentration found in the blank. For DOD-related projects, flag only applies to associated field samples that have detectable concentrations of the analyte at less than ten times (10x) the concentration found in the blank AND the analyte was detected above one-half the reporting limit (or above the reporting limit for common lab contaminants) in the associated method blank. For NJ-Air-related projects, flag only applies to associated field samples that have detectable concentrations of the analyte above the reporting limit. For NJ-related projects (excluding Air), flag only applies to associated field samples that have detectable concentrations of the analyte, which was detected above the reporting limit in the associated method blank or above five times the reporting limit for common lab contaminants (Phthalates, Acetone, Methylene Chloride, 2-Butanone).

C - Co-elution: The target analyte co-elutes with a known lab standard (i.e. surrogate, internal standards, etc.) for co-extracted analyses.

D - Concentration of analyte was quantified from diluted analysis. Flag only applies to field samples that have detectable concentrations of the analyte.

E - Concentration of analyte exceeds the range of the calibration curve and/or linear range of the instrument.

F - The ratio of quantifier ion response to qualifier ion response falls outside of the laboratory criteria. Results are considered to be an estimated maximum concentration.

G - The concentration may be biased high due to matrix interferences (i.e, co-elution) with non-target compound(s). The result should be considered estimated.

H - The analysis of pH was performed beyond the regulatory-required holding time of 15 minutes from the time of sample collection.

I - The lower value for the two columns has been reported due to obvious interference.

J - Estimated value. The Target analyte concentration is below the quantitation limit (RL), but above the Method Detection Limit (MDL) or Estimated Detection Limit (EDL) for SPME-related analyses. This represents an estimated concentration for Tentatively Identified Compounds (TICs). For calculated parameters, this represents that one or more values used in the calculation were

Project Name:	E-25060-RL-2530065	**Lab Number:**	L2650745
Project Number:	058161	**Report Date:**	08/12/26

Data Qualifiers

estimated.

M - Reporting Limit (RL) exceeds the MCP CAM Reporting Limit for this analyte.

ND - Not detected at the method detection limit (MDL) for the sample, or estimated detection limit (EDL) for SPME-related analyses.

NJ - Presumptive evidence of compound. This represents an estimated concentration for Tentatively Identified Compounds (TICs), where the identification is based on a mass spectral library search.

P - The RPD between the results for the two columns exceeds the method-specified criteria.

Q - The quality control sample exceeds the associated acceptance criteria. For DOD-related projects, LCS and/or Continuing Calibration Standard exceedences are also qualified on all associated sample results. Note: This flag is not applicable for matrix spike recoveries when the sample concentration is greater than 4x the spike added or for batch duplicate RPD when the sample concentrations are less than 5x the RL. (Metals only.)

R - Analytical results are from sample re-analysis.

RE - Analytical results are from sample re-extraction.

S - Analytical results are from modified screening analysis.

V - The surrogate associated with this target analyte has a recovery outside the QC acceptance limits. (Applicable to MassDEP DW Compliance samples only.)

Z - The batch matrix spike and/or duplicate associated with this target analyte has a recovery/RPD outside the QC acceptance limits. (Applicable to MassDEP DW Compliance samples only.)

Project Name: E-25060-RL-2530065 **Lab Number:** L2650745

Project Number: 058161 **Report Date:** 08/12/26

REFERENCES

1 Test Methods for Evaluating Solid Waste: Physical/Chemical Methods. EPA SW-846. Third Edition. Updates I - VI, 2018.

LIMITATION OF LIABILITIES

Pace Analytical Services performs services with reasonable care and diligence normal to the analytical testing laboratory industry. In the event of an error, the sole and exclusive responsibility of Pace Analytical Services shall be to re-perform the work at it's own expense. In no event shall Pace Analytical Services be held liable for any incidental, consequential or special damages, including but not limited to, damages in any way connected with the use of, interpretation of, information or analysis provided by Pace Analytical Services.

We strongly urge our clients to comply with EPA protocol regarding sample volume, preservation, cooling, containers, sampling procedures, holding time and splitting of samples in the field.

ENV-FORM-WES2-0065 v03 Certificate/Approval Program Summary

Certification Information

The following analytes are not included in our Primary NELAP Scope of Accreditation:

PAS-WES2 Westborough Facility – 8 Walkup Dr. Westborough, MA 01581
EPA 8260D: NPW: 1,2,4,5-Tetramethylbenzene; 4-Ethyltoluene; SCM: Iodomethane (methyl iodide), 1,2,4,5-Tetramethylbenzene; 4-Ethyltoluene.
EPA 8270E: NPW: Dimethylnaphthalene,1,4-Diphenylhydrazine, alpha-Terpineol, Azobenzene; SCM: Dimethylnaphthalene,1,4-Diphenylhydrazine.
SM4500: NPW: Amenable Cyanide; SCM: Total Phosphorus, TKN, NO2, NO3.

PAS-MANS Mansfield Facility – 320 Forbes Blvd. Mansfield, MA 02048
SM 2540D: TSS.
Biological Tissue Matrix: EPA 3050B

PAS-MAN1 Mansfield Facility – 120 Forbes Blvd. Mansfield, MA 02048
EPA TO-15: Halothane, 2,4,4-Trimethyl-2-pentene, 2,4,4-Trimethyl-1-pentene, Thiophene, 2-Methylthiophene, 3-Methylthiophene, 2-Ethylthiophene, 1,2,3-Trimethylbenzene, Indan, Indene, 1,2,4,5-Tetramethylbenzene, Benzothiophene, 1-Methylnaphthalene.
MADEP-APH.

PAS-ELON East Longmeadow Facility – 39 Spruce Street East Longmeadow, MA 01028
EPA 524.2: 1,3,5-Trichlorobenzene, m/p-Xylene, o-xylene.
EPA 625.1: 1,2-Dichlorobenzene, 1,3-Dichlorobenzene, 1,4-Dichlorobenzene, N-Nitrosodiphenylamine**.**
EPA 8081B NPW and SCM: Alachlor, Endrin Ketone, Hexachlorobenzene.
EPA 8260D NPW: Tetrahydrofuran, 1,3,5-Trichlorobenzene; **SCM:** TAME, TBEE, Diethyl ether, DIPE, Tetrahydrofuran. 1,3,5-Trichlorobenzene, Freon-113**.**
EPA 8270E: NPW: Carbazole, 1-Methylnaphthalene, Pentachloronitrobenzene; **SCM:** Carbazole, 1-Methylnaphthalene**.**
EPA TO-13: Air: Benzo(e)pyrene, 1-Methylnaphthalene, 2-Methylnaphthalene, Perylene.
EPA TO-4A Pesticide Air: delta-BHC, Endosulfan I, Endosulfan II, Endosulfan Sulfate, Endrin, Endrin Aldehyde, Endrin Ketone, Hexachlorobenzene, Methoxychlor.
SM4500: NPW: Amenable Cyanide; **SCM:** Total Phosphorus, TKN, NH3, NECi: NO2, NO3, ASTMD516**.**

The following test method is not included in our New Jersey Secondary NELAP Scope of Accreditation:

PAS-MANS Mansfield Facility – 320 Forbes Blvd. Mansfield, MA 02048
Determination of Selected Perfluorinated Alkyl Substances by Solid Phase Extraction and Liquid Chromatography/Tandem Mass Spectrometry Isotope Dilution (via Alpha SOP 23528)

The following analytes are included in our Massachusetts DEP Scope of Accreditation:

PAS-WES2 Westborough Facility – 8 Walkup Dr. Westborough, MA 01581

Drinking Water
EPA 300.0: Chloride, Nitrate-N, Fluoride, Sulfate; **EPA 353.2**: Nitrate-N, Nitrite-N; **SM4500NO3-F**: Nitrate-N, Nitrite-N; **SM4500F-C, SM4500CN-CE, EPA 180.1, SM2130B, SM4500Cl-D, SM2320B, SM2540C, SM4500H-B, SM4500NO2-B**
EPA 504.1: EDB, DBCP.
Microbiology: **SM9215B; SM9223-P/A, SM9223B-Colilert-QT,**.

Non-Potable Water
SM4500H,B, EPA 120.1, SM2510B, SM2540C, SM2320B, SM4500CL-E, SM4500F-BC, SM4500NH3-BH: Ammonia-N and Kjeldahl-N, **EPA 350.1**: Ammonia-N, **LACHAT 10-107-06-1-B**: Ammonia-N, **EPA 351.1, SM4500NO3-F, EPA 353.2**: Nitrate-N**, SM4500P-E, SM4500P-B, E, SM4500SO4-E, SM5220D, EPA 410.4, SM5210B, SM4500CL-G, EPA 1664, EPA 420.1, SM4500-CN-CE, SM2540D, EPA 300: Chloride, Sulfate, Nitrate.**
Microbiology: **SM9223B-Colilert-QT; Enterolert-QT.**

PAS-MANS Mansfield Facility – 320 Forbes Blvd. Mansfield, MA 02048

Drinking Water
EPA 200.7: Al, Ba, Cd, Cr, Cu, Fe, Mn, Ni, Na, Ag, Ca, Zn. **EPA 200.8:** Al, Sb, As, Ba, Be, Cd, Cr, Cu, Pb, Mn, Ni, Se, Ag, TL, Zn. **EPA 245.1** Hg.
EPA 522, EPA 537.1.

Non-Potable Water
EPA 200.7: Al, Sb, As, Be, Cd, Ca, Cr, Co, Cu, Fe, Pb, Mg, Mn, Mo, Ni, K, Se, Ag, Na, Sr, TL, Ti, V, Zn.
EPA 200.8: Al, Sb**,** As, Be, Cd, Ca, Cr, Cu, Fe, Pb, Mg, Mn, Ni, K, Se, Ag, Na, TL, Zn.
EPA 245.1: Hg. **EPA 245.7:** Hg.
SM2340B

ENV-FORM-WES2-0065 v03 Certificate/Approval Program Summary

PAS-ELON East Longmeadow Facility – 39 Spruce Street East Longmeadow, MA 01028

Drinking Water
EPA 300.0: NO3, NO2, Fl, Cl, SO4. **NECI Reductase**: NO3, NO2.
SM4500F-C, SM4500Cl-B, SM4500CN-C,E, EPA 180.1, SM2320B, SM 2540C, SM4500H-B, SM4500SO4-E.
EPA 537.1; EPA 524.2: THMs and VOCs; **EPA 504.1:** EDB, DBCP.
Microbiology: SM9223-P/A: TC/EC; SM9223B-Colilert-enumeration: TC/EC; HPC-Simplate.

Non-Potable Water
SM4500H-B, SM2510B, SM2540C, SM2320B, SM4500Cl-B, SM4500NH3-B, C, EPA 350.1, NECi: NO3, **SM4500NH3-B, C: TKN, SM4500P-E: Ortho Phosphate, SM4500P-B, E: Total Phosphorus, EPA 410.4, SM5210B, SM5310C, SM4500CN-C, E, SM2540D, SM4500Cl-G, SM4500SO4-E, EPA 1664, EPA 420.1, EPA 300.0:** Cl, SO4, NO3.
EPA 624.1: Volatile Halocarbons, Volatile Aromatics.
EPA 608.3: Chlordane, Toxaphene, Aldrin, Alpha-BHC, Beta-BHC, Gamma-BHC, Delta-BHC, Dieldrin, DDD, DDE, DDT, Endosulfan I, Endosulfan II, Endosulfan Sulfate, Endrin, Endrin Aldehyde, Heptachlor, Heptachlor Epoxide, PCBs.
EPA 625.1: SVOC-Acid Extractables and Base/Neutrals
Microbiology: SM9223B-Colilert: E. coli (Ambient and Wastewater), **SM9223B-Colilert-18:** Fecal Coliform (Wastewater).

Certification IDs:

PAS-WES2 Westborough Facility – 8 Walkup Dr. Westborough, MA 01581
CT PH-0826, IL 200077, IN C-MA-03, KY KY98045, ME MA00086, MD 348, MA M-MA086, NH 2064, NJ MA935, NY 11148, NC (NPW/SCM) 666, OR MA-1316, PA 68-03671, RI LAO00065, TX T104704476, VT VT-0935, VA 460195.

PAS-MANS Mansfield Facility – 320 Forbes Blvd. Mansfield, MA 02048
ANAB/DoD L2474, CA 3117, CO MA00030, CT PH-0825, IL 200081, IN C-MA-04, KY KY98046, LA 85084, ME MA00030, MD 350, MA M-MA00030, MI 9110, MN 025-999-495, NV MA00030, NH 2062, NJ MA015, NY 11627, NC (NPW/SCM) 685, OR MA-0262, PA 68-02089, RI LAO00299, TX T-104704419, UT MA00030, VT VT-0015, VA 460194, WA C954.

PAS-MAN1 Mansfield Air Lab Facility – 120 Forbes Blvd. Mansfield, MA 02048
ANAB/DoD L2474, LA 245052, ME MA01156, MN 025-999-498, NH 2249, NJ MA025, NY 12191, OR 4203, TX T104704583, VA 460311, WA C1104.

PAS-ELON East Longmeadow Facility – 39 Spruce St. East Longmeadow, MA 01028
CT PH-0821, ME MA00100, MI 9100, NC (DENR) 652, NC (DW) 25703, MA M-MA100, NH (Secondary) 2516, NH (Primary) 2557, NJ MA007, NY 10899, PA 68-05812, RI LAO00373, VA 460217, VT-255716, WV DEP 419, WV-DW 9979C, LA 05130, LA-DW LA042, MD-DW 373, OH 87781.

For a complete listing of analytes and methods, please contact your Project Manager.

Pace

CHAIN OF CUSTODY

PAGE 1 OF 1

Date Rec'd in Lab: 08/07/26

Pace Job #: L2650745

WESTBORO, MA
TEL: 508-898-9220
FAX: 508-898-9193

MANSFIELD, MA
TEL: 508-822-9300
FAX: 508-822-3288

Client Information

Client: Sunoco Pipeline(SPLP)

Address: 100 Green St

Marcus Hook, PA

Phone: 610-859-6297

Fax:

Email: bradford.fish@energytransfer.com

❑ These samples have been previously analyzed by Pace

Project Information

Project Name: E-25060-RL-2530065

Project Location: Washington Crossing, PA

Project #: 058161

Project Manager: Mark Schaeffer

Pace Quote #:

Turn-Around Time

❑ Standard ☒ RUSH (only confirmed if pre-approved)

Date Due: 5-day TAT Time:

Report Information - Data Deliverables

❑ FAX ❑ EMAIL

❑ ADEx ❑ Add'l Deliverables

Billing Information

❑ Same as Client info PO #:

Regulatory Requirements/Report Limits

State /Fed Program	Criteria

Other Project Specific Requirements/Comments/Detection Limits:

Data Package: Level IV including CTEH & Environemental Standards EDDs; Bill to SPLP; VOC8260 list – benzene, toluene, ethylbenzene, total xylenes, methyl tert-butyl ether (MTBE), naphthalene, isopropylbenzene, 1,3,5-trimethylbenzene, 1,2,4-trimethylbenzene, 1,2-dichloroethane (EDC)

SAMPLE HANDLING

Filtration ____
☒ Done
❑ Not needed
❑ Lab to do

Preservation
❑ Lab to do
(Please specify below)

Pace Lab ID (Lab Use Only)	Sample ID	Collection Date	Collection Time	Sample Matrix	Sampler's Initials	VOCs- USEPA 8260C	EDB- USEPA 8011	Lead(dissolved)- USEPA 6020B	Sample Specific Comments	TOTAL # BOTTLES
50745-01	UMPA260805MW5S	8/05/26	0955	GW	MC	X	X	X		6
-02	UMPA260805MW5D	8/05/26	1155	GW	MC	X	X	X		6

Container Type	V	V	P
Preservative	B	H	C

Relinquished By:	Date/Time	Received By:	Date/Time
Antoit Alby Stantec	8/2/26 1620	J Duncan PALS	8/4/26 1020
J Duncan PALS	8/4/26	MC	8-7 0200
MC 8-7 0400			

Please print clearly, legibly and completely. Samples can not be logged in and turnaround time clock will not start until any ambiguities are resolved. All samples submitted are subject to Pace's Terms and Conditions. See reverse side.

FORM NO: 01-01 (rev. 25-FEB-25)

08107126-0600

Sample Delivery Group Summary

Pace Job Number : L2650745

Received : 06-AUG-2026
Reviewer : Kylie Morse

Account Name : Stantec, Inc.
Project Number : 058161
Project Name : E-25060-RL-2530065

Delivery Information

Samples Delivered By : Pace Courier

Chain of Custody : Present

Cooler Information

Cooler	Seal/Seal#	Preservation	Temperature(°C)	Additional Information
A	Absent/	Ice	3.6	
B	Absent/	Ice	3.5	

Condition Information

1) All samples on COC received?	**YES**
2) Extra samples received?	**NO**
3) Are there any sample container discrepancies?	**NO**
4) Are there any discrepancies between COC & sample labels?	**NO**
5) Are samples in appropriate containers for requested analysis?	**YES**
6) Are samples properly preserved for requested analysis?	**YES**
7) Are samples within holding time for requested analysis?	**YES**
8) All sampling equipment returned?	**NA**

Volatile Organics/VPH

1) Reagent Water Vials Frozen by Client?	**NO**

ANALYTICAL REPORT

Lab Number:	L2650746
Client:	Stantec, Inc. 1060 Andrew Drive Suite 140 West Chester, PA 19380
ATTN:	Mark Schaeffer
Phone:	(610) 407-7943
Project Name:	E-25060-RL-2530065
Project Number:	058161
Report Date:	08/12/26

The original project report/data package is held by Pace Analytical Services. This report/data package is paginated and should be reproduced only in its entirety. Pace Analytical Services holds no responsibility for results and/or data that are not consistent with the original.

Eight Walkup Drive, Westborough, MA 01581-1019
508-898-9220 (Fax) 508-898-9193 800-624-9220 - www.alphalab.com

Project Name: E-25060-RL-2530065
Project Number: 058161

Lab Number: L2650746
Report Date: 08/12/26

Lab Sample ID	Client ID	Matrix	Sample Location	Collection Date/Time	Receive Date
L2650746-01	UMPA260806RW1	WATER	WASHINGTON CROSSING, PA	08/06/26 14:55	08/06/26

Project Name:	E-25060-RL-2530065	**Lab Number:**	L2650746
Project Number:	058161	**Report Date:**	08/12/26

Case Narrative

The samples were received in accordance with the Chain of Custody and no significant deviations were encountered during the preparation or analysis unless otherwise noted. Sample Receipt, Container Information, and the Chain of Custody are located at the back of the report.

Results contained within this report relate only to the samples submitted under this Pace Lab Number and meet NELAP requirements for all NELAP accredited parameters unless otherwise noted in the following narrative. The data presented in this report is organized by parameter (i.e. VOC, SVOC, etc.). Sample specific Quality Control data (i.e. Surrogate Spike Recovery) is reported at the end of the target analyte list for each individual sample, followed by the Laboratory Batch Quality Control at the end of each parameter. Tentatively Identified Compounds (TICs), if requested, are reported for compounds identified to be present and are not part of the method/program Target Compound List, even if only a subset of the TCL are being reported. If a sample was re-analyzed or re-extracted due to a required quality control corrective action and if both sets of data are reported, the Laboratory ID of the re-analysis or re-extraction is designated with an "R" or "RE", respectively.

When multiple Batch Quality Control elements are reported (e.g. more than one LCS), the associated samples for each element are noted in the grey shaded header line of each data table. Any Laboratory Batch, Sample Specific % recovery or RPD value that is outside the listed Acceptance Criteria is bolded in the report. In reference to questions H (CAM) or 4 (RCP) when "NO" is checked, the performance criteria for CAM and RCP methods allow for some quality control failures to occur and still be within method compliance. In these instances, the specific failure is not narrated but noted in the associated QC Outlier Summary Report, located directly after the Case Narrative. QC information is also incorporated in the Data Usability Assessment table (Format 11) of our Data Merger tool, where it can be reviewed in conjunction with the sample result, associated regulatory criteria and any associated data usability implications.

Soil/sediments and solids are reported on a dry weight basis unless otherwise noted. Tissues are reported "as received" or on a wet weight basis, unless otherwise noted. Definitions of all data qualifiers and acronyms used in this report are provided in the Glossary located at the back of the report.

HOLD POLICY - For samples submitted on hold, Pace's policy is to hold samples (with the exception of Air canisters) free of charge for 21 calendar days from the date the project is completed. After 21 calendar days, we will dispose of all samples submitted including those put on hold unless you have contacted your Pace Project Manager and made arrangements for Pace to continue to hold the samples. Air canisters will be disposed after 3 business days from the date the project is completed.

Please contact Project Management at 800-624-9220 with any questions.

Project Name:	E-25060-RL-2530065	**Lab Number:**	L2650746
Project Number:	058161	**Report Date:**	08/12/26

Case Narrative (continued)

Report Submission

All non-detect (ND) or estimated concentrations (J-qualified) have been quantitated to the limit noted in the MDL column.

I, the undersigned, attest under the pains and penalties of perjury that, to the best of my knowledge and belief and based upon my personal inquiry of those responsible for providing the information contained in this analytical report, such information is accurate and complete. This certificate of analysis is not complete unless this page accompanies any and all pages of this report.

Authorized Signature: Kylie Morse

Title: Technical Director/Representative Date: 08/12/26

QC OUTLIER SUMMARY REPORT

Project Name: E-25060-RL-2530065

Project Number: 058161

Lab Number: L2650746

Report Date: 08/12/26

Method	Client ID (Native ID)	Lab ID	Parameter	QC Type	Recovery/RPD (%)	QC Limits (%)	Associated Samples	Data Quality Assessment

There are no QC Outliers associated with this report.

ORGANICS

VOLATILES

Project Name: E-25060-RL-2530065 **Lab Number:** L2650746

Project Number: 058161 **Report Date:** 08/12/26

SAMPLE RESULTS

Lab ID: L2650746-01
Client ID: UMPA260806RW1
Sample Location: WASHINGTON CROSSING, PA

Date Collected: 08/06/26 14:55
Date Received: 08/06/26
Field Prep: Refer to COC

Sample Depth:
Matrix: Water
Analytical Method: 1,8011
Analytical Date: 08/10/26 15:17
Analyst: DLP

Extraction Method: EPA 8011
Extraction Date: 08/10/26 08:28

Parameter	Result	Qualifier	Units	RL	MDL	Dilution Factor	Column
Microextractables by GC - Westborough Lab							
1,2-Dibromoethane	ND		ug/l	0.010	0.005	1	A

Project Name: E-25060-RL-2530065 **Lab Number:** L2650746

Project Number: 058161 **Report Date:** 08/12/26

SAMPLE RESULTS

Lab ID: L2650746-01 Date Collected: 08/06/26 14:55

Client ID: UMPA260806RW1 Date Received: 08/06/26

Sample Location: WASHINGTON CROSSING, PA Field Prep: Refer to COC

Sample Depth:

Matrix: Water

Analytical Method: 1,8260D

Analytical Date: 08/08/26 13:06

Analyst: GMT

Parameter	Result	Qualifier	Units	RL	MDL	Dilution Factor
Volatile Organics by GC/MS - Westborough Lab						
Methyl tert butyl ether	ND		ug/l	1.0	0.17	1
Benzene	0.54		ug/l	0.50	0.16	1
1,2-Dichloroethane	ND		ug/l	0.50	0.13	1
Toluene	ND		ug/l	0.75	0.20	1
Ethylbenzene	ND		ug/l	0.50	0.17	1
p/m-Xylene	ND		ug/l	1.0	0.33	1
o-Xylene	ND		ug/l	1.0	0.39	1
Xylenes, Total	ND		ug/l	1.0	0.33	1
Isopropylbenzene	0.35	J	ug/l	0.50	0.19	1
1,3,5-Trimethylbenzene	0.27	J	ug/l	2.5	0.22	1
1,2,4-Trimethylbenzene	1.4	J	ug/l	2.5	0.19	1
Naphthalene	0.25	J	ug/l	1.0	0.22	1

Surrogate	% Recovery	Qualifier	Acceptance Criteria
1,2-Dichloroethane-d4	127		70-130
Toluene-d8	97		70-130
4-Bromofluorobenzene	109		70-130
Dibromofluoromethane	113		70-130

Project Name: E-25060-RL-2530065 **Lab Number:** L2650746

Project Number: 058161 **Report Date:** 08/12/26

Method Blank Analysis
Batch Quality Control

Analytical Method: 1,8011
Analytical Date: 08/10/26 10:05
Analyst: DLP

Extraction Method: EPA 8011
Extraction Date: 08/10/26 08:28

Parameter	Result	Qualifier	Units	RL	MDL	
Microextractables by GC - Westborough Lab for sample(s): 01 Batch: WG2253124-1						
1,2-Dibromoethane	ND		ug/l	0.010	0.005	A

Project Name: E-25060-RL-2530065 **Lab Number:** L2650746

Project Number: 058161 **Report Date:** 08/12/26

Method Blank Analysis
Batch Quality Control

Analytical Method: 1,8260D
Analytical Date: 08/08/26 11:14
Analyst: PID

Parameter	Result	Qualifier	Units	RL	MDL
Volatile Organics by GC/MS - Westborough Lab for sample(s): 01 Batch: WG2253285-5					
Methyl tert butyl ether	ND		ug/l	1.0	0.17
Benzene	ND		ug/l	0.50	0.16
1,2-Dichloroethane	ND		ug/l	0.50	0.13
Toluene	ND		ug/l	0.75	0.20
Ethylbenzene	ND		ug/l	0.50	0.17
p/m-Xylene	ND		ug/l	1.0	0.33
o-Xylene	ND		ug/l	1.0	0.39
Xylenes, Total	ND		ug/l	1.0	0.33
Isopropylbenzene	ND		ug/l	0.50	0.19
1,3,5-Trimethylbenzene	ND		ug/l	2.5	0.22
1,2,4-Trimethylbenzene	ND		ug/l	2.5	0.19
Naphthalene	ND		ug/l	1.0	0.22

Surrogate	%Recovery	Qualifier	Acceptance Criteria
1,2-Dichloroethane-d4	118		70-130
Toluene-d8	99		70-130
4-Bromofluorobenzene	116		70-130
Dibromofluoromethane	107		70-130

Lab Control Sample Analysis
Batch Quality Control

Project Name: E-25060-RL-2530065
Project Number: 058161
Lab Number: L2650746
Report Date: 08/12/26

Parameter	LCS %Recovery	Qual	LCSD %Recovery	Qual	%Recovery Limits	RPD	Qual	RPD Limits	Column
Microextractables by GC - Westborough Lab Associated sample(s): 01 Batch: WG2253124-2									
1,2-Dibromoethane	116		-		60-140	-			A

Lab Control Sample Analysis
Batch Quality Control

Project Name: E-25060-RL-2530065
Project Number: 058161
Lab Number: L2650746
Report Date: 08/12/26

Parameter	LCS %Recovery	Qual	LCSD %Recovery	Qual	%Recovery Limits	RPD	Qual	RPD Limits
Volatile Organics by GC/MS - Westborough Lab Associated sample(s): 01 Batch: WG2253285-3 WG2253285-4								
Methyl tert butyl ether	96		100		63-130	4		20
Benzene	110		110		70-130	0		20
1,2-Dichloroethane	120		120		70-130	0		20
Toluene	100		110		70-130	10		20
Ethylbenzene	110		110		70-130	0		20
p/m-Xylene	100		105		70-130	5		20
o-Xylene	100		100		70-130	0		20
Isopropylbenzene	100		120		70-130	18		20
1,3,5-Trimethylbenzene	110		120		64-130	9		20
1,2,4-Trimethylbenzene	100		110		70-130	10		20
Naphthalene	84		100		70-130	17		20

Surrogate	LCS %Recovery	Qual	LCSD %Recovery	Qual	Acceptance Criteria
1,2-Dichloroethane-d4	120		121		70-130
Toluene-d8	102		103		70-130
4-Bromofluorobenzene	108		115		70-130
Dibromofluoromethane	105		104		70-130

METALS

Project Name: E-25060-RL-2530065 **Lab Number:** L2650746

Project Number: 058161 **Report Date:** 08/12/26

SAMPLE RESULTS

Lab ID: L2650746-01 Date Collected: 08/06/26 14:55

Client ID: UMPA260806RW1 Date Received: 08/06/26

Sample Location: WASHINGTON CROSSING, PA Field Prep: Refer to COC

Sample Depth:

Matrix: Water

Parameter	Result	Qualifier	Units	RL	MDL	Dilution Factor	Date Prepared	Date Analyzed	Prep Method	Analytical Method	Analyst
Dissolved Metals - Mansfield Lab											
Lead, Dissolved	ND		ug/l	1.000	0.3430	1	08/11/26 15:23	08/11/26 21:01	EPA 3005A	1,6020B	CEY

Project Name: E-25060-RL-2530065 **Lab Number:** L2650746

Project Number: 058161 **Report Date:** 08/12/26

Method Blank Analysis
Batch Quality Control

Parameter	Result	Qualifier	Units	RL	MDL	Dilution Factor	Date Prepared	Date Analyzed	Analytical Method	Analyst
Dissolved Metals - Mansfield Lab for sample(s): 01 Batch: WG2253909-1										
Lead, Dissolved	ND		ug/l	1.000	0.3430	1	08/11/26 15:23	08/11/26 19:46	1,6020B	CEY

Prep Information

Digestion Method: EPA 3005A

Lab Control Sample Analysis
Batch Quality Control

Project Name: E-25060-RL-2530065
Project Number: 058161
Lab Number: L2650746
Report Date: 08/12/26

Parameter	LCS %Recovery	Qual	LCSD %Recovery	Qual	%Recovery Limits	RPD	Qual	RPD Limits
Dissolved Metals - Mansfield Lab Associated sample(s): 01 Batch: WG2253909-2								
Lead, Dissolved	104		-		80-120	-		

Matrix Spike Analysis
Batch Quality Control

Project Name: E-25060-RL-2530065
Project Number: 058161

Lab Number: L2650746
Report Date: 08/12/26

Parameter	Native Sample	MS Added	MS Found	MS %Recovery	Qual	MSD Found	MSD %Recovery	Qual	Recovery Limits	RPD	Qual	RPD Limits
Dissolved Metals - Mansfield Lab Associated sample(s): 01 QC Batch ID: WG2253909-3 QC Sample: L2650715-01 Client ID: MS Sample												
Lead, Dissolved	ND	530	526.9	99		-	-		75-125	-		

Project Name: E-25060-RL-2530065
Project Number: 058161

Lab Number: L2650746
Report Date: 08/12/26

Sample Receipt and Container Information

Were project specific reporting limits specified? YES

Cooler Information

Cooler	Custody Seal
A	Absent
B	Absent

Container Information

Container ID	Container Type	Cooler	Initial pH	Final pH	Temp deg C	Pres	Seal	Frozen Date/Time	Analysis(*)
L2650746-01A	Vial HCl preserved	NA	NA			Y	Absent		PA-8260(14)
L2650746-01B	Vial HCl preserved	NA	NA			Y	Absent		PA-8260(14)
L2650746-01C	Vial HCl preserved	NA	NA			Y	Absent		PA-8260(14)
L2650746-01D	Vial Na2S2O3 preserved	NA	NA			Y	Absent		8011(14)
L2650746-01E	Vial Na2S2O3 preserved	NA	NA			Y	Absent		8011(14)
L2650746-01F	Plastic 250ml HNO3 preserved	NA	<2	<2		Y	Absent		PB-6020S-PPB(180)

*Values in parentheses indicate holding time in days

Project Name: E-25060-RL-2530065 **Lab Number:** L2650746

Project Number: 058161 **Report Date:** 08/12/26

GLOSSARY

Acronyms

DL	- Detection Limit: This value represents the level to which target analyte concentrations are reported as estimated values, when those target analyte concentrations are quantified below the limit of quantitation (LOQ). The DL includes any adjustments from dilutions, concentrations or moisture content, where applicable. (DoD report formats only.)
EDL	- Estimated Detection Limit: This value represents the level to which target analyte concentrations are reported as estimated values, when those target analyte concentrations are quantified below the reporting limit (RL). The EDL includes any adjustments from dilutions, concentrations or moisture content, where applicable. The use of EDLs is specific to the analysis of PAHs using Solid-Phase Microextraction (SPME).
EMPC	- Estimated Maximum Possible Concentration: The concentration that results from the signal present at the retention time of an analyte when the ions meet all of the identification criteria except the ion abundance ratio criteria. An EMPC is a worst-case estimate of the concentration.
EPA	- Environmental Protection Agency.
LCS	- Laboratory Control Sample: A sample matrix, free from the analytes of interest, spiked with verified known amounts of analytes or a material containing known and verified amounts of analytes.
LCSD	- Laboratory Control Sample Duplicate: Refer to LCS.
LFB	- Laboratory Fortified Blank: A sample matrix, free from the analytes of interest, spiked with verified known amounts of analytes or a material containing known and verified amounts of analytes.
LOD	- Limit of Detection: This value represents the level to which a target analyte can reliably be detected for a specific analyte in a specific matrix by a specific method. The LOD includes any adjustments from dilutions, concentrations or moisture content, where applicable. (DoD report formats only.)
LOQ	- Limit of Quantitation: The value at which an instrument can accurately measure an analyte at a specific concentration. The LOQ includes any adjustments from dilutions, concentrations or moisture content, where applicable. (DoD report formats only.) Limit of Quantitation: The value at which an instrument can accurately measure an analyte at a specific concentration. The LOQ includes any adjustments from dilutions, concentrations or moisture content, where applicable. (DoD report formats only.)
MDL	- Method Detection Limit: This value represents the level to which target analyte concentrations are reported as estimated values, when those target analyte concentrations are quantified below the reporting limit (RL). The MDL includes any adjustments from dilutions, concentrations or moisture content, where applicable.
MS	- Matrix Spike Sample: A sample prepared by adding a known mass of target analyte to a specified amount of matrix sample for which an independent estimate of target analyte concentration is available. For Method 332.0, the spike recovery is calculated using the native concentration, including estimated values.
MSD	- Matrix Spike Sample Duplicate: Refer to MS.
NA	- Not Applicable.
NC	- Not Calculated: Term is utilized when one or more of the results utilized in the calculation are non-detect at the parameter's reporting unit.
NDPA/DPA	- N-Nitrosodiphenylamine/Diphenylamine.
NI	- Not Ignitable.
NP	- Non-Plastic: Term is utilized for the analysis of Atterberg Limits in soil.
NR	- No Results: Term is utilized when 'No Target Compounds Requested' is reported for the analysis of Volatile or Semivolatile Organic TIC only requests.
RL	- Reporting Limit: The value at which an instrument can accurately measure an analyte at a specific concentration. The RL includes any adjustments from dilutions, concentrations or moisture content, where applicable.
RPD	- Relative Percent Difference: The results from matrix and/or matrix spike duplicates are primarily designed to assess the precision of analytical results in a given matrix and are expressed as relative percent difference (RPD). Values which are less than five times the reporting limit for any individual parameter are evaluated by utilizing the absolute difference between the values; although the RPD value will be provided in the report.
SRM	- Standard Reference Material: A reference sample of a known or certified value that is of the same or similar matrix as the associated field samples.
STLP	- Semi-dynamic Tank Leaching Procedure per EPA Method 1315.
TEF	- Toxic Equivalency Factors: The values assigned to each dioxin and furan to evaluate their toxicity relative to 2,3,7,8-TCDD.
TEQ	- Toxic Equivalent: The measure of a sample's toxicity derived by multiplying each dioxin and furan by its corresponding TEF and then summing the resulting values.
TIC	- Tentatively Identified Compound: A compound that has been identified to be present and is not part of the target compound list (TCL) for the method and/or program. All TICs are qualitatively identified and reported as estimated concentrations.

Report Format: DU Report with 'J' Qualifiers

Project Name:	E-25060-RL-2530065	**Lab Number:**	L2650746
Project Number:	058161	**Report Date:**	08/12/26

Footnotes

1 - The reference for this analyte should be considered modified since this analyte is absent from the target analyte list of the original method.

Terms

Analytical Method: Both the document from which the method originates and the analytical reference method. (Example: EPA 8260B is shown as 1,8260B.) The codes for the reference method documents are provided in the References section of the Addendum.

Chlordane: The target compound Chlordane (CAS No. 57-74-9) is reported for GC ECD analyses. Per EPA,this compound "refers to a mixture of chlordane isomers, other chlorinated hydrocarbons and numerous other components." (Reference: USEPA Toxicological Review of Chlordane, In Support of Summary Information on the Integrated Risk Information System (IRIS), December 1997.)

Difference: With respect to Total Oxidizable Precursor (TOP) Assay analysis, the difference is defined as the Post-Treatment value minus the Pre-Treatment value.

Final pH: As it pertains to Sample Receipt & Container Information section of the report, Final pH reflects pH of container determined after adjustment at the laboratory, if applicable. If no adjustment required, value reflects Initial pH.

Frozen Date/Time: With respect to Volatile Organics in soil, Frozen Date/Time reflects the date/time at which associated Reagent Water-preserved vials were initially frozen. Note: If frozen date/time is beyond 48 hours from sample collection, value will be reflected in 'bold'.

Gasoline Range Organics (GRO): Gasoline Range Organics (GRO) results include all chromatographic peaks eluting from Methyl tert butyl ether through Naphthalene, with the exception of GRO analysis in support of State of Ohio programs, which includes all chromatographic peaks eluting from Hexane through Dodecane.

Initial pH: As it pertains to Sample Receipt & Container Information section of the report, Initial pH reflects pH of container determined upon receipt, if applicable.

PAH Total: With respect to Alkylated PAH analyses, the 'PAHs, Total' result is defined as the summation of results for all or a subset of the following compounds: Naphthalene, C1-C4 Naphthalenes, 2-Methylnaphthalene, 1-Methylnaphthalene, Biphenyl, Acenaphthylene, Acenaphthene, Fluorene, C1-C3 Fluorenes, Phenanthrene, C1-C4 Phenanthrenes/Anthracenes, Anthracene, Fluoranthene, Pyrene, C1-C4 Fluoranthenes/Pyrenes, Benz(a)anthracene, Chrysene, C1-C4 Chrysenes, Benzo(b)fluoranthene, Benzo(j)+(k)fluoranthene, Benzo(e)pyrene, Benzo(a)pyrene, Perylene, Indeno(1,2,3-cd)pyrene, Dibenz(ah)+(ac)anthracene, Benzo(g,h,i)perylene. If a 'Total' result is requested, the results of its individual components will also be reported.

PFAS Total: With respect to PFAS analyses, the 'PFAS, Total (5)' result is defined as the summation of results for: PFHpA, PFHxS, PFOA, PFNA and PFOS. In addition, the 'PFAS, Total (6)' result is defined as the summation of results for: PFHpA, PFHxS, PFOA, PFNA, PFDA and PFOS. For MassDEP DW compliance analysis only, the 'PFAS, Total (6)' result is defined as the summation of results at or above the RL. Note: If a 'Total' result is requested, the results of its individual components will also be reported.

Total: With respect to Organic analyses, a 'Total' result is defined as the summation of results for individual isomers or Aroclors. If a 'Total' result is requested, the results of its individual components will also be reported. This is applicable to 'Total' results for methods 8260, 8081 and 8082.

Data Qualifiers

A - Spectra identified as "Aldol Condensates" are byproducts of the extraction/concentration procedures when acetone is introduced in the process.

B - The analyte was detected above the reporting limit in the associated method blank. Flag only applies to associated field samples that have detectable concentrations of the analyte at less than ten times (10x) the concentration found in the blank. For MCP-related projects, flag only applies to associated field samples that have detectable concentrations of the analyte at less than ten times (10x) the concentration found in the blank. For DOD-related projects, flag only applies to associated field samples that have detectable concentrations of the analyte at less than ten times (10x) the concentration found in the blank AND the analyte was detected above one-half the reporting limit (or above the reporting limit for common lab contaminants) in the associated method blank. For NJ-Air-related projects, flag only applies to associated field samples that have detectable concentrations of the analyte above the reporting limit. For NJ-related projects (excluding Air), flag only applies to associated field samples that have detectable concentrations of the analyte, which was detected above the reporting limit in the associated method blank or above five times the reporting limit for common lab contaminants (Phthalates, Acetone, Methylene Chloride, 2-Butanone).

C - Co-elution: The target analyte co-elutes with a known lab standard (i.e. surrogate, internal standards, etc.) for co-extracted analyses.

D - Concentration of analyte was quantified from diluted analysis. Flag only applies to field samples that have detectable concentrations of the analyte.

E - Concentration of analyte exceeds the range of the calibration curve and/or linear range of the instrument.

F - The ratio of quantifier ion response to qualifier ion response falls outside of the laboratory criteria. Results are considered to be an estimated maximum concentration.

G - The concentration may be biased high due to matrix interferences (i.e, co-elution) with non-target compound(s). The result should be considered estimated.

H - The analysis of pH was performed beyond the regulatory-required holding time of 15 minutes from the time of sample collection.

I - The lower value for the two columns has been reported due to obvious interference.

J - Estimated value. The Target analyte concentration is below the quantitation limit (RL), but above the Method Detection Limit (MDL) or Estimated Detection Limit (EDL) for SPME-related analyses. This represents an estimated concentration for Tentatively Identified Compounds (TICs). For calculated parameters, this represents that one or more values used in the calculation were

Report Format: DU Report with 'J' Qualifiers

Project Name:	E-25060-RL-2530065	**Lab Number:**	L2650746
Project Number:	058161	**Report Date:**	08/12/26

Data Qualifiers

estimated.

M - Reporting Limit (RL) exceeds the MCP CAM Reporting Limit for this analyte.

ND - Not detected at the method detection limit (MDL) for the sample, or estimated detection limit (EDL) for SPME-related analyses.

NJ - Presumptive evidence of compound. This represents an estimated concentration for Tentatively Identified Compounds (TICs), where the identification is based on a mass spectral library search.

P - The RPD between the results for the two columns exceeds the method-specified criteria.

Q - The quality control sample exceeds the associated acceptance criteria. For DOD-related projects, LCS and/or Continuing Calibration Standard exceedences are also qualified on all associated sample results. Note: This flag is not applicable for matrix spike recoveries when the sample concentration is greater than 4x the spike added or for batch duplicate RPD when the sample concentrations are less than 5x the RL. (Metals only.)

R - Analytical results are from sample re-analysis.

RE - Analytical results are from sample re-extraction.

S - Analytical results are from modified screening analysis.

V - The surrogate associated with this target analyte has a recovery outside the QC acceptance limits. (Applicable to MassDEP DW Compliance samples only.)

Z - The batch matrix spike and/or duplicate associated with this target analyte has a recovery/RPD outside the QC acceptance limits. (Applicable to MassDEP DW Compliance samples only.)

Project Name: E-25060-RL-2530065 **Lab Number:** L2650746

Project Number: 058161 **Report Date:** 08/12/26

REFERENCES

1 Test Methods for Evaluating Solid Waste: Physical/Chemical Methods. EPA SW-846. Third Edition. Updates I - VI, 2018.

LIMITATION OF LIABILITIES

Pace Analytical Services performs services with reasonable care and diligence normal to the analytical testing laboratory industry. In the event of an error, the sole and exclusive responsibility of Pace Analytical Services shall be to re-perform the work at it's own expense. In no event shall Pace Analytical Services be held liable for any incidental, consequential or special damages, including but not limited to, damages in any way connected with the use of, interpretation of, information or analysis provided by Pace Analytical Services.

We strongly urge our clients to comply with EPA protocol regarding sample volume, preservation, cooling, containers, sampling procedures, holding time and splitting of samples in the field.

ENV-FORM-WES2-0065 v03 Certificate/Approval Program Summary

Certification Information

The following analytes are not included in our Primary NELAP Scope of Accreditation:

PAS-WES2 Westborough Facility – 8 Walkup Dr. Westborough, MA 01581
EPA 8260D: NPW: 1,2,4,5-Tetramethylbenzene; 4-Ethyltoluene; SCM: Iodomethane (methyl iodide), 1,2,4,5-Tetramethylbenzene; 4-Ethyltoluene.
EPA 8270E: NPW: Dimethylnaphthalene,1,4-Diphenylhydrazine, alpha-Terpineol, Azobenzene; SCM: Dimethylnaphthalene,1,4-Diphenylhydrazine.
SM4500: NPW: Amenable Cyanide; SCM: Total Phosphorus, TKN, NO2, NO3.

PAS-MANS Mansfield Facility – 320 Forbes Blvd. Mansfield, MA 02048
SM 2540D: TSS.
Biological Tissue Matrix: EPA 3050B

PAS-MAN1 Mansfield Facility – 120 Forbes Blvd. Mansfield, MA 02048
EPA TO-15: Halothane, 2,4,4-Trimethyl-2-pentene, 2,4,4-Trimethyl-1-pentene, Thiophene, 2-Methylthiophene, 3-Methylthiophene, 2-Ethylthiophene, 1,2,3-Trimethylbenzene, Indan, Indene, 1,2,4,5-Tetramethylbenzene, Benzothiophene, 1-Methylnaphthalene.
MADEP-APH.

PAS-ELON East Longmeadow Facility – 39 Spruce Street East Longmeadow, MA 01028
EPA 524.2: 1,3,5-Trichlorobenzene, m/p-Xylene, o-xylene.
EPA 625.1: 1,2-Dichlorobenzene, 1,3-Dichlorobenzene, 1,4-Dichlorobenzene, N-Nitrosodiphenylamine**.**
EPA 8081B NPW and SCM: Alachlor, Endrin Ketone, Hexachlorobenzene.
EPA 8260D NPW: Tetrahydrofuran, 1,3,5-Trichlorobenzene; **SCM:** TAME, TBEE, Diethyl ether, DIPE, Tetrahydrofuran. 1,3,5-Trichlorobenzene, Freon-113**.**
EPA 8270E: NPW: Carbazole, 1-Methylnaphthalene, Pentachloronitrobenzene; **SCM:** Carbazole, 1-Methylnaphthalene**.**
EPA TO-13: Air: Benzo(e)pyrene, 1-Methylnaphthalene, 2-Methylnaphthalene, Perylene.
EPA TO-4A Pesticide Air: delta-BHC, Endosulfan I, Endosulfan II, Endosulfan Sulfate, Endrin, Endrin Aldehyde, Endrin Ketone, Hexachlorobenzene, Methoxychlor.
SM4500: NPW: Amenable Cyanide; **SCM:** Total Phosphorus, TKN, NH3, NECi: NO2, NO3, ASTMD516**.**

The following test method is not included in our New Jersey Secondary NELAP Scope of Accreditation:

PAS-MANS Mansfield Facility – 320 Forbes Blvd. Mansfield, MA 02048
Determination of Selected Perfluorinated Alkyl Substances by Solid Phase Extraction and Liquid Chromatography/Tandem Mass Spectrometry Isotope Dilution (via Alpha SOP 23528)

The following analytes are included in our Massachusetts DEP Scope of Accreditation:

PAS-WES2 Westborough Facility – 8 Walkup Dr. Westborough, MA 01581

Drinking Water
EPA 300.0: Chloride, Nitrate-N, Fluoride, Sulfate; **EPA 353.2**: Nitrate-N, Nitrite-N; **SM4500NO3-F**: Nitrate-N, Nitrite-N; **SM4500F-C, SM4500CN-CE, EPA 180.1, SM2130B, SM4500Cl-D, SM2320B, SM2540C, SM4500H-B, SM4500NO2-B**
EPA 504.1: EDB, DBCP.
Microbiology: **SM9215B; SM9223-P/A, SM9223B-Colilert-QT,**.

Non-Potable Water
SM4500H,B, EPA 120.1, SM2510B, SM2540C, SM2320B, SM4500CL-E, SM4500F-BC, SM4500NH3-BH: Ammonia-N and Kjeldahl-N, **EPA 350.1**: Ammonia-N, **LACHAT 10-107-06-1-B**: Ammonia-N, **EPA 351.1, SM4500NO3-F, EPA 353.2**: Nitrate-N**, SM4500P-E, SM4500P-B, E, SM4500SO4-E, SM5220D, EPA 410.4, SM5210B, SM4500CL-G, EPA 1664, EPA 420.1, SM4500-CN-CE, SM2540D, EPA 300: Chloride, Sulfate, Nitrate.**
Microbiology: **SM9223B-Colilert-QT; Enterolert-QT.**

PAS-MANS Mansfield Facility – 320 Forbes Blvd. Mansfield, MA 02048

Drinking Water
EPA 200.7: Al, Ba, Cd, Cr, Cu, Fe, Mn, Ni, Na, Ag, Ca, Zn. **EPA 200.8:** Al, Sb, As, Ba, Be, Cd, Cr, Cu, Pb, Mn, Ni, Se, Ag, TL, Zn. **EPA 245.1** Hg.
EPA 522, EPA 537.1.

Non-Potable Water
EPA 200.7: Al, Sb, As, Be, Cd, Ca, Cr, Co, Cu, Fe, Pb, Mg, Mn, Mo, Ni, K, Se, Ag, Na, Sr, TL, Ti, V, Zn.
EPA 200.8: Al, Sb**,** As, Be, Cd, Ca, Cr, Cu, Fe, Pb, Mg, Mn, Ni, K, Se, Ag, Na, TL, Zn.
EPA 245.1: Hg. **EPA 245.7:** Hg.
SM2340B

ENV-FORM-WES2-0065 v03 Certificate/Approval Program Summary

PAS-ELON East Longmeadow Facility – 39 Spruce Street East Longmeadow, MA 01028

Drinking Water
EPA 300.0: NO3, NO2, Fl, Cl, SO4. **NECI Reductase**: NO3, NO2.
SM4500F-C, SM4500Cl-B, SM4500CN-C,E, EPA 180.1, SM2320B, SM 2540C, SM4500H-B, SM4500SO4-E.
EPA 537.1; EPA 524.2: THMs and VOCs; **EPA 504.1:** EDB, DBCP.
Microbiology: SM9223-P/A: TC/EC; SM9223B-Colilert-enumeration: TC/EC; HPC-Simplate.

Non-Potable Water
SM4500H-B, SM2510B, SM2540C, SM2320B, SM4500Cl-B, SM4500NH3-B, C, EPA 350.1, NECi: NO3, **SM4500NH3-B, C: TKN, SM4500P-E: Ortho Phosphate, SM4500P-B, E: Total Phosphorus, EPA 410.4, SM5210B, SM5310C, SM4500CN-C, E, SM2540D, SM4500Cl-G, SM4500SO4-E, EPA 1664, EPA 420.1, EPA 300.0:** Cl, SO4, NO3.
EPA 624.1: Volatile Halocarbons, Volatile Aromatics.
EPA 608.3: Chlordane, Toxaphene, Aldrin, Alpha-BHC, Beta-BHC, Gamma-BHC, Delta-BHC, Dieldrin, DDD, DDE, DDT, Endosulfan I, Endosulfan II, Endosulfan Sulfate, Endrin, Endrin Aldehyde, Heptachlor, Heptachlor Epoxide, PCBs.
EPA 625.1: SVOC-Acid Extractables and Base/Neutrals
Microbiology: SM9223B-Colilert: E. coli (Ambient and Wastewater), **SM9223B-Colilert-18:** Fecal Coliform (Wastewater).

Certification IDs:

PAS-WES2 Westborough Facility – 8 Walkup Dr. Westborough, MA 01581
CT PH-0826, IL 200077, IN C-MA-03, KY KY98045, ME MA00086, MD 348, MA M-MA086, NH 2064, NJ MA935, NY 11148, NC (NPW/SCM) 666, OR MA-1316, PA 68-03671, RI LAO00065, TX T104704476, VT VT-0935, VA 460195.

PAS-MANS Mansfield Facility – 320 Forbes Blvd. Mansfield, MA 02048
ANAB/DoD L2474, CA 3117, CO MA00030, CT PH-0825, IL 200081, IN C-MA-04, KY KY98046, LA 85084, ME MA00030, MD 350, MA M-MA00030, MI 9110, MN 025-999-495, NV MA00030, NH 2062, NJ MA015, NY 11627, NC (NPW/SCM) 685, OR MA-0262, PA 68-02089, RI LAO00299, TX T-104704419, UT MA00030, VT VT-0015, VA 460194, WA C954.

PAS-MAN1 Mansfield Air Lab Facility – 120 Forbes Blvd. Mansfield, MA 02048
ANAB/DoD L2474, LA 245052, ME MA01156, MN 025-999-498, NH 2249, NJ MA025, NY 12191, OR 4203, TX T104704583, VA 460311, WA C1104.

PAS-ELON East Longmeadow Facility – 39 Spruce St. East Longmeadow, MA 01028
CT PH-0821, ME MA00100, MI 9100, NC (DENR) 652, NC (DW) 25703, MA M-MA100, NH (Secondary) 2516, NH (Primary) 2557, NJ MA007, NY 10899, PA 68-05812, RI LAO00373, VA 460217, VT-255716, WV DEP 419, WV-DW 9979C, LA 05130, LA-DW LA042, MD-DW 373, OH 87781.

For a complete listing of analytes and methods, please contact your Project Manager.

Pace

CHAIN OF CUSTODY

PAGE 1 OF 1

Date Rec'd in Lab: 08/07/26

Pace Job #: L26507746

WESTBORO, MA TEL: 508-898-9220 FAX: 508-898-9193
MANSFIELD, MA TEL: 508-822-9300 FAX: 508-822-3288

Client Information

Client: Sunoco Pipeline(SPLP)
Address: 100 Green St
Marcus Hook, PA
Phone: 610-859-6297
Fax:
Email: bradford.fish@energytransfer.com
☐ These samples have been previously analyzed by Pace

Project Information

Project Name: E-25060-RL-2530065
Project Location: Washington Crossing, PA
Project #: 058161
Project Manager: Mark Schaeffer
Pace Quote #:

Turn-Around Time

☐ Standard ☒ RUSH (only confirmed if pre-approved)
Date Due: 5-day TAT Time:

Report Information - Data Deliverables

☐ FAX ☐ EMAIL
☐ ADEx ☐ Add'l Deliverables

Billing Information

☐ Same as Client info PO #:

Regulatory Requirements/Report Limits

State /Fed Program | Criteria

Other Project Specific Requirements/Comments/Detection Limits:
Data Package: Level IV including CTEH & Environemental Standards EDDs; Bill to SPLP; VOC8260 list – benzene, toluene, ethylbenzene, total xylenes, methyl tert-butyl ether (MTBE), naphthalene, isopropylbenzene, 1,3,5-trimethylbenzene, 1,2,4-trimethylbenzene, 1,2-dichloroethane (EDC)

Pace Lab ID (Lab Use Only)	Sample ID	Collection Date	Collection Time	Sample Matrix	Sampler's Initials	VOCs- USEPA 8260C	EDB- USEPA 8011	Lead(dissolved)- USEPA 6020B	Sample Specific Comments	Total # Bottles
50746-01	UMPA260806RW1	8/6/26	1455	GW	ND	X	X	X		6

SAMPLE HANDLING
Filtration
☒ Done
☐ Not needed
☐ Lab to do
Preservation
☐ Lab to do
(Please specify below)

Container Type	V	V	P
Preservative	B	H	C

Relinquished By:	Date/Time	Received By:	Date/Time
Anton Adams	8/6/26 1620	Duncan Polis	8/6/26 1620
Duncan Polis	8/6/26	AL	8-7 0200
AL 8-7 0400			

Please print clearly, legibly and completely. Samples can not be logged in and turnaround time clock will not start until any ambiguities are resolved. All samples submitted are subject to Pace's Terms and Conditions. See reverse side.

FORM NO. 01-01 (rev. 25-FEB-25)

08/07/26-0400

Sample Delivery Group Summary

Pace Job Number : L2650746

Received : 06-AUG-2026
Reviewer : Brendan Grady

Account Name : Stantec, Inc.
Project Number : 058161
Project Name : E-25060-RL-2530065

Delivery Information

Samples Delivered By : Pace Courier

Chain of Custody : Present

Cooler Information

Cooler	Seal/Seal#	Preservation	Temperature(°C)	Additional Information
A	Absent/	Ice	3.6	
B	Absent/	Ice	3.5	

Condition Information

1) All samples on COC received?	**YES**
2) Extra samples received?	**NO**
3) Are there any sample container discrepancies?	**NO**
4) Are there any discrepancies between COC & sample labels?	**NO**
5) Are samples in appropriate containers for requested analysis?	**YES**
6) Are samples properly preserved for requested analysis?	**YES**
7) Are samples within holding time for requested analysis?	**YES**
8) All sampling equipment returned?	**NA**

Volatile Organics/VPH

1) Reagent Water Vials Frozen by Client?	**NO**

ANALYTICAL REPORT

Lab Number:	L2650747
Client:	Stantec, Inc. 1060 Andrew Drive Suite 140 West Chester, PA 19380
ATTN:	Mark Schaeffer
Phone:	(610) 407-7943
Project Name:	E-25060-RL-2530065
Project Number:	058161
Report Date:	08/11/26

The original project report/data package is held by Pace Analytical Services. This report/data package is paginated and should be reproduced only in its entirety. Pace Analytical Services holds no responsibility for results and/or data that are not consistent with the original.

Eight Walkup Drive, Westborough, MA 01581-1019
508-898-9220 (Fax) 508-898-9193 800-624-9220 - www.alphalab.com

Project Name: E-25060-RL-2530065
Project Number: 058161

Lab Number: L2650747
Report Date: 08/11/26

Lab Sample ID	Client ID	Matrix	Sample Location	Collection Date/Time	Receive Date
L2650747-01	UMPA260806MW16DD	WATER	WASHINGTON CROSSING, PA	08/06/26 11:15	08/06/26

Project Name:	E-25060-RL-2530065	**Lab Number:**	L2650747
Project Number:	058161	**Report Date:**	08/11/26

Case Narrative

The samples were received in accordance with the Chain of Custody and no significant deviations were encountered during the preparation or analysis unless otherwise noted. Sample Receipt, Container Information, and the Chain of Custody are located at the back of the report.

Results contained within this report relate only to the samples submitted under this Pace Lab Number and meet NELAP requirements for all NELAP accredited parameters unless otherwise noted in the following narrative. The data presented in this report is organized by parameter (i.e. VOC, SVOC, etc.). Sample specific Quality Control data (i.e. Surrogate Spike Recovery) is reported at the end of the target analyte list for each individual sample, followed by the Laboratory Batch Quality Control at the end of each parameter. Tentatively Identified Compounds (TICs), if requested, are reported for compounds identified to be present and are not part of the method/program Target Compound List, even if only a subset of the TCL are being reported. If a sample was re-analyzed or re-extracted due to a required quality control corrective action and if both sets of data are reported, the Laboratory ID of the re-analysis or re-extraction is designated with an "R" or "RE", respectively.

When multiple Batch Quality Control elements are reported (e.g. more than one LCS), the associated samples for each element are noted in the grey shaded header line of each data table. Any Laboratory Batch, Sample Specific % recovery or RPD value that is outside the listed Acceptance Criteria is bolded in the report. In reference to questions H (CAM) or 4 (RCP) when "NO" is checked, the performance criteria for CAM and RCP methods allow for some quality control failures to occur and still be within method compliance. In these instances, the specific failure is not narrated but noted in the associated QC Outlier Summary Report, located directly after the Case Narrative. QC information is also incorporated in the Data Usability Assessment table (Format 11) of our Data Merger tool, where it can be reviewed in conjunction with the sample result, associated regulatory criteria and any associated data usability implications.

Soil/sediments and solids are reported on a dry weight basis unless otherwise noted. Tissues are reported "as received" or on a wet weight basis, unless otherwise noted. Definitions of all data qualifiers and acronyms used in this report are provided in the Glossary located at the back of the report.

HOLD POLICY - For samples submitted on hold, Pace's policy is to hold samples (with the exception of Air canisters) free of charge for 21 calendar days from the date the project is completed. After 21 calendar days, we will dispose of all samples submitted including those put on hold unless you have contacted your Pace Project Manager and made arrangements for Pace to continue to hold the samples. Air canisters will be disposed after 3 business days from the date the project is completed.

Please contact Project Management at 800-624-9220 with any questions.

Project Name:	E-25060-RL-2530065	**Lab Number:**	L2650747
Project Number:	058161	**Report Date:**	08/11/26

Case Narrative (continued)

Report Submission

All non-detect (ND) or estimated concentrations (J-qualified) have been quantitated to the limit noted in the MDL column.

I, the undersigned, attest under the pains and penalties of perjury that, to the best of my knowledge and belief and based upon my personal inquiry of those responsible for providing the information contained in this analytical report, such information is accurate and complete. This certificate of analysis is not complete unless this page accompanies any and all pages of this report.

Authorized Signature: Kylie Morse

Title: Technical Director/Representative Date: 08/11/26

QC OUTLIER SUMMARY REPORT

Project Name: E-25060-RL-2530065

Project Number: 058161

Lab Number: L2650747

Report Date: 08/11/26

Method	Client ID (Native ID)	Lab ID	Parameter	QC Type	Recovery/RPD (%)	QC Limits (%)	Associated Samples	Data Quality Assessment

There are no QC Outliers associated with this report.

ORGANICS

VOLATILES

Project Name: E-25060-RL-2530065 **Lab Number:** L2650747

Project Number: 058161 **Report Date:** 08/11/26

SAMPLE RESULTS

Lab ID: L2650747-01
Client ID: UMPA260806MW16DD
Sample Location: WASHINGTON CROSSING, PA

Date Collected: 08/06/26 11:15
Date Received: 08/06/26
Field Prep: Refer to COC

Sample Depth:
Matrix: Water
Analytical Method: 1,8011
Analytical Date: 08/10/26 15:29
Analyst: DLP

Extraction Method: EPA 8011
Extraction Date: 08/10/26 08:28

Parameter	Result	Qualifier	Units	RL	MDL	Dilution Factor	Column
Microextractables by GC - Westborough Lab							
1,2-Dibromoethane	ND		ug/l	0.010	0.005	1	A

Project Name: E-25060-RL-2530065 **Lab Number:** L2650747

Project Number: 058161 **Report Date:** 08/11/26

SAMPLE RESULTS

Lab ID: L2650747-01 Date Collected: 08/06/26 11:15

Client ID: UMPA260806MW16DD Date Received: 08/06/26

Sample Location: WASHINGTON CROSSING, PA Field Prep: Refer to COC

Sample Depth:

Matrix: Water

Analytical Method: 1,8260D

Analytical Date: 08/08/26 13:28

Analyst: GMT

Parameter	Result	Qualifier	Units	RL	MDL	Dilution Factor
Volatile Organics by GC/MS - Westborough Lab						
Methyl tert butyl ether	ND		ug/l	1.0	0.17	1
Benzene	ND		ug/l	0.50	0.16	1
1,2-Dichloroethane	ND		ug/l	0.50	0.13	1
Toluene	ND		ug/l	0.75	0.20	1
Ethylbenzene	ND		ug/l	0.50	0.17	1
p/m-Xylene	ND		ug/l	1.0	0.33	1
o-Xylene	ND		ug/l	1.0	0.39	1
Xylenes, Total	ND		ug/l	1.0	0.33	1
Isopropylbenzene	ND		ug/l	0.50	0.19	1
1,3,5-Trimethylbenzene	ND		ug/l	2.5	0.22	1
1,2,4-Trimethylbenzene	ND		ug/l	2.5	0.19	1
Naphthalene	ND		ug/l	1.0	0.22	1

Surrogate	% Recovery	Qualifier	Acceptance Criteria
1,2-Dichloroethane-d4	126		70-130
Toluene-d8	99		70-130
4-Bromofluorobenzene	116		70-130
Dibromofluoromethane	112		70-130

Project Name: E-25060-RL-2530065 **Lab Number:** L2650747

Project Number: 058161 **Report Date:** 08/11/26

Method Blank Analysis
Batch Quality Control

Analytical Method: 1,8011
Analytical Date: 08/10/26 10:05
Analyst: DLP

Extraction Method: EPA 8011
Extraction Date: 08/10/26 08:28

Parameter	Result	Qualifier	Units	RL	MDL	
Microextractables by GC - Westborough Lab for sample(s): 01 Batch: WG2253124-1						
1,2-Dibromoethane	ND		ug/l	0.010	0.005	A

Project Name: E-25060-RL-2530065 **Lab Number:** L2650747

Project Number: 058161 **Report Date:** 08/11/26

Method Blank Analysis
Batch Quality Control

Analytical Method: 1,8260D
Analytical Date: 08/08/26 11:14
Analyst: PID

Parameter	Result	Qualifier	Units	RL	MDL
Volatile Organics by GC/MS - Westborough Lab for sample(s): 01 Batch: WG2253285-5					
Methyl tert butyl ether	ND		ug/l	1.0	0.17
Benzene	ND		ug/l	0.50	0.16
1,2-Dichloroethane	ND		ug/l	0.50	0.13
Toluene	ND		ug/l	0.75	0.20
Ethylbenzene	ND		ug/l	0.50	0.17
p/m-Xylene	ND		ug/l	1.0	0.33
o-Xylene	ND		ug/l	1.0	0.39
Xylenes, Total	ND		ug/l	1.0	0.33
Isopropylbenzene	ND		ug/l	0.50	0.19
1,3,5-Trimethylbenzene	ND		ug/l	2.5	0.22
1,2,4-Trimethylbenzene	ND		ug/l	2.5	0.19
Naphthalene	ND		ug/l	1.0	0.22

Surrogate	%Recovery	Qualifier	Acceptance Criteria
1,2-Dichloroethane-d4	118		70-130
Toluene-d8	99		70-130
4-Bromofluorobenzene	116		70-130
Dibromofluoromethane	107		70-130

Lab Control Sample Analysis
Batch Quality Control

Project Name: E-25060-RL-2530065
Project Number: 058161

Lab Number: L2650747
Report Date: 08/11/26

Parameter	LCS %Recovery	Qual	LCSD %Recovery	Qual	%Recovery Limits	RPD	Qual	RPD Limits	Column
Microextractables by GC - Westborough Lab Associated sample(s): 01 Batch: WG2253124-2									
1,2-Dibromoethane	116		-		60-140	-			A

Lab Control Sample Analysis
Batch Quality Control

Project Name: E-25060-RL-2530065
Project Number: 058161
Lab Number: L2650747
Report Date: 08/11/26

Parameter	LCS %Recovery	Qual	LCSD %Recovery	Qual	%Recovery Limits	RPD	Qual	RPD Limits
Volatile Organics by GC/MS - Westborough Lab Associated sample(s): 01 Batch: WG2253285-3 WG2253285-4								
Methyl tert butyl ether	96		100		63-130	4		20
Benzene	110		110		70-130	0		20
1,2-Dichloroethane	120		120		70-130	0		20
Toluene	100		110		70-130	10		20
Ethylbenzene	110		110		70-130	0		20
p/m-Xylene	100		105		70-130	5		20
o-Xylene	100		100		70-130	0		20
Isopropylbenzene	100		120		70-130	18		20
1,3,5-Trimethylbenzene	110		120		64-130	9		20
1,2,4-Trimethylbenzene	100		110		70-130	10		20
Naphthalene	84		100		70-130	17		20

Surrogate	LCS %Recovery	Qual	LCSD %Recovery	Qual	Acceptance Criteria
1,2-Dichloroethane-d4	120		121		70-130
Toluene-d8	102		103		70-130
4-Bromofluorobenzene	108		115		70-130
Dibromofluoromethane	105		104		70-130

METALS

Project Name: E-25060-RL-2530065 **Lab Number:** L2650747

Project Number: 058161 **Report Date:** 08/11/26

SAMPLE RESULTS

Lab ID: L2650747-01 Date Collected: 08/06/26 11:15

Client ID: UMPA260806MW16DD Date Received: 08/06/26

Sample Location: WASHINGTON CROSSING, PA Field Prep: Refer to COC

Sample Depth:

Matrix: Water

Parameter	Result	Qualifier	Units	RL	MDL	Dilution Factor	Date Prepared	Date Analyzed	Prep Method	Analytical Method	Analyst
Dissolved Metals - Mansfield Lab											
Lead, Dissolved	0.6933	J	ug/l	1.000	0.3430	1	08/11/26 15:23	08/11/26 21:03	EPA 3005A	1,6020B	CEY

Project Name: E-25060-RL-2530065 **Lab Number:** L2650747

Project Number: 058161 **Report Date:** 08/11/26

Method Blank Analysis
Batch Quality Control

Parameter	Result	Qualifier	Units	RL	MDL	Dilution Factor	Date Prepared	Date Analyzed	Analytical Method	Analyst
Dissolved Metals - Mansfield Lab for sample(s): 01 Batch: WG2253909-1										
Lead, Dissolved	ND		ug/l	1.000	0.3430	1	08/11/26 15:23	08/11/26 19:46	1,6020B	CEY

Prep Information

Digestion Method: EPA 3005A

Lab Control Sample Analysis
Batch Quality Control

Project Name: E-25060-RL-2530065
Project Number: 058161
Lab Number: L2650747
Report Date: 08/11/26

Parameter	LCS %Recovery	Qual	LCSD %Recovery	Qual	%Recovery Limits	RPD	Qual	RPD Limits
Dissolved Metals - Mansfield Lab Associated sample(s): 01 Batch: WG2253909-2								
Lead, Dissolved	104		-		80-120	-		

Matrix Spike Analysis
Batch Quality Control

Project Name: E-25060-RL-2530065
Project Number: 058161

Lab Number: L2650747
Report Date: 08/11/26

Parameter	Native Sample	MS Added	MS Found	MS %Recovery	Qual	MSD Found	MSD %Recovery	Qual	Recovery Limits	RPD	Qual	RPD Limits
Dissolved Metals - Mansfield Lab Associated sample(s): 01 QC Batch ID: WG2253909-3 QC Sample: L2650715-01 Client ID: MS Sample												
Lead, Dissolved	ND	530	526.9	99		-	-		75-125	-		

Project Name: E-25060-RL-2530065
Project Number: 058161

Lab Number: L2650747
Report Date: 08/11/26

Sample Receipt and Container Information

Were project specific reporting limits specified? YES

Cooler Information

Cooler	Custody Seal
A	Absent
B	Absent

Container Information

Container ID	Container Type	Cooler	Initial pH	Final pH	Temp deg C	Pres	Seal	Frozen Date/Time	Analysis(*)
L2650747-01A	Vial HCl preserved	NA	NA			Y	Absent		PA-8260(14)
L2650747-01B	Vial HCl preserved	NA	NA			Y	Absent		PA-8260(14)
L2650747-01C	Vial HCl preserved	NA	NA			Y	Absent		PA-8260(14)
L2650747-01D	Vial Na2S2O3 preserved	NA	NA			Y	Absent		8011(14)
L2650747-01E	Vial Na2S2O3 preserved	NA	NA			Y	Absent		8011(14)
L2650747-01F	Plastic 250ml HNO3 preserved	NA	<2	<2		Y	Absent		PB-6020S-PPB(180)

*Values in parentheses indicate holding time in days

Project Name: E-25060-RL-2530065 **Lab Number:** L2650747

Project Number: 058161 **Report Date:** 08/11/26

GLOSSARY

Acronyms

DL	- Detection Limit: This value represents the level to which target analyte concentrations are reported as estimated values, when those target analyte concentrations are quantified below the limit of quantitation (LOQ). The DL includes any adjustments from dilutions, concentrations or moisture content, where applicable. (DoD report formats only.)
EDL	- Estimated Detection Limit: This value represents the level to which target analyte concentrations are reported as estimated values, when those target analyte concentrations are quantified below the reporting limit (RL). The EDL includes any adjustments from dilutions, concentrations or moisture content, where applicable. The use of EDLs is specific to the analysis of PAHs using Solid-Phase Microextraction (SPME).
EMPC	- Estimated Maximum Possible Concentration: The concentration that results from the signal present at the retention time of an analyte when the ions meet all of the identification criteria except the ion abundance ratio criteria. An EMPC is a worst-case estimate of the concentration.
EPA	- Environmental Protection Agency.
LCS	- Laboratory Control Sample: A sample matrix, free from the analytes of interest, spiked with verified known amounts of analytes or a material containing known and verified amounts of analytes.
LCSD	- Laboratory Control Sample Duplicate: Refer to LCS.
LFB	- Laboratory Fortified Blank: A sample matrix, free from the analytes of interest, spiked with verified known amounts of analytes or a material containing known and verified amounts of analytes.
LOD	- Limit of Detection: This value represents the level to which a target analyte can reliably be detected for a specific analyte in a specific matrix by a specific method. The LOD includes any adjustments from dilutions, concentrations or moisture content, where applicable. (DoD report formats only.)
LOQ	- Limit of Quantitation: The value at which an instrument can accurately measure an analyte at a specific concentration. The LOQ includes any adjustments from dilutions, concentrations or moisture content, where applicable. (DoD report formats only.) Limit of Quantitation: The value at which an instrument can accurately measure an analyte at a specific concentration. The LOQ includes any adjustments from dilutions, concentrations or moisture content, where applicable. (DoD report formats only.)
MDL	- Method Detection Limit: This value represents the level to which target analyte concentrations are reported as estimated values, when those target analyte concentrations are quantified below the reporting limit (RL). The MDL includes any adjustments from dilutions, concentrations or moisture content, where applicable.
MS	- Matrix Spike Sample: A sample prepared by adding a known mass of target analyte to a specified amount of matrix sample for which an independent estimate of target analyte concentration is available. For Method 332.0, the spike recovery is calculated using the native concentration, including estimated values.
MSD	- Matrix Spike Sample Duplicate: Refer to MS.
NA	- Not Applicable.
NC	- Not Calculated: Term is utilized when one or more of the results utilized in the calculation are non-detect at the parameter's reporting unit.
NDPA/DPA	- N-Nitrosodiphenylamine/Diphenylamine.
NI	- Not Ignitable.
NP	- Non-Plastic: Term is utilized for the analysis of Atterberg Limits in soil.
NR	- No Results: Term is utilized when 'No Target Compounds Requested' is reported for the analysis of Volatile or Semivolatile Organic TIC only requests.
RL	- Reporting Limit: The value at which an instrument can accurately measure an analyte at a specific concentration. The RL includes any adjustments from dilutions, concentrations or moisture content, where applicable.
RPD	- Relative Percent Difference: The results from matrix and/or matrix spike duplicates are primarily designed to assess the precision of analytical results in a given matrix and are expressed as relative percent difference (RPD). Values which are less than five times the reporting limit for any individual parameter are evaluated by utilizing the absolute difference between the values; although the RPD value will be provided in the report.
SRM	- Standard Reference Material: A reference sample of a known or certified value that is of the same or similar matrix as the associated field samples.
STLP	- Semi-dynamic Tank Leaching Procedure per EPA Method 1315.
TEF	- Toxic Equivalency Factors: The values assigned to each dioxin and furan to evaluate their toxicity relative to 2,3,7,8-TCDD.
TEQ	- Toxic Equivalent: The measure of a sample's toxicity derived by multiplying each dioxin and furan by its corresponding TEF and then summing the resulting values.
TIC	- Tentatively Identified Compound: A compound that has been identified to be present and is not part of the target compound list (TCL) for the method and/or program. All TICs are qualitatively identified and reported as estimated concentrations.

Report Format: DU Report with 'J' Qualifiers

Project Name:	E-25060-RL-2530065	**Lab Number:**	L2650747
Project Number:	058161	**Report Date:**	08/11/26

Footnotes

1 - The reference for this analyte should be considered modified since this analyte is absent from the target analyte list of the original method.

Terms

Analytical Method: Both the document from which the method originates and the analytical reference method. (Example: EPA 8260B is shown as 1,8260B.) The codes for the reference method documents are provided in the References section of the Addendum.

Chlordane: The target compound Chlordane (CAS No. 57-74-9) is reported for GC ECD analyses. Per EPA,this compound "refers to a mixture of chlordane isomers, other chlorinated hydrocarbons and numerous other components." (Reference: USEPA Toxicological Review of Chlordane, In Support of Summary Information on the Integrated Risk Information System (IRIS), December 1997.)

Difference: With respect to Total Oxidizable Precursor (TOP) Assay analysis, the difference is defined as the Post-Treatment value minus the Pre-Treatment value.

Final pH: As it pertains to Sample Receipt & Container Information section of the report, Final pH reflects pH of container determined after adjustment at the laboratory, if applicable. If no adjustment required, value reflects Initial pH.

Frozen Date/Time: With respect to Volatile Organics in soil, Frozen Date/Time reflects the date/time at which associated Reagent Water-preserved vials were initially frozen. Note: If frozen date/time is beyond 48 hours from sample collection, value will be reflected in 'bold'.

Gasoline Range Organics (GRO): Gasoline Range Organics (GRO) results include all chromatographic peaks eluting from Methyl tert butyl ether through Naphthalene, with the exception of GRO analysis in support of State of Ohio programs, which includes all chromatographic peaks eluting from Hexane through Dodecane.

Initial pH: As it pertains to Sample Receipt & Container Information section of the report, Initial pH reflects pH of container determined upon receipt, if applicable.

PAH Total: With respect to Alkylated PAH analyses, the 'PAHs, Total' result is defined as the summation of results for all or a subset of the following compounds: Naphthalene, C1-C4 Naphthalenes, 2-Methylnaphthalene, 1-Methylnaphthalene, Biphenyl, Acenaphthylene, Acenaphthene, Fluorene, C1-C3 Fluorenes, Phenanthrene, C1-C4 Phenanthrenes/Anthracenes, Anthracene, Fluoranthene, Pyrene, C1-C4 Fluoranthenes/Pyrenes, Benz(a)anthracene, Chrysene, C1-C4 Chrysenes, Benzo(b)fluoranthene, Benzo(j)+(k)fluoranthene, Benzo(e)pyrene, Benzo(a)pyrene, Perylene, Indeno(1,2,3-cd)pyrene, Dibenz(ah)+(ac)anthracene, Benzo(g,h,i)perylene. If a 'Total' result is requested, the results of its individual components will also be reported.

PFAS Total: With respect to PFAS analyses, the 'PFAS, Total (5)' result is defined as the summation of results for: PFHpA, PFHxS, PFOA, PFNA and PFOS. In addition, the 'PFAS, Total (6)' result is defined as the summation of results for: PFHpA, PFHxS, PFOA, PFNA, PFDA and PFOS. For MassDEP DW compliance analysis only, the 'PFAS, Total (6)' result is defined as the summation of results at or above the RL. Note: If a 'Total' result is requested, the results of its individual components will also be reported.

Total: With respect to Organic analyses, a 'Total' result is defined as the summation of results for individual isomers or Aroclors. If a 'Total' result is requested, the results of its individual components will also be reported. This is applicable to 'Total' results for methods 8260, 8081 and 8082.

Data Qualifiers

A - Spectra identified as "Aldol Condensates" are byproducts of the extraction/concentration procedures when acetone is introduced in the process.

B - The analyte was detected above the reporting limit in the associated method blank. Flag only applies to associated field samples that have detectable concentrations of the analyte at less than ten times (10x) the concentration found in the blank. For MCP-related projects, flag only applies to associated field samples that have detectable concentrations of the analyte at less than ten times (10x) the concentration found in the blank. For DOD-related projects, flag only applies to associated field samples that have detectable concentrations of the analyte at less than ten times (10x) the concentration found in the blank AND the analyte was detected above one-half the reporting limit (or above the reporting limit for common lab contaminants) in the associated method blank. For NJ-Air-related projects, flag only applies to associated field samples that have detectable concentrations of the analyte above the reporting limit. For NJ-related projects (excluding Air), flag only applies to associated field samples that have detectable concentrations of the analyte, which was detected above the reporting limit in the associated method blank or above five times the reporting limit for common lab contaminants (Phthalates, Acetone, Methylene Chloride, 2-Butanone).

C - Co-elution: The target analyte co-elutes with a known lab standard (i.e. surrogate, internal standards, etc.) for co-extracted analyses.

D - Concentration of analyte was quantified from diluted analysis. Flag only applies to field samples that have detectable concentrations of the analyte.

E - Concentration of analyte exceeds the range of the calibration curve and/or linear range of the instrument.

F - The ratio of quantifier ion response to qualifier ion response falls outside of the laboratory criteria. Results are considered to be an estimated maximum concentration.

G - The concentration may be biased high due to matrix interferences (i.e, co-elution) with non-target compound(s). The result should be considered estimated.

H - The analysis of pH was performed beyond the regulatory-required holding time of 15 minutes from the time of sample collection.

I - The lower value for the two columns has been reported due to obvious interference.

J - Estimated value. The Target analyte concentration is below the quantitation limit (RL), but above the Method Detection Limit (MDL) or Estimated Detection Limit (EDL) for SPME-related analyses. This represents an estimated concentration for Tentatively Identified Compounds (TICs). For calculated parameters, this represents that one or more values used in the calculation were

Project Name:	E-25060-RL-2530065	**Lab Number:**	L2650747
Project Number:	058161	**Report Date:**	08/11/26

Data Qualifiers

estimated.

M - Reporting Limit (RL) exceeds the MCP CAM Reporting Limit for this analyte.

ND - Not detected at the method detection limit (MDL) for the sample, or estimated detection limit (EDL) for SPME-related analyses.

NJ - Presumptive evidence of compound. This represents an estimated concentration for Tentatively Identified Compounds (TICs), where the identification is based on a mass spectral library search.

P - The RPD between the results for the two columns exceeds the method-specified criteria.

Q - The quality control sample exceeds the associated acceptance criteria. For DOD-related projects, LCS and/or Continuing Calibration Standard exceedences are also qualified on all associated sample results. Note: This flag is not applicable for matrix spike recoveries when the sample concentration is greater than 4x the spike added or for batch duplicate RPD when the sample concentrations are less than 5x the RL. (Metals only.)

R - Analytical results are from sample re-analysis.

RE - Analytical results are from sample re-extraction.

S - Analytical results are from modified screening analysis.

V - The surrogate associated with this target analyte has a recovery outside the QC acceptance limits. (Applicable to MassDEP DW Compliance samples only.)

Z - The batch matrix spike and/or duplicate associated with this target analyte has a recovery/RPD outside the QC acceptance limits. (Applicable to MassDEP DW Compliance samples only.)

Project Name: E-25060-RL-2530065 **Lab Number:** L2650747

Project Number: 058161 **Report Date:** 08/11/26

REFERENCES

1 Test Methods for Evaluating Solid Waste: Physical/Chemical Methods. EPA SW-846. Third Edition. Updates I - VI, 2018.

LIMITATION OF LIABILITIES

Pace Analytical Services performs services with reasonable care and diligence normal to the analytical testing laboratory industry. In the event of an error, the sole and exclusive responsibility of Pace Analytical Services shall be to re-perform the work at it's own expense. In no event shall Pace Analytical Services be held liable for any incidental, consequential or special damages, including but not limited to, damages in any way connected with the use of, interpretation of, information or analysis provided by Pace Analytical Services.

We strongly urge our clients to comply with EPA protocol regarding sample volume, preservation, cooling, containers, sampling procedures, holding time and splitting of samples in the field.

ENV-FORM-WES2-0065 v03 Certificate/Approval Program Summary

Certification Information

The following analytes are not included in our Primary NELAP Scope of Accreditation:

PAS-WES2 Westborough Facility – 8 Walkup Dr. Westborough, MA 01581
EPA 8260D: NPW: 1,2,4,5-Tetramethylbenzene; 4-Ethyltoluene; SCM: Iodomethane (methyl iodide), 1,2,4,5-Tetramethylbenzene; 4-Ethyltoluene.
EPA 8270E: NPW: Dimethylnaphthalene,1,4-Diphenylhydrazine, alpha-Terpineol, Azobenzene; SCM: Dimethylnaphthalene,1,4-Diphenylhydrazine.
SM4500: NPW: Amenable Cyanide; SCM: Total Phosphorus, TKN, NO2, NO3.

PAS-MANS Mansfield Facility – 320 Forbes Blvd. Mansfield, MA 02048
SM 2540D: TSS.
Biological Tissue Matrix: EPA 3050B

PAS-MAN1 Mansfield Facility – 120 Forbes Blvd. Mansfield, MA 02048
EPA TO-15: Halothane, 2,4,4-Trimethyl-2-pentene, 2,4,4-Trimethyl-1-pentene, Thiophene, 2-Methylthiophene, 3-Methylthiophene, 2-Ethylthiophene, 1,2,3-Trimethylbenzene, Indan, Indene, 1,2,4,5-Tetramethylbenzene, Benzothiophene, 1-Methylnaphthalene.
MADEP-APH.

PAS-ELON East Longmeadow Facility – 39 Spruce Street East Longmeadow, MA 01028
EPA 524.2: 1,3,5-Trichlorobenzene, m/p-Xylene, o-xylene.
EPA 625.1: 1,2-Dichlorobenzene, 1,3-Dichlorobenzene, 1,4-Dichlorobenzene, N-Nitrosodiphenylamine**.**
EPA 8081B NPW and SCM: Alachlor, Endrin Ketone, Hexachlorobenzene.
EPA 8260D NPW: Tetrahydrofuran, 1,3,5-Trichlorobenzene; **SCM:** TAME, TBEE, Diethyl ether, DIPE, Tetrahydrofuran. 1,3,5-Trichlorobenzene, Freon-113**.**
EPA 8270E: NPW: Carbazole, 1-Methylnaphthalene, Pentachloronitrobenzene; **SCM:** Carbazole, 1-Methylnaphthalene**.**
EPA TO-13: Air: Benzo(e)pyrene, 1-Methylnaphthalene, 2-Methylnaphthalene, Perylene.
EPA TO-4A Pesticide Air: delta-BHC, Endosulfan I, Endosulfan II, Endosulfan Sulfate, Endrin, Endrin Aldehyde, Endrin Ketone, Hexachlorobenzene, Methoxychlor.
SM4500: NPW: Amenable Cyanide; **SCM:** Total Phosphorus, TKN, NH3, NECi: NO2, NO3, ASTMD516**.**

The following test method is not included in our New Jersey Secondary NELAP Scope of Accreditation:

PAS-MANS Mansfield Facility – 320 Forbes Blvd. Mansfield, MA 02048
Determination of Selected Perfluorinated Alkyl Substances by Solid Phase Extraction and Liquid Chromatography/Tandem Mass Spectrometry Isotope Dilution (via Alpha SOP 23528)

The following analytes are included in our Massachusetts DEP Scope of Accreditation:

PAS-WES2 Westborough Facility – 8 Walkup Dr. Westborough, MA 01581

Drinking Water
EPA 300.0: Chloride, Nitrate-N, Fluoride, Sulfate; **EPA 353.2**: Nitrate-N, Nitrite-N; **SM4500NO3-F**: Nitrate-N, Nitrite-N; **SM4500F-C, SM4500CN-CE, EPA 180.1, SM2130B, SM4500Cl-D, SM2320B, SM2540C, SM4500H-B, SM4500NO2-B**
EPA 504.1: EDB, DBCP.
Microbiology: **SM9215B; SM9223-P/A, SM9223B-Colilert-QT,**.

Non-Potable Water
SM4500H,B, EPA 120.1, SM2510B, SM2540C, SM2320B, SM4500CL-E, SM4500F-BC, SM4500NH3-BH: Ammonia-N and Kjeldahl-N, **EPA 350.1**: Ammonia-N, **LACHAT 10-107-06-1-B**: Ammonia-N, **EPA 351.1, SM4500NO3-F, EPA 353.2**: Nitrate-N**, SM4500P-E, SM4500P-B, E, SM4500SO4-E, SM5220D, EPA 410.4, SM5210B, SM4500CL-G, EPA 1664, EPA 420.1, SM4500-CN-CE, SM2540D, EPA 300: Chloride, Sulfate, Nitrate.**
Microbiology: **SM9223B-Colilert-QT; Enterolert-QT.**

PAS-MANS Mansfield Facility – 320 Forbes Blvd. Mansfield, MA 02048

Drinking Water
EPA 200.7: Al, Ba, Cd, Cr, Cu, Fe, Mn, Ni, Na, Ag, Ca, Zn. **EPA 200.8:** Al, Sb, As, Ba, Be, Cd, Cr, Cu, Pb, Mn, Ni, Se, Ag, TL, Zn. **EPA 245.1** Hg.
EPA 522, EPA 537.1.

Non-Potable Water
EPA 200.7: Al, Sb, As, Be, Cd, Ca, Cr, Co, Cu, Fe, Pb, Mg, Mn, Mo, Ni, K, Se, Ag, Na, Sr, TL, Ti, V, Zn.
EPA 200.8: Al, Sb**,** As, Be, Cd, Ca, Cr, Cu, Fe, Pb, Mg, Mn, Ni, K, Se, Ag, Na, TL, Zn.
EPA 245.1: Hg. **EPA 245.7:** Hg.
SM2340B

ENV-FORM-WES2-0065 v03 Certificate/Approval Program Summary

PAS-ELON East Longmeadow Facility – 39 Spruce Street East Longmeadow, MA 01028

Drinking Water
EPA 300.0: NO3, NO2, Fl, Cl, SO4. **NECI Reductase**: NO3, NO2.
SM4500F-C, SM4500Cl-B, SM4500CN-C,E, EPA 180.1, SM2320B, SM 2540C, SM4500H-B, SM4500SO4-E.
EPA 537.1; EPA 524.2: THMs and VOCs; **EPA 504.1:** EDB, DBCP.
Microbiology: SM9223-P/A: TC/EC; SM9223B-Colilert-enumeration: TC/EC; HPC-Simplate.

Non-Potable Water
SM4500H-B, SM2510B, SM2540C, SM2320B, SM4500Cl-B, SM4500NH3-B, C, EPA 350.1, NECi: NO3, **SM4500NH3-B, C: TKN, SM4500P-E: Ortho Phosphate, SM4500P-B, E: Total Phosphorus, EPA 410.4, SM5210B, SM5310C, SM4500CN-C, E, SM2540D, SM4500Cl-G, SM4500SO4-E, EPA 1664, EPA 420.1, EPA 300.0:** Cl, SO4, NO3.
EPA 624.1: Volatile Halocarbons, Volatile Aromatics.
EPA 608.3: Chlordane, Toxaphene, Aldrin, Alpha-BHC, Beta-BHC, Gamma-BHC, Delta-BHC, Dieldrin, DDD, DDE, DDT, Endosulfan I, Endosulfan II, Endosulfan Sulfate, Endrin, Endrin Aldehyde, Heptachlor, Heptachlor Epoxide, PCBs.
EPA 625.1: SVOC-Acid Extractables and Base/Neutrals
Microbiology: SM9223B-Colilert: E. coli (Ambient and Wastewater), **SM9223B-Colilert-18:** Fecal Coliform (Wastewater).

Certification IDs:

PAS-WES2 Westborough Facility – 8 Walkup Dr. Westborough, MA 01581
CT PH-0826, IL 200077, IN C-MA-03, KY KY98045, ME MA00086, MD 348, MA M-MA086, NH 2064, NJ MA935, NY 11148, NC (NPW/SCM) 666, OR MA-1316, PA 68-03671, RI LAO00065, TX T104704476, VT VT-0935, VA 460195.

PAS-MANS Mansfield Facility – 320 Forbes Blvd. Mansfield, MA 02048
ANAB/DoD L2474, CA 3117, CO MA00030, CT PH-0825, IL 200081, IN C-MA-04, KY KY98046, LA 85084, ME MA00030, MD 350, MA M-MA00030, MI 9110, MN 025-999-495, NV MA00030, NH 2062, NJ MA015, NY 11627, NC (NPW/SCM) 685, OR MA-0262, PA 68-02089, RI LAO00299, TX T-104704419, UT MA00030, VT VT-0015, VA 460194, WA C954.

PAS-MAN1 Mansfield Air Lab Facility – 120 Forbes Blvd. Mansfield, MA 02048
ANAB/DoD L2474, LA 245052, ME MA01156, MN 025-999-498, NH 2249, NJ MA025, NY 12191, OR 4203, TX T104704583, VA 460311, WA C1104.

PAS-ELON East Longmeadow Facility – 39 Spruce St. East Longmeadow, MA 01028
CT PH-0821, ME MA00100, MI 9100, NC (DENR) 652, NC (DW) 25703, MA M-MA100, NH (Secondary) 2516, NH (Primary) 2557, NJ MA007, NY 10899, PA 68-05812, RI LAO00373, VA 460217, VT-255716, WV DEP 419, WV-DW 9979C, LA 05130, LA-DW LA042, MD-DW 373, OH 87781.

For a complete listing of analytes and methods, please contact your Project Manager.

Pace

CHAIN OF CUSTODY

PAGE 1 OF 1

Date Rec'd in Lab: 08/07/26

Pace Job #: L0650747

WESTBORO, MA TEL: 508-898-9220 FAX: 508-898-9193
MANSFIELD, MA TEL: 508-822-9300 FAX: 508-822-3288

Client Information

Client: Sunoco Pipeline(SPLP)
Address: 100 Green St
Marcus Hook, PA
Phone: 610-859-6297
Fax:
Email: bradford.fish@energytransfer.com
☐ These samples have been previously analyzed by Pace

Project Information

Project Name: E-25060-RL-2530065
Project Location: Washington Crossing, PA
Project #: 058161
Project Manager: Mark Schaeffer
Pace Quote #:

Turn-Around Time

☐ Standard ☒ RUSH (only confirmed if pre-approved)
Date Due: 5-day TAT Time:

Report Information - Data Deliverables

☐ FAX ☐ EMAIL
☐ ADEx ☐ Add'l Deliverables

Billing Information

☐ Same as Client info PO #:

Regulatory Requirements/Report Limits

State /Fed Program | Criteria

Other Project Specific Requirements/Comments/Detection Limits:
Data Package: Level IV including CTEH & Environemental Standards EDDs; Bill to SPLP; VOC8260 list – benzene, toluene, ethylbenzene, total xylenes, methyl tert-butyl ether (MTBE), naphthalene, isopropylbenzene, 1,3,5-trimethylbenzene, 1,2,4-trimethylbenzene, 1,2-dichloroethane (EDC)

Pace Lab ID (Lab Use Only)	Sample ID	Collection Date	Collection Time	Sample Matrix	Sampler's Initials	VOCs- USEPA 8260C	EDB- USEPA 8011	Lead(dissolved)- USEPA 6020B	Sample Specific Comments	TOTAL # BOTTLES
50747-01	UMPA260806MW16DD	8/06/26	1115	GW	MC	X	X	X		6

SAMPLE HANDLING
Filtration
☒ Done
☐ Not needed
☐ Lab to do
Preservation
☐ Lab to do
(Please specify below)

Container Type	V	V	P
Preservative	B	H	C

Relinquished By:	Date/Time	Received By:	Date/Time
Anton Blanc Anton Blanc 8/6/26 16:20		J Duncan PACE AL	8/6/26 16:20
J Duncan PACE 8/6/26			

Please print clearly, legibly and completely. Samples can not be logged in and turnaround time clock will not start until any ambiguities are resolved. All samples submitted are subject to Pace's Terms and Conditions. See reverse side.

FORM NO: 01-01 (rev. 25-FEB-25)

AL $1 0400 ✓ 0818717 8-0600

Sample Delivery Group Summary

Pace Job Number : L2650747

Received : 06-AUG-2026
Reviewer : Brendan Grady

Account Name : Stantec, Inc.
Project Number : 058161
Project Name : E-25060-RL-2530065

Delivery Information

Samples Delivered By : Pace Courier

Chain of Custody : Present

Cooler Information

Cooler	Seal/Seal#	Preservation	Temperature(°C)	Additional Information
A	Absent/	Ice	3.6	
B	Absent/	Ice	3.5	

Condition Information

1) All samples on COC received?	**YES**
2) Extra samples received?	**NO**
3) Are there any sample container discrepancies?	**NO**
4) Are there any discrepancies between COC & sample labels?	**NO**
5) Are samples in appropriate containers for requested analysis?	**YES**
6) Are samples properly preserved for requested analysis?	**YES**
7) Are samples within holding time for requested analysis?	**YES**
8) All sampling equipment returned?	**NA**

Volatile Organics/VPH

1) Reagent Water Vials Frozen by Client?	**NO**

ANALYTICAL REPORT

Lab Number:	L2651222
Client:	Stantec, Inc. 1060 Andrew Drive Suite 140 West Chester, PA 19380
ATTN:	Mark Schaeffer
Phone:	(610) 407-7943
Project Name:	E-25060-RL-2530065
Project Number:	058161
Report Date:	08/13/26

The original project report/data package is held by Pace Analytical Services. This report/data package is paginated and should be reproduced only in its entirety. Pace Analytical Services holds no responsibility for results and/or data that are not consistent with the original.

Eight Walkup Drive, Westborough, MA 01581-1019
508-898-9220 (Fax) 508-898-9193 800-624-9220 - www.alphalab.com

Project Name: E-25060-RL-2530065
Project Number: 058161

Lab Number: L2651222
Report Date: 08/13/26

Lab Sample ID	Client ID	Matrix	Sample Location	Collection Date/Time	Receive Date
L2651222-01	UMPA260806RW3	WATER	WASHINGTON CROSSING, PA	08/06/26 16:35	08/07/26
L2651222-02	UMPA260807MW1S	WATER	WASHINGTON CROSSING, PA	08/07/26 09:35	08/07/26
L2651222-03	UMPA260807MW1D	WATER	WASHINGTON CROSSING, PA	08/07/26 11:15	08/07/26
L2651222-04	UMPA260807MW17DD	WATER	WASHINGTON CROSSING, PA	08/07/26 13:15	08/07/26
L2651222-05	UMPA260807MW18DD	WATER	WASHINGTON CROSSING, PA	08/07/26 11:05	08/07/26
L2651222-06	UMPA260806DUP01	WATER	WASHINGTON CROSSING, PA	08/06/26 00:00	08/07/26

Project Name:	E-25060-RL-2530065	**Lab Number:**	L2651222
Project Number:	058161	**Report Date:**	08/13/26

Case Narrative

The samples were received in accordance with the Chain of Custody and no significant deviations were encountered during the preparation or analysis unless otherwise noted. Sample Receipt, Container Information, and the Chain of Custody are located at the back of the report.

Results contained within this report relate only to the samples submitted under this Pace Lab Number and meet NELAP requirements for all NELAP accredited parameters unless otherwise noted in the following narrative. The data presented in this report is organized by parameter (i.e. VOC, SVOC, etc.). Sample specific Quality Control data (i.e. Surrogate Spike Recovery) is reported at the end of the target analyte list for each individual sample, followed by the Laboratory Batch Quality Control at the end of each parameter. Tentatively Identified Compounds (TICs), if requested, are reported for compounds identified to be present and are not part of the method/program Target Compound List, even if only a subset of the TCL are being reported. If a sample was re-analyzed or re-extracted due to a required quality control corrective action and if both sets of data are reported, the Laboratory ID of the re-analysis or re-extraction is designated with an "R" or "RE", respectively.

When multiple Batch Quality Control elements are reported (e.g. more than one LCS), the associated samples for each element are noted in the grey shaded header line of each data table. Any Laboratory Batch, Sample Specific % recovery or RPD value that is outside the listed Acceptance Criteria is bolded in the report. In reference to questions H (CAM) or 4 (RCP) when "NO" is checked, the performance criteria for CAM and RCP methods allow for some quality control failures to occur and still be within method compliance. In these instances, the specific failure is not narrated but noted in the associated QC Outlier Summary Report, located directly after the Case Narrative. QC information is also incorporated in the Data Usability Assessment table (Format 11) of our Data Merger tool, where it can be reviewed in conjunction with the sample result, associated regulatory criteria and any associated data usability implications.

Soil/sediments and solids are reported on a dry weight basis unless otherwise noted. Tissues are reported "as received" or on a wet weight basis, unless otherwise noted. Definitions of all data qualifiers and acronyms used in this report are provided in the Glossary located at the back of the report.

HOLD POLICY - For samples submitted on hold, Pace's policy is to hold samples (with the exception of Air canisters) free of charge for 21 calendar days from the date the project is completed. After 21 calendar days, we will dispose of all samples submitted including those put on hold unless you have contacted your Pace Project Manager and made arrangements for Pace to continue to hold the samples. Air canisters will be disposed after 3 business days from the date the project is completed.

Please contact Project Management at 800-624-9220 with any questions.

Project Name: E-25060-RL-2530065 **Lab Number:** L2651222
Project Number: 058161 **Report Date:** 08/13/26

Case Narrative (continued)

Report Submission

All non-detect (ND) or estimated concentrations (J-qualified) have been quantitated to the limit noted in the MDL column.

I, the undersigned, attest under the pains and penalties of perjury that, to the best of my knowledge and belief and based upon my personal inquiry of those responsible for providing the information contained in this analytical report, such information is accurate and complete. This certificate of analysis is not complete unless this page accompanies any and all pages of this report.

Authorized Signature: Kylie Morse

Title: Technical Director/Representative Date: 08/13/26

QC OUTLIER SUMMARY REPORT

Project Name: E-25060-RL-2530065

Project Number: 058161

Lab Number: L2651222

Report Date: 08/13/26

Method	Client ID (Native ID)	Lab ID	Parameter	QC Type	Recovery/RPD (%)	QC Limits (%)	Associated Samples	Data Quality Assessment

There are no QC Outliers associated with this report.

ORGANICS

VOLATILES

Project Name: E-25060-RL-2530065 **Lab Number:** L2651222

Project Number: 058161 **Report Date:** 08/13/26

SAMPLE RESULTS

Lab ID: L2651222-01
Client ID: UMPA260806RW3
Sample Location: WASHINGTON CROSSING, PA

Date Collected: 08/06/26 16:35
Date Received: 08/07/26
Field Prep: Refer to COC

Sample Depth:
Matrix: Water
Analytical Method: 1,8011
Analytical Date: 08/11/26 13:04
Analyst: DLP

Extraction Method: EPA 8011
Extraction Date: 08/11/26 09:01

Parameter	Result	Qualifier	Units	RL	MDL	Dilution Factor	Column
Microextractables by GC - Westborough Lab							
1,2-Dibromoethane	ND		ug/l	0.010	0.005	1	A

Project Name: E-25060-RL-2530065 **Lab Number:** L2651222

Project Number: 058161 **Report Date:** 08/13/26

SAMPLE RESULTS

Lab ID: L2651222-01 D
Client ID: UMPA260806RW3
Sample Location: WASHINGTON CROSSING, PA

Date Collected: 08/06/26 16:35
Date Received: 08/07/26
Field Prep: Refer to COC

Sample Depth:
Matrix: Water
Analytical Method: 1,8260D
Analytical Date: 08/10/26 11:07
Analyst: MJV

Parameter	Result	Qualifier	Units	RL	MDL	Dilution Factor
Volatile Organics by GC/MS - Westborough Lab						
Methyl tert butyl ether	ND		ug/l	4.0	0.66	4
Benzene	110		ug/l	2.0	0.64	4
1,2-Dichloroethane	ND		ug/l	2.0	0.53	4
Toluene	110		ug/l	3.0	0.81	4
Ethylbenzene	53		ug/l	2.0	0.67	4
p/m-Xylene	330		ug/l	4.0	1.3	4
o-Xylene	200		ug/l	4.0	1.6	4
Xylenes, Total	530		ug/l	4.0	1.3	4
Isopropylbenzene	10		ug/l	2.0	0.75	4
1,3,5-Trimethylbenzene	140		ug/l	10	0.87	4
1,2,4-Trimethylbenzene	320		ug/l	10	0.76	4
Naphthalene	95		ug/l	4.0	0.86	4

Surrogate	% Recovery	Qualifier	Acceptance Criteria
1,2-Dichloroethane-d4	115		70-130
Toluene-d8	93		70-130
4-Bromofluorobenzene	83		70-130
Dibromofluoromethane	116		70-130

Project Name: E-25060-RL-2530065 **Lab Number:** L2651222

Project Number: 058161 **Report Date:** 08/13/26

SAMPLE RESULTS

Lab ID: L2651222-02
Client ID: UMPA260807MW1S
Sample Location: WASHINGTON CROSSING, PA

Date Collected: 08/07/26 09:35
Date Received: 08/07/26
Field Prep: Refer to COC

Sample Depth:
Matrix: Water
Analytical Method: 1,8011
Analytical Date: 08/11/26 13:16
Analyst: DLP

Extraction Method: EPA 8011
Extraction Date: 08/11/26 09:01

Parameter	Result	Qualifier	Units	RL	MDL	Dilution Factor	Column
Microextractables by GC - Westborough Lab							
1,2-Dibromoethane	ND		ug/l	0.010	0.005	1	A

Project Name: E-25060-RL-2530065 **Lab Number:** L2651222

Project Number: 058161 **Report Date:** 08/13/26

SAMPLE RESULTS

Lab ID: L2651222-02 Date Collected: 08/07/26 09:35

Client ID: UMPA260807MW1S Date Received: 08/07/26

Sample Location: WASHINGTON CROSSING, PA Field Prep: Refer to COC

Sample Depth:

Matrix: Water

Analytical Method: 1,8260D

Analytical Date: 08/10/26 11:55

Analyst: MJV

Parameter	Result	Qualifier	Units	RL	MDL	Dilution Factor
Volatile Organics by GC/MS - Westborough Lab						
Methyl tert butyl ether	ND		ug/l	1.0	0.17	1
Benzene	0.26	J	ug/l	0.50	0.16	1
1,2-Dichloroethane	ND		ug/l	0.50	0.13	1
Toluene	ND		ug/l	0.75	0.20	1
Ethylbenzene	0.27	J	ug/l	0.50	0.17	1
p/m-Xylene	0.73	J	ug/l	1.0	0.33	1
o-Xylene	1.0		ug/l	1.0	0.39	1
Xylenes, Total	1.7	J	ug/l	1.0	0.33	1
Isopropylbenzene	0.78		ug/l	0.50	0.19	1
1,3,5-Trimethylbenzene	6.6		ug/l	2.5	0.22	1
1,2,4-Trimethylbenzene	14		ug/l	2.5	0.19	1
Naphthalene	5.4		ug/l	1.0	0.22	1

Surrogate	% Recovery	Qualifier	Acceptance Criteria
1,2-Dichloroethane-d4	110		70-130
Toluene-d8	92		70-130
4-Bromofluorobenzene	84		70-130
Dibromofluoromethane	113		70-130

Project Name: E-25060-RL-2530065 **Lab Number:** L2651222

Project Number: 058161 **Report Date:** 08/13/26

SAMPLE RESULTS

Lab ID: L2651222-03
Client ID: UMPA260807MW1D
Sample Location: WASHINGTON CROSSING, PA

Date Collected: 08/07/26 11:15
Date Received: 08/07/26
Field Prep: Refer to COC

Sample Depth:
Matrix: Water
Analytical Method: 1,8011
Analytical Date: 08/11/26 13:27
Analyst: DLP

Extraction Method: EPA 8011
Extraction Date: 08/11/26 09:01

Parameter	Result	Qualifier	Units	RL	MDL	Dilution Factor	Column
Microextractables by GC - Westborough Lab							
1,2-Dibromoethane	ND		ug/l	0.010	0.005	1	A

Project Name: E-25060-RL-2530065 **Lab Number:** L2651222

Project Number: 058161 **Report Date:** 08/13/26

SAMPLE RESULTS

Lab ID: L2651222-03 Date Collected: 08/07/26 11:15

Client ID: UMPA260807MW1D Date Received: 08/07/26

Sample Location: WASHINGTON CROSSING, PA Field Prep: Refer to COC

Sample Depth:

Matrix: Water

Analytical Method: 1,8260D

Analytical Date: 08/10/26 12:19

Analyst: MJV

Parameter	Result	Qualifier	Units	RL	MDL	Dilution Factor
Volatile Organics by GC/MS - Westborough Lab						
Methyl tert butyl ether	ND		ug/l	1.0	0.17	1
Benzene	ND		ug/l	0.50	0.16	1
1,2-Dichloroethane	ND		ug/l	0.50	0.13	1
Toluene	ND		ug/l	0.75	0.20	1
Ethylbenzene	ND		ug/l	0.50	0.17	1
p/m-Xylene	ND		ug/l	1.0	0.33	1
o-Xylene	ND		ug/l	1.0	0.39	1
Xylenes, Total	ND		ug/l	1.0	0.33	1
Isopropylbenzene	ND		ug/l	0.50	0.19	1
1,3,5-Trimethylbenzene	ND		ug/l	2.5	0.22	1
1,2,4-Trimethylbenzene	ND		ug/l	2.5	0.19	1
Naphthalene	ND		ug/l	1.0	0.22	1

Surrogate	% Recovery	Qualifier	Acceptance Criteria
1,2-Dichloroethane-d4	109		70-130
Toluene-d8	94		70-130
4-Bromofluorobenzene	83		70-130
Dibromofluoromethane	108		70-130

Project Name: E-25060-RL-2530065 **Lab Number:** L2651222

Project Number: 058161 **Report Date:** 08/13/26

SAMPLE RESULTS

Lab ID: L2651222-04
Client ID: UMPA260807MW17DD
Sample Location: WASHINGTON CROSSING, PA

Date Collected: 08/07/26 13:15
Date Received: 08/07/26
Field Prep: Refer to COC

Sample Depth:
Matrix: Water
Analytical Method: 1,8011
Analytical Date: 08/11/26 13:39
Analyst: DLP

Extraction Method: EPA 8011
Extraction Date: 08/11/26 09:01

Parameter	Result	Qualifier	Units	RL	MDL	Dilution Factor	Column
Microextractables by GC - Westborough Lab							
1,2-Dibromoethane	ND		ug/l	0.010	0.005	1	A

Project Name: E-25060-RL-2530065 **Lab Number:** L2651222

Project Number: 058161 **Report Date:** 08/13/26

SAMPLE RESULTS

Lab ID: L2651222-04 Date Collected: 08/07/26 13:15

Client ID: UMPA260807MW17DD Date Received: 08/07/26

Sample Location: WASHINGTON CROSSING, PA Field Prep: Refer to COC

Sample Depth:

Matrix: Water

Analytical Method: 1,8260D

Analytical Date: 08/10/26 12:43

Analyst: MJV

Parameter	Result	Qualifier	Units	RL	MDL	Dilution Factor
Volatile Organics by GC/MS - Westborough Lab						
Methyl tert butyl ether	ND		ug/l	1.0	0.17	1
Benzene	ND		ug/l	0.50	0.16	1
1,2-Dichloroethane	ND		ug/l	0.50	0.13	1
Toluene	ND		ug/l	0.75	0.20	1
Ethylbenzene	ND		ug/l	0.50	0.17	1
p/m-Xylene	ND		ug/l	1.0	0.33	1
o-Xylene	ND		ug/l	1.0	0.39	1
Xylenes, Total	ND		ug/l	1.0	0.33	1
Isopropylbenzene	ND		ug/l	0.50	0.19	1
1,3,5-Trimethylbenzene	ND		ug/l	2.5	0.22	1
1,2,4-Trimethylbenzene	0.41	J	ug/l	2.5	0.19	1
Naphthalene	ND		ug/l	1.0	0.22	1

Surrogate	% Recovery	Qualifier	Acceptance Criteria
1,2-Dichloroethane-d4	111		70-130
Toluene-d8	95		70-130
4-Bromofluorobenzene	83		70-130
Dibromofluoromethane	115		70-130

Project Name: E-25060-RL-2530065 **Lab Number:** L2651222

Project Number: 058161 **Report Date:** 08/13/26

SAMPLE RESULTS

Lab ID: L2651222-05
Client ID: UMPA260807MW18DD
Sample Location: WASHINGTON CROSSING, PA

Date Collected: 08/07/26 11:05
Date Received: 08/07/26
Field Prep: Refer to COC

Sample Depth:
Matrix: Water
Analytical Method: 1,8011
Analytical Date: 08/11/26 13:50
Analyst: DLP

Extraction Method: EPA 8011
Extraction Date: 08/11/26 09:01

Parameter	Result	Qualifier	Units	RL	MDL	Dilution Factor	Column
Microextractables by GC - Westborough Lab							
1,2-Dibromoethane	ND		ug/l	0.010	0.005	1	A

Project Name: E-25060-RL-2530065 **Lab Number:** L2651222

Project Number: 058161 **Report Date:** 08/13/26

SAMPLE RESULTS

Lab ID: L2651222-05 Date Collected: 08/07/26 11:05

Client ID: UMPA260807MW18DD Date Received: 08/07/26

Sample Location: WASHINGTON CROSSING, PA Field Prep: Refer to COC

Sample Depth:

Matrix: Water

Analytical Method: 1,8260D

Analytical Date: 08/10/26 13:07

Analyst: MJV

Parameter	Result	Qualifier	Units	RL	MDL	Dilution Factor
Volatile Organics by GC/MS - Westborough Lab						
Methyl tert butyl ether	ND		ug/l	1.0	0.17	1
Benzene	ND		ug/l	0.50	0.16	1
1,2-Dichloroethane	ND		ug/l	0.50	0.13	1
Toluene	ND		ug/l	0.75	0.20	1
Ethylbenzene	ND		ug/l	0.50	0.17	1
p/m-Xylene	ND		ug/l	1.0	0.33	1
o-Xylene	ND		ug/l	1.0	0.39	1
Xylenes, Total	ND		ug/l	1.0	0.33	1
Isopropylbenzene	ND		ug/l	0.50	0.19	1
1,3,5-Trimethylbenzene	0.37	J	ug/l	2.5	0.22	1
1,2,4-Trimethylbenzene	0.89	J	ug/l	2.5	0.19	1
Naphthalene	0.22	J	ug/l	1.0	0.22	1

Surrogate	% Recovery	Qualifier	Acceptance Criteria
1,2-Dichloroethane-d4	117		70-130
Toluene-d8	94		70-130
4-Bromofluorobenzene	82		70-130
Dibromofluoromethane	115		70-130

Project Name: E-25060-RL-2530065 **Lab Number:** L2651222

Project Number: 058161 **Report Date:** 08/13/26

SAMPLE RESULTS

Lab ID: L2651222-06
Client ID: UMPA260806DUP01
Sample Location: WASHINGTON CROSSING, PA

Date Collected: 08/06/26 00:00
Date Received: 08/07/26
Field Prep: Refer to COC

Sample Depth:
Matrix: Water
Analytical Method: 1,8011
Analytical Date: 08/11/26 14:02
Analyst: DLP

Extraction Method: EPA 8011
Extraction Date: 08/11/26 09:01

Parameter	Result	Qualifier	Units	RL	MDL	Dilution Factor	Column
Microextractables by GC - Westborough Lab							
1,2-Dibromoethane	ND		ug/l	0.010	0.005	1	A

Project Name: E-25060-RL-2530065 **Lab Number:** L2651222

Project Number: 058161 **Report Date:** 08/13/26

SAMPLE RESULTS

Lab ID: L2651222-06 D
Client ID: UMPA260806DUP01
Sample Location: WASHINGTON CROSSING, PA

Date Collected: 08/06/26 00:00
Date Received: 08/07/26
Field Prep: Refer to COC

Sample Depth:
Matrix: Water
Analytical Method: 1,8260D
Analytical Date: 08/10/26 11:31
Analyst: MJV

Parameter	Result	Qualifier	Units	RL	MDL	Dilution Factor
Volatile Organics by GC/MS - Westborough Lab						
Methyl tert butyl ether	ND		ug/l	4.0	0.66	4
Benzene	100		ug/l	2.0	0.64	4
1,2-Dichloroethane	ND		ug/l	2.0	0.53	4
Toluene	100		ug/l	3.0	0.81	4
Ethylbenzene	50		ug/l	2.0	0.67	4
p/m-Xylene	310		ug/l	4.0	1.3	4
o-Xylene	180		ug/l	4.0	1.6	4
Xylenes, Total	490		ug/l	4.0	1.3	4
Isopropylbenzene	9.4		ug/l	2.0	0.75	4
1,3,5-Trimethylbenzene	130		ug/l	10	0.87	4
1,2,4-Trimethylbenzene	310		ug/l	10	0.76	4
Naphthalene	96		ug/l	4.0	0.86	4

Surrogate	% Recovery	Qualifier	Acceptance Criteria
1,2-Dichloroethane-d4	111		70-130
Toluene-d8	93		70-130
4-Bromofluorobenzene	84		70-130
Dibromofluoromethane	114		70-130

Project Name: E-25060-RL-2530065 **Lab Number:** L2651222

Project Number: 058161 **Report Date:** 08/13/26

Method Blank Analysis
Batch Quality Control

Analytical Method: 1,8260D
Analytical Date: 08/10/26 10:43
Analyst: PID

Parameter	Result	Qualifier	Units	RL	MDL
Volatile Organics by GC/MS - Westborough Lab for sample(s): 01-06 Batch: WG2253659-5					
Methyl tert butyl ether	ND		ug/l	1.0	0.17
Benzene	ND		ug/l	0.50	0.16
1,2-Dichloroethane	ND		ug/l	0.50	0.13
Toluene	ND		ug/l	0.75	0.20
Ethylbenzene	ND		ug/l	0.50	0.17
p/m-Xylene	ND		ug/l	1.0	0.33
o-Xylene	ND		ug/l	1.0	0.39
Xylenes, Total	ND		ug/l	1.0	0.33
Isopropylbenzene	ND		ug/l	0.50	0.19
1,3,5-Trimethylbenzene	ND		ug/l	2.5	0.22
1,2,4-Trimethylbenzene	ND		ug/l	2.5	0.19
Naphthalene	ND		ug/l	1.0	0.22

Surrogate	%Recovery	Qualifier	Acceptance Criteria
1,2-Dichloroethane-d4	121		70-130
Toluene-d8	93		70-130
4-Bromofluorobenzene	81		70-130
Dibromofluoromethane	117		70-130

Project Name: E-25060-RL-2530065 **Lab Number:** L2651222

Project Number: 058161 **Report Date:** 08/13/26

Method Blank Analysis
Batch Quality Control

Analytical Method: 1,8011
Analytical Date: 08/11/26 11:32
Analyst: DLP

Extraction Method: EPA 8011
Extraction Date: 08/11/26 09:01

Parameter	Result	Qualifier	Units	RL	MDL	
Microextractables by GC - Westborough Lab for sample(s): 01-06 Batch: WG2253690-1						
1,2-Dibromoethane	ND		ug/l	0.010	0.005	A

Lab Control Sample Analysis
Batch Quality Control

Project Name: E-25060-RL-2530065
Project Number: 058161
Lab Number: L2651222
Report Date: 08/13/26

Parameter	LCS %Recovery	Qual	LCSD %Recovery	Qual	%Recovery Limits	RPD	Qual	RPD Limits
Volatile Organics by GC/MS - Westborough Lab Associated sample(s): 01-06 Batch: WG2253659-3 WG2253659-4								
Methyl tert butyl ether	84		93		63-130	10		20
Benzene	98		100		70-130	2		20
1,2-Dichloroethane	110		120		70-130	9		20
Toluene	100		100		70-130	0		20
Ethylbenzene	110		100		70-130	10		20
p/m-Xylene	110		110		70-130	0		20
o-Xylene	110		110		70-130	0		20
Isopropylbenzene	91		87		70-130	4		20
1,3,5-Trimethylbenzene	97		94		64-130	3		20
1,2,4-Trimethylbenzene	95		94		70-130	1		20
Naphthalene	73		80		70-130	9		20

Surrogate	LCS %Recovery	Qual	LCSD %Recovery	Qual	Acceptance Criteria
1,2-Dichloroethane-d4	119		125		70-130
Toluene-d8	93		90		70-130
4-Bromofluorobenzene	83		82		70-130
Dibromofluoromethane	119		118		70-130

Lab Control Sample Analysis
Batch Quality Control

Project Name: E-25060-RL-2530065
Project Number: 058161
Lab Number: L2651222
Report Date: 08/13/26

Parameter	LCS %Recovery	Qual	LCSD %Recovery	Qual	%Recovery Limits	RPD	Qual	RPD Limits	Column
Microextractables by GC - Westborough Lab Associated sample(s): 01-06 Batch: WG2253690-2									
1,2-Dibromoethane	121		-		60-140	-			A

Matrix Spike Analysis

Batch Quality Control

Project Name: E-25060-RL-2530065

Project Number: 058161

Lab Number: L2651222

Report Date: 08/13/26

Parameter	Native Sample	MS Added	MS Found	MS %Recovery	Qual	MSD Found	MSD %Recovery	Qual	Recovery Limits	RPD	Qual	RPD Limits	Column
Microextractables by GC - Westborough Lab Associated sample(s): 01-06 QC Batch ID: WG2253690-3 QC Sample: L2651222-04 Client ID: UMPA260807MW17DD													
1,2-Dibromoethane	ND	0.199	0.214	108		-	-		60-140	-			A

METALS

Project Name: E-25060-RL-2530065 **Lab Number:** L2651222

Project Number: 058161 **Report Date:** 08/13/26

SAMPLE RESULTS

Lab ID: L2651222-01 Date Collected: 08/06/26 16:35

Client ID: UMPA260806RW3 Date Received: 08/07/26

Sample Location: WASHINGTON CROSSING, PA Field Prep: Refer to COC

Sample Depth:

Matrix: Water

Parameter	Result	Qualifier	Units	RL	MDL	Dilution Factor	Date Prepared	Date Analyzed	Prep Method	Analytical Method	Analyst
Dissolved Metals - Mansfield Lab											
Lead, Dissolved	ND		ug/l	1.000	0.3430	1	08/12/26 21:42	08/13/26 09:26	EPA 3005A	1,6020B	CEY

Project Name: E-25060-RL-2530065 **Lab Number:** L2651222

Project Number: 058161 **Report Date:** 08/13/26

SAMPLE RESULTS

Lab ID: L2651222-02 Date Collected: 08/07/26 09:35

Client ID: UMPA260807MW1S Date Received: 08/07/26

Sample Location: WASHINGTON CROSSING, PA Field Prep: Refer to COC

Sample Depth:

Matrix: Water

Parameter	Result	Qualifier	Units	RL	MDL	Dilution Factor	Date Prepared	Date Analyzed	Prep Method	Analytical Method	Analyst
Dissolved Metals - Mansfield Lab											
Lead, Dissolved	ND		ug/l	1.000	0.3430	1	08/12/26 21:42	08/13/26 09:29	EPA 3005A	1,6020B	CEY

Project Name: E-25060-RL-2530065 **Lab Number:** L2651222

Project Number: 058161 **Report Date:** 08/13/26

SAMPLE RESULTS

Lab ID: L2651222-03 Date Collected: 08/07/26 11:15

Client ID: UMPA260807MW1D Date Received: 08/07/26

Sample Location: WASHINGTON CROSSING, PA Field Prep: Refer to COC

Sample Depth:

Matrix: Water

Parameter	Result	Qualifier	Units	RL	MDL	Dilution Factor	Date Prepared	Date Analyzed	Prep Method	Analytical Method	Analyst
Dissolved Metals - Mansfield Lab											
Lead, Dissolved	ND		ug/l	1.000	0.3430	1	08/12/26 21:42	08/13/26 09:32	EPA 3005A	1,6020B	CEY

Project Name: E-25060-RL-2530065 **Lab Number:** L2651222

Project Number: 058161 **Report Date:** 08/13/26

SAMPLE RESULTS

Lab ID: L2651222-04 Date Collected: 08/07/26 13:15

Client ID: UMPA260807MW17DD Date Received: 08/07/26

Sample Location: WASHINGTON CROSSING, PA Field Prep: Refer to COC

Sample Depth:

Matrix: Water

Parameter	Result	Qualifier	Units	RL	MDL	Dilution Factor	Date Prepared	Date Analyzed	Prep Method	Analytical Method	Analyst
Dissolved Metals - Mansfield Lab											
Lead, Dissolved	ND		ug/l	1.000	0.3430	1	08/12/26 21:42	08/13/26 09:34	EPA 3005A	1,6020B	CEY

Project Name: E-25060-RL-2530065 **Lab Number:** L2651222

Project Number: 058161 **Report Date:** 08/13/26

SAMPLE RESULTS

Lab ID: L2651222-05 Date Collected: 08/07/26 11:05

Client ID: UMPA260807MW18DD Date Received: 08/07/26

Sample Location: WASHINGTON CROSSING, PA Field Prep: Refer to COC

Sample Depth:

Matrix: Water

Parameter	Result	Qualifier	Units	RL	MDL	Dilution Factor	Date Prepared	Date Analyzed	Prep Method	Analytical Method	Analyst
Dissolved Metals - Mansfield Lab											
Lead, Dissolved	ND		ug/l	1.000	0.3430	1	08/12/26 21:42	08/13/26 09:37	EPA 3005A	1,6020B	CEY

Project Name: E-25060-RL-2530065 **Lab Number:** L2651222

Project Number: 058161 **Report Date:** 08/13/26

SAMPLE RESULTS

Lab ID: L2651222-06 Date Collected: 08/06/26 00:00

Client ID: UMPA260806DUP01 Date Received: 08/07/26

Sample Location: WASHINGTON CROSSING, PA Field Prep: Refer to COC

Sample Depth:

Matrix: Water

Parameter	Result	Qualifier	Units	RL	MDL	Dilution Factor	Date Prepared	Date Analyzed	Prep Method	Analytical Method	Analyst
Dissolved Metals - Mansfield Lab											
Lead, Dissolved	ND		ug/l	1.000	0.3430	1	08/12/26 21:42	08/13/26 09:52	EPA 3005A	1,6020B	CEY

Project Name: E-25060-RL-2530065 **Lab Number:** L2651222

Project Number: 058161 **Report Date:** 08/13/26

Method Blank Analysis
Batch Quality Control

Parameter	Result	Qualifier	Units	RL	MDL	Dilution Factor	Date Prepared	Date Analyzed	Analytical Method	Analyst
Dissolved Metals - Mansfield Lab for sample(s): 01-06 Batch: WG2254640-1										
Lead, Dissolved	ND		ug/l	1.000	0.3430	1	08/12/26 21:42	08/13/26 08:38	1,6020B	CEY

Prep Information

Digestion Method: EPA 3005A

Lab Control Sample Analysis
Batch Quality Control

Project Name: E-25060-RL-2530065
Project Number: 058161
Lab Number: L2651222
Report Date: 08/13/26

Parameter	LCS %Recovery	Qual	LCSD %Recovery	Qual	%Recovery Limits	RPD	Qual	RPD Limits
Dissolved Metals - Mansfield Lab Associated sample(s): 01-06 Batch: WG2254640-2								
Lead, Dissolved	101		-		80-120	-		

Matrix Spike Analysis
Batch Quality Control

Project Name: E-25060-RL-2530065
Project Number: 058161
Lab Number: L2651222
Report Date: 08/13/26

Parameter	Native Sample	MS Added	MS Found	MS %Recovery	Qual	MSD Found	MSD %Recovery	Qual	Recovery Limits	RPD	Qual	RPD Limits
Dissolved Metals - Mansfield Lab Associated sample(s): 01-06 QC Batch ID: WG2254640-3 QC Sample: L2649457-04 Client ID: MS Sample												
Lead, Dissolved	ND	530	531.4	100		-	-		75-125	-		

Lab Duplicate Analysis

Batch Quality Control

Project Name: E-25060-RL-2530065

Project Number: 058161

Lab Number: L2651222

Report Date: 08/13/26

Parameter	Native Sample	Duplicate Sample	Units	RPD	Qual	RPD Limits
Dissolved Metals - Mansfield Lab Associated sample(s): 01-06 QC Batch ID: WG2254640-4 QC Sample: L2649457-04 Client ID: DUP Sample						
Lead, Dissolved	ND	ND	ug/l	NC		20

Project Name: E-25060-RL-2530065
Project Number: 058161

Lab Number: L2651222
Report Date: 08/13/26

Sample Receipt and Container Information

Were project specific reporting limits specified? YES

Cooler Information

Cooler	Custody Seal
A	Absent
B	Absent

Container Information

Container ID	Container Type	Cooler	Initial pH	Final pH	Temp deg C	Pres	Seal	Frozen Date/Time	Analysis(*)
L2651222-01A	Vial HCl preserved	NA	NA			Y	Absent		PA-8260(14)
L2651222-01B	Vial HCl preserved	NA	NA			Y	Absent		PA-8260(14)
L2651222-01C	Vial HCl preserved	NA	NA			Y	Absent		PA-8260(14)
L2651222-01D	Vial Na2S2O3 preserved	NA	NA			Y	Absent		8011(14)
L2651222-01E	Vial Na2S2O3 preserved	NA	NA			Y	Absent		8011(14)
L2651222-01F	Plastic 250ml HNO3 preserved	NA	<2	<2		Y	Absent		PB-6020S-PPB(180)
L2651222-02A	Vial HCl preserved	NA	NA			Y	Absent		PA-8260(14)
L2651222-02B	Vial HCl preserved	NA	NA			Y	Absent		PA-8260(14)
L2651222-02C	Vial HCl preserved	NA	NA			Y	Absent		PA-8260(14)
L2651222-02D	Vial Na2S2O3 preserved	NA	NA			Y	Absent		8011(14)
L2651222-02E	Vial Na2S2O3 preserved	NA	NA			Y	Absent		8011(14)
L2651222-02F	Plastic 250ml HNO3 preserved	NA	<2	<2		Y	Absent		PB-6020S-PPB(180)
L2651222-03A	Vial HCl preserved	NA	NA			Y	Absent		PA-8260(14)
L2651222-03B	Vial HCl preserved	NA	NA			Y	Absent		PA-8260(14)
L2651222-03C	Vial HCl preserved	NA	NA			Y	Absent		PA-8260(14)
L2651222-03D	Vial Na2S2O3 preserved	NA	NA			Y	Absent		8011(14)
L2651222-03E	Vial Na2S2O3 preserved	NA	NA			Y	Absent		8011(14)
L2651222-03F	Plastic 250ml HNO3 preserved	NA	<2	<2		Y	Absent		PB-6020S-PPB(180)
L2651222-04A	Vial HCl preserved	NA	NA			Y	Absent		PA-8260(14)
L2651222-04B	Vial HCl preserved	NA	NA			Y	Absent		PA-8260(14)
L2651222-04C	Vial HCl preserved	NA	NA			Y	Absent		PA-8260(14)
L2651222-04D	Vial Na2S2O3 preserved	NA	NA			Y	Absent		8011(14)

*Values in parentheses indicate holding time in days

Project Name: E-25060-RL-2530065
Project Number: 058161

Lab Number: L2651222
Report Date: 08/13/26

Container Information

Container ID	Container Type	Cooler	Initial pH	Final pH	Temp deg C	Pres	Seal	Frozen Date/Time	Analysis(*)
L2651222-04E	Vial Na2S2O3 preserved	NA	NA			Y	Absent		8011(14)
L2651222-04F	Plastic 250ml HNO3 preserved	NA	<2	<2		Y	Absent		PB-6020S-PPB(180)
L2651222-05A	Vial HCl preserved	NA	NA			Y	Absent		PA-8260(14)
L2651222-05B	Vial HCl preserved	NA	NA			Y	Absent		PA-8260(14)
L2651222-05C	Vial HCl preserved	NA	NA			Y	Absent		PA-8260(14)
L2651222-05D	Vial Na2S2O3 preserved	NA	NA			Y	Absent		8011(14)
L2651222-05E	Vial Na2S2O3 preserved	NA	NA			Y	Absent		8011(14)
L2651222-05F	Plastic 250ml HNO3 preserved	NA	<2	<2		Y	Absent		PB-6020S-PPB(180)
L2651222-06A	Vial HCl preserved	NA	NA			Y	Absent		PA-8260(14)
L2651222-06B	Vial HCl preserved	NA	NA			Y	Absent		PA-8260(14)
L2651222-06C	Vial HCl preserved	NA	NA			Y	Absent		PA-8260(14)
L2651222-06D	Vial Na2S2O3 preserved	NA	NA			Y	Absent		8011(14)
L2651222-06E	Vial Na2S2O3 preserved	NA	NA			Y	Absent		8011(14)
L2651222-06F	Plastic 250ml HNO3 preserved	NA	<2	<2		Y	Absent		PB-6020S-PPB(180)

*Values in parentheses indicate holding time in days

Project Name: E-25060-RL-2530065 **Lab Number:** L2651222

Project Number: 058161 **Report Date:** 08/13/26

GLOSSARY

Acronyms

DL	- Detection Limit: This value represents the level to which target analyte concentrations are reported as estimated values, when those target analyte concentrations are quantified below the limit of quantitation (LOQ). The DL includes any adjustments from dilutions, concentrations or moisture content, where applicable. (DoD report formats only.)
EDL	- Estimated Detection Limit: This value represents the level to which target analyte concentrations are reported as estimated values, when those target analyte concentrations are quantified below the reporting limit (RL). The EDL includes any adjustments from dilutions, concentrations or moisture content, where applicable. The use of EDLs is specific to the analysis of PAHs using Solid-Phase Microextraction (SPME).
EMPC	- Estimated Maximum Possible Concentration: The concentration that results from the signal present at the retention time of an analyte when the ions meet all of the identification criteria except the ion abundance ratio criteria. An EMPC is a worst-case estimate of the concentration.
EPA	- Environmental Protection Agency.
LCS	- Laboratory Control Sample: A sample matrix, free from the analytes of interest, spiked with verified known amounts of analytes or a material containing known and verified amounts of analytes.
LCSD	- Laboratory Control Sample Duplicate: Refer to LCS.
LFB	- Laboratory Fortified Blank: A sample matrix, free from the analytes of interest, spiked with verified known amounts of analytes or a material containing known and verified amounts of analytes.
LOD	- Limit of Detection: This value represents the level to which a target analyte can reliably be detected for a specific analyte in a specific matrix by a specific method. The LOD includes any adjustments from dilutions, concentrations or moisture content, where applicable. (DoD report formats only.)
LOQ	- Limit of Quantitation: The value at which an instrument can accurately measure an analyte at a specific concentration. The LOQ includes any adjustments from dilutions, concentrations or moisture content, where applicable. (DoD report formats only.) Limit of Quantitation: The value at which an instrument can accurately measure an analyte at a specific concentration. The LOQ includes any adjustments from dilutions, concentrations or moisture content, where applicable. (DoD report formats only.)
MDL	- Method Detection Limit: This value represents the level to which target analyte concentrations are reported as estimated values, when those target analyte concentrations are quantified below the reporting limit (RL). The MDL includes any adjustments from dilutions, concentrations or moisture content, where applicable.
MS	- Matrix Spike Sample: A sample prepared by adding a known mass of target analyte to a specified amount of matrix sample for which an independent estimate of target analyte concentration is available. For Method 332.0, the spike recovery is calculated using the native concentration, including estimated values.
MSD	- Matrix Spike Sample Duplicate: Refer to MS.
NA	- Not Applicable.
NC	- Not Calculated: Term is utilized when one or more of the results utilized in the calculation are non-detect at the parameter's reporting unit.
NDPA/DPA	- N-Nitrosodiphenylamine/Diphenylamine.
NI	- Not Ignitable.
NP	- Non-Plastic: Term is utilized for the analysis of Atterberg Limits in soil.
NR	- No Results: Term is utilized when 'No Target Compounds Requested' is reported for the analysis of Volatile or Semivolatile Organic TIC only requests.
RL	- Reporting Limit: The value at which an instrument can accurately measure an analyte at a specific concentration. The RL includes any adjustments from dilutions, concentrations or moisture content, where applicable.
RPD	- Relative Percent Difference: The results from matrix and/or matrix spike duplicates are primarily designed to assess the precision of analytical results in a given matrix and are expressed as relative percent difference (RPD). Values which are less than five times the reporting limit for any individual parameter are evaluated by utilizing the absolute difference between the values; although the RPD value will be provided in the report.
SRM	- Standard Reference Material: A reference sample of a known or certified value that is of the same or similar matrix as the associated field samples.
STLP	- Semi-dynamic Tank Leaching Procedure per EPA Method 1315.
TEF	- Toxic Equivalency Factors: The values assigned to each dioxin and furan to evaluate their toxicity relative to 2,3,7,8-TCDD.
TEQ	- Toxic Equivalent: The measure of a sample's toxicity derived by multiplying each dioxin and furan by its corresponding TEF and then summing the resulting values.
TIC	- Tentatively Identified Compound: A compound that has been identified to be present and is not part of the target compound list (TCL) for the method and/or program. All TICs are qualitatively identified and reported as estimated concentrations.

Report Format: DU Report with 'J' Qualifiers

Project Name:	E-25060-RL-2530065	**Lab Number:**	L2651222
Project Number:	058161	**Report Date:**	08/13/26

Footnotes

1 - The reference for this analyte should be considered modified since this analyte is absent from the target analyte list of the original method.

Terms

Analytical Method: Both the document from which the method originates and the analytical reference method. (Example: EPA 8260B is shown as 1,8260B.) The codes for the reference method documents are provided in the References section of the Addendum.

Chlordane: The target compound Chlordane (CAS No. 57-74-9) is reported for GC ECD analyses. Per EPA,this compound "refers to a mixture of chlordane isomers, other chlorinated hydrocarbons and numerous other components." (Reference: USEPA Toxicological Review of Chlordane, In Support of Summary Information on the Integrated Risk Information System (IRIS), December 1997.)

Difference: With respect to Total Oxidizable Precursor (TOP) Assay analysis, the difference is defined as the Post-Treatment value minus the Pre-Treatment value.

Final pH: As it pertains to Sample Receipt & Container Information section of the report, Final pH reflects pH of container determined after adjustment at the laboratory, if applicable. If no adjustment required, value reflects Initial pH.

Frozen Date/Time: With respect to Volatile Organics in soil, Frozen Date/Time reflects the date/time at which associated Reagent Water-preserved vials were initially frozen. Note: If frozen date/time is beyond 48 hours from sample collection, value will be reflected in 'bold'.

Gasoline Range Organics (GRO): Gasoline Range Organics (GRO) results include all chromatographic peaks eluting from Methyl tert butyl ether through Naphthalene, with the exception of GRO analysis in support of State of Ohio programs, which includes all chromatographic peaks eluting from Hexane through Dodecane.

Initial pH: As it pertains to Sample Receipt & Container Information section of the report, Initial pH reflects pH of container determined upon receipt, if applicable.

PAH Total: With respect to Alkylated PAH analyses, the 'PAHs, Total' result is defined as the summation of results for all or a subset of the following compounds: Naphthalene, C1-C4 Naphthalenes, 2-Methylnaphthalene, 1-Methylnaphthalene, Biphenyl, Acenaphthylene, Acenaphthene, Fluorene, C1-C3 Fluorenes, Phenanthrene, C1-C4 Phenanthrenes/Anthracenes, Anthracene, Fluoranthene, Pyrene, C1-C4 Fluoranthenes/Pyrenes, Benz(a)anthracene, Chrysene, C1-C4 Chrysenes, Benzo(b)fluoranthene, Benzo(j)+(k)fluoranthene, Benzo(e)pyrene, Benzo(a)pyrene, Perylene, Indeno(1,2,3-cd)pyrene, Dibenz(ah)+(ac)anthracene, Benzo(g,h,i)perylene. If a 'Total' result is requested, the results of its individual components will also be reported.

PFAS Total: With respect to PFAS analyses, the 'PFAS, Total (5)' result is defined as the summation of results for: PFHpA, PFHxS, PFOA, PFNA and PFOS. In addition, the 'PFAS, Total (6)' result is defined as the summation of results for: PFHpA, PFHxS, PFOA, PFNA, PFDA and PFOS. For MassDEP DW compliance analysis only, the 'PFAS, Total (6)' result is defined as the summation of results at or above the RL. Note: If a 'Total' result is requested, the results of its individual components will also be reported.

Total: With respect to Organic analyses, a 'Total' result is defined as the summation of results for individual isomers or Aroclors. If a 'Total' result is requested, the results of its individual components will also be reported. This is applicable to 'Total' results for methods 8260, 8081 and 8082.

Data Qualifiers

A - Spectra identified as "Aldol Condensates" are byproducts of the extraction/concentration procedures when acetone is introduced in the process.

B - The analyte was detected above the reporting limit in the associated method blank. Flag only applies to associated field samples that have detectable concentrations of the analyte at less than ten times (10x) the concentration found in the blank. For MCP-related projects, flag only applies to associated field samples that have detectable concentrations of the analyte at less than ten times (10x) the concentration found in the blank. For DOD-related projects, flag only applies to associated field samples that have detectable concentrations of the analyte at less than ten times (10x) the concentration found in the blank AND the analyte was detected above one-half the reporting limit (or above the reporting limit for common lab contaminants) in the associated method blank. For NJ-Air-related projects, flag only applies to associated field samples that have detectable concentrations of the analyte above the reporting limit. For NJ-related projects (excluding Air), flag only applies to associated field samples that have detectable concentrations of the analyte, which was detected above the reporting limit in the associated method blank or above five times the reporting limit for common lab contaminants (Phthalates, Acetone, Methylene Chloride, 2-Butanone).

C - Co-elution: The target analyte co-elutes with a known lab standard (i.e. surrogate, internal standards, etc.) for co-extracted analyses.

D - Concentration of analyte was quantified from diluted analysis. Flag only applies to field samples that have detectable concentrations of the analyte.

E - Concentration of analyte exceeds the range of the calibration curve and/or linear range of the instrument.

F - The ratio of quantifier ion response to qualifier ion response falls outside of the laboratory criteria. Results are considered to be an estimated maximum concentration.

G - The concentration may be biased high due to matrix interferences (i.e, co-elution) with non-target compound(s). The result should be considered estimated.

H - The analysis of pH was performed beyond the regulatory-required holding time of 15 minutes from the time of sample collection.

I - The lower value for the two columns has been reported due to obvious interference.

J - Estimated value. The Target analyte concentration is below the quantitation limit (RL), but above the Method Detection Limit (MDL) or Estimated Detection Limit (EDL) for SPME-related analyses. This represents an estimated concentration for Tentatively Identified Compounds (TICs). For calculated parameters, this represents that one or more values used in the calculation were

Project Name:	E-25060-RL-2530065	**Lab Number:**	L2651222
Project Number:	058161	**Report Date:**	08/13/26

Data Qualifiers

estimated.

M - Reporting Limit (RL) exceeds the MCP CAM Reporting Limit for this analyte.

ND - Not detected at the method detection limit (MDL) for the sample, or estimated detection limit (EDL) for SPME-related analyses.

NJ - Presumptive evidence of compound. This represents an estimated concentration for Tentatively Identified Compounds (TICs), where the identification is based on a mass spectral library search.

P - The RPD between the results for the two columns exceeds the method-specified criteria.

Q - The quality control sample exceeds the associated acceptance criteria. For DOD-related projects, LCS and/or Continuing Calibration Standard exceedences are also qualified on all associated sample results. Note: This flag is not applicable for matrix spike recoveries when the sample concentration is greater than 4x the spike added or for batch duplicate RPD when the sample concentrations are less than 5x the RL. (Metals only.)

R - Analytical results are from sample re-analysis.

RE - Analytical results are from sample re-extraction.

S - Analytical results are from modified screening analysis.

V - The surrogate associated with this target analyte has a recovery outside the QC acceptance limits. (Applicable to MassDEP DW Compliance samples only.)

Z - The batch matrix spike and/or duplicate associated with this target analyte has a recovery/RPD outside the QC acceptance limits. (Applicable to MassDEP DW Compliance samples only.)

Project Name: E-25060-RL-2530065 **Lab Number:** L2651222

Project Number: 058161 **Report Date:** 08/13/26

REFERENCES

1 Test Methods for Evaluating Solid Waste: Physical/Chemical Methods. EPA SW-846. Third Edition. Updates I - VI, 2018.

LIMITATION OF LIABILITIES

Pace Analytical Services performs services with reasonable care and diligence normal to the analytical testing laboratory industry. In the event of an error, the sole and exclusive responsibility of Pace Analytical Services shall be to re-perform the work at it's own expense. In no event shall Pace Analytical Services be held liable for any incidental, consequential or special damages, including but not limited to, damages in any way connected with the use of, interpretation of, information or analysis provided by Pace Analytical Services.

We strongly urge our clients to comply with EPA protocol regarding sample volume, preservation, cooling, containers, sampling procedures, holding time and splitting of samples in the field.

ENV-FORM-WES2-0065 v03 Certificate/Approval Program Summary

Certification Information

The following analytes are not included in our Primary NELAP Scope of Accreditation:

PAS-WES2 Westborough Facility – 8 Walkup Dr. Westborough, MA 01581
EPA 8260D: NPW: 1,2,4,5-Tetramethylbenzene; 4-Ethyltoluene; SCM: Iodomethane (methyl iodide), 1,2,4,5-Tetramethylbenzene; 4-Ethyltoluene.
EPA 8270E: NPW: Dimethylnaphthalene,1,4-Diphenylhydrazine, alpha-Terpineol, Azobenzene; SCM: Dimethylnaphthalene,1,4-Diphenylhydrazine.
SM4500: NPW: Amenable Cyanide; SCM: Total Phosphorus, TKN, NO2, NO3.

PAS-MANS Mansfield Facility – 320 Forbes Blvd. Mansfield, MA 02048
SM 2540D: TSS.
Biological Tissue Matrix: EPA 3050B

PAS-MAN1 Mansfield Facility – 120 Forbes Blvd. Mansfield, MA 02048
EPA TO-15: Halothane, 2,4,4-Trimethyl-2-pentene, 2,4,4-Trimethyl-1-pentene, Thiophene, 2-Methylthiophene, 3-Methylthiophene, 2-Ethylthiophene, 1,2,3-Trimethylbenzene, Indan, Indene, 1,2,4,5-Tetramethylbenzene, Benzothiophene, 1-Methylnaphthalene.
MADEP-APH.

PAS-ELON East Longmeadow Facility – 39 Spruce Street East Longmeadow, MA 01028
EPA 524.2: 1,3,5-Trichlorobenzene, m/p-Xylene, o-xylene.
EPA 625.1: 1,2-Dichlorobenzene, 1,3-Dichlorobenzene, 1,4-Dichlorobenzene, N-Nitrosodiphenylamine**.**
EPA 8081B NPW and SCM: Alachlor, Endrin Ketone, Hexachlorobenzene.
EPA 8260D NPW: Tetrahydrofuran, 1,3,5-Trichlorobenzene; **SCM:** TAME, TBEE, Diethyl ether, DIPE, Tetrahydrofuran. 1,3,5-Trichlorobenzene, Freon-113**.**
EPA 8270E: NPW: Carbazole, 1-Methylnaphthalene, Pentachloronitrobenzene; **SCM:** Carbazole, 1-Methylnaphthalene**.**
EPA TO-13: Air: Benzo(e)pyrene, 1-Methylnaphthalene, 2-Methylnaphthalene, Perylene.
EPA TO-4A Pesticide Air: delta-BHC, Endosulfan I, Endosulfan II, Endosulfan Sulfate, Endrin, Endrin Aldehyde, Endrin Ketone, Hexachlorobenzene, Methoxychlor.
SM4500: NPW: Amenable Cyanide; **SCM:** Total Phosphorus, TKN, NH3, NECi: NO2, NO3, ASTMD516**.**

The following test method is not included in our New Jersey Secondary NELAP Scope of Accreditation:

PAS-MANS Mansfield Facility – 320 Forbes Blvd. Mansfield, MA 02048
Determination of Selected Perfluorinated Alkyl Substances by Solid Phase Extraction and Liquid Chromatography/Tandem Mass Spectrometry Isotope Dilution (via Alpha SOP 23528)

The following analytes are included in our Massachusetts DEP Scope of Accreditation:

PAS-WES2 Westborough Facility – 8 Walkup Dr. Westborough, MA 01581

Drinking Water
EPA 300.0: Chloride, Nitrate-N, Fluoride, Sulfate; **EPA 353.2**: Nitrate-N, Nitrite-N; **SM4500NO3-F**: Nitrate-N, Nitrite-N; **SM4500F-C, SM4500CN-CE, EPA 180.1, SM2130B, SM4500Cl-D, SM2320B, SM2540C, SM4500H-B, SM4500NO2-B**
EPA 504.1: EDB, DBCP.
Microbiology: **SM9215B; SM9223-P/A, SM9223B-Colilert-QT,**.

Non-Potable Water
SM4500H,B, EPA 120.1, SM2510B, SM2540C, SM2320B, SM4500CL-E, SM4500F-BC, SM4500NH3-BH: Ammonia-N and Kjeldahl-N, **EPA 350.1**: Ammonia-N, **LACHAT 10-107-06-1-B**: Ammonia-N, **EPA 351.1, SM4500NO3-F, EPA 353.2**: Nitrate-N**, SM4500P-E, SM4500P-B, E, SM4500SO4-E, SM5220D, EPA 410.4, SM5210B, SM4500CL-G, EPA 1664, EPA 420.1, SM4500-CN-CE, SM2540D, EPA 300: Chloride, Sulfate, Nitrate.**
Microbiology: **SM9223B-Colilert-QT; Enterolert-QT.**

PAS-MANS Mansfield Facility – 320 Forbes Blvd. Mansfield, MA 02048

Drinking Water
EPA 200.7: Al, Ba, Cd, Cr, Cu, Fe, Mn, Ni, Na, Ag, Ca, Zn. **EPA 200.8:** Al, Sb, As, Ba, Be, Cd, Cr, Cu, Pb, Mn, Ni, Se, Ag, TL, Zn. **EPA 245.1** Hg.
EPA 522, EPA 537.1.

Non-Potable Water
EPA 200.7: Al, Sb, As, Be, Cd, Ca, Cr, Co, Cu, Fe, Pb, Mg, Mn, Mo, Ni, K, Se, Ag, Na, Sr, TL, Ti, V, Zn.
EPA 200.8: Al, Sb**,** As, Be, Cd, Ca, Cr, Cu, Fe, Pb, Mg, Mn, Ni, K, Se, Ag, Na, TL, Zn.
EPA 245.1: Hg. **EPA 245.7:** Hg.
SM2340B

ENV-FORM-WES2-0065 v03 Certificate/Approval Program Summary

PAS-ELON East Longmeadow Facility – 39 Spruce Street East Longmeadow, MA 01028

Drinking Water
EPA 300.0: NO3, NO2, Fl, Cl, SO4. **NECI Reductase**: NO3, NO2.
SM4500F-C, SM4500Cl-B, SM4500CN-C,E, EPA 180.1, SM2320B, SM 2540C, SM4500H-B, SM4500SO4-E.
EPA 537.1; EPA 524.2: THMs and VOCs; **EPA 504.1:** EDB, DBCP.
Microbiology: SM9223-P/A: TC/EC; SM9223B-Colilert-enumeration: TC/EC; HPC-Simplate.

Non-Potable Water
SM4500H-B, SM2510B, SM2540C, SM2320B, SM4500Cl-B, SM4500NH3-B, C, EPA 350.1, NECi: NO3, **SM4500NH3-B, C: TKN, SM4500P-E: Ortho Phosphate, SM4500P-B, E: Total Phosphorus, EPA 410.4, SM5210B, SM5310C, SM4500CN-C, E, SM2540D, SM4500Cl-G, SM4500SO4-E, EPA 1664, EPA 420.1, EPA 300.0:** Cl, SO4, NO3.
EPA 624.1: Volatile Halocarbons, Volatile Aromatics.
EPA 608.3: Chlordane, Toxaphene, Aldrin, Alpha-BHC, Beta-BHC, Gamma-BHC, Delta-BHC, Dieldrin, DDD, DDE, DDT, Endosulfan I, Endosulfan II, Endosulfan Sulfate, Endrin, Endrin Aldehyde, Heptachlor, Heptachlor Epoxide, PCBs.
EPA 625.1: SVOC-Acid Extractables and Base/Neutrals
Microbiology: SM9223B-Colilert: E. coli (Ambient and Wastewater), **SM9223B-Colilert-18:** Fecal Coliform (Wastewater).

Certification IDs:

PAS-WES2 Westborough Facility – 8 Walkup Dr. Westborough, MA 01581
CT PH-0826, IL 200077, IN C-MA-03, KY KY98045, ME MA00086, MD 348, MA M-MA086, NH 2064, NJ MA935, NY 11148, NC (NPW/SCM) 666, OR MA-1316, PA 68-03671, RI LAO00065, TX T104704476, VT VT-0935, VA 460195.

PAS-MANS Mansfield Facility – 320 Forbes Blvd. Mansfield, MA 02048
ANAB/DoD L2474, CA 3117, CO MA00030, CT PH-0825, IL 200081, IN C-MA-04, KY KY98046, LA 85084, ME MA00030, MD 350, MA M-MA00030, MI 9110, MN 025-999-495, NV MA00030, NH 2062, NJ MA015, NY 11627, NC (NPW/SCM) 685, OR MA-0262, PA 68-02089, RI LAO00299, TX T-104704419, UT MA00030, VT VT-0015, VA 460194, WA C954.

PAS-MAN1 Mansfield Air Lab Facility – 120 Forbes Blvd. Mansfield, MA 02048
ANAB/DoD L2474, LA 245052, ME MA01156, MN 025-999-498, NH 2249, NJ MA025, NY 12191, OR 4203, TX T104704583, VA 460311, WA C1104.

PAS-ELON East Longmeadow Facility – 39 Spruce St. East Longmeadow, MA 01028
CT PH-0821, ME MA00100, MI 9100, NC (DENR) 652, NC (DW) 25703, MA M-MA100, NH (Secondary) 2516, NH (Primary) 2557, NJ MA007, NY 10899, PA 68-05812, RI LAO00373, VA 460217, VT-255716, WV DEP 419, WV-DW 9979C, LA 05130, LA-DW LA042, MD-DW 373, OH 87781.

For a complete listing of analytes and methods, please contact your Project Manager.

CHAIN OF CUSTODY

PAGE 1 OF 1

Pace

WESTBORO, MA TEL: 508-898-9220 FAX: 508-898-9193

MANSFIELD, MA TEL: 508-822-9300 FAX: 508-822-3288

Date Rec'd in Lab: 08/08/26

Pace Job #: L265/222

Client Information

Client: Sunoco Pipeline(SPLP)

Address: 100 Green St

Marcus Hook, PA

Phone: 610-859-6297

Fax:

Email: bradford.fish@energytransfer.com

☐ These samples have been previously analyzed by Pace

Project Information

Project Name: E-25060-RL-2530065

Project Location: Washington Crossing, PA

Project #: 058161

Project Manager: Mark Schaeffer

Pace Quote #:

Turn-Around Time

☐ Standard ☒ RUSH (only confirmed if pre-approved!)

Date Due: 5-day TAT Time:

Report Information - Data Deliverables

☐ FAX ☐ EMAIL

☐ ADEx ☐ Add'l Deliverables

Billing Information

☐ Same as Client info PO #:

Regulatory Requirements/Report Limits

State /Fed Program | Criteria

Other Project Specific Requirements/Comments/Detection Limits:

Data Package: Level IV including CTEH & Environemental Standards EDDs; Bill to SPLP; VOC8260 list – benzene, toluene, ethylbenzene, total xylenes, methyl tert-butyl ether (MTBE), naphthalene, isopropylbenzene, 1,3,5-trimethylbenzene, 1,2,4-trimethylbenzene, 1,2-dichloroethane (EDC)

Pace Lab ID (Lab Use Only)	Sample ID	Collection Date	Collection Time	Sample Matrix	Sampler's Initials	VOCs- USEPA 8260C	EDB- USEPA 8011	Lead(dissolved)- USEPA 6020B	Sample Specific Comments	TOTAL # BOTTLES
51222-01	UMPA260806RW3	8/06/26	1635	GW	AA	X	X	X		6
-02	UMPA260807MW2S	8/07/26	0935	GW	GH	X	X	X		6
-03	UMPA260807MW1D	8/07/26	1115	GW	GH	X	X	X		6
-04	UMPA260807MW17DD	8/07/26	1315	GW	AA	X	X	X		6
-05	UMPA260807MW18DD	8/07/26	1105	GW	AA	X	X	X		6
-06	UMPA260806DUP01	8/06/26	--	GW	AA	X	X	X	Duplicate	6

SAMPLE HANDLING

Filtration ☒ Done ☐ Not needed ☐ Lab to do

Preservation ☐ Lab to do (Please specify below)

Container Type	V	V	P
Preservative	B	H	C

1.5°C

Relinquished By:	Date/Time	Received By:	Date/Time
Anton Adams Anton A. Stanton	8/07/26 1537	SSnc	8-7-26 @ 1537
SSnc	8/7 1851	[illegible] 8/7 1410	8/7 1556

Please print clearly, legibly and completely. Samples can not be logged in and turnaround time clock will not start until any ambiguities are resolved. All samples submitted are subject to Pace's Terms and Conditions. See reverse side.

8/7 2200

8/8 120

FORM NO. 01-01 (rev. 25-FEB-25)

Sample Delivery Group Summary

Pace Job Number : L2651222

Received : 07-AUG-2026
Reviewer : Gregory Ramos

Account Name : Stantec, Inc.
Project Number : 058161
Project Name : E-25060-RL-2530065

Delivery Information

Samples Delivered By : Pace Courier

Chain of Custody : Present

Cooler Information

Cooler	Seal/Seal#	Preservation	Temperature(°C)	Additional Information
A	Absent/	Ice	5.8	
B	Absent/	Ice	3.6	

Condition Information

1) All samples on COC received?	**YES**
2) Extra samples received?	**NO**
3) Are there any sample container discrepancies?	**NO**
4) Are there any discrepancies between COC & sample labels?	**NO**
5) Are samples in appropriate containers for requested analysis?	**YES**
6) Are samples properly preserved for requested analysis?	**YES**
7) Are samples within holding time for requested analysis?	**YES**
8) All sampling equipment returned?	**NA**

Volatile Organics/VPH

1) Reagent Water Vials Frozen by Client?	**NO**

ANALYTICAL REPORT

Lab Number:	L2651223
Client:	Stantec, Inc. 1060 Andrew Drive Suite 140 West Chester, PA 19380
ATTN:	Mark Schaeffer
Phone:	(610) 407-7943
Project Name:	E-25060-RL-2530065
Project Number:	058161
Report Date:	08/13/26

The original project report/data package is held by Pace Analytical Services. This report/data package is paginated and should be reproduced only in its entirety. Pace Analytical Services holds no responsibility for results and/or data that are not consistent with the original.

Eight Walkup Drive, Westborough, MA 01581-1019
508-898-9220 (Fax) 508-898-9193 800-624-9220 - www.alphalab.com

Project Name: E-25060-RL-2530065
Project Number: 058161

Lab Number: L2651223
Report Date: 08/13/26

Lab Sample ID	Client ID	Matrix	Sample Location	Collection Date/Time	Receive Date
L2651223-01	UMPA260807108SPENCER	WATER	WASHINGTON CROSSING, PA	08/07/26 09:45	08/07/26
L2651223-02	UMPA260807DUP	WATER	WASHINGTON CROSSING, PA	08/07/26 00:00	08/07/26

Project Name:	E-25060-RL-2530065	**Lab Number:**	L2651223
Project Number:	058161	**Report Date:**	08/13/26

Case Narrative

The samples were received in accordance with the Chain of Custody and no significant deviations were encountered during the preparation or analysis unless otherwise noted. Sample Receipt, Container Information, and the Chain of Custody are located at the back of the report.

Results contained within this report relate only to the samples submitted under this Pace Lab Number and meet NELAP requirements for all NELAP accredited parameters unless otherwise noted in the following narrative. The data presented in this report is organized by parameter (i.e. VOC, SVOC, etc.). Sample specific Quality Control data (i.e. Surrogate Spike Recovery) is reported at the end of the target analyte list for each individual sample, followed by the Laboratory Batch Quality Control at the end of each parameter. Tentatively Identified Compounds (TICs), if requested, are reported for compounds identified to be present and are not part of the method/program Target Compound List, even if only a subset of the TCL are being reported. If a sample was re-analyzed or re-extracted due to a required quality control corrective action and if both sets of data are reported, the Laboratory ID of the re-analysis or re-extraction is designated with an "R" or "RE", respectively.

When multiple Batch Quality Control elements are reported (e.g. more than one LCS), the associated samples for each element are noted in the grey shaded header line of each data table. Any Laboratory Batch, Sample Specific % recovery or RPD value that is outside the listed Acceptance Criteria is bolded in the report. In reference to questions H (CAM) or 4 (RCP) when "NO" is checked, the performance criteria for CAM and RCP methods allow for some quality control failures to occur and still be within method compliance. In these instances, the specific failure is not narrated but noted in the associated QC Outlier Summary Report, located directly after the Case Narrative. QC information is also incorporated in the Data Usability Assessment table (Format 11) of our Data Merger tool, where it can be reviewed in conjunction with the sample result, associated regulatory criteria and any associated data usability implications.

Soil/sediments and solids are reported on a dry weight basis unless otherwise noted. Tissues are reported "as received" or on a wet weight basis, unless otherwise noted. Definitions of all data qualifiers and acronyms used in this report are provided in the Glossary located at the back of the report.

HOLD POLICY - For samples submitted on hold, Pace's policy is to hold samples (with the exception of Air canisters) free of charge for 21 calendar days from the date the project is completed. After 21 calendar days, we will dispose of all samples submitted including those put on hold unless you have contacted your Pace Project Manager and made arrangements for Pace to continue to hold the samples. Air canisters will be disposed after 3 business days from the date the project is completed.

Please contact Project Management at 800-624-9220 with any questions.

Project Name:	E-25060-RL-2530065	**Lab Number:**	L2651223
Project Number:	058161	**Report Date:**	08/13/26

Case Narrative (continued)

Report Submission

All non-detect (ND) or estimated concentrations (J-qualified) have been quantitated to the limit noted in the MDL column.

I, the undersigned, attest under the pains and penalties of perjury that, to the best of my knowledge and belief and based upon my personal inquiry of those responsible for providing the information contained in this analytical report, such information is accurate and complete. This certificate of analysis is not complete unless this page accompanies any and all pages of this report.

Authorized Signature: Kylie Morse

Title: Technical Director/Representative Date: 08/13/26

QC OUTLIER SUMMARY REPORT

Project Name: E-25060-RL-2530065

Project Number: 058161

Lab Number: L2651223

Report Date: 08/13/26

Method	Client ID (Native ID)	Lab ID	Parameter	QC Type	Recovery/RPD (%)	QC Limits (%)	Associated Samples	Data Quality Assessment

There are no QC Outliers associated with this report.

ORGANICS

VOLATILES

Project Name: E-25060-RL-2530065 **Lab Number:** L2651223

Project Number: 058161 **Report Date:** 08/13/26

SAMPLE RESULTS

Lab ID: L2651223-01
Client ID: UMPA260807108SPENCER
Sample Location: WASHINGTON CROSSING, PA

Date Collected: 08/07/26 09:45
Date Received: 08/07/26
Field Prep: Refer to COC

Sample Depth:
Matrix: Water
Analytical Method: 1,8011
Analytical Date: 08/11/26 14:13
Analyst: DLP

Extraction Method: EPA 8011
Extraction Date: 08/11/26 09:01

Parameter	Result	Qualifier	Units	RL	MDL	Dilution Factor	Column
Microextractables by GC - Westborough Lab							
1,2-Dibromoethane	ND		ug/l	0.010	0.005	1	A

Project Name: E-25060-RL-2530065 **Lab Number:** L2651223

Project Number: 058161 **Report Date:** 08/13/26

SAMPLE RESULTS

Lab ID: L2651223-01 Date Collected: 08/07/26 09:45

Client ID: UMPA260807108SPENCER Date Received: 08/07/26

Sample Location: WASHINGTON CROSSING, PA Field Prep: Refer to COC

Sample Depth:

Matrix: Water

Analytical Method: 1,8260D

Analytical Date: 08/10/26 13:31

Analyst: MJV

Parameter	Result	Qualifier	Units	RL	MDL	Dilution Factor
Volatile Organics by GC/MS - Westborough Lab						
Methyl tert butyl ether	ND		ug/l	1.0	0.17	1
Benzene	1.1		ug/l	0.50	0.16	1
1,2-Dichloroethane	ND		ug/l	0.50	0.13	1
Toluene	0.21	J	ug/l	0.75	0.20	1
Ethylbenzene	1.2		ug/l	0.50	0.17	1
p/m-Xylene	4.8		ug/l	1.0	0.33	1
o-Xylene	2.7		ug/l	1.0	0.39	1
Xylenes, Total	7.5		ug/l	1.0	0.33	1
Isopropylbenzene	1.6		ug/l	0.50	0.19	1
1,3,5-Trimethylbenzene	5.3		ug/l	2.5	0.22	1
1,2,4-Trimethylbenzene	30		ug/l	2.5	0.19	1
Naphthalene	7.2		ug/l	1.0	0.22	1

Surrogate	% Recovery	Qualifier	Acceptance Criteria
1,2-Dichloroethane-d4	111		70-130
Toluene-d8	93		70-130
4-Bromofluorobenzene	83		70-130
Dibromofluoromethane	111		70-130

Project Name: E-25060-RL-2530065 **Lab Number:** L2651223

Project Number: 058161 **Report Date:** 08/13/26

SAMPLE RESULTS

Lab ID: L2651223-02
Client ID: UMPA260807DUP
Sample Location: WASHINGTON CROSSING, PA

Date Collected: 08/07/26 00:00
Date Received: 08/07/26
Field Prep: Refer to COC

Sample Depth:
Matrix: Water
Analytical Method: 1,8011
Analytical Date: 08/11/26 14:25
Analyst: DLP

Extraction Method: EPA 8011
Extraction Date: 08/11/26 09:01

Parameter	Result	Qualifier	Units	RL	MDL	Dilution Factor	Column
Microextractables by GC - Westborough Lab							
1,2-Dibromoethane	ND		ug/l	0.010	0.005	1	A

Project Name: E-25060-RL-2530065 **Lab Number:** L2651223

Project Number: 058161 **Report Date:** 08/13/26

SAMPLE RESULTS

Lab ID: L2651223-02 Date Collected: 08/07/26 00:00

Client ID: UMPA260807DUP Date Received: 08/07/26

Sample Location: WASHINGTON CROSSING, PA Field Prep: Refer to COC

Sample Depth:

Matrix: Water

Analytical Method: 1,8260D

Analytical Date: 08/10/26 13:56

Analyst: MJV

Parameter	Result	Qualifier	Units	RL	MDL	Dilution Factor
Volatile Organics by GC/MS - Westborough Lab						
Methyl tert butyl ether	ND		ug/l	1.0	0.17	1
Benzene	1.1		ug/l	0.50	0.16	1
1,2-Dichloroethane	ND		ug/l	0.50	0.13	1
Toluene	0.23	J	ug/l	0.75	0.20	1
Ethylbenzene	1.1		ug/l	0.50	0.17	1
p/m-Xylene	4.9		ug/l	1.0	0.33	1
o-Xylene	3.0		ug/l	1.0	0.39	1
Xylenes, Total	7.9		ug/l	1.0	0.33	1
Isopropylbenzene	1.6		ug/l	0.50	0.19	1
1,3,5-Trimethylbenzene	5.3		ug/l	2.5	0.22	1
1,2,4-Trimethylbenzene	30		ug/l	2.5	0.19	1
Naphthalene	7.3		ug/l	1.0	0.22	1

Surrogate	% Recovery	Qualifier	Acceptance Criteria
1,2-Dichloroethane-d4	117		70-130
Toluene-d8	90		70-130
4-Bromofluorobenzene	85		70-130
Dibromofluoromethane	115		70-130

Project Name: E-25060-RL-2530065 **Lab Number:** L2651223

Project Number: 058161 **Report Date:** 08/13/26

Method Blank Analysis
Batch Quality Control

Analytical Method: 1,8260D
Analytical Date: 08/10/26 10:43
Analyst: PID

Parameter	Result	Qualifier	Units	RL	MDL
Volatile Organics by GC/MS - Westborough Lab for sample(s): 01-02 Batch: WG2253659-5					
Methyl tert butyl ether	ND		ug/l	1.0	0.17
Benzene	ND		ug/l	0.50	0.16
1,2-Dichloroethane	ND		ug/l	0.50	0.13
Toluene	ND		ug/l	0.75	0.20
Ethylbenzene	ND		ug/l	0.50	0.17
p/m-Xylene	ND		ug/l	1.0	0.33
o-Xylene	ND		ug/l	1.0	0.39
Xylenes, Total	ND		ug/l	1.0	0.33
Isopropylbenzene	ND		ug/l	0.50	0.19
1,3,5-Trimethylbenzene	ND		ug/l	2.5	0.22
1,2,4-Trimethylbenzene	ND		ug/l	2.5	0.19
Naphthalene	ND		ug/l	1.0	0.22

Surrogate	%Recovery	Qualifier	Acceptance Criteria
1,2-Dichloroethane-d4	121		70-130
Toluene-d8	93		70-130
4-Bromofluorobenzene	81		70-130
Dibromofluoromethane	117		70-130

Project Name: E-25060-RL-2530065
Project Number: 058161

Lab Number: L2651223
Report Date: 08/13/26

Method Blank Analysis
Batch Quality Control

Analytical Method: 1,8011
Analytical Date: 08/11/26 11:32
Analyst: DLP

Extraction Method: EPA 8011
Extraction Date: 08/11/26 09:01

Parameter	Result	Qualifier	Units	RL	MDL	
Microextractables by GC - Westborough Lab for sample(s): 01-02 Batch: WG2253690-1						
1,2-Dibromoethane	ND		ug/l	0.010	0.005	A

Lab Control Sample Analysis
Batch Quality Control

Project Name: E-25060-RL-2530065
Project Number: 058161
Lab Number: L2651223
Report Date: 08/13/26

Parameter	LCS %Recovery	Qual	LCSD %Recovery	Qual	%Recovery Limits	RPD	Qual	RPD Limits
Volatile Organics by GC/MS - Westborough Lab Associated sample(s): 01-02 Batch: WG2253659-3 WG2253659-4								
Methyl tert butyl ether	84		93		63-130	10		20
Benzene	98		100		70-130	2		20
1,2-Dichloroethane	110		120		70-130	9		20
Toluene	100		100		70-130	0		20
Ethylbenzene	110		100		70-130	10		20
p/m-Xylene	110		110		70-130	0		20
o-Xylene	110		110		70-130	0		20
Isopropylbenzene	91		87		70-130	4		20
1,3,5-Trimethylbenzene	97		94		64-130	3		20
1,2,4-Trimethylbenzene	95		94		70-130	1		20
Naphthalene	73		80		70-130	9		20

Surrogate	LCS %Recovery	Qual	LCSD %Recovery	Qual	Acceptance Criteria
1,2-Dichloroethane-d4	119		125		70-130
Toluene-d8	93		90		70-130
4-Bromofluorobenzene	83		82		70-130
Dibromofluoromethane	119		118		70-130

Lab Control Sample Analysis
Batch Quality Control

Project Name: E-25060-RL-2530065
Project Number: 058161
Lab Number: L2651223
Report Date: 08/13/26

Parameter	LCS %Recovery	Qual	LCSD %Recovery	Qual	%Recovery Limits	RPD	Qual	RPD Limits	Column
Microextractables by GC - Westborough Lab Associated sample(s): 01-02 Batch: WG2253690-2									
1,2-Dibromoethane	121		-		60-140	-			A

METALS

Project Name: E-25060-RL-2530065 **Lab Number:** L2651223

Project Number: 058161 **Report Date:** 08/13/26

SAMPLE RESULTS

Lab ID: L2651223-01 Date Collected: 08/07/26 09:45

Client ID: UMPA260807108SPENCER Date Received: 08/07/26

Sample Location: WASHINGTON CROSSING, PA Field Prep: Refer to COC

Sample Depth:

Matrix: Water

Parameter	Result	Qualifier	Units	RL	MDL	Dilution Factor	Date Prepared	Date Analyzed	Prep Method	Analytical Method	Analyst
Dissolved Metals - Mansfield Lab											
Lead, Dissolved	ND		ug/l	1.000	0.3430	1	08/12/26 21:42	08/13/26 09:55	EPA 3005A	1,6020B	CEY

Project Name: E-25060-RL-2530065 **Lab Number:** L2651223

Project Number: 058161 **Report Date:** 08/13/26

SAMPLE RESULTS

Lab ID: L2651223-02 Date Collected: 08/07/26 00:00

Client ID: UMPA260807DUP Date Received: 08/07/26

Sample Location: WASHINGTON CROSSING, PA Field Prep: Refer to COC

Sample Depth:

Matrix: Water

Parameter	Result	Qualifier	Units	RL	MDL	Dilution Factor	Date Prepared	Date Analyzed	Prep Method	Analytical Method	Analyst
Dissolved Metals - Mansfield Lab											
Lead, Dissolved	ND		ug/l	1.000	0.3430	1	08/12/26 21:42	08/13/26 09:58	EPA 3005A	1,6020B	CEY

Project Name: E-25060-RL-2530065 **Lab Number:** L2651223

Project Number: 058161 **Report Date:** 08/13/26

Method Blank Analysis
Batch Quality Control

Parameter	Result	Qualifier	Units	RL	MDL	Dilution Factor	Date Prepared	Date Analyzed	Analytical Method	Analyst
Dissolved Metals - Mansfield Lab for sample(s): 01-02 Batch: WG2254640-1										
Lead, Dissolved	ND		ug/l	1.000	0.3430	1	08/12/26 21:42	08/13/26 08:38	1,6020B	CEY

Prep Information

Digestion Method: EPA 3005A

Lab Control Sample Analysis
Batch Quality Control

Project Name: E-25060-RL-2530065
Project Number: 058161
Lab Number: L2651223
Report Date: 08/13/26

Parameter	LCS %Recovery	Qual	LCSD %Recovery	Qual	%Recovery Limits	RPD	Qual	RPD Limits
Dissolved Metals - Mansfield Lab Associated sample(s): 01-02 Batch: WG2254640-2								
Lead, Dissolved	101		-		80-120	-		

Matrix Spike Analysis
Batch Quality Control

Project Name: E-25060-RL-2530065
Project Number: 058161
Lab Number: L2651223
Report Date: 08/13/26

Parameter	Native Sample	MS Added	MS Found	MS %Recovery	Qual	MSD Found	MSD %Recovery	Qual	Recovery Limits	RPD	Qual	RPD Limits
Dissolved Metals - Mansfield Lab Associated sample(s): 01-02 QC Batch ID: WG2254640-3 QC Sample: L2649457-04 Client ID: MS Sample												
Lead, Dissolved	ND	530	531.4	100		-	-		75-125	-		

Lab Duplicate Analysis

Batch Quality Control

Project Name: E-25060-RL-2530065

Project Number: 058161

Lab Number: L2651223

Report Date: 08/13/26

Parameter	Native Sample	Duplicate Sample	Units	RPD	Qual	RPD Limits
Dissolved Metals - Mansfield Lab Associated sample(s): 01-02 QC Batch ID: WG2254640-4 QC Sample: L2649457-04 Client ID: DUP Sample						
Lead, Dissolved	ND	ND	ug/l	NC		20

Project Name: E-25060-RL-2530065
Project Number: 058161

Lab Number: L2651223
Report Date: 08/13/26

Sample Receipt and Container Information

Were project specific reporting limits specified? YES

Cooler Information

Cooler	Custody Seal
A	Absent
B	Absent

Container Information

Container ID	Container Type	Cooler	Initial pH	Final pH	Temp deg C	Pres	Seal	Frozen Date/Time	Analysis(*)
L2651223-01A	Vial HCl preserved	NA	NA			Y	Absent		PA-8260(14)
L2651223-01B	Vial HCl preserved	NA	NA			Y	Absent		PA-8260(14)
L2651223-01C	Vial HCl preserved	NA	NA			Y	Absent		PA-8260(14)
L2651223-01D	Vial Na2S2O3 preserved	NA	NA			Y	Absent		8011(14)
L2651223-01E	Vial Na2S2O3 preserved	NA	NA			Y	Absent		8011(14)
L2651223-01F	Plastic 250ml HNO3 preserved	NA	<2	<2		Y	Absent		PB-6020S-PPB(180)
L2651223-02A	Vial HCl preserved	NA	NA			Y	Absent		PA-8260(14)
L2651223-02B	Vial HCl preserved	NA	NA			Y	Absent		PA-8260(14)
L2651223-02C	Vial HCl preserved	NA	NA			Y	Absent		PA-8260(14)
L2651223-02D	Vial Na2S2O3 preserved	NA	NA			Y	Absent		8011(14)
L2651223-02E	Vial Na2S2O3 preserved	NA	NA			Y	Absent		8011(14)
L2651223-02F	Plastic 250ml HNO3 preserved	NA	<2	<2		Y	Absent		PB-6020S-PPB(180)

*Values in parentheses indicate holding time in days

Project Name: E-25060-RL-2530065 **Lab Number:** L2651223

Project Number: 058161 **Report Date:** 08/13/26

GLOSSARY

Acronyms

DL	- Detection Limit: This value represents the level to which target analyte concentrations are reported as estimated values, when those target analyte concentrations are quantified below the limit of quantitation (LOQ). The DL includes any adjustments from dilutions, concentrations or moisture content, where applicable. (DoD report formats only.)
EDL	- Estimated Detection Limit: This value represents the level to which target analyte concentrations are reported as estimated values, when those target analyte concentrations are quantified below the reporting limit (RL). The EDL includes any adjustments from dilutions, concentrations or moisture content, where applicable. The use of EDLs is specific to the analysis of PAHs using Solid-Phase Microextraction (SPME).
EMPC	- Estimated Maximum Possible Concentration: The concentration that results from the signal present at the retention time of an analyte when the ions meet all of the identification criteria except the ion abundance ratio criteria. An EMPC is a worst-case estimate of the concentration.
EPA	- Environmental Protection Agency.
LCS	- Laboratory Control Sample: A sample matrix, free from the analytes of interest, spiked with verified known amounts of analytes or a material containing known and verified amounts of analytes.
LCSD	- Laboratory Control Sample Duplicate: Refer to LCS.
LFB	- Laboratory Fortified Blank: A sample matrix, free from the analytes of interest, spiked with verified known amounts of analytes or a material containing known and verified amounts of analytes.
LOD	- Limit of Detection: This value represents the level to which a target analyte can reliably be detected for a specific analyte in a specific matrix by a specific method. The LOD includes any adjustments from dilutions, concentrations or moisture content, where applicable. (DoD report formats only.)
LOQ	- Limit of Quantitation: The value at which an instrument can accurately measure an analyte at a specific concentration. The LOQ includes any adjustments from dilutions, concentrations or moisture content, where applicable. (DoD report formats only.) Limit of Quantitation: The value at which an instrument can accurately measure an analyte at a specific concentration. The LOQ includes any adjustments from dilutions, concentrations or moisture content, where applicable. (DoD report formats only.)
MDL	- Method Detection Limit: This value represents the level to which target analyte concentrations are reported as estimated values, when those target analyte concentrations are quantified below the reporting limit (RL). The MDL includes any adjustments from dilutions, concentrations or moisture content, where applicable.
MS	- Matrix Spike Sample: A sample prepared by adding a known mass of target analyte to a specified amount of matrix sample for which an independent estimate of target analyte concentration is available. For Method 332.0, the spike recovery is calculated using the native concentration, including estimated values.
MSD	- Matrix Spike Sample Duplicate: Refer to MS.
NA	- Not Applicable.
NC	- Not Calculated: Term is utilized when one or more of the results utilized in the calculation are non-detect at the parameter's reporting unit.
NDPA/DPA	- N-Nitrosodiphenylamine/Diphenylamine.
NI	- Not Ignitable.
NP	- Non-Plastic: Term is utilized for the analysis of Atterberg Limits in soil.
NR	- No Results: Term is utilized when 'No Target Compounds Requested' is reported for the analysis of Volatile or Semivolatile Organic TIC only requests.
RL	- Reporting Limit: The value at which an instrument can accurately measure an analyte at a specific concentration. The RL includes any adjustments from dilutions, concentrations or moisture content, where applicable.
RPD	- Relative Percent Difference: The results from matrix and/or matrix spike duplicates are primarily designed to assess the precision of analytical results in a given matrix and are expressed as relative percent difference (RPD). Values which are less than five times the reporting limit for any individual parameter are evaluated by utilizing the absolute difference between the values; although the RPD value will be provided in the report.
SRM	- Standard Reference Material: A reference sample of a known or certified value that is of the same or similar matrix as the associated field samples.
STLP	- Semi-dynamic Tank Leaching Procedure per EPA Method 1315.
TEF	- Toxic Equivalency Factors: The values assigned to each dioxin and furan to evaluate their toxicity relative to 2,3,7,8-TCDD.
TEQ	- Toxic Equivalent: The measure of a sample's toxicity derived by multiplying each dioxin and furan by its corresponding TEF and then summing the resulting values.
TIC	- Tentatively Identified Compound: A compound that has been identified to be present and is not part of the target compound list (TCL) for the method and/or program. All TICs are qualitatively identified and reported as estimated concentrations.

Report Format: DU Report with 'J' Qualifiers

Project Name:	E-25060-RL-2530065	**Lab Number:**	L2651223
Project Number:	058161	**Report Date:**	08/13/26

Footnotes

1 - The reference for this analyte should be considered modified since this analyte is absent from the target analyte list of the original method.

Terms

Analytical Method: Both the document from which the method originates and the analytical reference method. (Example: EPA 8260B is shown as 1,8260B.) The codes for the reference method documents are provided in the References section of the Addendum.

Chlordane: The target compound Chlordane (CAS No. 57-74-9) is reported for GC ECD analyses. Per EPA,this compound "refers to a mixture of chlordane isomers, other chlorinated hydrocarbons and numerous other components." (Reference: USEPA Toxicological Review of Chlordane, In Support of Summary Information on the Integrated Risk Information System (IRIS), December 1997.)

Difference: With respect to Total Oxidizable Precursor (TOP) Assay analysis, the difference is defined as the Post-Treatment value minus the Pre-Treatment value.

Final pH: As it pertains to Sample Receipt & Container Information section of the report, Final pH reflects pH of container determined after adjustment at the laboratory, if applicable. If no adjustment required, value reflects Initial pH.

Frozen Date/Time: With respect to Volatile Organics in soil, Frozen Date/Time reflects the date/time at which associated Reagent Water-preserved vials were initially frozen. Note: If frozen date/time is beyond 48 hours from sample collection, value will be reflected in 'bold'.

Gasoline Range Organics (GRO): Gasoline Range Organics (GRO) results include all chromatographic peaks eluting from Methyl tert butyl ether through Naphthalene, with the exception of GRO analysis in support of State of Ohio programs, which includes all chromatographic peaks eluting from Hexane through Dodecane.

Initial pH: As it pertains to Sample Receipt & Container Information section of the report, Initial pH reflects pH of container determined upon receipt, if applicable.

PAH Total: With respect to Alkylated PAH analyses, the 'PAHs, Total' result is defined as the summation of results for all or a subset of the following compounds: Naphthalene, C1-C4 Naphthalenes, 2-Methylnaphthalene, 1-Methylnaphthalene, Biphenyl, Acenaphthylene, Acenaphthene, Fluorene, C1-C3 Fluorenes, Phenanthrene, C1-C4 Phenanthrenes/Anthracenes, Anthracene, Fluoranthene, Pyrene, C1-C4 Fluoranthenes/Pyrenes, Benz(a)anthracene, Chrysene, C1-C4 Chrysenes, Benzo(b)fluoranthene, Benzo(j)+(k)fluoranthene, Benzo(e)pyrene, Benzo(a)pyrene, Perylene, Indeno(1,2,3-cd)pyrene, Dibenz(ah)+(ac)anthracene, Benzo(g,h,i)perylene. If a 'Total' result is requested, the results of its individual components will also be reported.

PFAS Total: With respect to PFAS analyses, the 'PFAS, Total (5)' result is defined as the summation of results for: PFHpA, PFHxS, PFOA, PFNA and PFOS. In addition, the 'PFAS, Total (6)' result is defined as the summation of results for: PFHpA, PFHxS, PFOA, PFNA, PFDA and PFOS. For MassDEP DW compliance analysis only, the 'PFAS, Total (6)' result is defined as the summation of results at or above the RL. Note: If a 'Total' result is requested, the results of its individual components will also be reported.

Total: With respect to Organic analyses, a 'Total' result is defined as the summation of results for individual isomers or Aroclors. If a 'Total' result is requested, the results of its individual components will also be reported. This is applicable to 'Total' results for methods 8260, 8081 and 8082.

Data Qualifiers

A - Spectra identified as "Aldol Condensates" are byproducts of the extraction/concentration procedures when acetone is introduced in the process.

B - The analyte was detected above the reporting limit in the associated method blank. Flag only applies to associated field samples that have detectable concentrations of the analyte at less than ten times (10x) the concentration found in the blank. For MCP-related projects, flag only applies to associated field samples that have detectable concentrations of the analyte at less than ten times (10x) the concentration found in the blank. For DOD-related projects, flag only applies to associated field samples that have detectable concentrations of the analyte at less than ten times (10x) the concentration found in the blank AND the analyte was detected above one-half the reporting limit (or above the reporting limit for common lab contaminants) in the associated method blank. For NJ-Air-related projects, flag only applies to associated field samples that have detectable concentrations of the analyte above the reporting limit. For NJ-related projects (excluding Air), flag only applies to associated field samples that have detectable concentrations of the analyte, which was detected above the reporting limit in the associated method blank or above five times the reporting limit for common lab contaminants (Phthalates, Acetone, Methylene Chloride, 2-Butanone).

C - Co-elution: The target analyte co-elutes with a known lab standard (i.e. surrogate, internal standards, etc.) for co-extracted analyses.

D - Concentration of analyte was quantified from diluted analysis. Flag only applies to field samples that have detectable concentrations of the analyte.

E - Concentration of analyte exceeds the range of the calibration curve and/or linear range of the instrument.

F - The ratio of quantifier ion response to qualifier ion response falls outside of the laboratory criteria. Results are considered to be an estimated maximum concentration.

G - The concentration may be biased high due to matrix interferences (i.e, co-elution) with non-target compound(s). The result should be considered estimated.

H - The analysis of pH was performed beyond the regulatory-required holding time of 15 minutes from the time of sample collection.

I - The lower value for the two columns has been reported due to obvious interference.

J - Estimated value. The Target analyte concentration is below the quantitation limit (RL), but above the Method Detection Limit (MDL) or Estimated Detection Limit (EDL) for SPME-related analyses. This represents an estimated concentration for Tentatively Identified Compounds (TICs). For calculated parameters, this represents that one or more values used in the calculation were

Project Name:	E-25060-RL-2530065	**Lab Number:**	L2651223
Project Number:	058161	**Report Date:**	08/13/26

Data Qualifiers

estimated.

M - Reporting Limit (RL) exceeds the MCP CAM Reporting Limit for this analyte.

ND - Not detected at the method detection limit (MDL) for the sample, or estimated detection limit (EDL) for SPME-related analyses.

NJ - Presumptive evidence of compound. This represents an estimated concentration for Tentatively Identified Compounds (TICs), where the identification is based on a mass spectral library search.

P - The RPD between the results for the two columns exceeds the method-specified criteria.

Q - The quality control sample exceeds the associated acceptance criteria. For DOD-related projects, LCS and/or Continuing Calibration Standard exceedences are also qualified on all associated sample results. Note: This flag is not applicable for matrix spike recoveries when the sample concentration is greater than 4x the spike added or for batch duplicate RPD when the sample concentrations are less than 5x the RL. (Metals only.)

R - Analytical results are from sample re-analysis.

RE - Analytical results are from sample re-extraction.

S - Analytical results are from modified screening analysis.

V - The surrogate associated with this target analyte has a recovery outside the QC acceptance limits. (Applicable to MassDEP DW Compliance samples only.)

Z - The batch matrix spike and/or duplicate associated with this target analyte has a recovery/RPD outside the QC acceptance limits. (Applicable to MassDEP DW Compliance samples only.)

Project Name: E-25060-RL-2530065 **Lab Number:** L2651223

Project Number: 058161 **Report Date:** 08/13/26

REFERENCES

1 Test Methods for Evaluating Solid Waste: Physical/Chemical Methods. EPA SW-846. Third Edition. Updates I - VI, 2018.

LIMITATION OF LIABILITIES

Pace Analytical Services performs services with reasonable care and diligence normal to the analytical testing laboratory industry. In the event of an error, the sole and exclusive responsibility of Pace Analytical Services shall be to re-perform the work at it's own expense. In no event shall Pace Analytical Services be held liable for any incidental, consequential or special damages, including but not limited to, damages in any way connected with the use of, interpretation of, information or analysis provided by Pace Analytical Services.

We strongly urge our clients to comply with EPA protocol regarding sample volume, preservation, cooling, containers, sampling procedures, holding time and splitting of samples in the field.

ENV-FORM-WES2-0065 v03 Certificate/Approval Program Summary

Certification Information

The following analytes are not included in our Primary NELAP Scope of Accreditation:

PAS-WES2 Westborough Facility – 8 Walkup Dr. Westborough, MA 01581
EPA 8260D: NPW: 1,2,4,5-Tetramethylbenzene; 4-Ethyltoluene; SCM: Iodomethane (methyl iodide), 1,2,4,5-Tetramethylbenzene; 4-Ethyltoluene.
EPA 8270E: NPW: Dimethylnaphthalene,1,4-Diphenylhydrazine, alpha-Terpineol, Azobenzene; SCM: Dimethylnaphthalene,1,4-Diphenylhydrazine.
SM4500: NPW: Amenable Cyanide; SCM: Total Phosphorus, TKN, NO2, NO3.

PAS-MANS Mansfield Facility – 320 Forbes Blvd. Mansfield, MA 02048
SM 2540D: TSS.
Biological Tissue Matrix: EPA 3050B

PAS-MAN1 Mansfield Facility – 120 Forbes Blvd. Mansfield, MA 02048
EPA TO-15: Halothane, 2,4,4-Trimethyl-2-pentene, 2,4,4-Trimethyl-1-pentene, Thiophene, 2-Methylthiophene, 3-Methylthiophene, 2-Ethylthiophene, 1,2,3-Trimethylbenzene, Indan, Indene, 1,2,4,5-Tetramethylbenzene, Benzothiophene, 1-Methylnaphthalene.
MADEP-APH.

PAS-ELON East Longmeadow Facility – 39 Spruce Street East Longmeadow, MA 01028
EPA 524.2: 1,3,5-Trichlorobenzene, m/p-Xylene, o-xylene.
EPA 625.1: 1,2-Dichlorobenzene, 1,3-Dichlorobenzene, 1,4-Dichlorobenzene, N-Nitrosodiphenylamine**.**
EPA 8081B NPW and SCM: Alachlor, Endrin Ketone, Hexachlorobenzene.
EPA 8260D NPW: Tetrahydrofuran, 1,3,5-Trichlorobenzene; **SCM:** TAME, TBEE, Diethyl ether, DIPE, Tetrahydrofuran. 1,3,5-Trichlorobenzene, Freon-113**.**
EPA 8270E: NPW: Carbazole, 1-Methylnaphthalene, Pentachloronitrobenzene; **SCM:** Carbazole, 1-Methylnaphthalene**.**
EPA TO-13: Air: Benzo(e)pyrene, 1-Methylnaphthalene, 2-Methylnaphthalene, Perylene.
EPA TO-4A Pesticide Air: delta-BHC, Endosulfan I, Endosulfan II, Endosulfan Sulfate, Endrin, Endrin Aldehyde, Endrin Ketone, Hexachlorobenzene, Methoxychlor.
SM4500: NPW: Amenable Cyanide; **SCM:** Total Phosphorus, TKN, NH3, NECi: NO2, NO3, ASTMD516**.**

The following test method is not included in our New Jersey Secondary NELAP Scope of Accreditation:

PAS-MANS Mansfield Facility – 320 Forbes Blvd. Mansfield, MA 02048
Determination of Selected Perfluorinated Alkyl Substances by Solid Phase Extraction and Liquid Chromatography/Tandem Mass Spectrometry Isotope Dilution (via Alpha SOP 23528)

The following analytes are included in our Massachusetts DEP Scope of Accreditation:

PAS-WES2 Westborough Facility – 8 Walkup Dr. Westborough, MA 01581

Drinking Water
EPA 300.0: Chloride, Nitrate-N, Fluoride, Sulfate; **EPA 353.2**: Nitrate-N, Nitrite-N; **SM4500NO3-F**: Nitrate-N, Nitrite-N; **SM4500F-C, SM4500CN-CE, EPA 180.1, SM2130B, SM4500Cl-D, SM2320B, SM2540C, SM4500H-B, SM4500NO2-B**
EPA 504.1: EDB, DBCP.
Microbiology: **SM9215B; SM9223-P/A, SM9223B-Colilert-QT,**.

Non-Potable Water
SM4500H,B, EPA 120.1, SM2510B, SM2540C, SM2320B, SM4500CL-E, SM4500F-BC, SM4500NH3-BH: Ammonia-N and Kjeldahl-N, **EPA 350.1**: Ammonia-N, **LACHAT 10-107-06-1-B**: Ammonia-N, **EPA 351.1, SM4500NO3-F, EPA 353.2**: Nitrate-N**, SM4500P-E, SM4500P-B, E, SM4500SO4-E, SM5220D, EPA 410.4, SM5210B, SM4500CL-G, EPA 1664, EPA 420.1, SM4500-CN-CE, SM2540D, EPA 300: Chloride, Sulfate, Nitrate.**
Microbiology: **SM9223B-Colilert-QT; Enterolert-QT.**

PAS-MANS Mansfield Facility – 320 Forbes Blvd. Mansfield, MA 02048

Drinking Water
EPA 200.7: Al, Ba, Cd, Cr, Cu, Fe, Mn, Ni, Na, Ag, Ca, Zn. **EPA 200.8:** Al, Sb, As, Ba, Be, Cd, Cr, Cu, Pb, Mn, Ni, Se, Ag, TL, Zn. **EPA 245.1** Hg.
EPA 522, EPA 537.1.

Non-Potable Water
EPA 200.7: Al, Sb, As, Be, Cd, Ca, Cr, Co, Cu, Fe, Pb, Mg, Mn, Mo, Ni, K, Se, Ag, Na, Sr, TL, Ti, V, Zn.
EPA 200.8: Al, Sb**,** As, Be, Cd, Ca, Cr, Cu, Fe, Pb, Mg, Mn, Ni, K, Se, Ag, Na, TL, Zn.
EPA 245.1: Hg. **EPA 245.7:** Hg.
SM2340B

ENV-FORM-WES2-0065 v03 Certificate/Approval Program Summary

PAS-ELON East Longmeadow Facility – 39 Spruce Street East Longmeadow, MA 01028

Drinking Water
EPA 300.0: NO3, NO2, Fl, Cl, SO4. **NECI Reductase**: NO3, NO2.
SM4500F-C, SM4500Cl-B, SM4500CN-C,E, EPA 180.1, SM2320B, SM 2540C, SM4500H-B, SM4500SO4-E.
EPA 537.1; EPA 524.2: THMs and VOCs; **EPA 504.1:** EDB, DBCP.
Microbiology: SM9223-P/A: TC/EC; SM9223B-Colilert-enumeration: TC/EC; HPC-Simplate.

Non-Potable Water
SM4500H-B, SM2510B, SM2540C, SM2320B, SM4500Cl-B, SM4500NH3-B, C, EPA 350.1, NECi: NO3, **SM4500NH3-B, C: TKN, SM4500P-E: Ortho Phosphate, SM4500P-B, E: Total Phosphorus, EPA 410.4, SM5210B, SM5310C, SM4500CN-C, E, SM2540D, SM4500Cl-G, SM4500SO4-E, EPA 1664, EPA 420.1, EPA 300.0:** Cl, SO4, NO3.
EPA 624.1: Volatile Halocarbons, Volatile Aromatics.
EPA 608.3: Chlordane, Toxaphene, Aldrin, Alpha-BHC, Beta-BHC, Gamma-BHC, Delta-BHC, Dieldrin, DDD, DDE, DDT, Endosulfan I, Endosulfan II, Endosulfan Sulfate, Endrin, Endrin Aldehyde, Heptachlor, Heptachlor Epoxide, PCBs.
EPA 625.1: SVOC-Acid Extractables and Base/Neutrals
Microbiology: SM9223B-Colilert: E. coli (Ambient and Wastewater), **SM9223B-Colilert-18:** Fecal Coliform (Wastewater).

Certification IDs:

PAS-WES2 Westborough Facility – 8 Walkup Dr. Westborough, MA 01581
CT PH-0826, IL 200077, IN C-MA-03, KY KY98045, ME MA00086, MD 348, MA M-MA086, NH 2064, NJ MA935, NY 11148, NC (NPW/SCM) 666, OR MA-1316, PA 68-03671, RI LAO00065, TX T104704476, VT VT-0935, VA 460195.

PAS-MANS Mansfield Facility – 320 Forbes Blvd. Mansfield, MA 02048
ANAB/DoD L2474, CA 3117, CO MA00030, CT PH-0825, IL 200081, IN C-MA-04, KY KY98046, LA 85084, ME MA00030, MD 350, MA M-MA00030, MI 9110, MN 025-999-495, NV MA00030, NH 2062, NJ MA015, NY 11627, NC (NPW/SCM) 685, OR MA-0262, PA 68-02089, RI LAO00299, TX T-104704419, UT MA00030, VT VT-0015, VA 460194, WA C954.

PAS-MAN1 Mansfield Air Lab Facility – 120 Forbes Blvd. Mansfield, MA 02048
ANAB/DoD L2474, LA 245052, ME MA01156, MN 025-999-498, NH 2249, NJ MA025, NY 12191, OR 4203, TX T104704583, VA 460311, WA C1104.

PAS-ELON East Longmeadow Facility – 39 Spruce St. East Longmeadow, MA 01028
CT PH-0821, ME MA00100, MI 9100, NC (DENR) 652, NC (DW) 25703, MA M-MA100, NH (Secondary) 2516, NH (Primary) 2557, NJ MA007, NY 10899, PA 68-05812, RI LAO00373, VA 460217, VT-255716, WV DEP 419, WV-DW 9979C, LA 05130, LA-DW LA042, MD-DW 373, OH 87781.

For a complete listing of analytes and methods, please contact your Project Manager.

CHAIN OF CUSTODY

PAGE 1 OF 1

Date Rec'd in Lab: 08/08/26

Pace Job #: L2651223

Pace
WESTBORO, MA TEL: 508-898-9220 FAX: 508-898-9193
MANSFIELD, MA TEL: 508-822-9300 FAX: 508-822-3288

Client Information

Client: Sunoco Pipeline(SPLP)
Address: 100 Green St
Marcus Hook, PA
Phone: 610-859-6297
Fax:
Email: bradford.fish@energytransfer.com
☐ These samples have been previously analyzed by Pace

Project Information

Project Name: E-25060-RL-2530065
Project Location: Washington Crossing, PA
Project #: 058161
Project Manager: Mark Schaeffer
Pace Quote #:

Turn-Around Time

☐ Standard ☒ RUSH (only confirmed if pre-approved)
Date Due: 5-day TAT Time:

Report Information - Data Deliverables

☐ FAX ☐ EMAIL
☐ ADEx ☐ Add'l Deliverables

Billing Information

☐ Same as Client info PO #:

Regulatory Requirements/Report Limits

State /Fed Program | Criteria

Other Project Specific Requirements/Comments/Detection Limits:
Data Package: Level IV including CTEH & Environemental Standards EDDs; Bill to SPLP; VOC8260 list – benzene, toluene, ethylbenzene, total xylenes, methyl tert-butyl ether (MTBE), naphthalene, isopropylbenzene, 1,3,5-trimethylbenzene, 1,2,4-trimethylbenzene, 1,2-dichloroethane (EDC)

Pace Lab ID (Lab Use Only)	Sample ID	Collection Date	Collection Time	Sample Matrix	Sampler's Initials	VOCs- USEPA 8260C	EDB- USEPA 8011	Lead(dissolved)- USEPA 6020B	Sample Specific Comments	Total # Bottles
51223-01	UMPA260807MDSPENCER	8/07/26	0945	GW	NO	X	X	X		6
-02	UMPA260807DUP	8/07/26	--	GW	NO	X	X	X	Duplicate	6

SAMPLE HANDLING
Filtration ☒ Done ☐ Not needed ☐ Lab to do
Preservation ☐ Lab to do (Please specify below)

Container Type	V	V	P
Preservative	B	H	C

1.8°C

Relinquished By:	Date/Time	Received By:	Date/Time
Anton Adams Anton Adams Stantec	8/07/26 1537	SSM-	8/7/26 1537
SSMT	8/7 1631	Pace 8/7 19:40	8/7 1550

Please print clearly, legibly and completely. Samples can not be logged in and turnaround time clock will not start until any ambiguities are resolved. All samples submitted are subject to Pace's Terms and Conditions. See reverse side.

FORM NO: 01-01 (rev. 25-FEB-25)

8/7 2200
8/8 1400

08/08/26-0120

Sample Delivery Group Summary

Pace Job Number : L2651223

Received : 07-AUG-2026
Reviewer : Gregory Ramos

Account Name : Stantec, Inc.
Project Number : 058161
Project Name : E-25060-RL-2530065

Delivery Information

Samples Delivered By : Pace Courier

Chain of Custody : Present

Cooler Information

Cooler	Seal/Seal#	Preservation	Temperature(°C)	Additional Information
A	Absent/	Ice	5.8	
B	Absent/	Ice	3.6	

Condition Information

1) All samples on COC received?	**YES**
2) Extra samples received?	**NO**
3) Are there any sample container discrepancies?	**NO**
4) Are there any discrepancies between COC & sample labels?	**NO**
5) Are samples in appropriate containers for requested analysis?	**YES**
6) Are samples properly preserved for requested analysis?	**YES**
7) Are samples within holding time for requested analysis?	**YES**
8) All sampling equipment returned?	**NA**

Volatile Organics/VPH

1) Reagent Water Vials Frozen by Client?	**NO**

ANALYTICAL REPORT

Lab Number:	L2651224
Client:	Stantec, Inc. 1060 Andrew Drive Suite 140 West Chester, PA 19380
ATTN:	Mark Schaeffer
Phone:	(610) 407-7943
Project Name:	E-25060-RL-2530065
Project Number:	058161
Report Date:	08/13/26

The original project report/data package is held by Pace Analytical Services. This report/data package is paginated and should be reproduced only in its entirety. Pace Analytical Services holds no responsibility for results and/or data that are not consistent with the original.

Eight Walkup Drive, Westborough, MA 01581-1019
508-898-9220 (Fax) 508-898-9193 800-624-9220 - www.alphalab.com

Project Name: E-25060-RL-2530065
Project Number: 058161

Lab Number: L2651224
Report Date: 08/13/26

Lab Sample ID	Client ID	Matrix	Sample Location	Collection Date/Time	Receive Date
L2651224-01	UMPA260807TB	WATER	WASHINGTON CROSSING, PA	08/07/26 00:00	08/07/26

Project Name:	E-25060-RL-2530065	**Lab Number:**	L2651224
Project Number:	058161	**Report Date:**	08/13/26

Case Narrative

The samples were received in accordance with the Chain of Custody and no significant deviations were encountered during the preparation or analysis unless otherwise noted. Sample Receipt, Container Information, and the Chain of Custody are located at the back of the report.

Results contained within this report relate only to the samples submitted under this Pace Lab Number and meet NELAP requirements for all NELAP accredited parameters unless otherwise noted in the following narrative. The data presented in this report is organized by parameter (i.e. VOC, SVOC, etc.). Sample specific Quality Control data (i.e. Surrogate Spike Recovery) is reported at the end of the target analyte list for each individual sample, followed by the Laboratory Batch Quality Control at the end of each parameter. Tentatively Identified Compounds (TICs), if requested, are reported for compounds identified to be present and are not part of the method/program Target Compound List, even if only a subset of the TCL are being reported. If a sample was re-analyzed or re-extracted due to a required quality control corrective action and if both sets of data are reported, the Laboratory ID of the re-analysis or re-extraction is designated with an "R" or "RE", respectively.

When multiple Batch Quality Control elements are reported (e.g. more than one LCS), the associated samples for each element are noted in the grey shaded header line of each data table. Any Laboratory Batch, Sample Specific % recovery or RPD value that is outside the listed Acceptance Criteria is bolded in the report. In reference to questions H (CAM) or 4 (RCP) when "NO" is checked, the performance criteria for CAM and RCP methods allow for some quality control failures to occur and still be within method compliance. In these instances, the specific failure is not narrated but noted in the associated QC Outlier Summary Report, located directly after the Case Narrative. QC information is also incorporated in the Data Usability Assessment table (Format 11) of our Data Merger tool, where it can be reviewed in conjunction with the sample result, associated regulatory criteria and any associated data usability implications.

Soil/sediments and solids are reported on a dry weight basis unless otherwise noted. Tissues are reported "as received" or on a wet weight basis, unless otherwise noted. Definitions of all data qualifiers and acronyms used in this report are provided in the Glossary located at the back of the report.

HOLD POLICY - For samples submitted on hold, Pace's policy is to hold samples (with the exception of Air canisters) free of charge for 21 calendar days from the date the project is completed. After 21 calendar days, we will dispose of all samples submitted including those put on hold unless you have contacted your Pace Project Manager and made arrangements for Pace to continue to hold the samples. Air canisters will be disposed after 3 business days from the date the project is completed.

Please contact Project Management at 800-624-9220 with any questions.

Project Name:	E-25060-RL-2530065	**Lab Number:**	L2651224
Project Number:	058161	**Report Date:**	08/13/26

Case Narrative (continued)

Report Submission

All non-detect (ND) or estimated concentrations (J-qualified) have been quantitated to the limit noted in the MDL column.

I, the undersigned, attest under the pains and penalties of perjury that, to the best of my knowledge and belief and based upon my personal inquiry of those responsible for providing the information contained in this analytical report, such information is accurate and complete. This certificate of analysis is not complete unless this page accompanies any and all pages of this report.

Authorized Signature: Kylie Morse

Title: Technical Director/Representative Date: 08/13/26

QC OUTLIER SUMMARY REPORT

Project Name: E-25060-RL-2530065

Project Number: 058161

Lab Number: L2651224

Report Date: 08/13/26

Method	Client ID (Native ID)	Lab ID	Parameter	QC Type	Recovery/RPD (%)	QC Limits (%)	Associated Samples	Data Quality Assessment

There are no QC Outliers associated with this report.

ORGANICS

VOLATILES

Project Name: E-25060-RL-2530065 **Lab Number:** L2651224

Project Number: 058161 **Report Date:** 08/13/26

SAMPLE RESULTS

Lab ID: L2651224-01
Client ID: UMPA260807TB
Sample Location: WASHINGTON CROSSING, PA

Date Collected: 08/07/26 00:00
Date Received: 08/07/26
Field Prep: None

Sample Depth:
Matrix: Water
Analytical Method: 1,8011
Analytical Date: 08/11/26 14:36
Analyst: DLP

Extraction Method: EPA 8011
Extraction Date: 08/11/26 09:01

Parameter	Result	Qualifier	Units	RL	MDL	Dilution Factor	Column
Microextractables by GC - Westborough Lab							
1,2-Dibromoethane	ND		ug/l	0.010	0.005	1	A

Project Name: E-25060-RL-2530065 **Lab Number:** L2651224

Project Number: 058161 **Report Date:** 08/13/26

SAMPLE RESULTS

Lab ID: L2651224-01 Date Collected: 08/07/26 00:00

Client ID: UMPA260807TB Date Received: 08/07/26

Sample Location: WASHINGTON CROSSING, PA Field Prep: None

Sample Depth:

Matrix: Water

Analytical Method: 1,8260D

Analytical Date: 08/10/26 14:20

Analyst: MJV

Parameter	Result	Qualifier	Units	RL	MDL	Dilution Factor
Volatile Organics by GC/MS - Westborough Lab						
Methyl tert butyl ether	ND		ug/l	1.0	0.17	1
Benzene	ND		ug/l	0.50	0.16	1
1,2-Dichloroethane	ND		ug/l	0.50	0.13	1
Toluene	ND		ug/l	0.75	0.20	1
Ethylbenzene	ND		ug/l	0.50	0.17	1
p/m-Xylene	ND		ug/l	1.0	0.33	1
o-Xylene	ND		ug/l	1.0	0.39	1
Xylenes, Total	ND		ug/l	1.0	0.33	1
Isopropylbenzene	ND		ug/l	0.50	0.19	1
1,3,5-Trimethylbenzene	ND		ug/l	2.5	0.22	1
1,2,4-Trimethylbenzene	ND		ug/l	2.5	0.19	1
Naphthalene	ND		ug/l	1.0	0.22	1

Surrogate	% Recovery	Qualifier	Acceptance Criteria
1,2-Dichloroethane-d4	111		70-130
Toluene-d8	94		70-130
4-Bromofluorobenzene	85		70-130
Dibromofluoromethane	114		70-130

Project Name: E-25060-RL-2530065 **Lab Number:** L2651224

Project Number: 058161 **Report Date:** 08/13/26

Method Blank Analysis
Batch Quality Control

Analytical Method: 1,8260D
Analytical Date: 08/10/26 10:43
Analyst: PID

Parameter	Result	Qualifier	Units	RL	MDL
Volatile Organics by GC/MS - Westborough Lab for sample(s): 01 Batch: WG2253659-5					
Methyl tert butyl ether	ND		ug/l	1.0	0.17
Benzene	ND		ug/l	0.50	0.16
1,2-Dichloroethane	ND		ug/l	0.50	0.13
Toluene	ND		ug/l	0.75	0.20
Ethylbenzene	ND		ug/l	0.50	0.17
p/m-Xylene	ND		ug/l	1.0	0.33
o-Xylene	ND		ug/l	1.0	0.39
Xylenes, Total	ND		ug/l	1.0	0.33
Isopropylbenzene	ND		ug/l	0.50	0.19
1,3,5-Trimethylbenzene	ND		ug/l	2.5	0.22
1,2,4-Trimethylbenzene	ND		ug/l	2.5	0.19
Naphthalene	ND		ug/l	1.0	0.22

Surrogate	%Recovery	Qualifier	Acceptance Criteria
1,2-Dichloroethane-d4	121		70-130
Toluene-d8	93		70-130
4-Bromofluorobenzene	81		70-130
Dibromofluoromethane	117		70-130

Project Name: E-25060-RL-2530065
Project Number: 058161

Lab Number: L2651224
Report Date: 08/13/26

Method Blank Analysis
Batch Quality Control

Analytical Method: 1,8011
Analytical Date: 08/11/26 11:32
Analyst: DLP

Extraction Method: EPA 8011
Extraction Date: 08/11/26 09:01

Parameter	Result	Qualifier	Units	RL	MDL	
Microextractables by GC - Westborough Lab for sample(s): 01 Batch: WG2253690-1						
1,2-Dibromoethane	ND		ug/l	0.010	0.005	A

Lab Control Sample Analysis
Batch Quality Control

Project Name: E-25060-RL-2530065
Project Number: 058161
Lab Number: L2651224
Report Date: 08/13/26

Parameter	LCS %Recovery	Qual	LCSD %Recovery	Qual	%Recovery Limits	RPD	Qual	RPD Limits
Volatile Organics by GC/MS - Westborough Lab Associated sample(s): 01 Batch: WG2253659-3 WG2253659-4								
Methyl tert butyl ether	84		93		63-130	10		20
Benzene	98		100		70-130	2		20
1,2-Dichloroethane	110		120		70-130	9		20
Toluene	100		100		70-130	0		20
Ethylbenzene	110		100		70-130	10		20
p/m-Xylene	110		110		70-130	0		20
o-Xylene	110		110		70-130	0		20
Isopropylbenzene	91		87		70-130	4		20
1,3,5-Trimethylbenzene	97		94		64-130	3		20
1,2,4-Trimethylbenzene	95		94		70-130	1		20
Naphthalene	73		80		70-130	9		20

Surrogate	LCS %Recovery	Qual	LCSD %Recovery	Qual	Acceptance Criteria
1,2-Dichloroethane-d4	119		125		70-130
Toluene-d8	93		90		70-130
4-Bromofluorobenzene	83		82		70-130
Dibromofluoromethane	119		118		70-130

Lab Control Sample Analysis
Batch Quality Control

Project Name: E-25060-RL-2530065
Project Number: 058161

Lab Number: L2651224
Report Date: 08/13/26

Parameter	LCS %Recovery	Qual	LCSD %Recovery	Qual	%Recovery Limits	RPD	Qual	RPD Limits	Column
Microextractables by GC - Westborough Lab Associated sample(s): 01 Batch: WG2253690-2									
1,2-Dibromoethane	121		-		60-140	-			A

Project Name: E-25060-RL-2530065
Project Number: 058161

Lab Number: L2651224
Report Date: 08/13/26

Sample Receipt and Container Information

Were project specific reporting limits specified? YES

Cooler Information

Cooler	Custody Seal
A	Absent
B	Absent

Container Information

Container ID	Container Type	Cooler	Initial pH	Final pH	Temp deg C	Pres	Seal	Frozen Date/Time	Analysis(*)
L2651224-01A	Vial HCl preserved	NA	NA			Y	Absent		PA-8260(14)
L2651224-01B	Vial HCl preserved	NA	NA			Y	Absent		PA-8260(14)
L2651224-01C	Vial Na2S2O3 preserved	NA	NA			Y	Absent		8011(14)
L2651224-01D	Vial Na2S2O3 preserved	NA	NA			Y	Absent		8011(14)

*Values in parentheses indicate holding time in days

Project Name:	E-25060-RL-2530065	**Lab Number:**	L2651224
Project Number:	058161	**Report Date:**	08/13/26

GLOSSARY

Acronyms

DL	- Detection Limit: This value represents the level to which target analyte concentrations are reported as estimated values, when those target analyte concentrations are quantified below the limit of quantitation (LOQ). The DL includes any adjustments from dilutions, concentrations or moisture content, where applicable. (DoD report formats only.)
EDL	- Estimated Detection Limit: This value represents the level to which target analyte concentrations are reported as estimated values, when those target analyte concentrations are quantified below the reporting limit (RL). The EDL includes any adjustments from dilutions, concentrations or moisture content, where applicable. The use of EDLs is specific to the analysis of PAHs using Solid-Phase Microextraction (SPME).
EMPC	- Estimated Maximum Possible Concentration: The concentration that results from the signal present at the retention time of an analyte when the ions meet all of the identification criteria except the ion abundance ratio criteria. An EMPC is a worst-case estimate of the concentration.
EPA	- Environmental Protection Agency.
LCS	- Laboratory Control Sample: A sample matrix, free from the analytes of interest, spiked with verified known amounts of analytes or a material containing known and verified amounts of analytes.
LCSD	- Laboratory Control Sample Duplicate: Refer to LCS.
LFB	- Laboratory Fortified Blank: A sample matrix, free from the analytes of interest, spiked with verified known amounts of analytes or a material containing known and verified amounts of analytes.
LOD	- Limit of Detection: This value represents the level to which a target analyte can reliably be detected for a specific analyte in a specific matrix by a specific method. The LOD includes any adjustments from dilutions, concentrations or moisture content, where applicable. (DoD report formats only.)
LOQ	- Limit of Quantitation: The value at which an instrument can accurately measure an analyte at a specific concentration. The LOQ includes any adjustments from dilutions, concentrations or moisture content, where applicable. (DoD report formats only.) Limit of Quantitation: The value at which an instrument can accurately measure an analyte at a specific concentration. The LOQ includes any adjustments from dilutions, concentrations or moisture content, where applicable. (DoD report formats only.)
MDL	- Method Detection Limit: This value represents the level to which target analyte concentrations are reported as estimated values, when those target analyte concentrations are quantified below the reporting limit (RL). The MDL includes any adjustments from dilutions, concentrations or moisture content, where applicable.
MS	- Matrix Spike Sample: A sample prepared by adding a known mass of target analyte to a specified amount of matrix sample for which an independent estimate of target analyte concentration is available. For Method 332.0, the spike recovery is calculated using the native concentration, including estimated values.
MSD	- Matrix Spike Sample Duplicate: Refer to MS.
NA	- Not Applicable.
NC	- Not Calculated: Term is utilized when one or more of the results utilized in the calculation are non-detect at the parameter's reporting unit.
NDPA/DPA	- N-Nitrosodiphenylamine/Diphenylamine.
NI	- Not Ignitable.
NP	- Non-Plastic: Term is utilized for the analysis of Atterberg Limits in soil.
NR	- No Results: Term is utilized when 'No Target Compounds Requested' is reported for the analysis of Volatile or Semivolatile Organic TIC only requests.
RL	- Reporting Limit: The value at which an instrument can accurately measure an analyte at a specific concentration. The RL includes any adjustments from dilutions, concentrations or moisture content, where applicable.
RPD	- Relative Percent Difference: The results from matrix and/or matrix spike duplicates are primarily designed to assess the precision of analytical results in a given matrix and are expressed as relative percent difference (RPD). Values which are less than five times the reporting limit for any individual parameter are evaluated by utilizing the absolute difference between the values; although the RPD value will be provided in the report.
SRM	- Standard Reference Material: A reference sample of a known or certified value that is of the same or similar matrix as the associated field samples.
STLP	- Semi-dynamic Tank Leaching Procedure per EPA Method 1315.
TEF	- Toxic Equivalency Factors: The values assigned to each dioxin and furan to evaluate their toxicity relative to 2,3,7,8-TCDD.
TEQ	- Toxic Equivalent: The measure of a sample's toxicity derived by multiplying each dioxin and furan by its corresponding TEF and then summing the resulting values.
TIC	- Tentatively Identified Compound: A compound that has been identified to be present and is not part of the target compound list (TCL) for the method and/or program. All TICs are qualitatively identified and reported as estimated concentrations.

Report Format: DU Report with 'J' Qualifiers

Project Name:	E-25060-RL-2530065	**Lab Number:**	L2651224
Project Number:	058161	**Report Date:**	08/13/26

Footnotes

1 - The reference for this analyte should be considered modified since this analyte is absent from the target analyte list of the original method.

Terms

Analytical Method: Both the document from which the method originates and the analytical reference method. (Example: EPA 8260B is shown as 1,8260B.) The codes for the reference method documents are provided in the References section of the Addendum.

Chlordane: The target compound Chlordane (CAS No. 57-74-9) is reported for GC ECD analyses. Per EPA,this compound "refers to a mixture of chlordane isomers, other chlorinated hydrocarbons and numerous other components." (Reference: USEPA Toxicological Review of Chlordane, In Support of Summary Information on the Integrated Risk Information System (IRIS), December 1997.)

Difference: With respect to Total Oxidizable Precursor (TOP) Assay analysis, the difference is defined as the Post-Treatment value minus the Pre-Treatment value.

Final pH: As it pertains to Sample Receipt & Container Information section of the report, Final pH reflects pH of container determined after adjustment at the laboratory, if applicable. If no adjustment required, value reflects Initial pH.

Frozen Date/Time: With respect to Volatile Organics in soil, Frozen Date/Time reflects the date/time at which associated Reagent Water-preserved vials were initially frozen. Note: If frozen date/time is beyond 48 hours from sample collection, value will be reflected in 'bold'.

Gasoline Range Organics (GRO): Gasoline Range Organics (GRO) results include all chromatographic peaks eluting from Methyl tert butyl ether through Naphthalene, with the exception of GRO analysis in support of State of Ohio programs, which includes all chromatographic peaks eluting from Hexane through Dodecane.

Initial pH: As it pertains to Sample Receipt & Container Information section of the report, Initial pH reflects pH of container determined upon receipt, if applicable.

PAH Total: With respect to Alkylated PAH analyses, the 'PAHs, Total' result is defined as the summation of results for all or a subset of the following compounds: Naphthalene, C1-C4 Naphthalenes, 2-Methylnaphthalene, 1-Methylnaphthalene, Biphenyl, Acenaphthylene, Acenaphthene, Fluorene, C1-C3 Fluorenes, Phenanthrene, C1-C4 Phenanthrenes/Anthracenes, Anthracene, Fluoranthene, Pyrene, C1-C4 Fluoranthenes/Pyrenes, Benz(a)anthracene, Chrysene, C1-C4 Chrysenes, Benzo(b)fluoranthene, Benzo(j)+(k)fluoranthene, Benzo(e)pyrene, Benzo(a)pyrene, Perylene, Indeno(1,2,3-cd)pyrene, Dibenz(ah)+(ac)anthracene, Benzo(g,h,i)perylene. If a 'Total' result is requested, the results of its individual components will also be reported.

PFAS Total: With respect to PFAS analyses, the 'PFAS, Total (5)' result is defined as the summation of results for: PFHpA, PFHxS, PFOA, PFNA and PFOS. In addition, the 'PFAS, Total (6)' result is defined as the summation of results for: PFHpA, PFHxS, PFOA, PFNA, PFDA and PFOS. For MassDEP DW compliance analysis only, the 'PFAS, Total (6)' result is defined as the summation of results at or above the RL. Note: If a 'Total' result is requested, the results of its individual components will also be reported.

Total: With respect to Organic analyses, a 'Total' result is defined as the summation of results for individual isomers or Aroclors. If a 'Total' result is requested, the results of its individual components will also be reported. This is applicable to 'Total' results for methods 8260, 8081 and 8082.

Data Qualifiers

A - Spectra identified as "Aldol Condensates" are byproducts of the extraction/concentration procedures when acetone is introduced in the process.

B - The analyte was detected above the reporting limit in the associated method blank. Flag only applies to associated field samples that have detectable concentrations of the analyte at less than ten times (10x) the concentration found in the blank. For MCP-related projects, flag only applies to associated field samples that have detectable concentrations of the analyte at less than ten times (10x) the concentration found in the blank. For DOD-related projects, flag only applies to associated field samples that have detectable concentrations of the analyte at less than ten times (10x) the concentration found in the blank AND the analyte was detected above one-half the reporting limit (or above the reporting limit for common lab contaminants) in the associated method blank. For NJ-Air-related projects, flag only applies to associated field samples that have detectable concentrations of the analyte above the reporting limit. For NJ-related projects (excluding Air), flag only applies to associated field samples that have detectable concentrations of the analyte, which was detected above the reporting limit in the associated method blank or above five times the reporting limit for common lab contaminants (Phthalates, Acetone, Methylene Chloride, 2-Butanone).

C - Co-elution: The target analyte co-elutes with a known lab standard (i.e. surrogate, internal standards, etc.) for co-extracted analyses.

D - Concentration of analyte was quantified from diluted analysis. Flag only applies to field samples that have detectable concentrations of the analyte.

E - Concentration of analyte exceeds the range of the calibration curve and/or linear range of the instrument.

F - The ratio of quantifier ion response to qualifier ion response falls outside of the laboratory criteria. Results are considered to be an estimated maximum concentration.

G - The concentration may be biased high due to matrix interferences (i.e, co-elution) with non-target compound(s). The result should be considered estimated.

H - The analysis of pH was performed beyond the regulatory-required holding time of 15 minutes from the time of sample collection.

I - The lower value for the two columns has been reported due to obvious interference.

J - Estimated value. The Target analyte concentration is below the quantitation limit (RL), but above the Method Detection Limit (MDL) or Estimated Detection Limit (EDL) for SPME-related analyses. This represents an estimated concentration for Tentatively Identified Compounds (TICs). For calculated parameters, this represents that one or more values used in the calculation were

Project Name:	E-25060-RL-2530065	**Lab Number:**	L2651224
Project Number:	058161	**Report Date:**	08/13/26

Data Qualifiers

estimated.

M - Reporting Limit (RL) exceeds the MCP CAM Reporting Limit for this analyte.

ND - Not detected at the method detection limit (MDL) for the sample, or estimated detection limit (EDL) for SPME-related analyses.

NJ - Presumptive evidence of compound. This represents an estimated concentration for Tentatively Identified Compounds (TICs), where the identification is based on a mass spectral library search.

P - The RPD between the results for the two columns exceeds the method-specified criteria.

Q - The quality control sample exceeds the associated acceptance criteria. For DOD-related projects, LCS and/or Continuing Calibration Standard exceedences are also qualified on all associated sample results. Note: This flag is not applicable for matrix spike recoveries when the sample concentration is greater than 4x the spike added or for batch duplicate RPD when the sample concentrations are less than 5x the RL. (Metals only.)

R - Analytical results are from sample re-analysis.

RE - Analytical results are from sample re-extraction.

S - Analytical results are from modified screening analysis.

V - The surrogate associated with this target analyte has a recovery outside the QC acceptance limits. (Applicable to MassDEP DW Compliance samples only.)

Z - The batch matrix spike and/or duplicate associated with this target analyte has a recovery/RPD outside the QC acceptance limits. (Applicable to MassDEP DW Compliance samples only.)

Project Name: E-25060-RL-2530065 **Lab Number:** L2651224

Project Number: 058161 **Report Date:** 08/13/26

REFERENCES

1 Test Methods for Evaluating Solid Waste: Physical/Chemical Methods. EPA SW-846. Third Edition. Updates I - VI, 2018.

LIMITATION OF LIABILITIES

Pace Analytical Services performs services with reasonable care and diligence normal to the analytical testing laboratory industry. In the event of an error, the sole and exclusive responsibility of Pace Analytical Services shall be to re-perform the work at it's own expense. In no event shall Pace Analytical Services be held liable for any incidental, consequential or special damages, including but not limited to, damages in any way connected with the use of, interpretation of, information or analysis provided by Pace Analytical Services.

We strongly urge our clients to comply with EPA protocol regarding sample volume, preservation, cooling, containers, sampling procedures, holding time and splitting of samples in the field.

ENV-FORM-WES2-0065 v03 Certificate/Approval Program Summary

Certification Information

The following analytes are not included in our Primary NELAP Scope of Accreditation:

PAS-WES2 Westborough Facility – 8 Walkup Dr. Westborough, MA 01581
EPA 8260D: NPW: 1,2,4,5-Tetramethylbenzene; 4-Ethyltoluene; SCM: Iodomethane (methyl iodide), 1,2,4,5-Tetramethylbenzene; 4-Ethyltoluene.
EPA 8270E: NPW: Dimethylnaphthalene,1,4-Diphenylhydrazine, alpha-Terpineol, Azobenzene; SCM: Dimethylnaphthalene,1,4-Diphenylhydrazine.
SM4500: NPW: Amenable Cyanide; SCM: Total Phosphorus, TKN, NO2, NO3.

PAS-MANS Mansfield Facility – 320 Forbes Blvd. Mansfield, MA 02048
SM 2540D: TSS.
Biological Tissue Matrix: EPA 3050B

PAS-MAN1 Mansfield Facility – 120 Forbes Blvd. Mansfield, MA 02048
EPA TO-15: Halothane, 2,4,4-Trimethyl-2-pentene, 2,4,4-Trimethyl-1-pentene, Thiophene, 2-Methylthiophene, 3-Methylthiophene, 2-Ethylthiophene, 1,2,3-Trimethylbenzene, Indan, Indene, 1,2,4,5-Tetramethylbenzene, Benzothiophene, 1-Methylnaphthalene.
MADEP-APH.

PAS-ELON East Longmeadow Facility – 39 Spruce Street East Longmeadow, MA 01028
EPA 524.2: 1,3,5-Trichlorobenzene, m/p-Xylene, o-xylene.
EPA 625.1: 1,2-Dichlorobenzene, 1,3-Dichlorobenzene, 1,4-Dichlorobenzene, N-Nitrosodiphenylamine**.**
EPA 8081B NPW and SCM: Alachlor, Endrin Ketone, Hexachlorobenzene.
EPA 8260D NPW: Tetrahydrofuran, 1,3,5-Trichlorobenzene; **SCM:** TAME, TBEE, Diethyl ether, DIPE, Tetrahydrofuran. 1,3,5-Trichlorobenzene, Freon-113**.**
EPA 8270E: NPW: Carbazole, 1-Methylnaphthalene, Pentachloronitrobenzene; **SCM:** Carbazole, 1-Methylnaphthalene**.**
EPA TO-13: Air: Benzo(e)pyrene, 1-Methylnaphthalene, 2-Methylnaphthalene, Perylene.
EPA TO-4A Pesticide Air: delta-BHC, Endosulfan I, Endosulfan II, Endosulfan Sulfate, Endrin, Endrin Aldehyde, Endrin Ketone, Hexachlorobenzene, Methoxychlor.
SM4500: NPW: Amenable Cyanide; **SCM:** Total Phosphorus, TKN, NH3, NECi: NO2, NO3, ASTMD516**.**

The following test method is not included in our New Jersey Secondary NELAP Scope of Accreditation:

PAS-MANS Mansfield Facility – 320 Forbes Blvd. Mansfield, MA 02048
Determination of Selected Perfluorinated Alkyl Substances by Solid Phase Extraction and Liquid Chromatography/Tandem Mass Spectrometry Isotope Dilution (via Alpha SOP 23528)

The following analytes are included in our Massachusetts DEP Scope of Accreditation:

PAS-WES2 Westborough Facility – 8 Walkup Dr. Westborough, MA 01581

Drinking Water
EPA 300.0: Chloride, Nitrate-N, Fluoride, Sulfate; **EPA 353.2**: Nitrate-N, Nitrite-N; **SM4500NO3-F**: Nitrate-N, Nitrite-N; **SM4500F-C, SM4500CN-CE, EPA 180.1, SM2130B, SM4500Cl-D, SM2320B, SM2540C, SM4500H-B, SM4500NO2-B**
EPA 504.1: EDB, DBCP.
Microbiology: **SM9215B; SM9223-P/A, SM9223B-Colilert-QT,**.

Non-Potable Water
SM4500H,B, EPA 120.1, SM2510B, SM2540C, SM2320B, SM4500CL-E, SM4500F-BC, SM4500NH3-BH: Ammonia-N and Kjeldahl-N, **EPA 350.1**: Ammonia-N, **LACHAT 10-107-06-1-B**: Ammonia-N, **EPA 351.1, SM4500NO3-F, EPA 353.2**: Nitrate-N**, SM4500P-E, SM4500P-B, E, SM4500SO4-E, SM5220D, EPA 410.4, SM5210B, SM4500CL-G, EPA 1664, EPA 420.1, SM4500-CN-CE, SM2540D, EPA 300: Chloride, Sulfate, Nitrate.**
Microbiology: **SM9223B-Colilert-QT; Enterolert-QT.**

PAS-MANS Mansfield Facility – 320 Forbes Blvd. Mansfield, MA 02048

Drinking Water
EPA 200.7: Al, Ba, Cd, Cr, Cu, Fe, Mn, Ni, Na, Ag, Ca, Zn. **EPA 200.8:** Al, Sb, As, Ba, Be, Cd, Cr, Cu, Pb, Mn, Ni, Se, Ag, TL, Zn. **EPA 245.1** Hg.
EPA 522, EPA 537.1.

Non-Potable Water
EPA 200.7: Al, Sb, As, Be, Cd, Ca, Cr, Co, Cu, Fe, Pb, Mg, Mn, Mo, Ni, K, Se, Ag, Na, Sr, TL, Ti, V, Zn.
EPA 200.8: Al, Sb**,** As, Be, Cd, Ca, Cr, Cu, Fe, Pb, Mg, Mn, Ni, K, Se, Ag, Na, TL, Zn.
EPA 245.1: Hg. **EPA 245.7:** Hg.
SM2340B

ENV-FORM-WES2-0065 v03 Certificate/Approval Program Summary

PAS-ELON East Longmeadow Facility – 39 Spruce Street East Longmeadow, MA 01028

Drinking Water
EPA 300.0: NO3, NO2, Fl, Cl, SO4. **NECI Reductase**: NO3, NO2.
SM4500F-C, SM4500Cl-B, SM4500CN-C,E, EPA 180.1, SM2320B, SM 2540C, SM4500H-B, SM4500SO4-E.
EPA 537.1; EPA 524.2: THMs and VOCs; **EPA 504.1:** EDB, DBCP.
Microbiology: SM9223-P/A: TC/EC; SM9223B-Colilert-enumeration: TC/EC; HPC-Simplate.

Non-Potable Water
SM4500H-B, SM2510B, SM2540C, SM2320B, SM4500Cl-B, SM4500NH3-B, C, EPA 350.1, NECi: NO3, **SM4500NH3-B, C: TKN, SM4500P-E: Ortho Phosphate, SM4500P-B, E: Total Phosphorus, EPA 410.4, SM5210B, SM5310C, SM4500CN-C, E, SM2540D, SM4500Cl-G, SM4500SO4-E, EPA 1664, EPA 420.1, EPA 300.0:** Cl, SO4, NO3.
EPA 624.1: Volatile Halocarbons, Volatile Aromatics.
EPA 608.3: Chlordane, Toxaphene, Aldrin, Alpha-BHC, Beta-BHC, Gamma-BHC, Delta-BHC, Dieldrin, DDD, DDE, DDT, Endosulfan I, Endosulfan II, Endosulfan Sulfate, Endrin, Endrin Aldehyde, Heptachlor, Heptachlor Epoxide, PCBs.
EPA 625.1: SVOC-Acid Extractables and Base/Neutrals
Microbiology: SM9223B-Colilert: E. coli (Ambient and Wastewater), **SM9223B-Colilert-18:** Fecal Coliform (Wastewater).

Certification IDs:

PAS-WES2 Westborough Facility – 8 Walkup Dr. Westborough, MA 01581
CT PH-0826, IL 200077, IN C-MA-03, KY KY98045, ME MA00086, MD 348, MA M-MA086, NH 2064, NJ MA935, NY 11148, NC (NPW/SCM) 666, OR MA-1316, PA 68-03671, RI LAO00065, TX T104704476, VT VT-0935, VA 460195.

PAS-MANS Mansfield Facility – 320 Forbes Blvd. Mansfield, MA 02048
ANAB/DoD L2474, CA 3117, CO MA00030, CT PH-0825, IL 200081, IN C-MA-04, KY KY98046, LA 85084, ME MA00030, MD 350, MA M-MA00030, MI 9110, MN 025-999-495, NV MA00030, NH 2062, NJ MA015, NY 11627, NC (NPW/SCM) 685, OR MA-0262, PA 68-02089, RI LAO00299, TX T-104704419, UT MA00030, VT VT-0015, VA 460194, WA C954.

PAS-MAN1 Mansfield Air Lab Facility – 120 Forbes Blvd. Mansfield, MA 02048
ANAB/DoD L2474, LA 245052, ME MA01156, MN 025-999-498, NH 2249, NJ MA025, NY 12191, OR 4203, TX T104704583, VA 460311, WA C1104.

PAS-ELON East Longmeadow Facility – 39 Spruce St. East Longmeadow, MA 01028
CT PH-0821, ME MA00100, MI 9100, NC (DENR) 652, NC (DW) 25703, MA M-MA100, NH (Secondary) 2516, NH (Primary) 2557, NJ MA007, NY 10899, PA 68-05812, RI LAO00373, VA 460217, VT-255716, WV DEP 419, WV-DW 9979C, LA 05130, LA-DW LA042, MD-DW 373, OH 87781.

For a complete listing of analytes and methods, please contact your Project Manager.

CHAIN OF CUSTODY

PAGE 1 OF 1

Date Rec'd in Lab: 08/08/26

Pace Job #: L2651224

Pace

WESTBORO, MA
TEL: 508-898-9220
FAX: 508-898-9193

MANSFIELD, MA
TEL: 508-822-9300
FAX: 508-822-3288

Client Information

Client: Sunoco Pipeline(SPLP)
Address: 100 Green St
Marcus Hook, PA
Phone: 610-859-6297
Fax:
Email: bradford.fish@energytransfer.com
☐ These samples have been previously analyzed by Pace

Project Information

Project Name: E-25060-RL-2530065
Project Location: Washington Crossing, PA
Project #: 058161
Project Manager: Mark Schaeffer
Pace Quote #:

Turn-Around Time

☐ Standard ☒ RUSH (only confirmed if pre-approved)
Date Due: 5-day TAT Time:

Report Information - Data Deliverables

☐ FAX ☐ EMAIL
☐ ADEx ☐ Add'l Deliverables

Billing Information

☐ Same as Client info PO #:

Regulatory Requirements/Report Limits

State /Fed Program	Criteria

Other Project Specific Requirements/Comments/Detection Limits:
Data Package: Level IV including CTEH & Environemental Standards EDDs; Bill to SPLP; VOC8260 list – benzene, toluene, ethylbenzene, total xylenes, methyl tert-butyl ether (MTBE), naphthalene, isopropylbenzene, 1,3,5-trimethylbenzene, 1,2,4-trimethylbenzene, 1,2-dichloroethane (EDC)

Pace Lab ID (Lab Use Only)	Sample ID	Collection Date	Collection Time	Sample Matrix	Sampler's Initials	VOCs- USEPA 8260C	EDB- USEPA 8011	Lead(dissolved)- USEPA 6020B	Sample Specific Comments	Total # Bottles
51224-01	UMPA260807TB	8/07/26	--	TB	--	X	X		Trip Blank	4

SAMPLE HANDLING
Filtration
☒ Done
☐ Not needed
☐ Lab to do
Preservation
☐ Lab to do
(Please specify below)

Container Type	V	V	P
Preservative	B	H	C

1.5°C

Relinquished By:	Date/Time	Received By:	Date/Time
Andrew Adams	8/07/26 1537	[illegible] SSmr	8-7-26 @1537
SSmr	8/7 1851	[illegible] Pace	8/7 1551
		[illegible]	8/7 19:40
		[illegible]	8/7 2200
		[illegible]	8/8 1120

Please print clearly, legibly and completely. Samples can not be logged in and turnaround time clock will not start until any ambiguities are resolved. All samples submitted are subject to Pace's Terms and Conditions. See reverse side.

FORM NO. 01-01 (rev. 25-FEB-25)

08/08/26-0120

Sample Delivery Group Summary

Pace Job Number : L2651224

Received : 07-AUG-2026
Reviewer : Gregory Ramos

Account Name : Stantec, Inc.
Project Number : 058161
Project Name : E-25060-RL-2530065

Delivery Information

Samples Delivered By : Pace Courier

Chain of Custody : Present

Cooler Information

Cooler	Seal/Seal#	Preservation	Temperature(°C)	Additional Information
A	Absent/	Ice	5.8	
B	Absent/	Ice	3.6	

Condition Information

1) All samples on COC received?	**YES**
2) Extra samples received?	**NO**
3) Are there any sample container discrepancies?	**NO**
4) Are there any discrepancies between COC & sample labels?	**NO**
5) Are samples in appropriate containers for requested analysis?	**YES**
6) Are samples properly preserved for requested analysis?	**YES**
7) Are samples within holding time for requested analysis?	**YES**
8) All sampling equipment returned?	**NA**

Volatile Organics/VPH

1) Reagent Water Vials Frozen by Client?	**NO**

ANALYTICAL REPORT

Lab Number:	L2651225
Client:	Stantec, Inc. 1060 Andrew Drive Suite 140 West Chester, PA 19380
ATTN:	Mark Schaeffer
Phone:	(610) 407-7943
Project Name:	E-25060-RL-2530065
Project Number:	058161
Report Date:	08/13/26

The original project report/data package is held by Pace Analytical Services. This report/data package is paginated and should be reproduced only in its entirety. Pace Analytical Services holds no responsibility for results and/or data that are not consistent with the original.

Eight Walkup Drive, Westborough, MA 01581-1019
508-898-9220 (Fax) 508-898-9193 800-624-9220 - www.alphalab.com

Project Name: E-25060-RL-2530065
Project Number: 058161

Lab Number: L2651225
Report Date: 08/13/26

Lab Sample ID	Client ID	Matrix	Sample Location	Collection Date/Time	Receive Date
L2651225-01	UMPA260807EB	WATER	WASHINGTON CROSSING, PA	08/07/26 13:00	08/07/26

Project Name:	E-25060-RL-2530065	**Lab Number:**	L2651225
Project Number:	058161	**Report Date:**	08/13/26

Case Narrative

The samples were received in accordance with the Chain of Custody and no significant deviations were encountered during the preparation or analysis unless otherwise noted. Sample Receipt, Container Information, and the Chain of Custody are located at the back of the report.

Results contained within this report relate only to the samples submitted under this Pace Lab Number and meet NELAP requirements for all NELAP accredited parameters unless otherwise noted in the following narrative. The data presented in this report is organized by parameter (i.e. VOC, SVOC, etc.). Sample specific Quality Control data (i.e. Surrogate Spike Recovery) is reported at the end of the target analyte list for each individual sample, followed by the Laboratory Batch Quality Control at the end of each parameter. Tentatively Identified Compounds (TICs), if requested, are reported for compounds identified to be present and are not part of the method/program Target Compound List, even if only a subset of the TCL are being reported. If a sample was re-analyzed or re-extracted due to a required quality control corrective action and if both sets of data are reported, the Laboratory ID of the re-analysis or re-extraction is designated with an "R" or "RE", respectively.

When multiple Batch Quality Control elements are reported (e.g. more than one LCS), the associated samples for each element are noted in the grey shaded header line of each data table. Any Laboratory Batch, Sample Specific % recovery or RPD value that is outside the listed Acceptance Criteria is bolded in the report. In reference to questions H (CAM) or 4 (RCP) when "NO" is checked, the performance criteria for CAM and RCP methods allow for some quality control failures to occur and still be within method compliance. In these instances, the specific failure is not narrated but noted in the associated QC Outlier Summary Report, located directly after the Case Narrative. QC information is also incorporated in the Data Usability Assessment table (Format 11) of our Data Merger tool, where it can be reviewed in conjunction with the sample result, associated regulatory criteria and any associated data usability implications.

Soil/sediments and solids are reported on a dry weight basis unless otherwise noted. Tissues are reported "as received" or on a wet weight basis, unless otherwise noted. Definitions of all data qualifiers and acronyms used in this report are provided in the Glossary located at the back of the report.

HOLD POLICY - For samples submitted on hold, Pace's policy is to hold samples (with the exception of Air canisters) free of charge for 21 calendar days from the date the project is completed. After 21 calendar days, we will dispose of all samples submitted including those put on hold unless you have contacted your Pace Project Manager and made arrangements for Pace to continue to hold the samples. Air canisters will be disposed after 3 business days from the date the project is completed.

Please contact Project Management at 800-624-9220 with any questions.

Project Name:	E-25060-RL-2530065	**Lab Number:**	L2651225
Project Number:	058161	**Report Date:**	08/13/26

Case Narrative (continued)

Report Submission

All non-detect (ND) or estimated concentrations (J-qualified) have been quantitated to the limit noted in the MDL column.

I, the undersigned, attest under the pains and penalties of perjury that, to the best of my knowledge and belief and based upon my personal inquiry of those responsible for providing the information contained in this analytical report, such information is accurate and complete. This certificate of analysis is not complete unless this page accompanies any and all pages of this report.

Authorized Signature: Kylie Morse

Title: Technical Director/Representative Date: 08/13/26

QC OUTLIER SUMMARY REPORT

Project Name: E-25060-RL-2530065

Project Number: 058161

Lab Number: L2651225

Report Date: 08/13/26

Method	Client ID (Native ID)	Lab ID	Parameter	QC Type	Recovery/RPD (%)	QC Limits (%)	Associated Samples	Data Quality Assessment

There are no QC Outliers associated with this report.

ORGANICS

VOLATILES

Project Name: E-25060-RL-2530065 **Lab Number:** L2651225

Project Number: 058161 **Report Date:** 08/13/26

SAMPLE RESULTS

Lab ID: L2651225-01
Client ID: UMPA260807EB
Sample Location: WASHINGTON CROSSING, PA

Date Collected: 08/07/26 13:00
Date Received: 08/07/26
Field Prep: Refer to COC

Sample Depth:
Matrix: Water
Analytical Method: 1,8011
Analytical Date: 08/11/26 14:47
Analyst: DLP

Extraction Method: EPA 8011
Extraction Date: 08/11/26 09:01

Parameter	Result	Qualifier	Units	RL	MDL	Dilution Factor	Column
Microextractables by GC - Westborough Lab							
1,2-Dibromoethane	ND		ug/l	0.010	0.005	1	A

Project Name: E-25060-RL-2530065 **Lab Number:** L2651225

Project Number: 058161 **Report Date:** 08/13/26

SAMPLE RESULTS

Lab ID: L2651225-01 Date Collected: 08/07/26 13:00

Client ID: UMPA260807EB Date Received: 08/07/26

Sample Location: WASHINGTON CROSSING, PA Field Prep: Refer to COC

Sample Depth:

Matrix: Water

Analytical Method: 1,8260D

Analytical Date: 08/10/26 14:44

Analyst: MJV

Parameter	Result	Qualifier	Units	RL	MDL	Dilution Factor
Volatile Organics by GC/MS - Westborough Lab						
Methyl tert butyl ether	ND		ug/l	1.0	0.17	1
Benzene	ND		ug/l	0.50	0.16	1
1,2-Dichloroethane	ND		ug/l	0.50	0.13	1
Toluene	ND		ug/l	0.75	0.20	1
Ethylbenzene	ND		ug/l	0.50	0.17	1
p/m-Xylene	ND		ug/l	1.0	0.33	1
o-Xylene	ND		ug/l	1.0	0.39	1
Xylenes, Total	ND		ug/l	1.0	0.33	1
Isopropylbenzene	ND		ug/l	0.50	0.19	1
1,3,5-Trimethylbenzene	ND		ug/l	2.5	0.22	1
1,2,4-Trimethylbenzene	ND		ug/l	2.5	0.19	1
Naphthalene	ND		ug/l	1.0	0.22	1

Surrogate	% Recovery	Qualifier	Acceptance Criteria
1,2-Dichloroethane-d4	107		70-130
Toluene-d8	91		70-130
4-Bromofluorobenzene	82		70-130
Dibromofluoromethane	107		70-130

Project Name: E-25060-RL-2530065 **Lab Number:** L2651225

Project Number: 058161 **Report Date:** 08/13/26

Method Blank Analysis
Batch Quality Control

Analytical Method: 1,8260D
Analytical Date: 08/10/26 10:43
Analyst: PID

Parameter	Result	Qualifier	Units	RL	MDL
Volatile Organics by GC/MS - Westborough Lab for sample(s): 01 Batch: WG2253659-5					
Methyl tert butyl ether	ND		ug/l	1.0	0.17
Benzene	ND		ug/l	0.50	0.16
1,2-Dichloroethane	ND		ug/l	0.50	0.13
Toluene	ND		ug/l	0.75	0.20
Ethylbenzene	ND		ug/l	0.50	0.17
p/m-Xylene	ND		ug/l	1.0	0.33
o-Xylene	ND		ug/l	1.0	0.39
Xylenes, Total	ND		ug/l	1.0	0.33
Isopropylbenzene	ND		ug/l	0.50	0.19
1,3,5-Trimethylbenzene	ND		ug/l	2.5	0.22
1,2,4-Trimethylbenzene	ND		ug/l	2.5	0.19
Naphthalene	ND		ug/l	1.0	0.22

Surrogate	%Recovery	Qualifier	Acceptance Criteria
1,2-Dichloroethane-d4	121		70-130
Toluene-d8	93		70-130
4-Bromofluorobenzene	81		70-130
Dibromofluoromethane	117		70-130

Project Name: E-25060-RL-2530065 **Lab Number:** L2651225

Project Number: 058161 **Report Date:** 08/13/26

Method Blank Analysis
Batch Quality Control

Analytical Method: 1,8011
Analytical Date: 08/11/26 11:32
Analyst: DLP

Extraction Method: EPA 8011
Extraction Date: 08/11/26 09:01

Parameter	Result	Qualifier	Units	RL	MDL	
Microextractables by GC - Westborough Lab for sample(s): 01 Batch: WG2253690-1						
1,2-Dibromoethane	ND		ug/l	0.010	0.005	A

Lab Control Sample Analysis
Batch Quality Control

Project Name: E-25060-RL-2530065
Project Number: 058161
Lab Number: L2651225
Report Date: 08/13/26

Parameter	LCS %Recovery	Qual	LCSD %Recovery	Qual	%Recovery Limits	RPD	Qual	RPD Limits
Volatile Organics by GC/MS - Westborough Lab Associated sample(s): 01 Batch: WG2253659-3 WG2253659-4								
Methyl tert butyl ether	84		93		63-130	10		20
Benzene	98		100		70-130	2		20
1,2-Dichloroethane	110		120		70-130	9		20
Toluene	100		100		70-130	0		20
Ethylbenzene	110		100		70-130	10		20
p/m-Xylene	110		110		70-130	0		20
o-Xylene	110		110		70-130	0		20
Isopropylbenzene	91		87		70-130	4		20
1,3,5-Trimethylbenzene	97		94		64-130	3		20
1,2,4-Trimethylbenzene	95		94		70-130	1		20
Naphthalene	73		80		70-130	9		20

Surrogate	LCS %Recovery	Qual	LCSD %Recovery	Qual	Acceptance Criteria
1,2-Dichloroethane-d4	119		125		70-130
Toluene-d8	93		90		70-130
4-Bromofluorobenzene	83		82		70-130
Dibromofluoromethane	119		118		70-130

Lab Control Sample Analysis
Batch Quality Control

Project Name: E-25060-RL-2530065
Project Number: 058161
Lab Number: L2651225
Report Date: 08/13/26

Parameter	LCS %Recovery	Qual	LCSD %Recovery	Qual	%Recovery Limits	RPD	Qual	RPD Limits	Column
Microextractables by GC - Westborough Lab Associated sample(s): 01 Batch: WG2253690-2									
1,2-Dibromoethane	121		-		60-140	-			A

METALS

Project Name: E-25060-RL-2530065 **Lab Number:** L2651225

Project Number: 058161 **Report Date:** 08/13/26

SAMPLE RESULTS

Lab ID: L2651225-01 Date Collected: 08/07/26 13:00

Client ID: UMPA260807EB Date Received: 08/07/26

Sample Location: WASHINGTON CROSSING, PA Field Prep: Refer to COC

Sample Depth:

Matrix: Water

Parameter	Result	Qualifier	Units	RL	MDL	Dilution Factor	Date Prepared	Date Analyzed	Prep Method	Analytical Method	Analyst
Dissolved Metals - Mansfield Lab											
Lead, Dissolved	ND		ug/l	1.000	0.3430	1	08/12/26 21:42	08/13/26 10:00	EPA 3005A	1,6020B	CEY

Project Name: E-25060-RL-2530065 **Lab Number:** L2651225

Project Number: 058161 **Report Date:** 08/13/26

Method Blank Analysis
Batch Quality Control

Parameter	Result	Qualifier	Units	RL	MDL	Dilution Factor	Date Prepared	Date Analyzed	Analytical Method	Analyst
Dissolved Metals - Mansfield Lab for sample(s): 01 Batch: WG2254640-1										
Lead, Dissolved	ND		ug/l	1.000	0.3430	1	08/12/26 21:42	08/13/26 08:38	1,6020B	CEY

Prep Information

Digestion Method: EPA 3005A

Lab Control Sample Analysis
Batch Quality Control

Project Name: E-25060-RL-2530065
Project Number: 058161
Lab Number: L2651225
Report Date: 08/13/26

Parameter	LCS %Recovery	Qual	LCSD %Recovery	Qual	%Recovery Limits	RPD	Qual	RPD Limits
Dissolved Metals - Mansfield Lab Associated sample(s): 01 Batch: WG2254640-2								
Lead, Dissolved	101		-		80-120	-		

Matrix Spike Analysis
Batch Quality Control

Project Name: E-25060-RL-2530065
Project Number: 058161
Lab Number: L2651225
Report Date: 08/13/26

Parameter	Native Sample	MS Added	MS Found	MS %Recovery	Qual	MSD Found	MSD %Recovery	Qual	Recovery Limits	RPD	Qual	RPD Limits
Dissolved Metals - Mansfield Lab Associated sample(s): 01 QC Batch ID: WG2254640-3 QC Sample: L2649457-04 Client ID: MS Sample												
Lead, Dissolved	ND	530	531.4	100		-	-		75-125	-		

Lab Duplicate Analysis

Batch Quality Control

Project Name: E-25060-RL-2530065

Project Number: 058161

Lab Number: L2651225

Report Date: 08/13/26

Parameter	Native Sample	Duplicate Sample	Units	RPD	Qual	RPD Limits
Dissolved Metals - Mansfield Lab Associated sample(s): 01 QC Batch ID: WG2254640-4 QC Sample: L2649457-04 Client ID: DUP Sample						
Lead, Dissolved	ND	ND	ug/l	NC		20

Project Name: E-25060-RL-2530065
Project Number: 058161

Lab Number: L2651225
Report Date: 08/13/26

Sample Receipt and Container Information

Were project specific reporting limits specified? YES

Cooler Information

Cooler	Custody Seal
A	Absent
B	Absent

Container Information

Container ID	Container Type	Cooler	Initial pH	Final pH	Temp deg C	Pres	Seal	Frozen Date/Time	Analysis(*)
L2651225-01A	Vial HCl preserved	NA	NA			Y	Absent		PA-8260(14)
L2651225-01B	Vial HCl preserved	NA	NA			Y	Absent		PA-8260(14)
L2651225-01C	Vial HCl preserved	NA	NA			Y	Absent		PA-8260(14)
L2651225-01D	Vial Na2S2O3 preserved	NA	NA			Y	Absent		8011(14)
L2651225-01E	Vial Na2S2O3 preserved	NA	NA			Y	Absent		8011(14)
L2651225-01F	Plastic 250ml HNO3 preserved	NA	<2	<2		Y	Absent		PB-6020S-PPB(180)

*Values in parentheses indicate holding time in days

Project Name:	E-25060-RL-2530065	**Lab Number:**	L2651225
Project Number:	058161	**Report Date:**	08/13/26

GLOSSARY

Acronyms

DL	- Detection Limit: This value represents the level to which target analyte concentrations are reported as estimated values, when those target analyte concentrations are quantified below the limit of quantitation (LOQ). The DL includes any adjustments from dilutions, concentrations or moisture content, where applicable. (DoD report formats only.)
EDL	- Estimated Detection Limit: This value represents the level to which target analyte concentrations are reported as estimated values, when those target analyte concentrations are quantified below the reporting limit (RL). The EDL includes any adjustments from dilutions, concentrations or moisture content, where applicable. The use of EDLs is specific to the analysis of PAHs using Solid-Phase Microextraction (SPME).
EMPC	- Estimated Maximum Possible Concentration: The concentration that results from the signal present at the retention time of an analyte when the ions meet all of the identification criteria except the ion abundance ratio criteria. An EMPC is a worst-case estimate of the concentration.
EPA	- Environmental Protection Agency.
LCS	- Laboratory Control Sample: A sample matrix, free from the analytes of interest, spiked with verified known amounts of analytes or a material containing known and verified amounts of analytes.
LCSD	- Laboratory Control Sample Duplicate: Refer to LCS.
LFB	- Laboratory Fortified Blank: A sample matrix, free from the analytes of interest, spiked with verified known amounts of analytes or a material containing known and verified amounts of analytes.
LOD	- Limit of Detection: This value represents the level to which a target analyte can reliably be detected for a specific analyte in a specific matrix by a specific method. The LOD includes any adjustments from dilutions, concentrations or moisture content, where applicable. (DoD report formats only.)
LOQ	- Limit of Quantitation: The value at which an instrument can accurately measure an analyte at a specific concentration. The LOQ includes any adjustments from dilutions, concentrations or moisture content, where applicable. (DoD report formats only.) Limit of Quantitation: The value at which an instrument can accurately measure an analyte at a specific concentration. The LOQ includes any adjustments from dilutions, concentrations or moisture content, where applicable. (DoD report formats only.)
MDL	- Method Detection Limit: This value represents the level to which target analyte concentrations are reported as estimated values, when those target analyte concentrations are quantified below the reporting limit (RL). The MDL includes any adjustments from dilutions, concentrations or moisture content, where applicable.
MS	- Matrix Spike Sample: A sample prepared by adding a known mass of target analyte to a specified amount of matrix sample for which an independent estimate of target analyte concentration is available. For Method 332.0, the spike recovery is calculated using the native concentration, including estimated values.
MSD	- Matrix Spike Sample Duplicate: Refer to MS.
NA	- Not Applicable.
NC	- Not Calculated: Term is utilized when one or more of the results utilized in the calculation are non-detect at the parameter's reporting unit.
NDPA/DPA	- N-Nitrosodiphenylamine/Diphenylamine.
NI	- Not Ignitable.
NP	- Non-Plastic: Term is utilized for the analysis of Atterberg Limits in soil.
NR	- No Results: Term is utilized when 'No Target Compounds Requested' is reported for the analysis of Volatile or Semivolatile Organic TIC only requests.
RL	- Reporting Limit: The value at which an instrument can accurately measure an analyte at a specific concentration. The RL includes any adjustments from dilutions, concentrations or moisture content, where applicable.
RPD	- Relative Percent Difference: The results from matrix and/or matrix spike duplicates are primarily designed to assess the precision of analytical results in a given matrix and are expressed as relative percent difference (RPD). Values which are less than five times the reporting limit for any individual parameter are evaluated by utilizing the absolute difference between the values; although the RPD value will be provided in the report.
SRM	- Standard Reference Material: A reference sample of a known or certified value that is of the same or similar matrix as the associated field samples.
STLP	- Semi-dynamic Tank Leaching Procedure per EPA Method 1315.
TEF	- Toxic Equivalency Factors: The values assigned to each dioxin and furan to evaluate their toxicity relative to 2,3,7,8-TCDD.
TEQ	- Toxic Equivalent: The measure of a sample's toxicity derived by multiplying each dioxin and furan by its corresponding TEF and then summing the resulting values.
TIC	- Tentatively Identified Compound: A compound that has been identified to be present and is not part of the target compound list (TCL) for the method and/or program. All TICs are qualitatively identified and reported as estimated concentrations.

Report Format: DU Report with 'J' Qualifiers

Project Name:	E-25060-RL-2530065	**Lab Number:**	L2651225
Project Number:	058161	**Report Date:**	08/13/26

Footnotes

1 - The reference for this analyte should be considered modified since this analyte is absent from the target analyte list of the original method.

Terms

Analytical Method: Both the document from which the method originates and the analytical reference method. (Example: EPA 8260B is shown as 1,8260B.) The codes for the reference method documents are provided in the References section of the Addendum.

Chlordane: The target compound Chlordane (CAS No. 57-74-9) is reported for GC ECD analyses. Per EPA,this compound "refers to a mixture of chlordane isomers, other chlorinated hydrocarbons and numerous other components." (Reference: USEPA Toxicological Review of Chlordane, In Support of Summary Information on the Integrated Risk Information System (IRIS), December 1997.)

Difference: With respect to Total Oxidizable Precursor (TOP) Assay analysis, the difference is defined as the Post-Treatment value minus the Pre-Treatment value.

Final pH: As it pertains to Sample Receipt & Container Information section of the report, Final pH reflects pH of container determined after adjustment at the laboratory, if applicable. If no adjustment required, value reflects Initial pH.

Frozen Date/Time: With respect to Volatile Organics in soil, Frozen Date/Time reflects the date/time at which associated Reagent Water-preserved vials were initially frozen. Note: If frozen date/time is beyond 48 hours from sample collection, value will be reflected in 'bold'.

Gasoline Range Organics (GRO): Gasoline Range Organics (GRO) results include all chromatographic peaks eluting from Methyl tert butyl ether through Naphthalene, with the exception of GRO analysis in support of State of Ohio programs, which includes all chromatographic peaks eluting from Hexane through Dodecane.

Initial pH: As it pertains to Sample Receipt & Container Information section of the report, Initial pH reflects pH of container determined upon receipt, if applicable.

PAH Total: With respect to Alkylated PAH analyses, the 'PAHs, Total' result is defined as the summation of results for all or a subset of the following compounds: Naphthalene, C1-C4 Naphthalenes, 2-Methylnaphthalene, 1-Methylnaphthalene, Biphenyl, Acenaphthylene, Acenaphthene, Fluorene, C1-C3 Fluorenes, Phenanthrene, C1-C4 Phenanthrenes/Anthracenes, Anthracene, Fluoranthene, Pyrene, C1-C4 Fluoranthenes/Pyrenes, Benz(a)anthracene, Chrysene, C1-C4 Chrysenes, Benzo(b)fluoranthene, Benzo(j)+(k)fluoranthene, Benzo(e)pyrene, Benzo(a)pyrene, Perylene, Indeno(1,2,3-cd)pyrene, Dibenz(ah)+(ac)anthracene, Benzo(g,h,i)perylene. If a 'Total' result is requested, the results of its individual components will also be reported.

PFAS Total: With respect to PFAS analyses, the 'PFAS, Total (5)' result is defined as the summation of results for: PFHpA, PFHxS, PFOA, PFNA and PFOS. In addition, the 'PFAS, Total (6)' result is defined as the summation of results for: PFHpA, PFHxS, PFOA, PFNA, PFDA and PFOS. For MassDEP DW compliance analysis only, the 'PFAS, Total (6)' result is defined as the summation of results at or above the RL. Note: If a 'Total' result is requested, the results of its individual components will also be reported.

Total: With respect to Organic analyses, a 'Total' result is defined as the summation of results for individual isomers or Aroclors. If a 'Total' result is requested, the results of its individual components will also be reported. This is applicable to 'Total' results for methods 8260, 8081 and 8082.

Data Qualifiers

A - Spectra identified as "Aldol Condensates" are byproducts of the extraction/concentration procedures when acetone is introduced in the process.

B - The analyte was detected above the reporting limit in the associated method blank. Flag only applies to associated field samples that have detectable concentrations of the analyte at less than ten times (10x) the concentration found in the blank. For MCP-related projects, flag only applies to associated field samples that have detectable concentrations of the analyte at less than ten times (10x) the concentration found in the blank. For DOD-related projects, flag only applies to associated field samples that have detectable concentrations of the analyte at less than ten times (10x) the concentration found in the blank AND the analyte was detected above one-half the reporting limit (or above the reporting limit for common lab contaminants) in the associated method blank. For NJ-Air-related projects, flag only applies to associated field samples that have detectable concentrations of the analyte above the reporting limit. For NJ-related projects (excluding Air), flag only applies to associated field samples that have detectable concentrations of the analyte, which was detected above the reporting limit in the associated method blank or above five times the reporting limit for common lab contaminants (Phthalates, Acetone, Methylene Chloride, 2-Butanone).

C - Co-elution: The target analyte co-elutes with a known lab standard (i.e. surrogate, internal standards, etc.) for co-extracted analyses.

D - Concentration of analyte was quantified from diluted analysis. Flag only applies to field samples that have detectable concentrations of the analyte.

E - Concentration of analyte exceeds the range of the calibration curve and/or linear range of the instrument.

F - The ratio of quantifier ion response to qualifier ion response falls outside of the laboratory criteria. Results are considered to be an estimated maximum concentration.

G - The concentration may be biased high due to matrix interferences (i.e, co-elution) with non-target compound(s). The result should be considered estimated.

H - The analysis of pH was performed beyond the regulatory-required holding time of 15 minutes from the time of sample collection.

I - The lower value for the two columns has been reported due to obvious interference.

J - Estimated value. The Target analyte concentration is below the quantitation limit (RL), but above the Method Detection Limit (MDL) or Estimated Detection Limit (EDL) for SPME-related analyses. This represents an estimated concentration for Tentatively Identified Compounds (TICs). For calculated parameters, this represents that one or more values used in the calculation were

Project Name:	E-25060-RL-2530065	**Lab Number:**	L2651225
Project Number:	058161	**Report Date:**	08/13/26

Data Qualifiers

estimated.

M - Reporting Limit (RL) exceeds the MCP CAM Reporting Limit for this analyte.

ND - Not detected at the method detection limit (MDL) for the sample, or estimated detection limit (EDL) for SPME-related analyses.

NJ - Presumptive evidence of compound. This represents an estimated concentration for Tentatively Identified Compounds (TICs), where the identification is based on a mass spectral library search.

P - The RPD between the results for the two columns exceeds the method-specified criteria.

Q - The quality control sample exceeds the associated acceptance criteria. For DOD-related projects, LCS and/or Continuing Calibration Standard exceedences are also qualified on all associated sample results. Note: This flag is not applicable for matrix spike recoveries when the sample concentration is greater than 4x the spike added or for batch duplicate RPD when the sample concentrations are less than 5x the RL. (Metals only.)

R - Analytical results are from sample re-analysis.

RE - Analytical results are from sample re-extraction.

S - Analytical results are from modified screening analysis.

V - The surrogate associated with this target analyte has a recovery outside the QC acceptance limits. (Applicable to MassDEP DW Compliance samples only.)

Z - The batch matrix spike and/or duplicate associated with this target analyte has a recovery/RPD outside the QC acceptance limits. (Applicable to MassDEP DW Compliance samples only.)

Project Name: E-25060-RL-2530065 **Lab Number:** L2651225

Project Number: 058161 **Report Date:** 08/13/26

REFERENCES

1 Test Methods for Evaluating Solid Waste: Physical/Chemical Methods. EPA SW-846. Third Edition. Updates I - VI, 2018.

LIMITATION OF LIABILITIES

Pace Analytical Services performs services with reasonable care and diligence normal to the analytical testing laboratory industry. In the event of an error, the sole and exclusive responsibility of Pace Analytical Services shall be to re-perform the work at it's own expense. In no event shall Pace Analytical Services be held liable for any incidental, consequential or special damages, including but not limited to, damages in any way connected with the use of, interpretation of, information or analysis provided by Pace Analytical Services.

We strongly urge our clients to comply with EPA protocol regarding sample volume, preservation, cooling, containers, sampling procedures, holding time and splitting of samples in the field.

ENV-FORM-WES2-0065 v03 Certificate/Approval Program Summary

Certification Information

The following analytes are not included in our Primary NELAP Scope of Accreditation:

PAS-WES2 Westborough Facility – 8 Walkup Dr. Westborough, MA 01581
EPA 8260D: NPW: 1,2,4,5-Tetramethylbenzene; 4-Ethyltoluene; SCM: Iodomethane (methyl iodide), 1,2,4,5-Tetramethylbenzene; 4-Ethyltoluene.
EPA 8270E: NPW: Dimethylnaphthalene,1,4-Diphenylhydrazine, alpha-Terpineol, Azobenzene; SCM: Dimethylnaphthalene,1,4-Diphenylhydrazine.
SM4500: NPW: Amenable Cyanide; SCM: Total Phosphorus, TKN, NO2, NO3.

PAS-MANS Mansfield Facility – 320 Forbes Blvd. Mansfield, MA 02048
SM 2540D: TSS.
Biological Tissue Matrix: EPA 3050B

PAS-MAN1 Mansfield Facility – 120 Forbes Blvd. Mansfield, MA 02048
EPA TO-15: Halothane, 2,4,4-Trimethyl-2-pentene, 2,4,4-Trimethyl-1-pentene, Thiophene, 2-Methylthiophene, 3-Methylthiophene, 2-Ethylthiophene, 1,2,3-Trimethylbenzene, Indan, Indene, 1,2,4,5-Tetramethylbenzene, Benzothiophene, 1-Methylnaphthalene.
MADEP-APH.

PAS-ELON East Longmeadow Facility – 39 Spruce Street East Longmeadow, MA 01028
EPA 524.2: 1,3,5-Trichlorobenzene, m/p-Xylene, o-xylene.
EPA 625.1: 1,2-Dichlorobenzene, 1,3-Dichlorobenzene, 1,4-Dichlorobenzene, N-Nitrosodiphenylamine**.**
EPA 8081B NPW and SCM: Alachlor, Endrin Ketone, Hexachlorobenzene.
EPA 8260D NPW: Tetrahydrofuran, 1,3,5-Trichlorobenzene; **SCM:** TAME, TBEE, Diethyl ether, DIPE, Tetrahydrofuran. 1,3,5-Trichlorobenzene, Freon-113**.**
EPA 8270E: NPW: Carbazole, 1-Methylnaphthalene, Pentachloronitrobenzene; **SCM:** Carbazole, 1-Methylnaphthalene**.**
EPA TO-13: Air: Benzo(e)pyrene, 1-Methylnaphthalene, 2-Methylnaphthalene, Perylene.
EPA TO-4A Pesticide Air: delta-BHC, Endosulfan I, Endosulfan II, Endosulfan Sulfate, Endrin, Endrin Aldehyde, Endrin Ketone, Hexachlorobenzene, Methoxychlor.
SM4500: NPW: Amenable Cyanide; **SCM:** Total Phosphorus, TKN, NH3, NECi: NO2, NO3, ASTMD516**.**

The following test method is not included in our New Jersey Secondary NELAP Scope of Accreditation:

PAS-MANS Mansfield Facility – 320 Forbes Blvd. Mansfield, MA 02048
Determination of Selected Perfluorinated Alkyl Substances by Solid Phase Extraction and Liquid Chromatography/Tandem Mass Spectrometry Isotope Dilution (via Alpha SOP 23528)

The following analytes are included in our Massachusetts DEP Scope of Accreditation:

PAS-WES2 Westborough Facility – 8 Walkup Dr. Westborough, MA 01581

Drinking Water
EPA 300.0: Chloride, Nitrate-N, Fluoride, Sulfate; **EPA 353.2**: Nitrate-N, Nitrite-N; **SM4500NO3-F**: Nitrate-N, Nitrite-N; **SM4500F-C, SM4500CN-CE, EPA 180.1, SM2130B, SM4500Cl-D, SM2320B, SM2540C, SM4500H-B, SM4500NO2-B**
EPA 504.1: EDB, DBCP.
Microbiology: **SM9215B; SM9223-P/A, SM9223B-Colilert-QT,**.

Non-Potable Water
SM4500H,B, EPA 120.1, SM2510B, SM2540C, SM2320B, SM4500CL-E, SM4500F-BC, SM4500NH3-BH: Ammonia-N and Kjeldahl-N, **EPA 350.1**: Ammonia-N, **LACHAT 10-107-06-1-B**: Ammonia-N, **EPA 351.1, SM4500NO3-F, EPA 353.2**: Nitrate-N**, SM4500P-E, SM4500P-B, E, SM4500SO4-E, SM5220D, EPA 410.4, SM5210B, SM4500CL-G, EPA 1664, EPA 420.1, SM4500-CN-CE, SM2540D, EPA 300: Chloride, Sulfate, Nitrate.**
Microbiology: **SM9223B-Colilert-QT; Enterolert-QT.**

PAS-MANS Mansfield Facility – 320 Forbes Blvd. Mansfield, MA 02048

Drinking Water
EPA 200.7: Al, Ba, Cd, Cr, Cu, Fe, Mn, Ni, Na, Ag, Ca, Zn. **EPA 200.8:** Al, Sb, As, Ba, Be, Cd, Cr, Cu, Pb, Mn, Ni, Se, Ag, TL, Zn. **EPA 245.1** Hg.
EPA 522, EPA 537.1.

Non-Potable Water
EPA 200.7: Al, Sb, As, Be, Cd, Ca, Cr, Co, Cu, Fe, Pb, Mg, Mn, Mo, Ni, K, Se, Ag, Na, Sr, TL, Ti, V, Zn.
EPA 200.8: Al, Sb**,** As, Be, Cd, Ca, Cr, Cu, Fe, Pb, Mg, Mn, Ni, K, Se, Ag, Na, TL, Zn.
EPA 245.1: Hg. **EPA 245.7:** Hg.
SM2340B

ENV-FORM-WES2-0065 v03 Certificate/Approval Program Summary

PAS-ELON East Longmeadow Facility – 39 Spruce Street East Longmeadow, MA 01028

Drinking Water
EPA 300.0: NO3, NO2, Fl, Cl, SO4. **NECI Reductase**: NO3, NO2.
SM4500F-C, SM4500Cl-B, SM4500CN-C,E, EPA 180.1, SM2320B, SM 2540C, SM4500H-B, SM4500SO4-E.
EPA 537.1; EPA 524.2: THMs and VOCs; **EPA 504.1:** EDB, DBCP.
Microbiology: SM9223-P/A: TC/EC; SM9223B-Colilert-enumeration: TC/EC; HPC-Simplate.

Non-Potable Water
SM4500H-B, SM2510B, SM2540C, SM2320B, SM4500Cl-B, SM4500NH3-B, C, EPA 350.1, NECi: NO3, **SM4500NH3-B, C: TKN, SM4500P-E: Ortho Phosphate, SM4500P-B, E: Total Phosphorus, EPA 410.4, SM5210B, SM5310C, SM4500CN-C, E, SM2540D, SM4500Cl-G, SM4500SO4-E, EPA 1664, EPA 420.1, EPA 300.0:** Cl, SO4, NO3.
EPA 624.1: Volatile Halocarbons, Volatile Aromatics.
EPA 608.3: Chlordane, Toxaphene, Aldrin, Alpha-BHC, Beta-BHC, Gamma-BHC, Delta-BHC, Dieldrin, DDD, DDE, DDT, Endosulfan I, Endosulfan II, Endosulfan Sulfate, Endrin, Endrin Aldehyde, Heptachlor, Heptachlor Epoxide, PCBs.
EPA 625.1: SVOC-Acid Extractables and Base/Neutrals
Microbiology: SM9223B-Colilert: E. coli (Ambient and Wastewater), **SM9223B-Colilert-18:** Fecal Coliform (Wastewater).

Certification IDs:

PAS-WES2 Westborough Facility – 8 Walkup Dr. Westborough, MA 01581
CT PH-0826, IL 200077, IN C-MA-03, KY KY98045, ME MA00086, MD 348, MA M-MA086, NH 2064, NJ MA935, NY 11148, NC (NPW/SCM) 666, OR MA-1316, PA 68-03671, RI LAO00065, TX T104704476, VT VT-0935, VA 460195.

PAS-MANS Mansfield Facility – 320 Forbes Blvd. Mansfield, MA 02048
ANAB/DoD L2474, CA 3117, CO MA00030, CT PH-0825, IL 200081, IN C-MA-04, KY KY98046, LA 85084, ME MA00030, MD 350, MA M-MA00030, MI 9110, MN 025-999-495, NV MA00030, NH 2062, NJ MA015, NY 11627, NC (NPW/SCM) 685, OR MA-0262, PA 68-02089, RI LAO00299, TX T-104704419, UT MA00030, VT VT-0015, VA 460194, WA C954.

PAS-MAN1 Mansfield Air Lab Facility – 120 Forbes Blvd. Mansfield, MA 02048
ANAB/DoD L2474, LA 245052, ME MA01156, MN 025-999-498, NH 2249, NJ MA025, NY 12191, OR 4203, TX T104704583, VA 460311, WA C1104.

PAS-ELON East Longmeadow Facility – 39 Spruce St. East Longmeadow, MA 01028
CT PH-0821, ME MA00100, MI 9100, NC (DENR) 652, NC (DW) 25703, MA M-MA100, NH (Secondary) 2516, NH (Primary) 2557, NJ MA007, NY 10899, PA 68-05812, RI LAO00373, VA 460217, VT-255716, WV DEP 419, WV-DW 9979C, LA 05130, LA-DW LA042, MD-DW 373, OH 87781.

For a complete listing of analytes and methods, please contact your Project Manager.

CHAIN OF CUSTODY

PAGE 1 OF 1

Date Rec'd in Lab: 08/08/26

Pace Job #: L265/225

WESTBORO, MA
TEL: 508-898-9220
FAX: 508-898-9193

MANSFIELD, MA
TEL: 508-822-9300
FAX: 508-822-3288

Client Information

Client: Sunoco Pipeline(SPLP)
Address: 100 Green St
Marcus Hook, PA
Phone: 610-859-6297
Fax:
Email: bradford.fish@energytransfer.com
☐ These samples have been previously analyzed by Pace

Project Information

Project Name: E-25060-RL-2530065
Project Location: Washington Crossing, PA
Project #: 058161
Project Manager: Mark Schaeffer
Pace Quote #:

Turn-Around Time

☐ Standard ☒ RUSH (only confirmed if pre-approved)
Date Due: 5-day TAT Time:

Report Information - Data Deliverables

☐ FAX ☐ EMAIL
☐ ADEx ☐ Add'l Deliverables

Billing Information

☐ Same as Client info PO #:

Regulatory Requirements/Report Limits

State /Fed Program | Criteria

Other Project Specific Requirements/Comments/Detection Limits:
Data Package: Level IV including CTEH & Environemental Standards EDDs; Bill to SPLP; VOC8260 list – benzene, toluene, ethylbenzene, total xylenes, methyl tert-butyl ether (MTBE), naphthalene, isopropylbenzene, 1,3,5-trimethylbenzene, 1,2,4-trimethylbenzene, 1,2-dichloroethane (EDC)

Pace Lab ID (Lab Use Only)	Sample ID	Collection Date	Collection Time	Sample Matrix	Sampler's Initials	VOCs- USEPA 8260C	EDB- USEPA 8011	Lead(dissolved)- USEPA 6020B	Sample Specific Comments	Total # Bottles
51225-01	UMPA260807EB	8/07/26	1300	FB	ND	X	X	X	Equipment Blank	6

SAMPLE HANDLING
Filtration ☒ Done ☐ Not needed ☐ Lab to do
Preservation ☐ Lab to do (Please specify below)

Container Type	V	V	P
Preservative	B	H	C

1.5°C

Relinquished By:	Date/Time	Received By:	Date/Time
Anton Adams Antel & Stantec	8/07/26 1537	SSNR	8/7 26 @1532
SSNR	8/7 1851	SSNR Pace	8/7 1554
		1:1	8/7 19:40
			8/7 2200
			8/8 20

Please print clearly, legibly and completely. Samples can not be logged in and turnaround time clock will not start until any ambiguities are resolved. All samples submitted are subject to Pace's Terms and Conditions. See reverse side.

FORM NO: 01-01 (rev. 25-FEB-25)

Sample Delivery Group Summary

Pace Job Number : L2651225

Received : 07-AUG-2026
Reviewer : Gregory Ramos

Account Name : Stantec, Inc.
Project Number : 058161
Project Name : E-25060-RL-2530065

Delivery Information

Samples Delivered By : Pace Courier

Chain of Custody : Present

Cooler Information

Cooler	Seal/Seal#	Preservation	Temperature(°C)	Additional Information
A	Absent/	Ice	5.8	
B	Absent/	Ice	3.6	

Condition Information

1) All samples on COC received?	**YES**
2) Extra samples received?	**NO**
3) Are there any sample container discrepancies?	**NO**
4) Are there any discrepancies between COC & sample labels?	**NO**
5) Are samples in appropriate containers for requested analysis?	**YES**
6) Are samples properly preserved for requested analysis?	**YES**
7) Are samples within holding time for requested analysis?	**YES**
8) All sampling equipment returned?	**NA**

Volatile Organics/VPH

1) Reagent Water Vials Frozen by Client?	**NO**

ANALYTICAL REPORT

Lab Number:	L2651579
Client:	Stantec, Inc. 1060 Andrew Drive Suite 140 West Chester, PA 19380
ATTN:	Mark Schaeffer
Phone:	(610) 407-7943
Project Name:	E-25060-RL-2530065
Project Number:	058161
Report Date:	08/18/26

The original project report/data package is held by Pace Analytical Services. This report/data package is paginated and should be reproduced only in its entirety. Pace Analytical Services holds no responsibility for results and/or data that are not consistent with the original.

Eight Walkup Drive, Westborough, MA 01581-1019
508-898-9220 (Fax) 508-898-9193 800-624-9220 - www.alphalab.com

Project Name: E-25060-RL-2530065
Project Number: 058161

Lab Number: L2651579
Report Date: 08/18/26

Lab Sample ID	Client ID	Matrix	Sample Location	Collection Date/Time	Receive Date
L2651579-01	UMPA260810MW6D	WATER	LOWER BUCKS COUNTY	08/10/26 13:15	08/11/26

Project Name:	E-25060-RL-2530065	**Lab Number:**	L2651579
Project Number:	058161	**Report Date:**	08/18/26

Case Narrative

The samples were received in accordance with the Chain of Custody and no significant deviations were encountered during the preparation or analysis unless otherwise noted. Sample Receipt, Container Information, and the Chain of Custody are located at the back of the report.

Results contained within this report relate only to the samples submitted under this Pace Lab Number and meet NELAP requirements for all NELAP accredited parameters unless otherwise noted in the following narrative. The data presented in this report is organized by parameter (i.e. VOC, SVOC, etc.). Sample specific Quality Control data (i.e. Surrogate Spike Recovery) is reported at the end of the target analyte list for each individual sample, followed by the Laboratory Batch Quality Control at the end of each parameter. Tentatively Identified Compounds (TICs), if requested, are reported for compounds identified to be present and are not part of the method/program Target Compound List, even if only a subset of the TCL are being reported. If a sample was re-analyzed or re-extracted due to a required quality control corrective action and if both sets of data are reported, the Laboratory ID of the re-analysis or re-extraction is designated with an "R" or "RE", respectively.

When multiple Batch Quality Control elements are reported (e.g. more than one LCS), the associated samples for each element are noted in the grey shaded header line of each data table. Any Laboratory Batch, Sample Specific % recovery or RPD value that is outside the listed Acceptance Criteria is bolded in the report. In reference to questions H (CAM) or 4 (RCP) when "NO" is checked, the performance criteria for CAM and RCP methods allow for some quality control failures to occur and still be within method compliance. In these instances, the specific failure is not narrated but noted in the associated QC Outlier Summary Report, located directly after the Case Narrative. QC information is also incorporated in the Data Usability Assessment table (Format 11) of our Data Merger tool, where it can be reviewed in conjunction with the sample result, associated regulatory criteria and any associated data usability implications.

Soil/sediments and solids are reported on a dry weight basis unless otherwise noted. Tissues are reported "as received" or on a wet weight basis, unless otherwise noted. Definitions of all data qualifiers and acronyms used in this report are provided in the Glossary located at the back of the report.

HOLD POLICY - For samples submitted on hold, Pace's policy is to hold samples (with the exception of Air canisters) free of charge for 21 calendar days from the date the project is completed. After 21 calendar days, we will dispose of all samples submitted including those put on hold unless you have contacted your Pace Project Manager and made arrangements for Pace to continue to hold the samples. Air canisters will be disposed after 3 business days from the date the project is completed.

Please contact Project Management at 800-624-9220 with any questions.

Project Name:	E-25060-RL-2530065	**Lab Number:**	L2651579
Project Number:	058161	**Report Date:**	08/18/26

Case Narrative (continued)

Report Submission

All non-detect (ND) or estimated concentrations (J-qualified) have been quantitated to the limit noted in the MDL column.

I, the undersigned, attest under the pains and penalties of perjury that, to the best of my knowledge and belief and based upon my personal inquiry of those responsible for providing the information contained in this analytical report, such information is accurate and complete. This certificate of analysis is not complete unless this page accompanies any and all pages of this report.

Authorized Signature: Kelly O'Neill

Title: Technical Director/Representative

Date: 08/18/26

QC OUTLIER SUMMARY REPORT

Project Name: E-25060-RL-2530065

Project Number: 058161

Lab Number: L2651579

Report Date: 08/18/26

Method	Client ID (Native ID)	Lab ID	Parameter	QC Type	Recovery/RPD (%)	QC Limits (%)	Associated Samples	Data Quality Assessment

There are no QC Outliers associated with this report.

ORGANICS

VOLATILES

Project Name: E-25060-RL-2530065 **Lab Number:** L2651579

Project Number: 058161 **Report Date:** 08/18/26

SAMPLE RESULTS

Lab ID: L2651579-01
Client ID: UMPA260810MW6D
Sample Location: LOWER BUCKS COUNTY

Date Collected: 08/10/26 13:15
Date Received: 08/11/26
Field Prep: Refer to COC

Sample Depth:
Matrix: Water
Analytical Method: 1,8011
Analytical Date: 08/18/26 10:44
Analyst: HNY

Extraction Method: EPA 8011
Extraction Date: 08/18/26 08:51

Parameter	Result	Qualifier	Units	RL	MDL	Dilution Factor	Column
Microextractables by GC - Westborough Lab							
1,2-Dibromoethane	ND		ug/l	0.010	0.005	1	A

Project Name: E-25060-RL-2530065 **Lab Number:** L2651579

Project Number: 058161 **Report Date:** 08/18/26

SAMPLE RESULTS

Lab ID: L2651579-01 Date Collected: 08/10/26 13:15

Client ID: UMPA260810MW6D Date Received: 08/11/26

Sample Location: LOWER BUCKS COUNTY Field Prep: Refer to COC

Sample Depth:

Matrix: Water

Analytical Method: 1,8260D

Analytical Date: 08/13/26 15:55

Analyst: MJV

Parameter	Result	Qualifier	Units	RL	MDL	Dilution Factor
Volatile Organics by GC/MS - Westborough Lab						
Methyl tert butyl ether	ND		ug/l	1.0	0.17	1
Benzene	ND		ug/l	0.50	0.16	1
1,2-Dichloroethane	ND		ug/l	0.50	0.13	1
Toluene	ND		ug/l	0.75	0.20	1
Ethylbenzene	ND		ug/l	0.50	0.17	1
p/m-Xylene	ND		ug/l	1.0	0.33	1
o-Xylene	ND		ug/l	1.0	0.39	1
Xylenes, Total	ND		ug/l	1.0	0.33	1
Isopropylbenzene	ND		ug/l	0.50	0.19	1
1,3,5-Trimethylbenzene	ND		ug/l	2.5	0.22	1
1,2,4-Trimethylbenzene	ND		ug/l	2.5	0.19	1
Naphthalene	ND		ug/l	1.0	0.22	1

Surrogate	% Recovery	Qualifier	Acceptance Criteria
1,2-Dichloroethane-d4	129		70-130
Toluene-d8	101		70-130
4-Bromofluorobenzene	118		70-130
Dibromofluoromethane	113		70-130

Project Name: E-25060-RL-2530065 **Lab Number:** L2651579

Project Number: 058161 **Report Date:** 08/18/26

Method Blank Analysis
Batch Quality Control

Analytical Method: 1,8260D
Analytical Date: 08/13/26 08:54
Analyst: MJV

Parameter	Result	Qualifier	Units	RL	MDL
Volatile Organics by GC/MS - Westborough Lab for sample(s): 01 Batch: WG2255345-5					
Methyl tert butyl ether	ND		ug/l	1.0	0.17
Benzene	ND		ug/l	0.50	0.16
1,2-Dichloroethane	ND		ug/l	0.50	0.13
Toluene	ND		ug/l	0.75	0.20
Ethylbenzene	ND		ug/l	0.50	0.17
p/m-Xylene	ND		ug/l	1.0	0.33
o-Xylene	ND		ug/l	1.0	0.39
Xylenes, Total	ND		ug/l	1.0	0.33
Isopropylbenzene	ND		ug/l	0.50	0.19
1,3,5-Trimethylbenzene	ND		ug/l	2.5	0.22
1,2,4-Trimethylbenzene	ND		ug/l	2.5	0.19
Naphthalene	ND		ug/l	1.0	0.22

Surrogate	%Recovery	Qualifier	Acceptance Criteria
1,2-Dichloroethane-d4	123		70-130
Toluene-d8	101		70-130
4-Bromofluorobenzene	120		70-130
Dibromofluoromethane	106		70-130

Project Name: E-25060-RL-2530065 **Lab Number:** L2651579

Project Number: 058161 **Report Date:** 08/18/26

Method Blank Analysis
Batch Quality Control

Analytical Method: 1,8011
Analytical Date: 08/18/26 09:58
Analyst: HNY

Extraction Method: EPA 8011
Extraction Date: 08/18/26 08:51

Parameter	Result	Qualifier	Units	RL	MDL	
Microextractables by GC - Westborough Lab for sample(s): 01 Batch: WG2256743-1						
1,2-Dibromoethane	ND		ug/l	0.010	0.005	A

Lab Control Sample Analysis
Batch Quality Control

Project Name: E-25060-RL-2530065
Project Number: 058161
Lab Number: L2651579
Report Date: 08/18/26

Parameter	LCS %Recovery	Qual	LCSD %Recovery	Qual	%Recovery Limits	RPD	Qual	RPD Limits
Volatile Organics by GC/MS - Westborough Lab Associated sample(s): 01 Batch: WG2255345-3 WG2255345-4								
Methyl tert butyl ether	90		91		63-130	1		20
Benzene	110		100		70-130	10		20
1,2-Dichloroethane	120		120		70-130	0		20
Toluene	110		100		70-130	10		20
Ethylbenzene	110		100		70-130	10		20
p/m-Xylene	100		95		70-130	5		20
o-Xylene	100		95		70-130	5		20
Isopropylbenzene	110		100		70-130	10		20
1,3,5-Trimethylbenzene	120		100		64-130	18		20
1,2,4-Trimethylbenzene	110		100		70-130	10		20
Naphthalene	83		81		70-130	2		20

Surrogate	LCS %Recovery	Qual	LCSD %Recovery	Qual	Acceptance Criteria
1,2-Dichloroethane-d4	121		121		70-130
Toluene-d8	108		105		70-130
4-Bromofluorobenzene	117		115		70-130
Dibromofluoromethane	102		102		70-130

Lab Control Sample Analysis
Batch Quality Control

Project Name: E-25060-RL-2530065
Project Number: 058161
Lab Number: L2651579
Report Date: 08/18/26

Parameter	LCS %Recovery	Qual	LCSD %Recovery	Qual	%Recovery Limits	RPD	Qual	RPD Limits	Column
Microextractables by GC - Westborough Lab Associated sample(s): 01 Batch: WG2256743-2									
1,2-Dibromoethane	136		-		60-140	-			A

Matrix Spike Analysis

Batch Quality Control

Project Name: E-25060-RL-2530065

Project Number: 058161

Lab Number: L2651579

Report Date: 08/18/26

Parameter	Native Sample	MS Added	MS Found	MS %Recovery	Qual	MSD Found	MSD %Recovery	Qual	Recovery Limits	RPD	Qual	RPD Limits	Column
Microextractables by GC - Westborough Lab Associated sample(s): 01 QC Batch ID: WG2256743-3 QC Sample: L2651579-01 Client ID: UMPA260810MW6D													
1,2-Dibromoethane	ND	0.199	0.244	123		-	-		60-140	-			A

METALS

Project Name: E-25060-RL-2530065 **Lab Number:** L2651579

Project Number: 058161 **Report Date:** 08/18/26

SAMPLE RESULTS

Lab ID: L2651579-01 Date Collected: 08/10/26 13:15

Client ID: UMPA260810MW6D Date Received: 08/11/26

Sample Location: LOWER BUCKS COUNTY Field Prep: Refer to COC

Sample Depth:

Matrix: Water

Parameter	Result	Qualifier	Units	RL	MDL	Dilution Factor	Date Prepared	Date Analyzed	Prep Method	Analytical Method	Analyst
Dissolved Metals - Mansfield Lab											
Lead, Dissolved	ND		ug/l	1.000	0.3430	1	08/12/26 21:42	08/13/26 10:03	EPA 3005A	1,6020B	CEY

Project Name: E-25060-RL-2530065 **Lab Number:** L2651579

Project Number: 058161 **Report Date:** 08/18/26

Method Blank Analysis
Batch Quality Control

Parameter	Result	Qualifier	Units	RL	MDL	Dilution Factor	Date Prepared	Date Analyzed	Analytical Method	Analyst
Dissolved Metals - Mansfield Lab for sample(s): 01 Batch: WG2254640-1										
Lead, Dissolved	ND		ug/l	1.000	0.3430	1	08/12/26 21:42	08/13/26 08:38	1,6020B	CEY

Prep Information

Digestion Method: EPA 3005A

Lab Control Sample Analysis
Batch Quality Control

Project Name: E-25060-RL-2530065
Project Number: 058161
Lab Number: L2651579
Report Date: 08/18/26

Parameter	LCS %Recovery	Qual	LCSD %Recovery	Qual	%Recovery Limits	RPD	Qual	RPD Limits
Dissolved Metals - Mansfield Lab Associated sample(s): 01 Batch: WG2254640-2								
Lead, Dissolved	101		-		80-120	-		

Matrix Spike Analysis
Batch Quality Control

Project Name: E-25060-RL-2530065
Project Number: 058161
Lab Number: L2651579
Report Date: 08/18/26

Parameter	Native Sample	MS Added	MS Found	MS %Recovery	Qual	MSD Found	MSD %Recovery	Qual	Recovery Limits	RPD	Qual	RPD Limits
Dissolved Metals - Mansfield Lab Associated sample(s): 01 QC Batch ID: WG2254640-3 QC Sample: L2649457-04 Client ID: MS Sample												
Lead, Dissolved	ND	530	531.4	100		-	-		75-125	-		

Lab Duplicate Analysis

Batch Quality Control

Project Name: E-25060-RL-2530065

Project Number: 058161

Lab Number: L2651579

Report Date: 08/18/26

Parameter	Native Sample	Duplicate Sample	Units	RPD	Qual	RPD Limits
Dissolved Metals - Mansfield Lab Associated sample(s): 01 QC Batch ID: WG2254640-4 QC Sample: L2649457-04 Client ID: DUP Sample						
Lead, Dissolved	ND	ND	ug/l	NC		20

Project Name: E-25060-RL-2530065
Project Number: 058161

Lab Number: L2651579
Report Date: 08/18/26

Sample Receipt and Container Information

Were project specific reporting limits specified? YES

Cooler Information

Cooler	Custody Seal
A	Absent

Container Information

Container ID	Container Type	Cooler	Initial pH	Final pH	Temp deg C	Pres	Seal	Frozen Date/Time	Analysis(*)
L2651579-01A	Vial HCl preserved	NA	NA			Y	Absent		PA-8260(14)
L2651579-01B	Vial HCl preserved	NA	NA			Y	Absent		PA-8260(14)
L2651579-01C	Vial HCl preserved	NA	NA			Y	Absent		PA-8260(14)
L2651579-01D	Vial Na2S2O3 preserved	NA	NA			Y	Absent		8011(14)
L2651579-01E	Vial Na2S2O3 preserved	NA	NA			Y	Absent		8011(14)
L2651579-01F	Plastic 250ml HNO3 preserved	NA	<2	<2		Y	Absent		PB-6020S-PPB(180)

*Values in parentheses indicate holding time in days

Project Name: E-25060-RL-2530065 **Lab Number:** L2651579

Project Number: 058161 **Report Date:** 08/18/26

GLOSSARY

Acronyms

DL	- Detection Limit: This value represents the level to which target analyte concentrations are reported as estimated values, when those target analyte concentrations are quantified below the limit of quantitation (LOQ). The DL includes any adjustments from dilutions, concentrations or moisture content, where applicable. (DoD report formats only.)
EDL	- Estimated Detection Limit: This value represents the level to which target analyte concentrations are reported as estimated values, when those target analyte concentrations are quantified below the reporting limit (RL). The EDL includes any adjustments from dilutions, concentrations or moisture content, where applicable. The use of EDLs is specific to the analysis of PAHs using Solid-Phase Microextraction (SPME).
EMPC	- Estimated Maximum Possible Concentration: The concentration that results from the signal present at the retention time of an analyte when the ions meet all of the identification criteria except the ion abundance ratio criteria. An EMPC is a worst-case estimate of the concentration.
EPA	- Environmental Protection Agency.
LCS	- Laboratory Control Sample: A sample matrix, free from the analytes of interest, spiked with verified known amounts of analytes or a material containing known and verified amounts of analytes.
LCSD	- Laboratory Control Sample Duplicate: Refer to LCS.
LFB	- Laboratory Fortified Blank: A sample matrix, free from the analytes of interest, spiked with verified known amounts of analytes or a material containing known and verified amounts of analytes.
LOD	- Limit of Detection: This value represents the level to which a target analyte can reliably be detected for a specific analyte in a specific matrix by a specific method. The LOD includes any adjustments from dilutions, concentrations or moisture content, where applicable. (DoD report formats only.)
LOQ	- Limit of Quantitation: The value at which an instrument can accurately measure an analyte at a specific concentration. The LOQ includes any adjustments from dilutions, concentrations or moisture content, where applicable. (DoD report formats only.) Limit of Quantitation: The value at which an instrument can accurately measure an analyte at a specific concentration. The LOQ includes any adjustments from dilutions, concentrations or moisture content, where applicable. (DoD report formats only.)
MDL	- Method Detection Limit: This value represents the level to which target analyte concentrations are reported as estimated values, when those target analyte concentrations are quantified below the reporting limit (RL). The MDL includes any adjustments from dilutions, concentrations or moisture content, where applicable.
MS	- Matrix Spike Sample: A sample prepared by adding a known mass of target analyte to a specified amount of matrix sample for which an independent estimate of target analyte concentration is available. For Method 332.0, the spike recovery is calculated using the native concentration, including estimated values.
MSD	- Matrix Spike Sample Duplicate: Refer to MS.
NA	- Not Applicable.
NC	- Not Calculated: Term is utilized when one or more of the results utilized in the calculation are non-detect at the parameter's reporting unit.
NDPA/DPA	- N-Nitrosodiphenylamine/Diphenylamine.
NI	- Not Ignitable.
NP	- Non-Plastic: Term is utilized for the analysis of Atterberg Limits in soil.
NR	- No Results: Term is utilized when 'No Target Compounds Requested' is reported for the analysis of Volatile or Semivolatile Organic TIC only requests.
RL	- Reporting Limit: The value at which an instrument can accurately measure an analyte at a specific concentration. The RL includes any adjustments from dilutions, concentrations or moisture content, where applicable.
RPD	- Relative Percent Difference: The results from matrix and/or matrix spike duplicates are primarily designed to assess the precision of analytical results in a given matrix and are expressed as relative percent difference (RPD). Values which are less than five times the reporting limit for any individual parameter are evaluated by utilizing the absolute difference between the values; although the RPD value will be provided in the report.
SRM	- Standard Reference Material: A reference sample of a known or certified value that is of the same or similar matrix as the associated field samples.
STLP	- Semi-dynamic Tank Leaching Procedure per EPA Method 1315.
TEF	- Toxic Equivalency Factors: The values assigned to each dioxin and furan to evaluate their toxicity relative to 2,3,7,8-TCDD.
TEQ	- Toxic Equivalent: The measure of a sample's toxicity derived by multiplying each dioxin and furan by its corresponding TEF and then summing the resulting values.
TIC	- Tentatively Identified Compound: A compound that has been identified to be present and is not part of the target compound list (TCL) for the method and/or program. All TICs are qualitatively identified and reported as estimated concentrations.

Report Format: DU Report with 'J' Qualifiers

Project Name:	E-25060-RL-2530065	**Lab Number:**	L2651579
Project Number:	058161	**Report Date:**	08/18/26

Footnotes

1 - The reference for this analyte should be considered modified since this analyte is absent from the target analyte list of the original method.

Terms

Analytical Method: Both the document from which the method originates and the analytical reference method. (Example: EPA 8260B is shown as 1,8260B.) The codes for the reference method documents are provided in the References section of the Addendum.

Chlordane: The target compound Chlordane (CAS No. 57-74-9) is reported for GC ECD analyses. Per EPA,this compound "refers to a mixture of chlordane isomers, other chlorinated hydrocarbons and numerous other components." (Reference: USEPA Toxicological Review of Chlordane, In Support of Summary Information on the Integrated Risk Information System (IRIS), December 1997.)

Difference: With respect to Total Oxidizable Precursor (TOP) Assay analysis, the difference is defined as the Post-Treatment value minus the Pre-Treatment value.

Final pH: As it pertains to Sample Receipt & Container Information section of the report, Final pH reflects pH of container determined after adjustment at the laboratory, if applicable. If no adjustment required, value reflects Initial pH.

Frozen Date/Time: With respect to Volatile Organics in soil, Frozen Date/Time reflects the date/time at which associated Reagent Water-preserved vials were initially frozen. Note: If frozen date/time is beyond 48 hours from sample collection, value will be reflected in 'bold'.

Gasoline Range Organics (GRO): Gasoline Range Organics (GRO) results include all chromatographic peaks eluting from Methyl tert butyl ether through Naphthalene, with the exception of GRO analysis in support of State of Ohio programs, which includes all chromatographic peaks eluting from Hexane through Dodecane.

Initial pH: As it pertains to Sample Receipt & Container Information section of the report, Initial pH reflects pH of container determined upon receipt, if applicable.

PAH Total: With respect to Alkylated PAH analyses, the 'PAHs, Total' result is defined as the summation of results for all or a subset of the following compounds: Naphthalene, C1-C4 Naphthalenes, 2-Methylnaphthalene, 1-Methylnaphthalene, Biphenyl, Acenaphthylene, Acenaphthene, Fluorene, C1-C3 Fluorenes, Phenanthrene, C1-C4 Phenanthrenes/Anthracenes, Anthracene, Fluoranthene, Pyrene, C1-C4 Fluoranthenes/Pyrenes, Benz(a)anthracene, Chrysene, C1-C4 Chrysenes, Benzo(b)fluoranthene, Benzo(j)+(k)fluoranthene, Benzo(e)pyrene, Benzo(a)pyrene, Perylene, Indeno(1,2,3-cd)pyrene, Dibenz(ah)+(ac)anthracene, Benzo(g,h,i)perylene. If a 'Total' result is requested, the results of its individual components will also be reported.

PFAS Total: With respect to PFAS analyses, the 'PFAS, Total (5)' result is defined as the summation of results for: PFHpA, PFHxS, PFOA, PFNA and PFOS. In addition, the 'PFAS, Total (6)' result is defined as the summation of results for: PFHpA, PFHxS, PFOA, PFNA, PFDA and PFOS. For MassDEP DW compliance analysis only, the 'PFAS, Total (6)' result is defined as the summation of results at or above the RL. Note: If a 'Total' result is requested, the results of its individual components will also be reported.

Total: With respect to Organic analyses, a 'Total' result is defined as the summation of results for individual isomers or Aroclors. If a 'Total' result is requested, the results of its individual components will also be reported. This is applicable to 'Total' results for methods 8260, 8081 and 8082.

Data Qualifiers

A - Spectra identified as "Aldol Condensates" are byproducts of the extraction/concentration procedures when acetone is introduced in the process.

B - The analyte was detected above the reporting limit in the associated method blank. Flag only applies to associated field samples that have detectable concentrations of the analyte at less than ten times (10x) the concentration found in the blank. For MCP-related projects, flag only applies to associated field samples that have detectable concentrations of the analyte at less than ten times (10x) the concentration found in the blank. For DOD-related projects, flag only applies to associated field samples that have detectable concentrations of the analyte at less than ten times (10x) the concentration found in the blank AND the analyte was detected above one-half the reporting limit (or above the reporting limit for common lab contaminants) in the associated method blank. For NJ-Air-related projects, flag only applies to associated field samples that have detectable concentrations of the analyte above the reporting limit. For NJ-related projects (excluding Air), flag only applies to associated field samples that have detectable concentrations of the analyte, which was detected above the reporting limit in the associated method blank or above five times the reporting limit for common lab contaminants (Phthalates, Acetone, Methylene Chloride, 2-Butanone).

C - Co-elution: The target analyte co-elutes with a known lab standard (i.e. surrogate, internal standards, etc.) for co-extracted analyses.

D - Concentration of analyte was quantified from diluted analysis. Flag only applies to field samples that have detectable concentrations of the analyte.

E - Concentration of analyte exceeds the range of the calibration curve and/or linear range of the instrument.

F - The ratio of quantifier ion response to qualifier ion response falls outside of the laboratory criteria. Results are considered to be an estimated maximum concentration.

G - The concentration may be biased high due to matrix interferences (i.e, co-elution) with non-target compound(s). The result should be considered estimated.

H - The analysis of pH was performed beyond the regulatory-required holding time of 15 minutes from the time of sample collection.

I - The lower value for the two columns has been reported due to obvious interference.

J - Estimated value. The Target analyte concentration is below the quantitation limit (RL), but above the Method Detection Limit (MDL) or Estimated Detection Limit (EDL) for SPME-related analyses. This represents an estimated concentration for Tentatively Identified Compounds (TICs). For calculated parameters, this represents that one or more values used in the calculation were

Project Name:	E-25060-RL-2530065	**Lab Number:**	L2651579
Project Number:	058161	**Report Date:**	08/18/26

Data Qualifiers

estimated.

M - Reporting Limit (RL) exceeds the MCP CAM Reporting Limit for this analyte.

ND - Not detected at the method detection limit (MDL) for the sample, or estimated detection limit (EDL) for SPME-related analyses.

NJ - Presumptive evidence of compound. This represents an estimated concentration for Tentatively Identified Compounds (TICs), where the identification is based on a mass spectral library search.

P - The RPD between the results for the two columns exceeds the method-specified criteria.

Q - The quality control sample exceeds the associated acceptance criteria. For DOD-related projects, LCS and/or Continuing Calibration Standard exceedences are also qualified on all associated sample results. Note: This flag is not applicable for matrix spike recoveries when the sample concentration is greater than 4x the spike added or for batch duplicate RPD when the sample concentrations are less than 5x the RL. (Metals only.)

R - Analytical results are from sample re-analysis.

RE - Analytical results are from sample re-extraction.

S - Analytical results are from modified screening analysis.

V - The surrogate associated with this target analyte has a recovery outside the QC acceptance limits. (Applicable to MassDEP DW Compliance samples only.)

Z - The batch matrix spike and/or duplicate associated with this target analyte has a recovery/RPD outside the QC acceptance limits. (Applicable to MassDEP DW Compliance samples only.)

Project Name: E-25060-RL-2530065 **Lab Number:** L2651579
Project Number: 058161 **Report Date:** 08/18/26

REFERENCES

1 Test Methods for Evaluating Solid Waste: Physical/Chemical Methods. EPA SW-846. Third Edition. Updates I - VI, 2018.

LIMITATION OF LIABILITIES

Pace Analytical Services performs services with reasonable care and diligence normal to the analytical testing laboratory industry. In the event of an error, the sole and exclusive responsibility of Pace Analytical Services shall be to re-perform the work at it's own expense. In no event shall Pace Analytical Services be held liable for any incidental, consequential or special damages, including but not limited to, damages in any way connected with the use of, interpretation of, information or analysis provided by Pace Analytical Services.

We strongly urge our clients to comply with EPA protocol regarding sample volume, preservation, cooling, containers, sampling procedures, holding time and splitting of samples in the field.

ENV-FORM-WES2-0065 v03 Certificate/Approval Program Summary

Certification Information

The following analytes are not included in our Primary NELAP Scope of Accreditation:

PAS-WES2 Westborough Facility – 8 Walkup Dr. Westborough, MA 01581
EPA 8260D: NPW: 1,2,4,5-Tetramethylbenzene; 4-Ethyltoluene; SCM: Iodomethane (methyl iodide), 1,2,4,5-Tetramethylbenzene; 4-Ethyltoluene.
EPA 8270E: NPW: Dimethylnaphthalene,1,4-Diphenylhydrazine, alpha-Terpineol, Azobenzene; SCM: Dimethylnaphthalene,1,4-Diphenylhydrazine.
SM4500: NPW: Amenable Cyanide; SCM: Total Phosphorus, TKN, NO2, NO3.

PAS-MANS Mansfield Facility – 320 Forbes Blvd. Mansfield, MA 02048
SM 2540D: TSS.
Biological Tissue Matrix: EPA 3050B

PAS-MAN1 Mansfield Facility – 120 Forbes Blvd. Mansfield, MA 02048
EPA TO-15: Halothane, 2,4,4-Trimethyl-2-pentene, 2,4,4-Trimethyl-1-pentene, Thiophene, 2-Methylthiophene, 3-Methylthiophene, 2-Ethylthiophene, 1,2,3-Trimethylbenzene, Indan, Indene, 1,2,4,5-Tetramethylbenzene, Benzothiophene, 1-Methylnaphthalene.
MADEP-APH.

PAS-ELON East Longmeadow Facility – 39 Spruce Street East Longmeadow, MA 01028
EPA 524.2: 1,3,5-Trichlorobenzene, m/p-Xylene, o-xylene.
EPA 625.1: 1,2-Dichlorobenzene, 1,3-Dichlorobenzene, 1,4-Dichlorobenzene, N-Nitrosodiphenylamine**.**
EPA 8081B NPW and SCM: Alachlor, Endrin Ketone, Hexachlorobenzene.
EPA 8260D NPW: Tetrahydrofuran, 1,3,5-Trichlorobenzene; **SCM:** TAME, TBEE, Diethyl ether, DIPE, Tetrahydrofuran. 1,3,5-Trichlorobenzene, Freon-113**.**
EPA 8270E: NPW: Carbazole, 1-Methylnaphthalene, Pentachloronitrobenzene; **SCM:** Carbazole, 1-Methylnaphthalene**.**
EPA TO-13: Air: Benzo(e)pyrene, 1-Methylnaphthalene, 2-Methylnaphthalene, Perylene.
EPA TO-4A Pesticide Air: delta-BHC, Endosulfan I, Endosulfan II, Endosulfan Sulfate, Endrin, Endrin Aldehyde, Endrin Ketone, Hexachlorobenzene, Methoxychlor.
SM4500: NPW: Amenable Cyanide; **SCM:** Total Phosphorus, TKN, NH3, NECi: NO2, NO3, ASTMD516**.**

The following test method is not included in our New Jersey Secondary NELAP Scope of Accreditation:

PAS-MANS Mansfield Facility – 320 Forbes Blvd. Mansfield, MA 02048
Determination of Selected Perfluorinated Alkyl Substances by Solid Phase Extraction and Liquid Chromatography/Tandem Mass Spectrometry Isotope Dilution (via Alpha SOP 23528)

The following analytes are included in our Massachusetts DEP Scope of Accreditation:

PAS-WES2 Westborough Facility – 8 Walkup Dr. Westborough, MA 01581

Drinking Water
EPA 300.0: Chloride, Nitrate-N, Fluoride, Sulfate; **EPA 353.2**: Nitrate-N, Nitrite-N; **SM4500NO3-F**: Nitrate-N, Nitrite-N; **SM4500F-C, SM4500CN-CE, EPA 180.1, SM2130B, SM4500Cl-D, SM2320B, SM2540C, SM4500H-B, SM4500NO2-B**
EPA 504.1: EDB, DBCP.
Microbiology: **SM9215B; SM9223-P/A, SM9223B-Colilert-QT,**.

Non-Potable Water
SM4500H,B, EPA 120.1, SM2510B, SM2540C, SM2320B, SM4500CL-E, SM4500F-BC, SM4500NH3-BH: Ammonia-N and Kjeldahl-N, **EPA 350.1**: Ammonia-N, **LACHAT 10-107-06-1-B**: Ammonia-N, **EPA 351.1, SM4500NO3-F, EPA 353.2**: Nitrate-N**, SM4500P-E, SM4500P-B, E, SM4500SO4-E, SM5220D, EPA 410.4, SM5210B, SM4500CL-G, EPA 1664, EPA 420.1, SM4500-CN-CE, SM2540D, EPA 300: Chloride, Sulfate, Nitrate.**
Microbiology: **SM9223B-Colilert-QT; Enterolert-QT.**

PAS-MANS Mansfield Facility – 320 Forbes Blvd. Mansfield, MA 02048

Drinking Water
EPA 200.7: Al, Ba, Cd, Cr, Cu, Fe, Mn, Ni, Na, Ag, Ca, Zn. **EPA 200.8:** Al, Sb, As, Ba, Be, Cd, Cr, Cu, Pb, Mn, Ni, Se, Ag, TL, Zn. **EPA 245.1** Hg.
EPA 522, EPA 537.1.

Non-Potable Water
EPA 200.7: Al, Sb, As, Be, Cd, Ca, Cr, Co, Cu, Fe, Pb, Mg, Mn, Mo, Ni, K, Se, Ag, Na, Sr, TL, Ti, V, Zn.
EPA 200.8: Al, Sb**,** As, Be, Cd, Ca, Cr, Cu, Fe, Pb, Mg, Mn, Ni, K, Se, Ag, Na, TL, Zn.
EPA 245.1: Hg. **EPA 245.7:** Hg.
SM2340B

ENV-FORM-WES2-0065 v03 Certificate/Approval Program Summary

PAS-ELON East Longmeadow Facility – 39 Spruce Street East Longmeadow, MA 01028

Drinking Water
EPA 300.0: NO3, NO2, Fl, Cl, SO4. **NECI Reductase**: NO3, NO2.
SM4500F-C, SM4500Cl-B, SM4500CN-C,E, EPA 180.1, SM2320B, SM 2540C, SM4500H-B, SM4500SO4-E.
EPA 537.1; EPA 524.2: THMs and VOCs; **EPA 504.1:** EDB, DBCP.
Microbiology: SM9223-P/A: TC/EC; SM9223B-Colilert-enumeration: TC/EC; HPC-Simplate.

Non-Potable Water
SM4500H-B, SM2510B, SM2540C, SM2320B, SM4500Cl-B, SM4500NH3-B, C, EPA 350.1, NECi: NO3, **SM4500NH3-B, C: TKN, SM4500P-E: Ortho Phosphate, SM4500P-B, E: Total Phosphorus, EPA 410.4, SM5210B, SM5310C, SM4500CN-C, E, SM2540D, SM4500Cl-G, SM4500SO4-E, EPA 1664, EPA 420.1, EPA 300.0:** Cl, SO4, NO3.
EPA 624.1: Volatile Halocarbons, Volatile Aromatics.
EPA 608.3: Chlordane, Toxaphene, Aldrin, Alpha-BHC, Beta-BHC, Gamma-BHC, Delta-BHC, Dieldrin, DDD, DDE, DDT, Endosulfan I, Endosulfan II, Endosulfan Sulfate, Endrin, Endrin Aldehyde, Heptachlor, Heptachlor Epoxide, PCBs.
EPA 625.1: SVOC-Acid Extractables and Base/Neutrals
Microbiology: SM9223B-Colilert: E. coli (Ambient and Wastewater), **SM9223B-Colilert-18:** Fecal Coliform (Wastewater).

Certification IDs:

PAS-WES2 Westborough Facility – 8 Walkup Dr. Westborough, MA 01581
CT PH-0826, IL 200077, IN C-MA-03, KY KY98045, ME MA00086, MD 348, MA M-MA086, NH 2064, NJ MA935, NY 11148, NC (NPW/SCM) 666, OR MA-1316, PA 68-03671, RI LAO00065, TX T104704476, VT VT-0935, VA 460195.

PAS-MANS Mansfield Facility – 320 Forbes Blvd. Mansfield, MA 02048
ANAB/DoD L2474, CA 3117, CO MA00030, CT PH-0825, IL 200081, IN C-MA-04, KY KY98046, LA 85084, ME MA00030, MD 350, MA M-MA00030, MI 9110, MN 025-999-495, NV MA00030, NH 2062, NJ MA015, NY 11627, NC (NPW/SCM) 685, OR MA-0262, PA 68-02089, RI LAO00299, TX T-104704419, UT MA00030, VT VT-0015, VA 460194, WA C954.

PAS-MAN1 Mansfield Air Lab Facility – 120 Forbes Blvd. Mansfield, MA 02048
ANAB/DoD L2474, LA 245052, ME MA01156, MN 025-999-498, NH 2249, NJ MA025, NY 12191, OR 4203, TX T104704583, VA 460311, WA C1104.

PAS-ELON East Longmeadow Facility – 39 Spruce St. East Longmeadow, MA 01028
CT PH-0821, ME MA00100, MI 9100, NC (DENR) 652, NC (DW) 25703, MA M-MA100, NH (Secondary) 2516, NH (Primary) 2557, NJ MA007, NY 10899, PA 68-05812, RI LAO00373, VA 460217, VT-255716, WV DEP 419, WV-DW 9979C, LA 05130, LA-DW LA042, MD-DW 373, OH 87781.

For a complete listing of analytes and methods, please contact your Project Manager.

CHAIN OF CUSTODY

PAGE 1 OF 1

Date Rec'd in Lab:

L2651579

Pace
WESTBORO, MA TEL: 508-898-9220 FAX: 508-898-9193
MANSFIELD, MA TEL: 508-822-9300 FAX: 508-822-3288

Client Information

Client: STANTEC-CTEH C/O
Address: 1060 Andrew Drive
West Chester, PA 19344
Phone: 610-840-2552
Fax: 610-840-2501
Email: mark.schaeffer@stantec.com
☐ These samples have been previously analyzed by Pace

Project Information

Project Name: E-25060-RL-2530065
Project Location: Lower Bucks County
Project #: 058161
Project Manager: Mark Schaeffer
Pace Quote #:

Turn-Around Time

☐ Standard ☒ RUSH (pre-approved by Pace only)
Date Due: 5-day TAT Time:

Report Information - Data Deliverables

☐ FAX ☐ EMAIL
☐ ADEx ☐ Add'l Deliverables

Billing Information

☐ Same as Client info PO # 112213707
Stacy Boultinghouse-Abshier, Sunoco

Regulatory Requirements/Report Limits

State /Fed Program: | Criteria: FULL LEVEL 4 DATA PACKAGE

Additional Reporting to: CTEH_deliverables@envstd.com, labresults@cteh.com, bradford.fish@energytransfer.com

Other Project Specific Requirements/Comments/Detection Limits:
Data Package: Level IV including CTEH & Environemental Standards EDDs; Bill to SPLP; VOC8260 list – benzene, toluene, ethylbenzene, total xylenes, methyl tert-butyl ether (MTBE), naphthalene, isopropylbenzene, 1,3,5-trimethylbenzene, 1,2,4-trimethylbenzene, 1,2-dichloroethane (EDC)

Pace Lab ID (Lab Use Only)	Sample ID	Collection Date	Collection Time	Sample Matrix	Sampler's Initials	VOCs- USEPA 8260C	EDB- USEPA 8011	Lead(dissolved)- USEPA 6020B	Sample Specific Comments	TOTAL # BOTTLES
	UMPA260810MW6D	8/11/26	1315	GW	ND	X	X	X	6 total bottles	6
	UMPA260810TB	—	ND	TB	—	X	X		Trip Blank	4

SAMPLE HANDLING
Filtration: ☒ Done ☐ Not needed ☐ Lab to do
Preservation: ☐ Lab to do (Please specify below)

Container Type	V	V	P
Preservative	B	H	C

Please print clearly, legibly and completely. Samples can not be logged in and turnaround time clock will not start until any ambiguities are resolved. All samples submitted are subject to Pace's Terms and Conditions. See reverse side.

Relinquished By:	Date/Time	Received By:	Date/Time
Nick Dagon Pace	8/11/26 1110	Pace	8/11/26 1110
J. Sep Pace	8/11/26 13:57	J. Sep Pace	08/11/26 13:57
J. Sep Pace	08/11/26	Pace	8/11 18:30
			8/11 2200
	8/12 100		08/12/26 0100

Sample Delivery Group Summary

Pace Job Number : L2651579

Received : 11-AUG-2026
Reviewer : Monique Irving

Account Name : Stantec, Inc.
Project Number : 058161
Project Name : E-25060-RL-2530065

Delivery Information

Samples Delivered By : Pace Courier

Chain of Custody : Present

Cooler Information

Cooler	Seal/Seal#	Preservation	Temperature(°C)	Additional Information
A	Absent/	Ice	3.8	

Condition Information

1) All samples on COC received?	**YES**
2) Extra samples received?	**NO**
3) Are there any sample container discrepancies?	**NO**
4) Are there any discrepancies between COC & sample labels?	**NO**
5) Are samples in appropriate containers for requested analysis?	**YES**
6) Are samples properly preserved for requested analysis?	**YES**
7) Are samples within holding time for requested analysis?	**YES**
8) All sampling equipment returned?	**NA**

Volatile Organics/VPH

1) Reagent Water Vials Frozen by Client?	**NO**

ANALYTICAL REPORT

Lab Number:	L2651580
Client:	Stantec, Inc. 1060 Andrew Drive Suite 140 West Chester, PA 19380
ATTN:	Mark Schaeffer
Phone:	(610) 407-7943
Project Name:	E-25060-RL-2530065
Project Number:	058161
Report Date:	08/18/26

The original project report/data package is held by Pace Analytical Services. This report/data package is paginated and should be reproduced only in its entirety. Pace Analytical Services holds no responsibility for results and/or data that are not consistent with the original.

Eight Walkup Drive, Westborough, MA 01581-1019
508-898-9220 (Fax) 508-898-9193 800-624-9220 - www.alphalab.com

Project Name: E-25060-RL-2530065
Project Number: 058161

Lab Number: L2651580
Report Date: 08/18/26

Lab Sample ID	Client ID	Matrix	Sample Location	Collection Date/Time	Receive Date
L2651580-01	UMPA260810TB	TRIP BLANK (AQUEOUS)	LOWER BUCKS COUNTY	08/10/26 00:00	08/11/26

Project Name:	E-25060-RL-2530065	**Lab Number:**	L2651580
Project Number:	058161	**Report Date:**	08/18/26

Case Narrative

The samples were received in accordance with the Chain of Custody and no significant deviations were encountered during the preparation or analysis unless otherwise noted. Sample Receipt, Container Information, and the Chain of Custody are located at the back of the report.

Results contained within this report relate only to the samples submitted under this Pace Lab Number and meet NELAP requirements for all NELAP accredited parameters unless otherwise noted in the following narrative. The data presented in this report is organized by parameter (i.e. VOC, SVOC, etc.). Sample specific Quality Control data (i.e. Surrogate Spike Recovery) is reported at the end of the target analyte list for each individual sample, followed by the Laboratory Batch Quality Control at the end of each parameter. Tentatively Identified Compounds (TICs), if requested, are reported for compounds identified to be present and are not part of the method/program Target Compound List, even if only a subset of the TCL are being reported. If a sample was re-analyzed or re-extracted due to a required quality control corrective action and if both sets of data are reported, the Laboratory ID of the re-analysis or re-extraction is designated with an "R" or "RE", respectively.

When multiple Batch Quality Control elements are reported (e.g. more than one LCS), the associated samples for each element are noted in the grey shaded header line of each data table. Any Laboratory Batch, Sample Specific % recovery or RPD value that is outside the listed Acceptance Criteria is bolded in the report. In reference to questions H (CAM) or 4 (RCP) when "NO" is checked, the performance criteria for CAM and RCP methods allow for some quality control failures to occur and still be within method compliance. In these instances, the specific failure is not narrated but noted in the associated QC Outlier Summary Report, located directly after the Case Narrative. QC information is also incorporated in the Data Usability Assessment table (Format 11) of our Data Merger tool, where it can be reviewed in conjunction with the sample result, associated regulatory criteria and any associated data usability implications.

Soil/sediments and solids are reported on a dry weight basis unless otherwise noted. Tissues are reported "as received" or on a wet weight basis, unless otherwise noted. Definitions of all data qualifiers and acronyms used in this report are provided in the Glossary located at the back of the report.

HOLD POLICY - For samples submitted on hold, Pace's policy is to hold samples (with the exception of Air canisters) free of charge for 21 calendar days from the date the project is completed. After 21 calendar days, we will dispose of all samples submitted including those put on hold unless you have contacted your Pace Project Manager and made arrangements for Pace to continue to hold the samples. Air canisters will be disposed after 3 business days from the date the project is completed.

Please contact Project Management at 800-624-9220 with any questions.

Project Name:	E-25060-RL-2530065	**Lab Number:**	L2651580
Project Number:	058161	**Report Date:**	08/18/26

Case Narrative (continued)

Report Submission

All non-detect (ND) or estimated concentrations (J-qualified) have been quantitated to the limit noted in the MDL column.

I, the undersigned, attest under the pains and penalties of perjury that, to the best of my knowledge and belief and based upon my personal inquiry of those responsible for providing the information contained in this analytical report, such information is accurate and complete. This certificate of analysis is not complete unless this page accompanies any and all pages of this report.

Authorized Signature: Kelly O'Neill

Title: Technical Director/Representative

Date: 08/18/26

QC OUTLIER SUMMARY REPORT

Project Name: E-25060-RL-2530065

Project Number: 058161

Lab Number: L2651580

Report Date: 08/18/26

Method	Client ID (Native ID)	Lab ID	Parameter	QC Type	Recovery/RPD (%)	QC Limits (%)	Associated Samples	Data Quality Assessment
Volatile Organics by GC/MS - Westborough Lab								
8260D	UMPA260810TB	L2651580-01	1,2-Dichloroethane-d4	Surrogate	132	70-130	-	potential high bias

ORGANICS

VOLATILES

Project Name: E-25060-RL-2530065 **Lab Number:** L2651580

Project Number: 058161 **Report Date:** 08/18/26

SAMPLE RESULTS

Lab ID: L2651580-01
Client ID: UMPA260810TB
Sample Location: LOWER BUCKS COUNTY

Date Collected: 08/10/26 00:00
Date Received: 08/11/26
Field Prep: None

Sample Depth:
Matrix: Trip Blank (Aqueous)
Analytical Method: 1,8011
Analytical Date: 08/18/26 10:56
Analyst: HNY

Extraction Method: EPA 8011
Extraction Date: 08/18/26 08:51

Parameter	Result	Qualifier	Units	RL	MDL	Dilution Factor	Column
Microextractables by GC - Westborough Lab							
1,2-Dibromoethane	ND		ug/l	0.010	0.005	1	A

Project Name: E-25060-RL-2530065 **Lab Number:** L2651580

Project Number: 058161 **Report Date:** 08/18/26

SAMPLE RESULTS

Lab ID: L2651580-01 Date Collected: 08/10/26 00:00

Client ID: UMPA260810TB Date Received: 08/11/26

Sample Location: LOWER BUCKS COUNTY Field Prep: None

Sample Depth:

Matrix: Trip Blank (Aqueous)

Analytical Method: 1,8260D

Analytical Date: 08/13/26 16:17

Analyst: MJV

Parameter	Result	Qualifier	Units	RL	MDL	Dilution Factor
Volatile Organics by GC/MS - Westborough Lab						
Methyl tert butyl ether	ND		ug/l	1.0	0.17	1
Benzene	ND		ug/l	0.50	0.16	1
1,2-Dichloroethane	ND		ug/l	0.50	0.13	1
Toluene	ND		ug/l	0.75	0.20	1
Ethylbenzene	ND		ug/l	0.50	0.17	1
p/m-Xylene	ND		ug/l	1.0	0.33	1
o-Xylene	ND		ug/l	1.0	0.39	1
Xylenes, Total	ND		ug/l	1.0	0.33	1
Isopropylbenzene	ND		ug/l	0.50	0.19	1
1,3,5-Trimethylbenzene	ND		ug/l	2.5	0.22	1
1,2,4-Trimethylbenzene	ND		ug/l	2.5	0.19	1
Naphthalene	ND		ug/l	1.0	0.22	1

Surrogate	% Recovery	Qualifier	Acceptance Criteria
1,2-Dichloroethane-d4	**132**	Q	70-130
Toluene-d8	100		70-130
4-Bromofluorobenzene	119		70-130
Dibromofluoromethane	113		70-130

Project Name: E-25060-RL-2530065 **Lab Number:** L2651580

Project Number: 058161 **Report Date:** 08/18/26

Method Blank Analysis
Batch Quality Control

Analytical Method: 1,8260D
Analytical Date: 08/13/26 08:54
Analyst: MJV

Parameter	Result	Qualifier	Units	RL	MDL
Volatile Organics by GC/MS - Westborough Lab for sample(s): 01 Batch: WG2255345-5					
Methyl tert butyl ether	ND		ug/l	1.0	0.17
Benzene	ND		ug/l	0.50	0.16
1,2-Dichloroethane	ND		ug/l	0.50	0.13
Toluene	ND		ug/l	0.75	0.20
Ethylbenzene	ND		ug/l	0.50	0.17
p/m-Xylene	ND		ug/l	1.0	0.33
o-Xylene	ND		ug/l	1.0	0.39
Xylenes, Total	ND		ug/l	1.0	0.33
Isopropylbenzene	ND		ug/l	0.50	0.19
1,3,5-Trimethylbenzene	ND		ug/l	2.5	0.22
1,2,4-Trimethylbenzene	ND		ug/l	2.5	0.19
Naphthalene	ND		ug/l	1.0	0.22

Surrogate	%Recovery	Qualifier	Acceptance Criteria
1,2-Dichloroethane-d4	123		70-130
Toluene-d8	101		70-130
4-Bromofluorobenzene	120		70-130
Dibromofluoromethane	106		70-130

Project Name: E-25060-RL-2530065 **Lab Number:** L2651580

Project Number: 058161 **Report Date:** 08/18/26

Method Blank Analysis
Batch Quality Control

Analytical Method: 1,8011
Analytical Date: 08/18/26 09:58
Analyst: HNY

Extraction Method: EPA 8011
Extraction Date: 08/18/26 08:51

Parameter	Result	Qualifier	Units	RL	MDL	
Microextractables by GC - Westborough Lab for sample(s): 01 Batch: WG2256743-1						
1,2-Dibromoethane	ND		ug/l	0.010	0.005	A

Lab Control Sample Analysis
Batch Quality Control

Project Name: E-25060-RL-2530065
Project Number: 058161
Lab Number: L2651580
Report Date: 08/18/26

Parameter	LCS %Recovery	Qual	LCSD %Recovery	Qual	%Recovery Limits	RPD	Qual	RPD Limits
Volatile Organics by GC/MS - Westborough Lab Associated sample(s): 01 Batch: WG2255345-3 WG2255345-4								
Methyl tert butyl ether	90		91		63-130	1		20
Benzene	110		100		70-130	10		20
1,2-Dichloroethane	120		120		70-130	0		20
Toluene	110		100		70-130	10		20
Ethylbenzene	110		100		70-130	10		20
p/m-Xylene	100		95		70-130	5		20
o-Xylene	100		95		70-130	5		20
Isopropylbenzene	110		100		70-130	10		20
1,3,5-Trimethylbenzene	120		100		64-130	18		20
1,2,4-Trimethylbenzene	110		100		70-130	10		20
Naphthalene	83		81		70-130	2		20

Surrogate	LCS %Recovery	Qual	LCSD %Recovery	Qual	Acceptance Criteria
1,2-Dichloroethane-d4	121		121		70-130
Toluene-d8	108		105		70-130
4-Bromofluorobenzene	117		115		70-130
Dibromofluoromethane	102		102		70-130

Lab Control Sample Analysis
Batch Quality Control

Project Name: E-25060-RL-2530065
Project Number: 058161
Lab Number: L2651580
Report Date: 08/18/26

Parameter	LCS %Recovery	Qual	LCSD %Recovery	Qual	%Recovery Limits	RPD	Qual	RPD Limits	Column
Microextractables by GC - Westborough Lab Associated sample(s): 01 Batch: WG2256743-2									
1,2-Dibromoethane	136		-		60-140	-			A

Project Name: E-25060-RL-2530065
Project Number: 058161

Lab Number: L2651580
Report Date: 08/18/26

Sample Receipt and Container Information

Were project specific reporting limits specified? YES

Cooler Information

Cooler	Custody Seal
A	Absent

Container Information

Container ID	Container Type	Cooler	Initial pH	Final pH	Temp deg C	Pres	Seal	Frozen Date/Time	Analysis(*)
L2651580-01A	Vial HCl preserved	NA	NA			Y	Absent		PA-8260(14)
L2651580-01B	Vial HCl preserved	NA	NA			Y	Absent		PA-8260(14)
L2651580-01C	Vial Na2S2O3 preserved	NA	NA			Y	Absent		8011(14)
L2651580-01D	Vial Na2S2O3 preserved	NA	NA			Y	Absent		8011(14)

*Values in parentheses indicate holding time in days

Project Name:	E-25060-RL-2530065	**Lab Number:**	L2651580
Project Number:	058161	**Report Date:**	08/18/26

GLOSSARY

Acronyms

DL	- Detection Limit: This value represents the level to which target analyte concentrations are reported as estimated values, when those target analyte concentrations are quantified below the limit of quantitation (LOQ). The DL includes any adjustments from dilutions, concentrations or moisture content, where applicable. (DoD report formats only.)
EDL	- Estimated Detection Limit: This value represents the level to which target analyte concentrations are reported as estimated values, when those target analyte concentrations are quantified below the reporting limit (RL). The EDL includes any adjustments from dilutions, concentrations or moisture content, where applicable. The use of EDLs is specific to the analysis of PAHs using Solid-Phase Microextraction (SPME).
EMPC	- Estimated Maximum Possible Concentration: The concentration that results from the signal present at the retention time of an analyte when the ions meet all of the identification criteria except the ion abundance ratio criteria. An EMPC is a worst-case estimate of the concentration.
EPA	- Environmental Protection Agency.
LCS	- Laboratory Control Sample: A sample matrix, free from the analytes of interest, spiked with verified known amounts of analytes or a material containing known and verified amounts of analytes.
LCSD	- Laboratory Control Sample Duplicate: Refer to LCS.
LFB	- Laboratory Fortified Blank: A sample matrix, free from the analytes of interest, spiked with verified known amounts of analytes or a material containing known and verified amounts of analytes.
LOD	- Limit of Detection: This value represents the level to which a target analyte can reliably be detected for a specific analyte in a specific matrix by a specific method. The LOD includes any adjustments from dilutions, concentrations or moisture content, where applicable. (DoD report formats only.)
LOQ	- Limit of Quantitation: The value at which an instrument can accurately measure an analyte at a specific concentration. The LOQ includes any adjustments from dilutions, concentrations or moisture content, where applicable. (DoD report formats only.) Limit of Quantitation: The value at which an instrument can accurately measure an analyte at a specific concentration. The LOQ includes any adjustments from dilutions, concentrations or moisture content, where applicable. (DoD report formats only.)
MDL	- Method Detection Limit: This value represents the level to which target analyte concentrations are reported as estimated values, when those target analyte concentrations are quantified below the reporting limit (RL). The MDL includes any adjustments from dilutions, concentrations or moisture content, where applicable.
MS	- Matrix Spike Sample: A sample prepared by adding a known mass of target analyte to a specified amount of matrix sample for which an independent estimate of target analyte concentration is available. For Method 332.0, the spike recovery is calculated using the native concentration, including estimated values.
MSD	- Matrix Spike Sample Duplicate: Refer to MS.
NA	- Not Applicable.
NC	- Not Calculated: Term is utilized when one or more of the results utilized in the calculation are non-detect at the parameter's reporting unit.
NDPA/DPA	- N-Nitrosodiphenylamine/Diphenylamine.
NI	- Not Ignitable.
NP	- Non-Plastic: Term is utilized for the analysis of Atterberg Limits in soil.
NR	- No Results: Term is utilized when 'No Target Compounds Requested' is reported for the analysis of Volatile or Semivolatile Organic TIC only requests.
RL	- Reporting Limit: The value at which an instrument can accurately measure an analyte at a specific concentration. The RL includes any adjustments from dilutions, concentrations or moisture content, where applicable.
RPD	- Relative Percent Difference: The results from matrix and/or matrix spike duplicates are primarily designed to assess the precision of analytical results in a given matrix and are expressed as relative percent difference (RPD). Values which are less than five times the reporting limit for any individual parameter are evaluated by utilizing the absolute difference between the values; although the RPD value will be provided in the report.
SRM	- Standard Reference Material: A reference sample of a known or certified value that is of the same or similar matrix as the associated field samples.
STLP	- Semi-dynamic Tank Leaching Procedure per EPA Method 1315.
TEF	- Toxic Equivalency Factors: The values assigned to each dioxin and furan to evaluate their toxicity relative to 2,3,7,8-TCDD.
TEQ	- Toxic Equivalent: The measure of a sample's toxicity derived by multiplying each dioxin and furan by its corresponding TEF and then summing the resulting values.
TIC	- Tentatively Identified Compound: A compound that has been identified to be present and is not part of the target compound list (TCL) for the method and/or program. All TICs are qualitatively identified and reported as estimated concentrations.

Report Format: DU Report with 'J' Qualifiers

Project Name:	E-25060-RL-2530065	**Lab Number:**	L2651580
Project Number:	058161	**Report Date:**	08/18/26

Footnotes

1 - The reference for this analyte should be considered modified since this analyte is absent from the target analyte list of the original method.

Terms

Analytical Method: Both the document from which the method originates and the analytical reference method. (Example: EPA 8260B is shown as 1,8260B.) The codes for the reference method documents are provided in the References section of the Addendum.

Chlordane: The target compound Chlordane (CAS No. 57-74-9) is reported for GC ECD analyses. Per EPA,this compound "refers to a mixture of chlordane isomers, other chlorinated hydrocarbons and numerous other components." (Reference: USEPA Toxicological Review of Chlordane, In Support of Summary Information on the Integrated Risk Information System (IRIS), December 1997.)

Difference: With respect to Total Oxidizable Precursor (TOP) Assay analysis, the difference is defined as the Post-Treatment value minus the Pre-Treatment value.

Final pH: As it pertains to Sample Receipt & Container Information section of the report, Final pH reflects pH of container determined after adjustment at the laboratory, if applicable. If no adjustment required, value reflects Initial pH.

Frozen Date/Time: With respect to Volatile Organics in soil, Frozen Date/Time reflects the date/time at which associated Reagent Water-preserved vials were initially frozen. Note: If frozen date/time is beyond 48 hours from sample collection, value will be reflected in 'bold'.

Gasoline Range Organics (GRO): Gasoline Range Organics (GRO) results include all chromatographic peaks eluting from Methyl tert butyl ether through Naphthalene, with the exception of GRO analysis in support of State of Ohio programs, which includes all chromatographic peaks eluting from Hexane through Dodecane.

Initial pH: As it pertains to Sample Receipt & Container Information section of the report, Initial pH reflects pH of container determined upon receipt, if applicable.

PAH Total: With respect to Alkylated PAH analyses, the 'PAHs, Total' result is defined as the summation of results for all or a subset of the following compounds: Naphthalene, C1-C4 Naphthalenes, 2-Methylnaphthalene, 1-Methylnaphthalene, Biphenyl, Acenaphthylene, Acenaphthene, Fluorene, C1-C3 Fluorenes, Phenanthrene, C1-C4 Phenanthrenes/Anthracenes, Anthracene, Fluoranthene, Pyrene, C1-C4 Fluoranthenes/Pyrenes, Benz(a)anthracene, Chrysene, C1-C4 Chrysenes, Benzo(b)fluoranthene, Benzo(j)+(k)fluoranthene, Benzo(e)pyrene, Benzo(a)pyrene, Perylene, Indeno(1,2,3-cd)pyrene, Dibenz(ah)+(ac)anthracene, Benzo(g,h,i)perylene. If a 'Total' result is requested, the results of its individual components will also be reported.

PFAS Total: With respect to PFAS analyses, the 'PFAS, Total (5)' result is defined as the summation of results for: PFHpA, PFHxS, PFOA, PFNA and PFOS. In addition, the 'PFAS, Total (6)' result is defined as the summation of results for: PFHpA, PFHxS, PFOA, PFNA, PFDA and PFOS. For MassDEP DW compliance analysis only, the 'PFAS, Total (6)' result is defined as the summation of results at or above the RL. Note: If a 'Total' result is requested, the results of its individual components will also be reported.

Total: With respect to Organic analyses, a 'Total' result is defined as the summation of results for individual isomers or Aroclors. If a 'Total' result is requested, the results of its individual components will also be reported. This is applicable to 'Total' results for methods 8260, 8081 and 8082.

Data Qualifiers

A - Spectra identified as "Aldol Condensates" are byproducts of the extraction/concentration procedures when acetone is introduced in the process.

B - The analyte was detected above the reporting limit in the associated method blank. Flag only applies to associated field samples that have detectable concentrations of the analyte at less than ten times (10x) the concentration found in the blank. For MCP-related projects, flag only applies to associated field samples that have detectable concentrations of the analyte at less than ten times (10x) the concentration found in the blank. For DOD-related projects, flag only applies to associated field samples that have detectable concentrations of the analyte at less than ten times (10x) the concentration found in the blank AND the analyte was detected above one-half the reporting limit (or above the reporting limit for common lab contaminants) in the associated method blank. For NJ-Air-related projects, flag only applies to associated field samples that have detectable concentrations of the analyte above the reporting limit. For NJ-related projects (excluding Air), flag only applies to associated field samples that have detectable concentrations of the analyte, which was detected above the reporting limit in the associated method blank or above five times the reporting limit for common lab contaminants (Phthalates, Acetone, Methylene Chloride, 2-Butanone).

C - Co-elution: The target analyte co-elutes with a known lab standard (i.e. surrogate, internal standards, etc.) for co-extracted analyses.

D - Concentration of analyte was quantified from diluted analysis. Flag only applies to field samples that have detectable concentrations of the analyte.

E - Concentration of analyte exceeds the range of the calibration curve and/or linear range of the instrument.

F - The ratio of quantifier ion response to qualifier ion response falls outside of the laboratory criteria. Results are considered to be an estimated maximum concentration.

G - The concentration may be biased high due to matrix interferences (i.e, co-elution) with non-target compound(s). The result should be considered estimated.

H - The analysis of pH was performed beyond the regulatory-required holding time of 15 minutes from the time of sample collection.

I - The lower value for the two columns has been reported due to obvious interference.

J - Estimated value. The Target analyte concentration is below the quantitation limit (RL), but above the Method Detection Limit (MDL) or Estimated Detection Limit (EDL) for SPME-related analyses. This represents an estimated concentration for Tentatively Identified Compounds (TICs). For calculated parameters, this represents that one or more values used in the calculation were

Project Name:	E-25060-RL-2530065	**Lab Number:**	L2651580
Project Number:	058161	**Report Date:**	08/18/26

Data Qualifiers

estimated.

M - Reporting Limit (RL) exceeds the MCP CAM Reporting Limit for this analyte.

ND - Not detected at the method detection limit (MDL) for the sample, or estimated detection limit (EDL) for SPME-related analyses.

NJ - Presumptive evidence of compound. This represents an estimated concentration for Tentatively Identified Compounds (TICs), where the identification is based on a mass spectral library search.

P - The RPD between the results for the two columns exceeds the method-specified criteria.

Q - The quality control sample exceeds the associated acceptance criteria. For DOD-related projects, LCS and/or Continuing Calibration Standard exceedences are also qualified on all associated sample results. Note: This flag is not applicable for matrix spike recoveries when the sample concentration is greater than 4x the spike added or for batch duplicate RPD when the sample concentrations are less than 5x the RL. (Metals only.)

R - Analytical results are from sample re-analysis.

RE - Analytical results are from sample re-extraction.

S - Analytical results are from modified screening analysis.

V - The surrogate associated with this target analyte has a recovery outside the QC acceptance limits. (Applicable to MassDEP DW Compliance samples only.)

Z - The batch matrix spike and/or duplicate associated with this target analyte has a recovery/RPD outside the QC acceptance limits. (Applicable to MassDEP DW Compliance samples only.)

Project Name: E-25060-RL-2530065 **Lab Number:** L2651580

Project Number: 058161 **Report Date:** 08/18/26

REFERENCES

1 Test Methods for Evaluating Solid Waste: Physical/Chemical Methods. EPA SW-846. Third Edition. Updates I - VI, 2018.

LIMITATION OF LIABILITIES

Pace Analytical Services performs services with reasonable care and diligence normal to the analytical testing laboratory industry. In the event of an error, the sole and exclusive responsibility of Pace Analytical Services shall be to re-perform the work at it's own expense. In no event shall Pace Analytical Services be held liable for any incidental, consequential or special damages, including but not limited to, damages in any way connected with the use of, interpretation of, information or analysis provided by Pace Analytical Services.

We strongly urge our clients to comply with EPA protocol regarding sample volume, preservation, cooling, containers, sampling procedures, holding time and splitting of samples in the field.

ENV-FORM-WES2-0065 v03 Certificate/Approval Program Summary

Certification Information

The following analytes are not included in our Primary NELAP Scope of Accreditation:

PAS-WES2 Westborough Facility – 8 Walkup Dr. Westborough, MA 01581
EPA 8260D: NPW: 1,2,4,5-Tetramethylbenzene; 4-Ethyltoluene; SCM: Iodomethane (methyl iodide), 1,2,4,5-Tetramethylbenzene; 4-Ethyltoluene.
EPA 8270E: NPW: Dimethylnaphthalene,1,4-Diphenylhydrazine, alpha-Terpineol, Azobenzene; SCM: Dimethylnaphthalene,1,4-Diphenylhydrazine.
SM4500: NPW: Amenable Cyanide; SCM: Total Phosphorus, TKN, NO2, NO3.

PAS-MANS Mansfield Facility – 320 Forbes Blvd. Mansfield, MA 02048
SM 2540D: TSS.
Biological Tissue Matrix: EPA 3050B

PAS-MAN1 Mansfield Facility – 120 Forbes Blvd. Mansfield, MA 02048
EPA TO-15: Halothane, 2,4,4-Trimethyl-2-pentene, 2,4,4-Trimethyl-1-pentene, Thiophene, 2-Methylthiophene, 3-Methylthiophene, 2-Ethylthiophene, 1,2,3-Trimethylbenzene, Indan, Indene, 1,2,4,5-Tetramethylbenzene, Benzothiophene, 1-Methylnaphthalene.
MADEP-APH.

PAS-ELON East Longmeadow Facility – 39 Spruce Street East Longmeadow, MA 01028
EPA 524.2: 1,3,5-Trichlorobenzene, m/p-Xylene, o-xylene.
EPA 625.1: 1,2-Dichlorobenzene, 1,3-Dichlorobenzene, 1,4-Dichlorobenzene, N-Nitrosodiphenylamine**.**
EPA 8081B NPW and SCM: Alachlor, Endrin Ketone, Hexachlorobenzene.
EPA 8260D NPW: Tetrahydrofuran, 1,3,5-Trichlorobenzene; **SCM:** TAME, TBEE, Diethyl ether, DIPE, Tetrahydrofuran. 1,3,5-Trichlorobenzene, Freon-113**.**
EPA 8270E: NPW: Carbazole, 1-Methylnaphthalene, Pentachloronitrobenzene; **SCM:** Carbazole, 1-Methylnaphthalene**.**
EPA TO-13: Air: Benzo(e)pyrene, 1-Methylnaphthalene, 2-Methylnaphthalene, Perylene.
EPA TO-4A Pesticide Air: delta-BHC, Endosulfan I, Endosulfan II, Endosulfan Sulfate, Endrin, Endrin Aldehyde, Endrin Ketone, Hexachlorobenzene, Methoxychlor.
SM4500: NPW: Amenable Cyanide; **SCM:** Total Phosphorus, TKN, NH3, NECi: NO2, NO3, ASTMD516**.**

The following test method is not included in our New Jersey Secondary NELAP Scope of Accreditation:

PAS-MANS Mansfield Facility – 320 Forbes Blvd. Mansfield, MA 02048
Determination of Selected Perfluorinated Alkyl Substances by Solid Phase Extraction and Liquid Chromatography/Tandem Mass Spectrometry Isotope Dilution (via Alpha SOP 23528)

The following analytes are included in our Massachusetts DEP Scope of Accreditation:

PAS-WES2 Westborough Facility – 8 Walkup Dr. Westborough, MA 01581

Drinking Water
EPA 300.0: Chloride, Nitrate-N, Fluoride, Sulfate; **EPA 353.2**: Nitrate-N, Nitrite-N; **SM4500NO3-F**: Nitrate-N, Nitrite-N; **SM4500F-C, SM4500CN-CE, EPA 180.1, SM2130B, SM4500Cl-D, SM2320B, SM2540C, SM4500H-B, SM4500NO2-B**
EPA 504.1: EDB, DBCP.
Microbiology: **SM9215B; SM9223-P/A, SM9223B-Colilert-QT,**.

Non-Potable Water
SM4500H,B, EPA 120.1, SM2510B, SM2540C, SM2320B, SM4500CL-E, SM4500F-BC, SM4500NH3-BH: Ammonia-N and Kjeldahl-N, **EPA 350.1**: Ammonia-N, **LACHAT 10-107-06-1-B**: Ammonia-N, **EPA 351.1, SM4500NO3-F, EPA 353.2**: Nitrate-N**, SM4500P-E, SM4500P-B, E, SM4500SO4-E, SM5220D, EPA 410.4, SM5210B, SM4500CL-G, EPA 1664, EPA 420.1, SM4500-CN-CE, SM2540D, EPA 300: Chloride, Sulfate, Nitrate.**
Microbiology: **SM9223B-Colilert-QT; Enterolert-QT.**

PAS-MANS Mansfield Facility – 320 Forbes Blvd. Mansfield, MA 02048

Drinking Water
EPA 200.7: Al, Ba, Cd, Cr, Cu, Fe, Mn, Ni, Na, Ag, Ca, Zn. **EPA 200.8:** Al, Sb, As, Ba, Be, Cd, Cr, Cu, Pb, Mn, Ni, Se, Ag, TL, Zn. **EPA 245.1** Hg.
EPA 522, EPA 537.1.

Non-Potable Water
EPA 200.7: Al, Sb, As, Be, Cd, Ca, Cr, Co, Cu, Fe, Pb, Mg, Mn, Mo, Ni, K, Se, Ag, Na, Sr, TL, Ti, V, Zn.
EPA 200.8: Al, Sb**,** As, Be, Cd, Ca, Cr, Cu, Fe, Pb, Mg, Mn, Ni, K, Se, Ag, Na, TL, Zn.
EPA 245.1: Hg. **EPA 245.7:** Hg.
SM2340B

ENV-FORM-WES2-0065 v03 Certificate/Approval Program Summary

PAS-ELON East Longmeadow Facility – 39 Spruce Street East Longmeadow, MA 01028

Drinking Water
EPA 300.0: NO3, NO2, Fl, Cl, SO4. **NECI Reductase**: NO3, NO2.
SM4500F-C, SM4500Cl-B, SM4500CN-C,E, EPA 180.1, SM2320B, SM 2540C, SM4500H-B, SM4500SO4-E.
EPA 537.1; EPA 524.2: THMs and VOCs; **EPA 504.1:** EDB, DBCP.
Microbiology: SM9223-P/A: TC/EC; SM9223B-Colilert-enumeration: TC/EC; HPC-Simplate.

Non-Potable Water
SM4500H-B, SM2510B, SM2540C, SM2320B, SM4500Cl-B, SM4500NH3-B, C, EPA 350.1, NECi: NO3, **SM4500NH3-B, C: TKN, SM4500P-E: Ortho Phosphate, SM4500P-B, E: Total Phosphorus, EPA 410.4, SM5210B, SM5310C, SM4500CN-C, E, SM2540D, SM4500Cl-G, SM4500SO4-E, EPA 1664, EPA 420.1, EPA 300.0:** Cl, SO4, NO3.
EPA 624.1: Volatile Halocarbons, Volatile Aromatics.
EPA 608.3: Chlordane, Toxaphene, Aldrin, Alpha-BHC, Beta-BHC, Gamma-BHC, Delta-BHC, Dieldrin, DDD, DDE, DDT, Endosulfan I, Endosulfan II, Endosulfan Sulfate, Endrin, Endrin Aldehyde, Heptachlor, Heptachlor Epoxide, PCBs.
EPA 625.1: SVOC-Acid Extractables and Base/Neutrals
Microbiology: SM9223B-Colilert: E. coli (Ambient and Wastewater), **SM9223B-Colilert-18:** Fecal Coliform (Wastewater).

Certification IDs:

PAS-WES2 Westborough Facility – 8 Walkup Dr. Westborough, MA 01581
CT PH-0826, IL 200077, IN C-MA-03, KY KY98045, ME MA00086, MD 348, MA M-MA086, NH 2064, NJ MA935, NY 11148, NC (NPW/SCM) 666, OR MA-1316, PA 68-03671, RI LAO00065, TX T104704476, VT VT-0935, VA 460195.

PAS-MANS Mansfield Facility – 320 Forbes Blvd. Mansfield, MA 02048
ANAB/DoD L2474, CA 3117, CO MA00030, CT PH-0825, IL 200081, IN C-MA-04, KY KY98046, LA 85084, ME MA00030, MD 350, MA M-MA00030, MI 9110, MN 025-999-495, NV MA00030, NH 2062, NJ MA015, NY 11627, NC (NPW/SCM) 685, OR MA-0262, PA 68-02089, RI LAO00299, TX T-104704419, UT MA00030, VT VT-0015, VA 460194, WA C954.

PAS-MAN1 Mansfield Air Lab Facility – 120 Forbes Blvd. Mansfield, MA 02048
ANAB/DoD L2474, LA 245052, ME MA01156, MN 025-999-498, NH 2249, NJ MA025, NY 12191, OR 4203, TX T104704583, VA 460311, WA C1104.

PAS-ELON East Longmeadow Facility – 39 Spruce St. East Longmeadow, MA 01028
CT PH-0821, ME MA00100, MI 9100, NC (DENR) 652, NC (DW) 25703, MA M-MA100, NH (Secondary) 2516, NH (Primary) 2557, NJ MA007, NY 10899, PA 68-05812, RI LAO00373, VA 460217, VT-255716, WV DEP 419, WV-DW 9979C, LA 05130, LA-DW LA042, MD-DW 373, OH 87781.

For a complete listing of analytes and methods, please contact your Project Manager.

CHAIN OF CUSTODY

PAGE ____ OF ____

Date Rec'd in Lab: 8/12/26

L2651580

Pace
WESTBORO, MA TEL: 508-898-9220 FAX: 508-898-9193
MANSFIELD, MA TEL: 508-822-9300 FAX: 508-822-3288

Client Information

Client: STANTEC-CTEH C/O
Address: 1060 Andrew Drive
West Chester, PA 19344
Phone: 610-840-2552
Fax: 610-840-2501
Email: mark.schaeffer@stantec.com
☐ These samples have been previously analyzed by Pace

Project Information

Project Name: E-25060-RL-2530065
Project Location: Lower Bucks County
Project #: 058161
Project Manager: Mark Schaeffer
Pace Quote #:

Turn-Around Time

☐ Standard ☒ RUSH
Date Due: 5-day TAT Time:

Report Information - Data Deliverables

☐ FAX ☐ EMAIL
☐ ADEx ☐ Add'l Deliverables

Billing Information

☐ Same as Client info PO #: 112213707
Stacy Boultinghouse-Abshier, Sunoco

Regulatory Requirements/Report Limits

State /Fed Program	Criteria
	FULL LEVEL 4 DATA PACKAGE

Additional Reporting to: CTEH_deliverables@envstd.com, labresults@cteh.com, bradford.fish@energytransfer.com

Other Project Specific Requirements/Comments/Detection Limits:
Data Package: Level IV including CTEH & Environemental Standards EDDs, Bill to SPLP, VOC8260 list – benzene, toluene, ethylbenzene, total xylenes, methyl tert-butyl ether (MTBE), naphthalene, isopropylbenzene, 1,3,5-trimethylbenzene, 1,2,4-trimethylbenzene, 1,2-dichloroethane (EDC)

ANALYSIS: VOCs- USEPA 8260C; EDB- USEPA 8011; Lead(dissolved)- USEPA 6020B

SAMPLE HANDLING
Filtration: ☒ Done ☐ Not needed ☐ Lab to do
Preservation: ☐ Lab to do (Please specify below)

Pace Lab ID (Lab Use Only)	Sample ID	Collection Date	Collection Time	Sample Matrix	Sampler's Initials	VOCs- USEPA 8260C	EDB- USEPA 8011	Lead(dissolved)- USEPA 6020B	Sample Specific Comments	TOTAL # BOTTLES
51580-01	UMPA260810TB	—	—	TB	—	X	X		Trip blank	4

Container Type	V	V	P
Preservative	B	H	C

Relinquished By	Date/Time	Received By	Date/Time
[illegible]	8/11/26 1110	[illegible]	8/11/26 1110
[illegible]	8/11/26 13:57	[illegible] Pace	08/11/26 13:57
[illegible] Pace	08/11/26	[illegible] Pace	8/11 18:20
[illegible]	8/12 0100	[illegible]	08/12/26 01:00

Please print clearly, legibly and completely. Samples can not be logged in and turnaround time clock will not start until any ambiguities are resolved. All samples submitted are subject to Pace's Terms and Conditions. See reverse side.

8/11 2200

FORM NO: 01421 (rev 25-FEB-25)

Sample Delivery Group Summary

Pace Job Number : L2651580

Received : 11-AUG-2026
Reviewer : Monique Irving

Account Name : Stantec, Inc.
Project Number : 058161
Project Name : E-25060-RL-2530065

Delivery Information

Samples Delivered By : Pace Courier

Chain of Custody : Present

Cooler Information

Cooler	Seal/Seal#	Preservation	Temperature(°C)	Additional Information
A	Absent/	Ice	3.8	

Condition Information

1) All samples on COC received?	**YES**
2) Extra samples received?	**NO**
3) Are there any sample container discrepancies?	**NO**
4) Are there any discrepancies between COC & sample labels?	**NO**
5) Are samples in appropriate containers for requested analysis?	**YES**
6) Are samples properly preserved for requested analysis?	**YES**
7) Are samples within holding time for requested analysis?	**YES**
8) All sampling equipment returned?	**NA**

Volatile Organics/VPH

1) Reagent Water Vials Frozen by Client?	**NO**

Appendix E

Groundwater Elevations - Time Series
108 Spencer

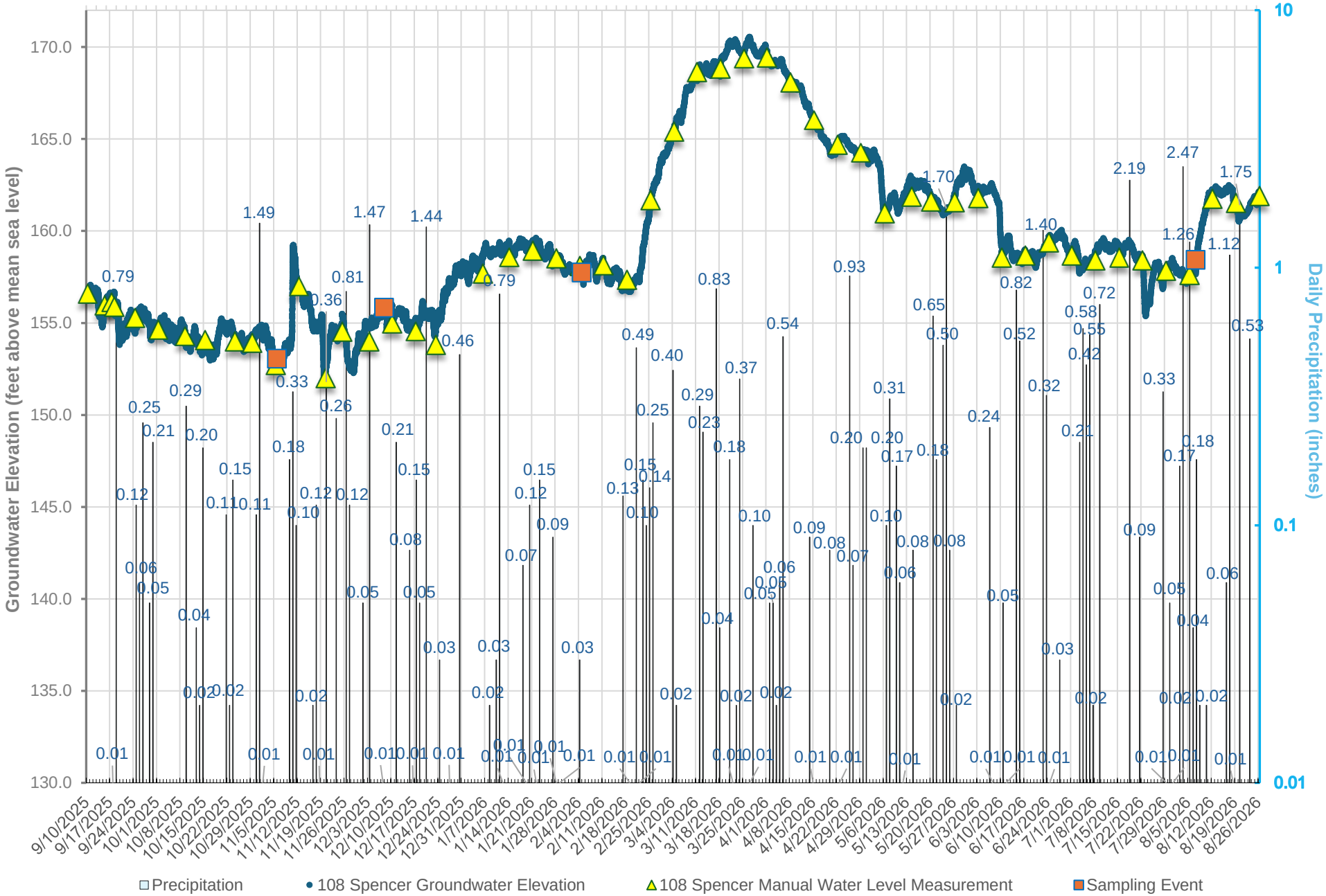

*Graphical plots of the preliminary data through August 26, 2026 are corrected for barometric pressure and subject to additional review.

Groundwater Elevations - Time Series
MW-1S

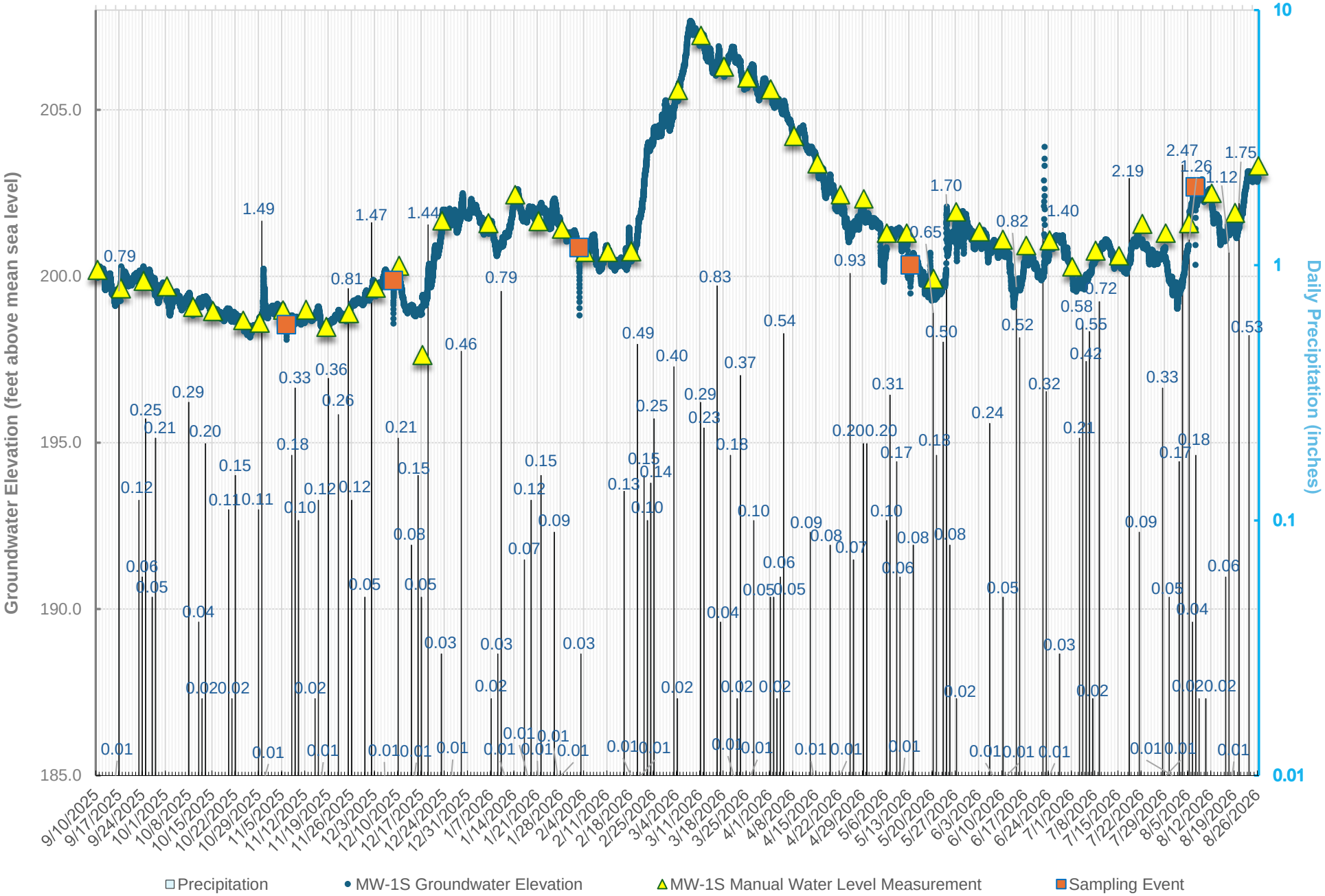

*Graphical plots of the preliminary data through August 26, 2026 are corrected for barometric pressure and subject to additional review.

Groundwater Elevations - Time Series
MW-1D

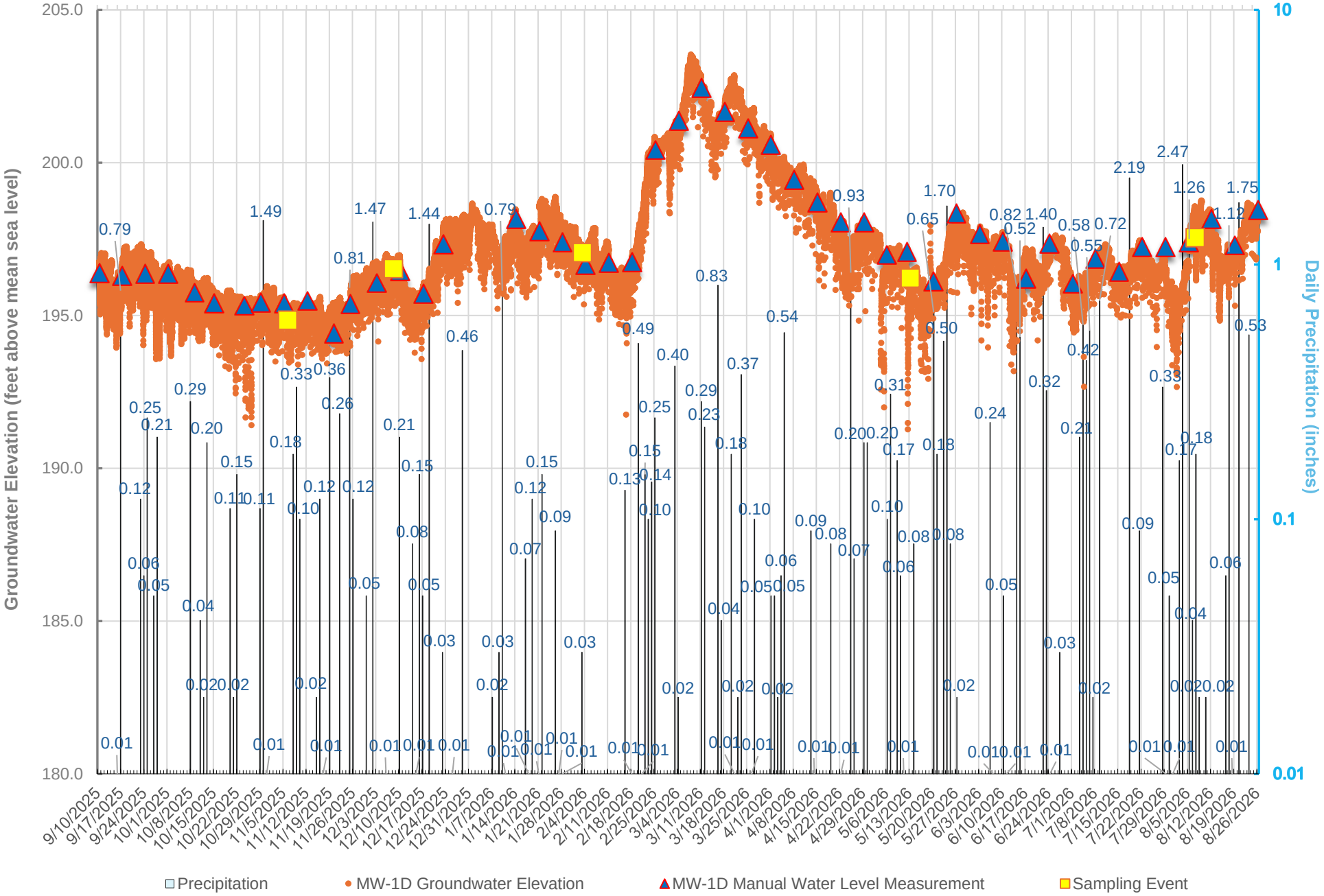

*Graphical plots of the preliminary data through August 26, 2026 are corrected for barometric pressure and subject to additional review.

Groundwater Elevations - Time Series
MW-2S

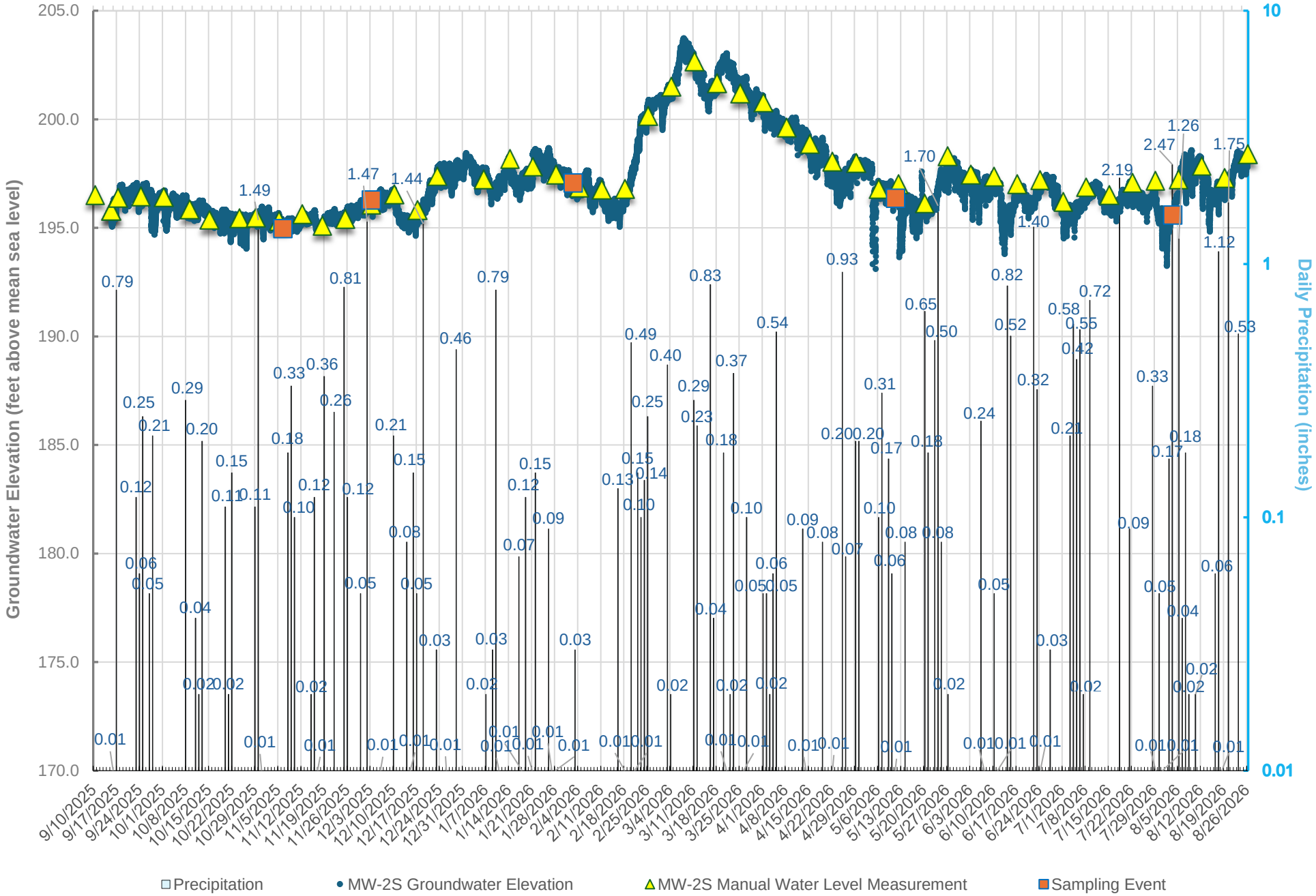

*Graphical plots of the preliminary data through August 26, 2026 are corrected for barometric pressure and subject to additional review.

Groundwater Elevations - Time Series
MW-2D

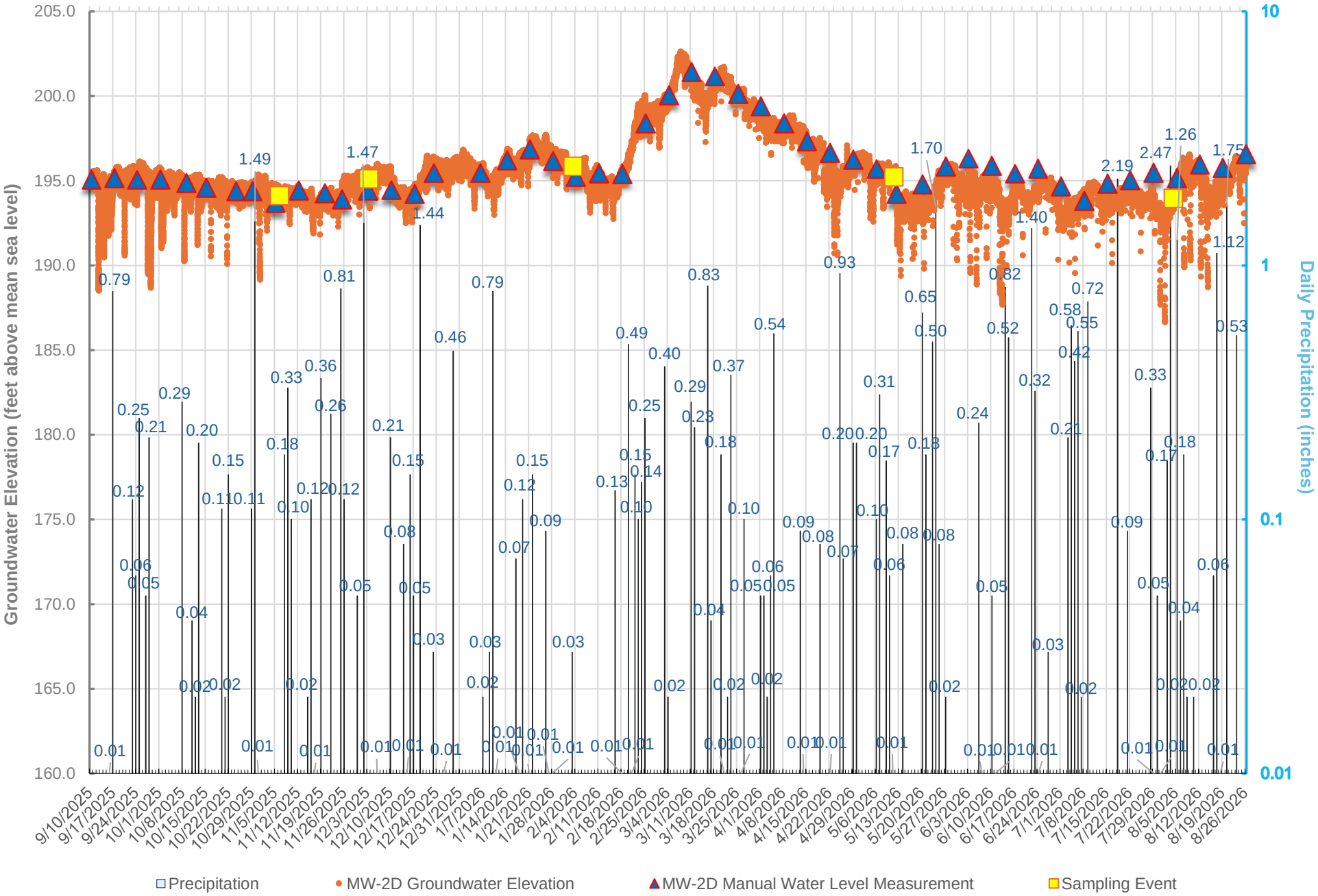

*Graphical plots of the preliminary data through August 26, 2026 are corrected for barometric pressure and subject to additional review.

Groundwater Elevations - Time Series
MW-3S

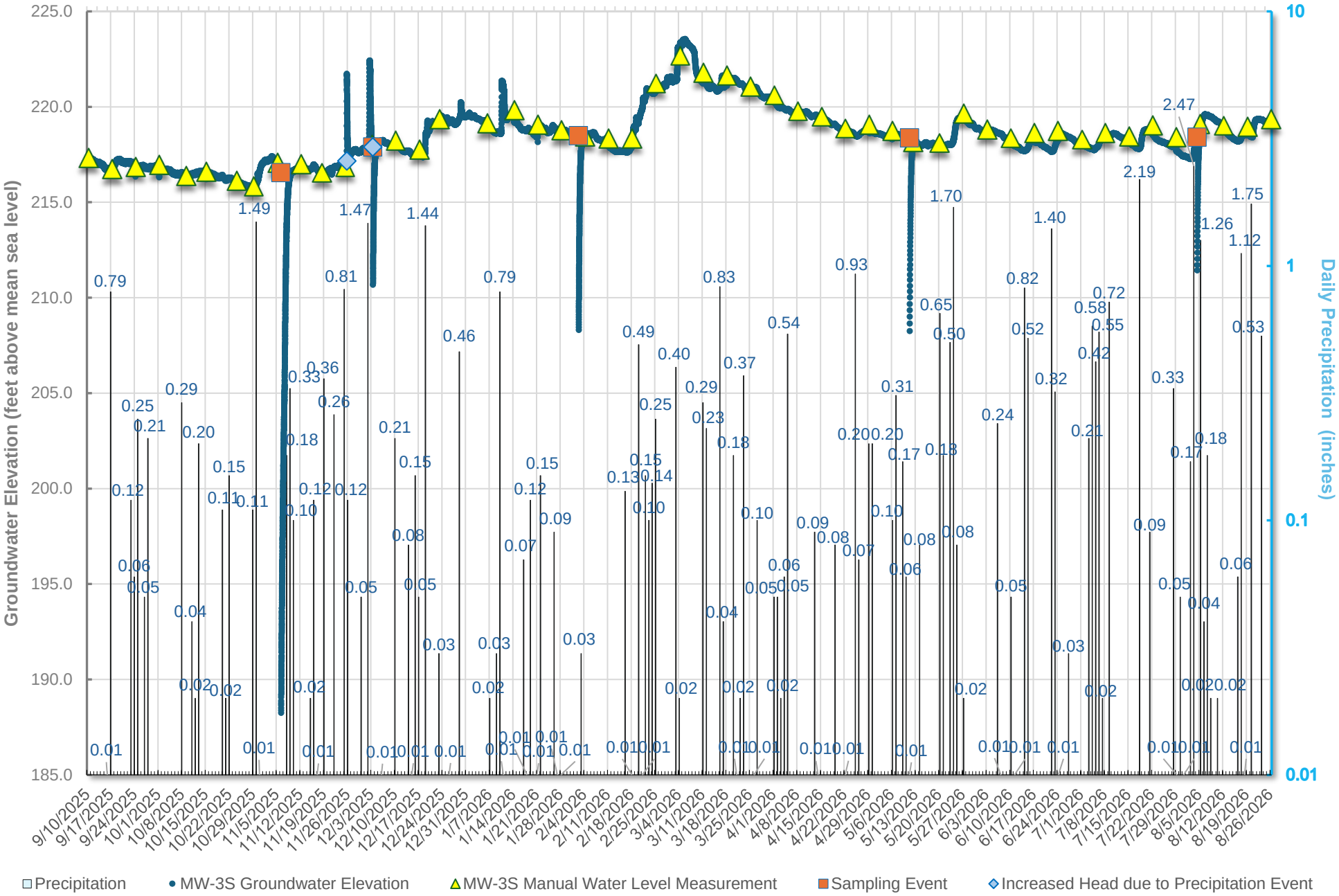

*Graphical plots of the preliminary data through August 26, 2026 are corrected for barometric pressure and subject to additional review.

Groundwater Elevations - Time Series
MW-3D

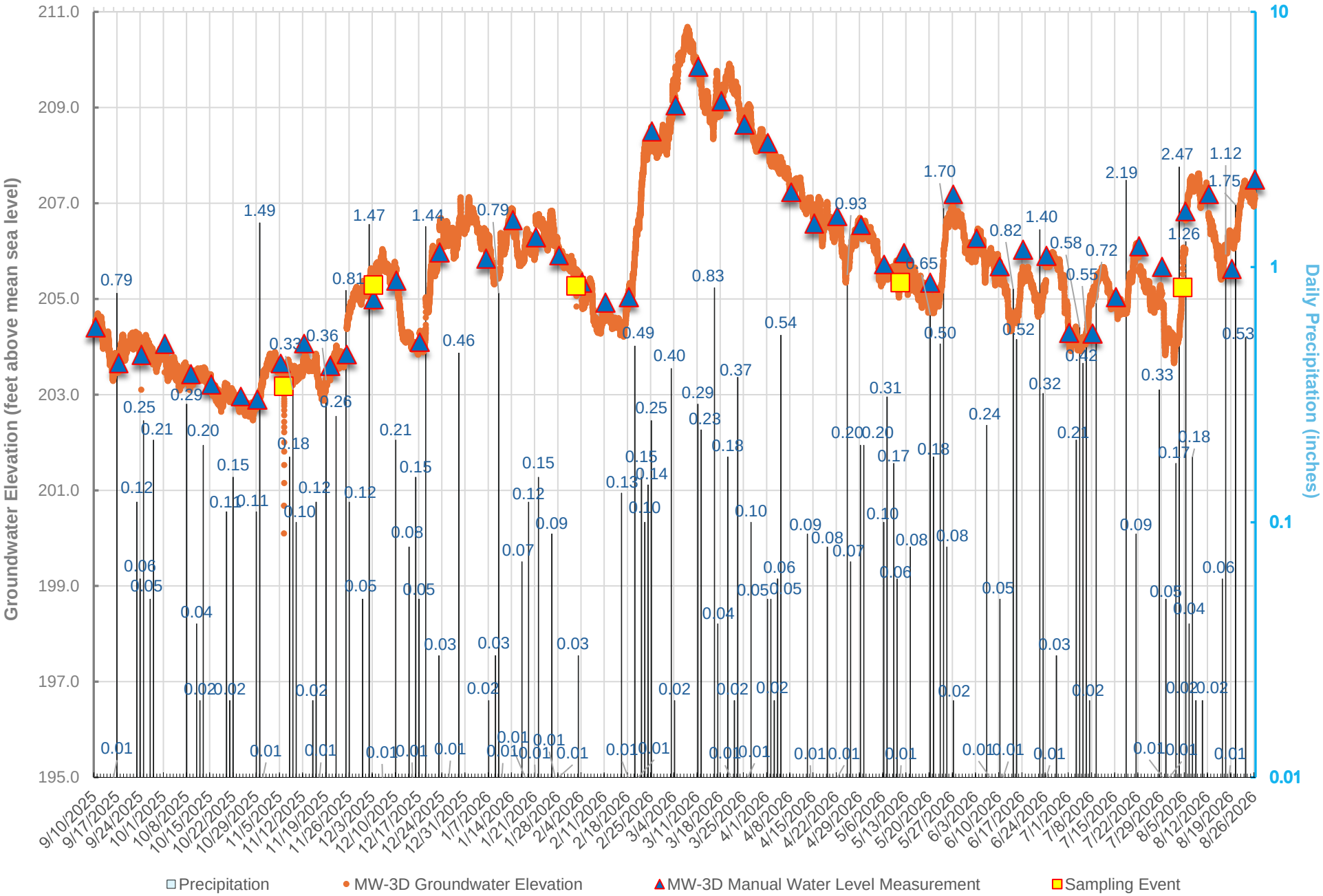

*Graphical plots of the preliminary data through August 26, 2026 are corrected for barometric pressure and subject to additional review.

Groundwater Elevations - Time Series
MW-4S

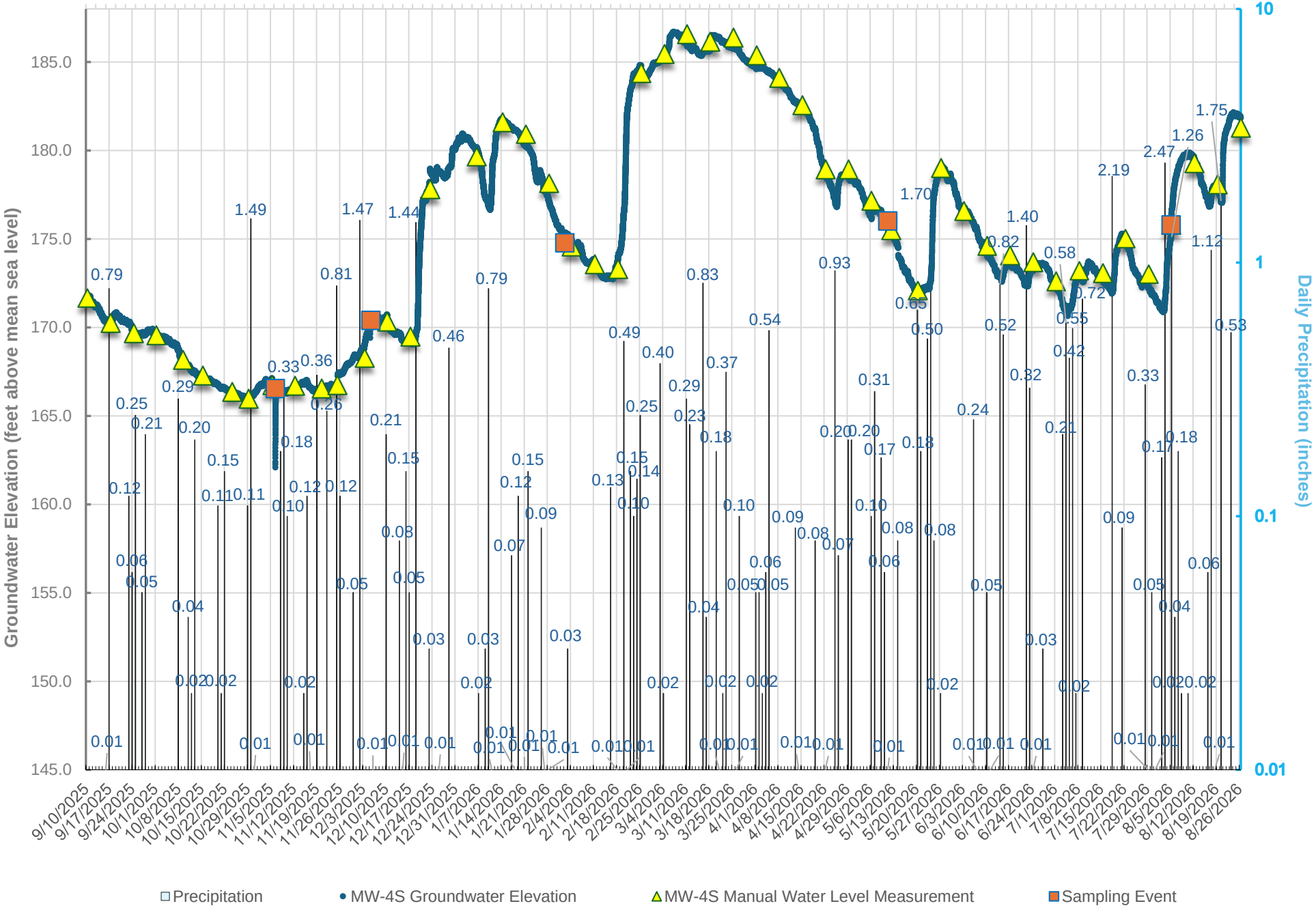

*Graphical plots of the preliminary data through August 26, 2026 are corrected for barometric pressure and subject to additional review.

Groundwater Elevations - Time Series
MW-4D

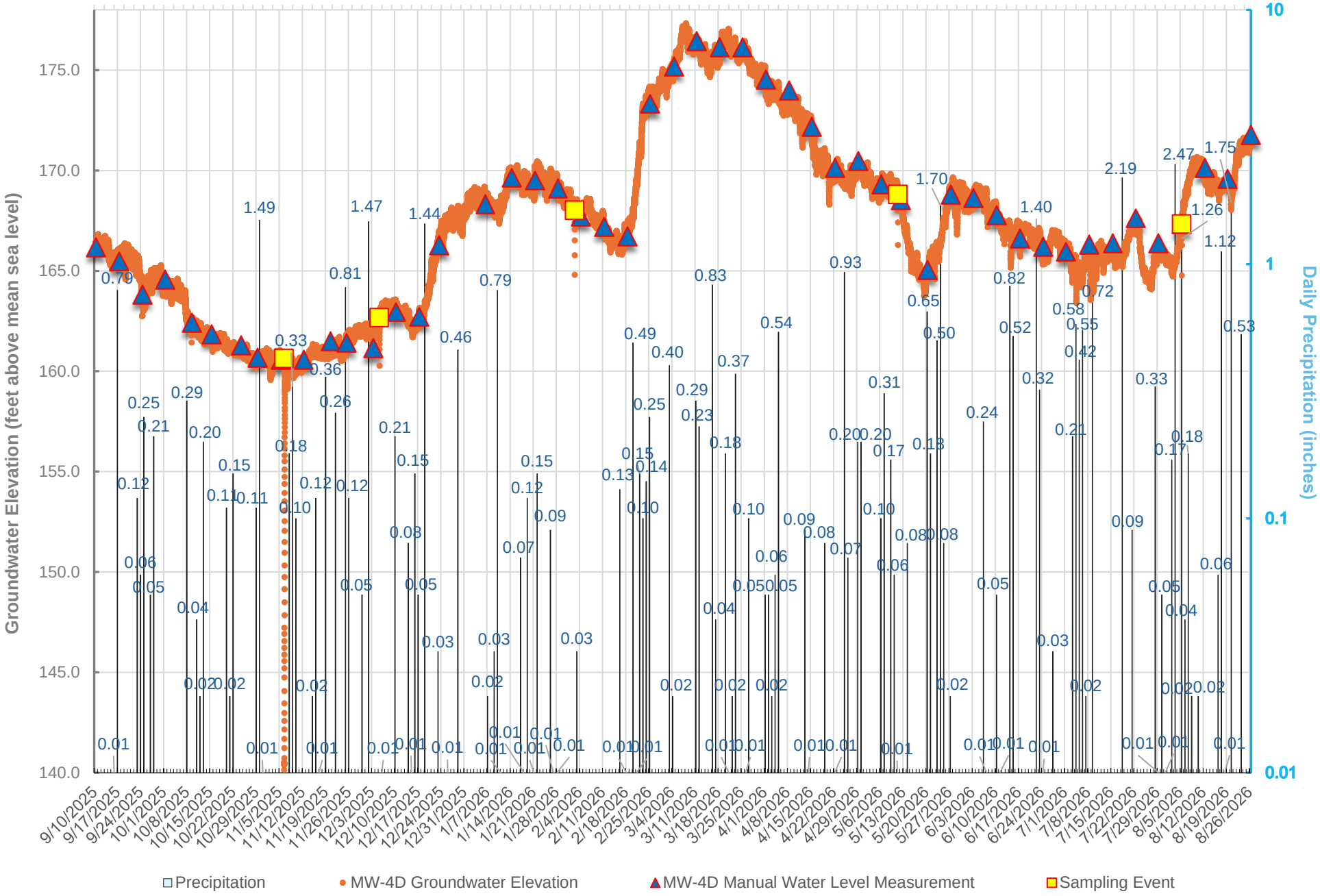

*Graphical plots of the preliminary data through August 26, 2026 are corrected for barometric pressure and subject to additional review.

Groundwater Elevations - Time Series
MW-5S

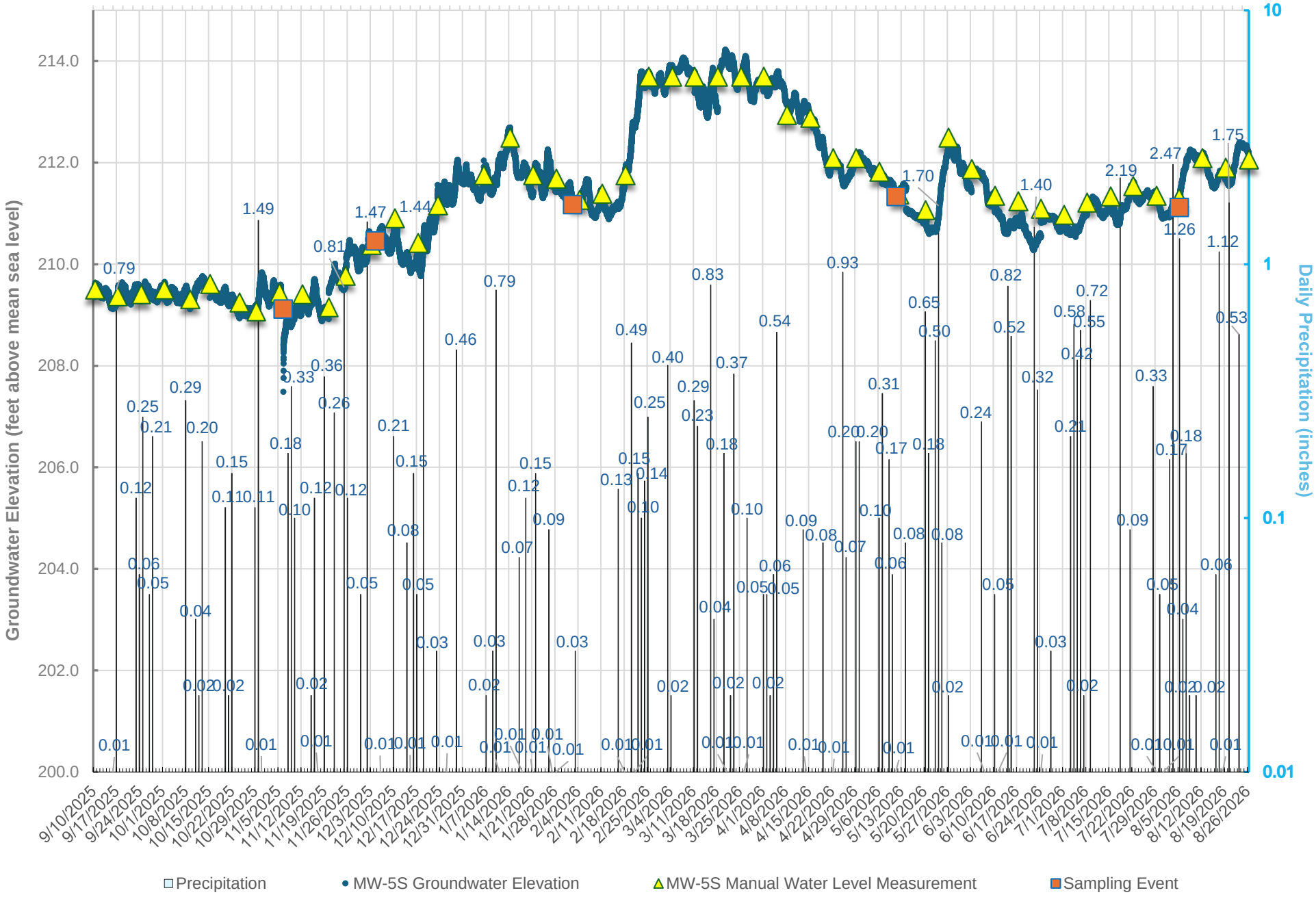

*Graphical plots of the preliminary data through August 26, 2026 are corrected for barometric pressure and subject to additional review.

Groundwater Elevations - Time Series
MW-5D

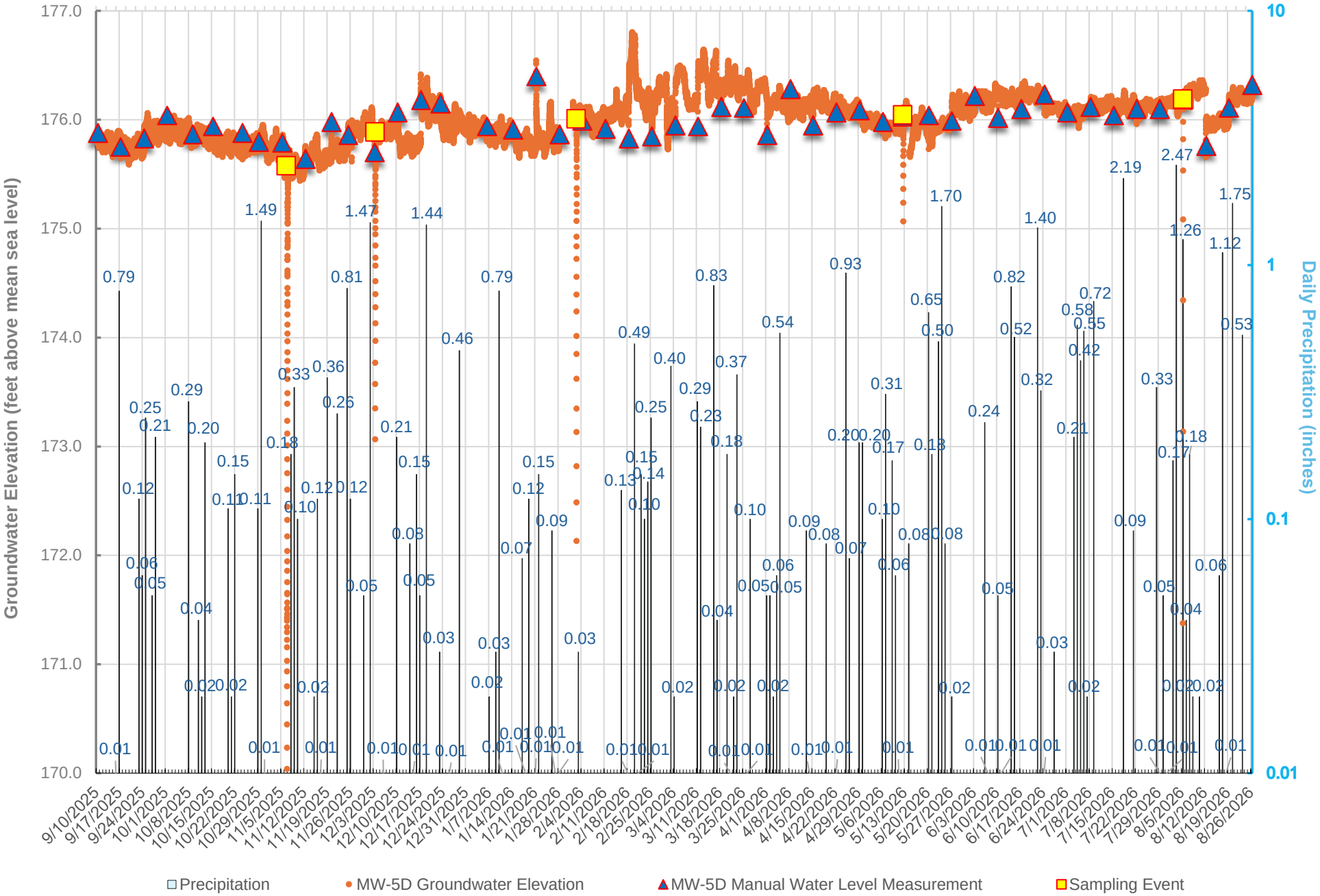

*Graphical plots of the preliminary data through August 26, 2026 are corrected for barometric pressure and subject to additional review.

Groundwater Elevations - Time Series
MW-6S

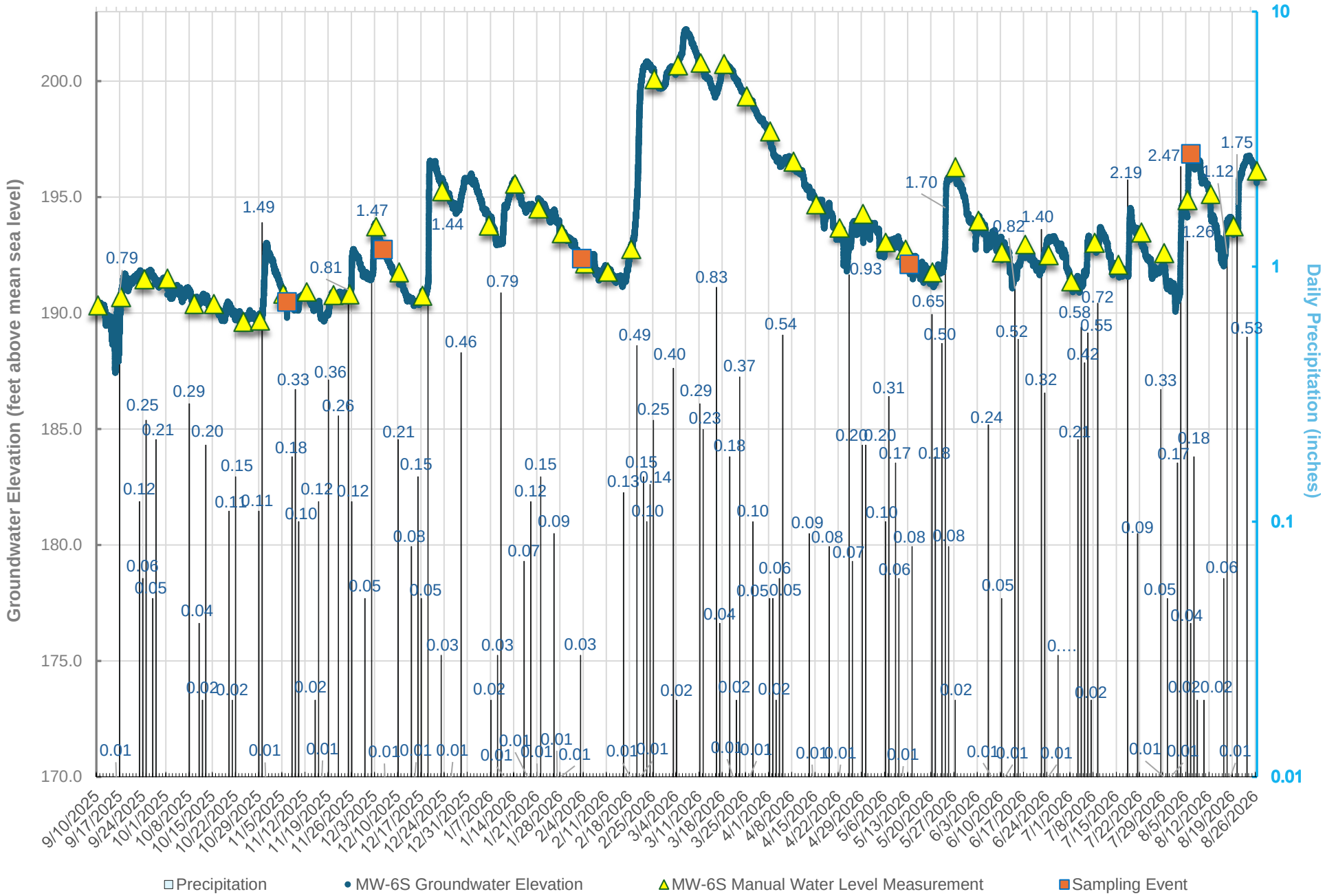

*Graphical plots of the preliminary data through August 26, 2026 are corrected for barometric pressure and subject to additional review.

Groundwater Elevations - Time Series
MW-6D

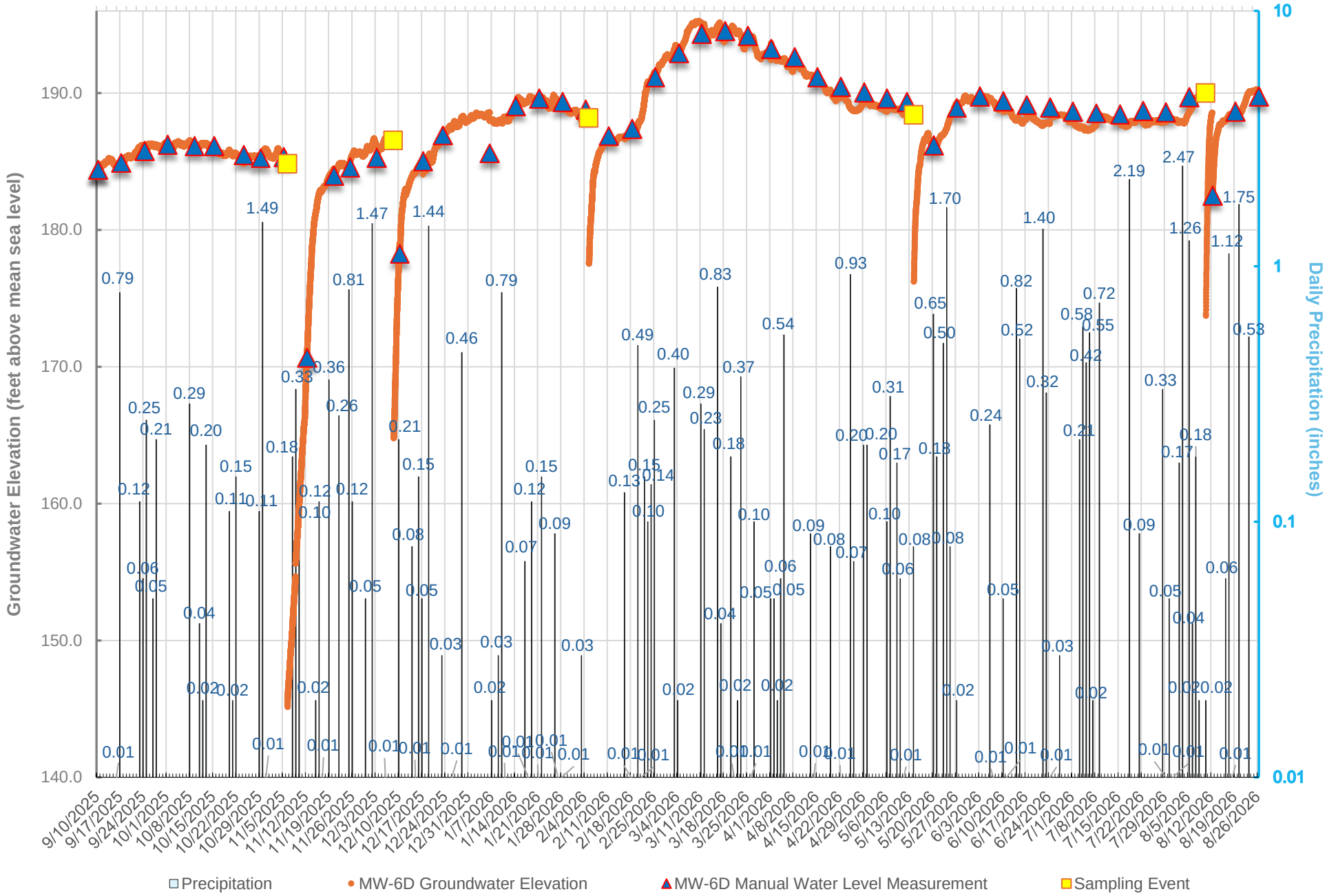

*Graphical plots of the preliminary data through August 26, 2026 are corrected for barometric pressure and subject to additional review.

Groundwater Elevations - Time Series
MW-7S

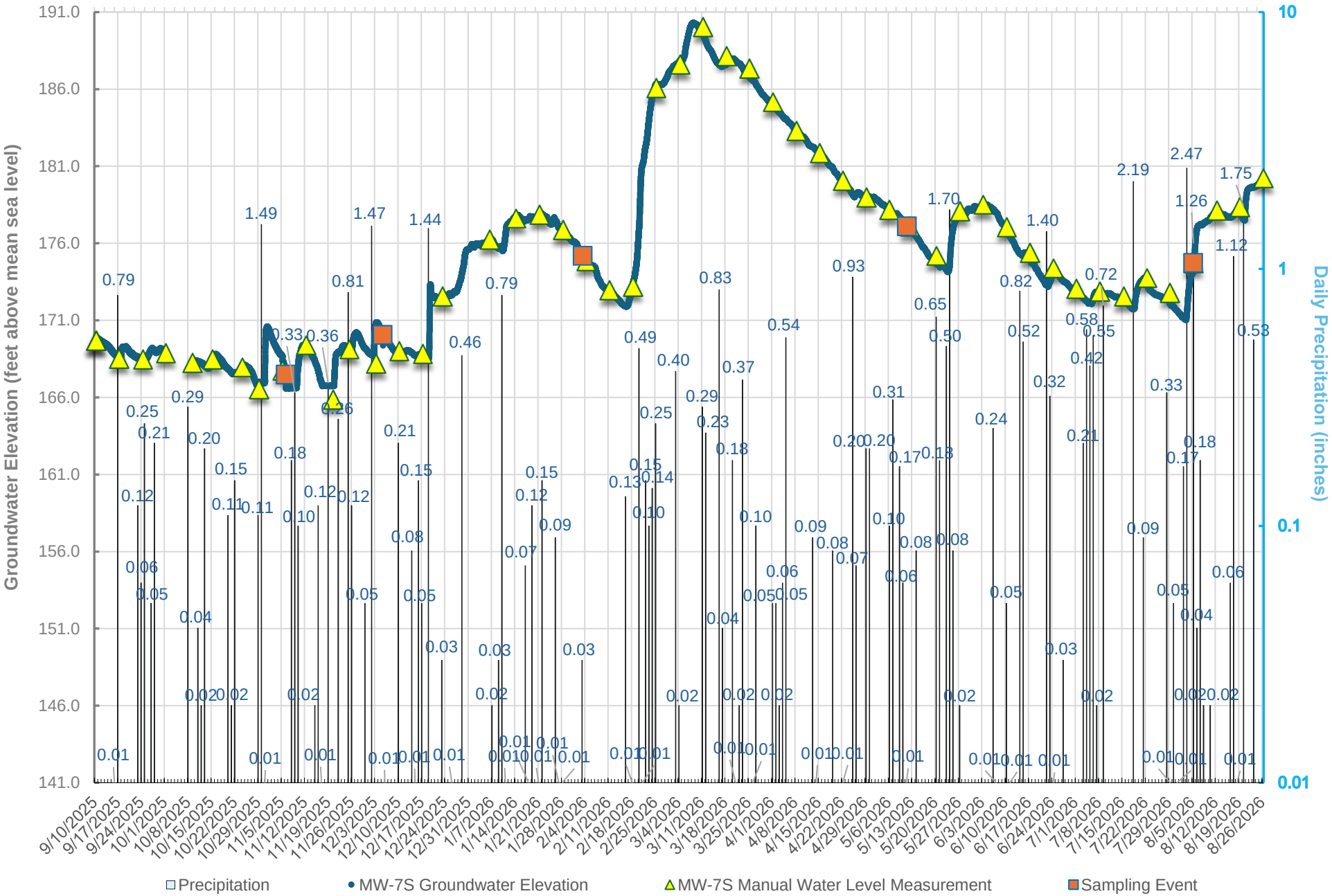

*Graphical plots of the preliminary data through August 26, 2026 are corrected for barometric pressure and subject to additional review.

Groundwater Elevations - Time Series
MW-7D

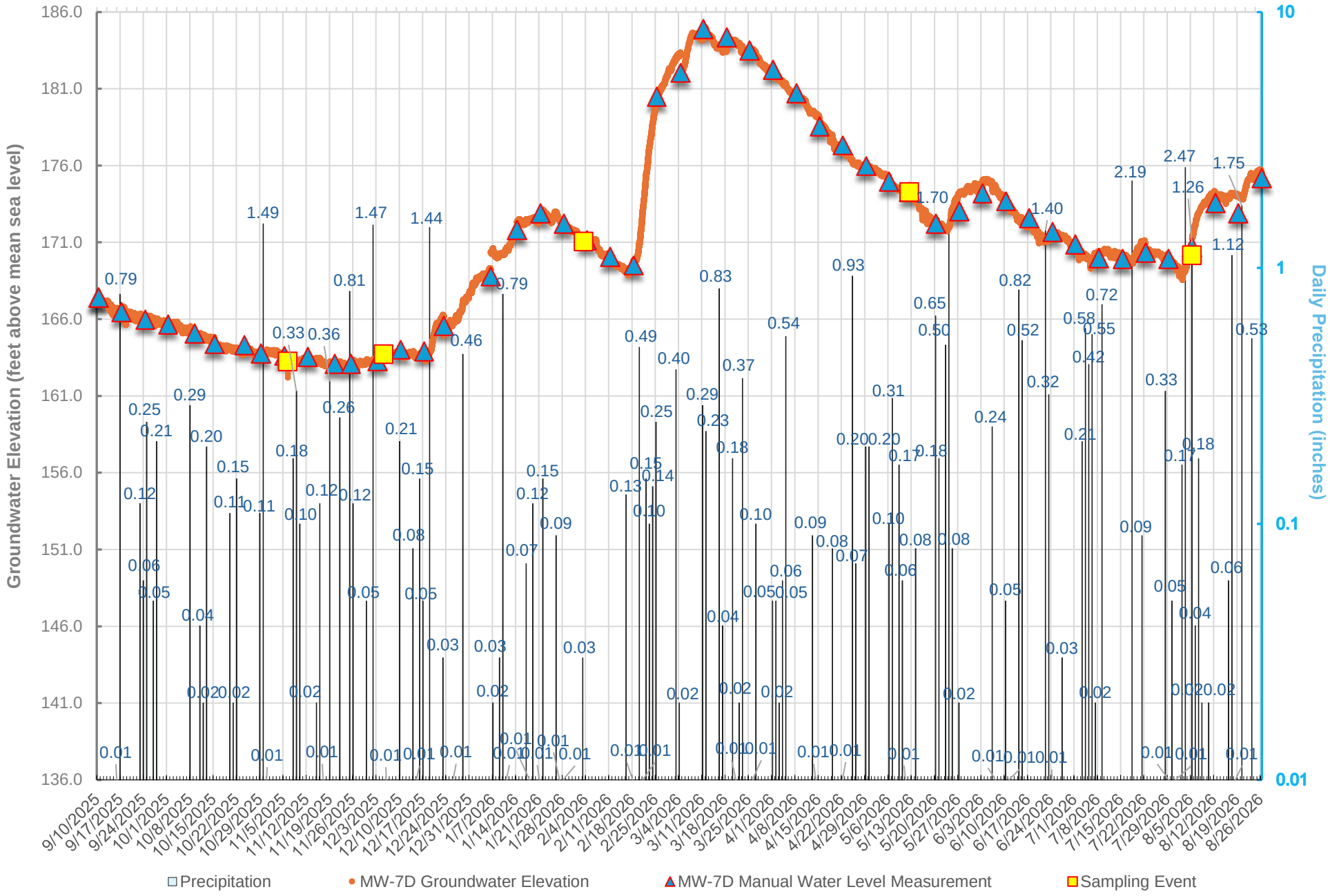

*Graphical plots of the preliminary data through August 26, 2026 are corrected for barometric pressure and subject to additional review.

Groundwater Elevations - Time Series
MW-8S

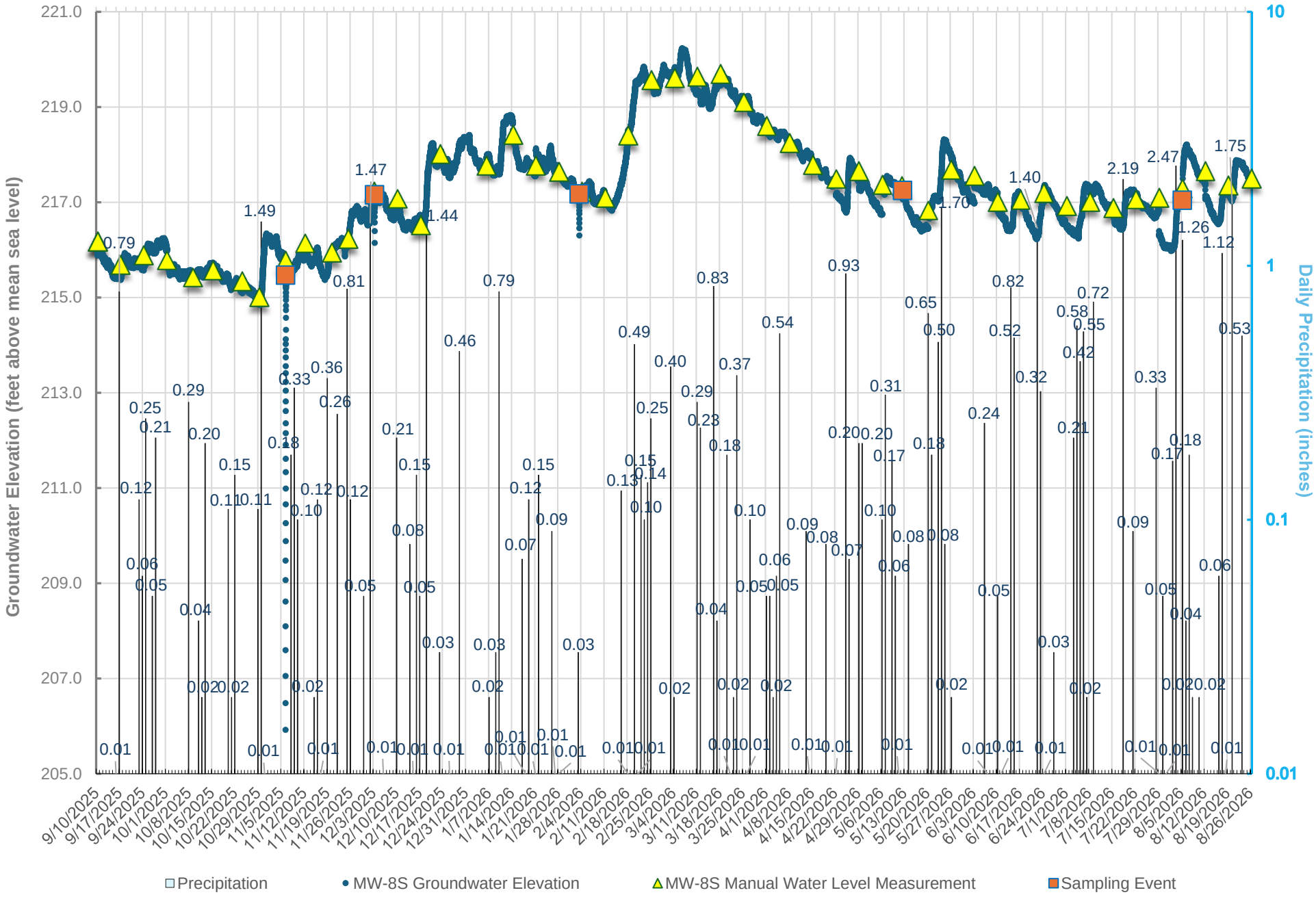

*Graphical plots of the preliminary data through August 26, 2026 are corrected for barometric pressure and subject to additional review.

Groundwater Elevations - Time Series
MW-8D

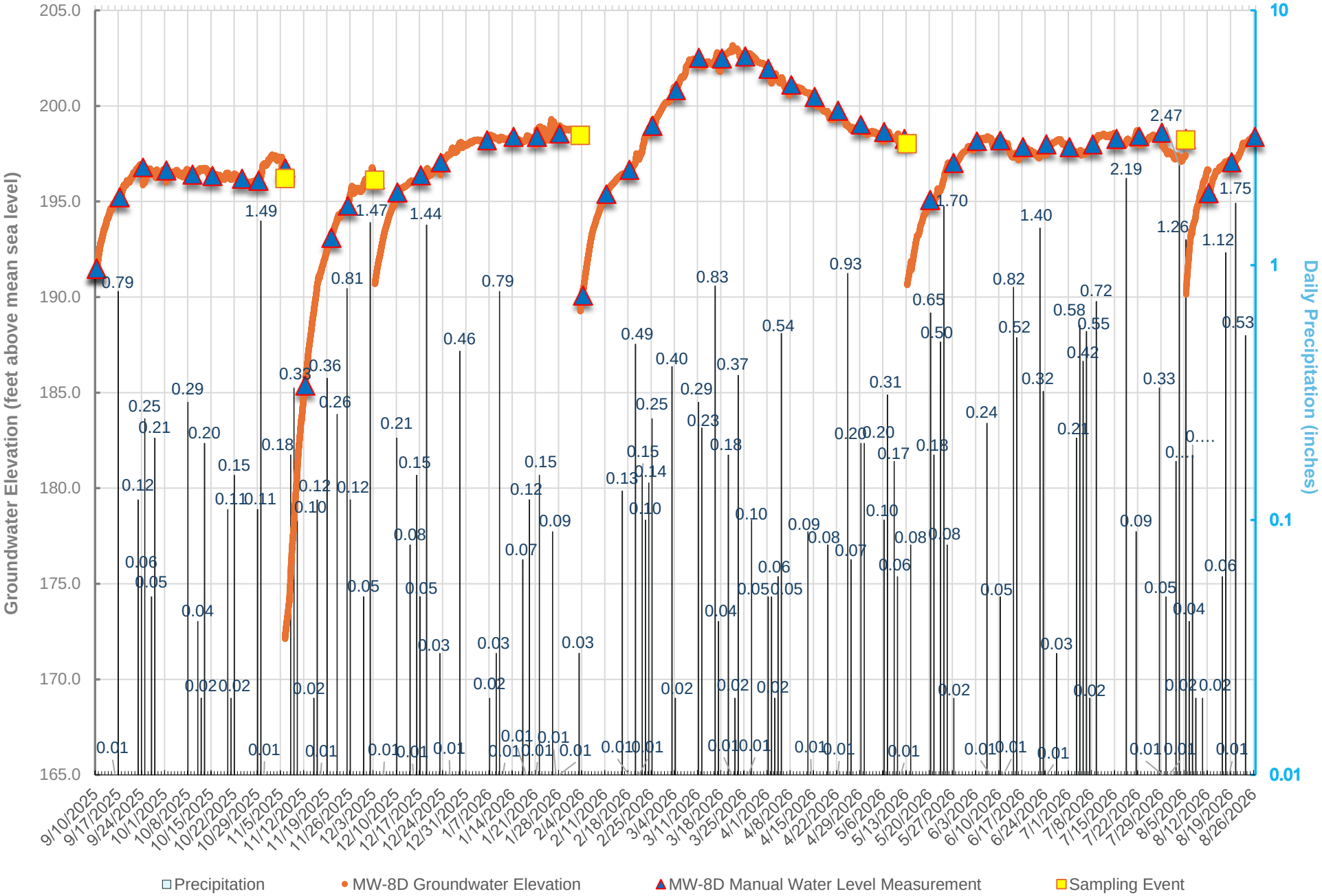

*Graphical plots of the preliminary data through August 26, 2026 are corrected for barometric pressure and subject to additional review.

Groundwater Elevations - Time Series
MW-9S

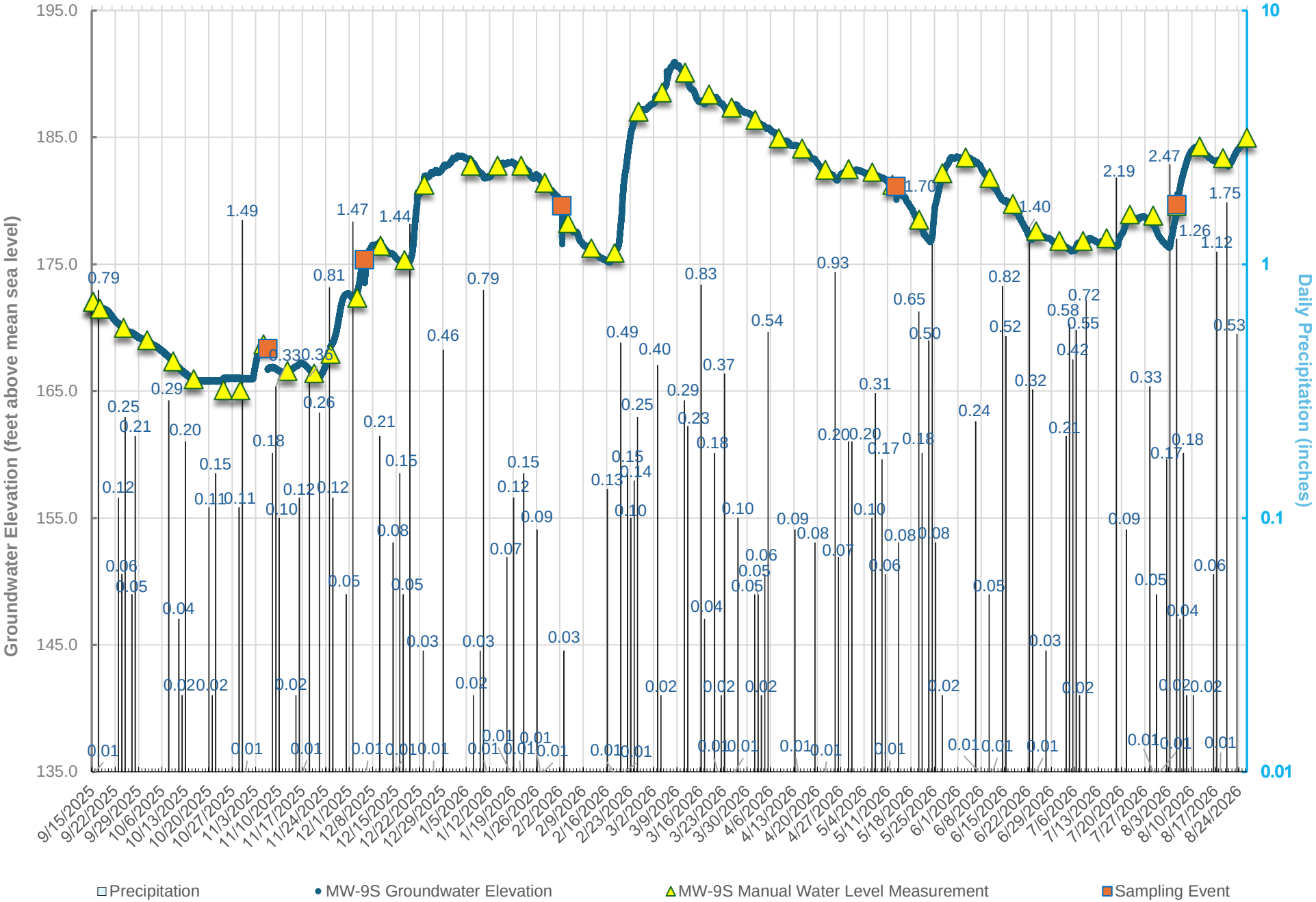

*Graphical plots of the preliminary data through August 26, 2026 are corrected for barometric pressure and subject to additional review.

Groundwater Elevations - Time Series
MW-9D

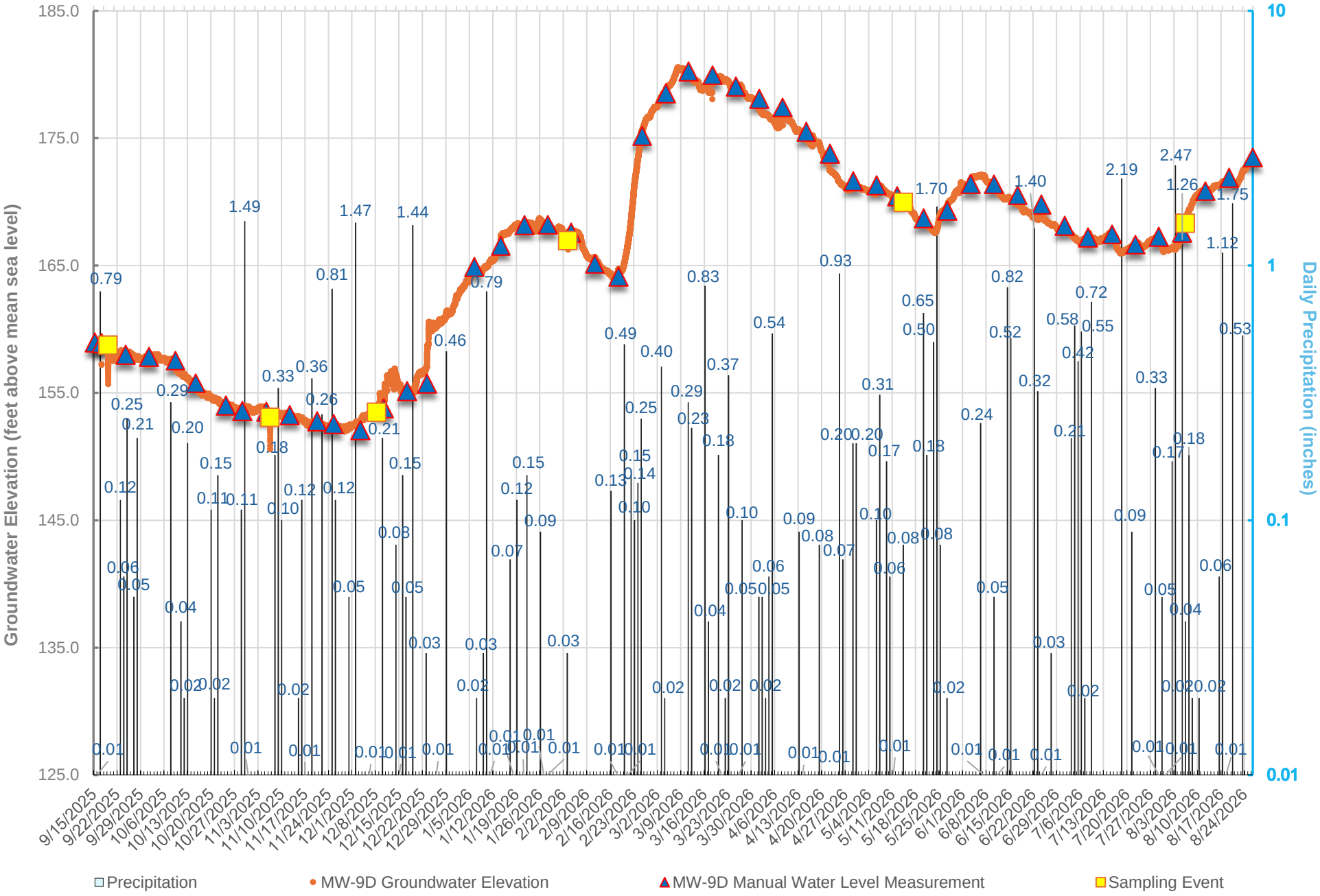

*Graphical plots of the preliminary data through August 26, 2026 are corrected for barometric pressure and subject to additional review.

Groundwater Elevations - Time Series
MW-10S

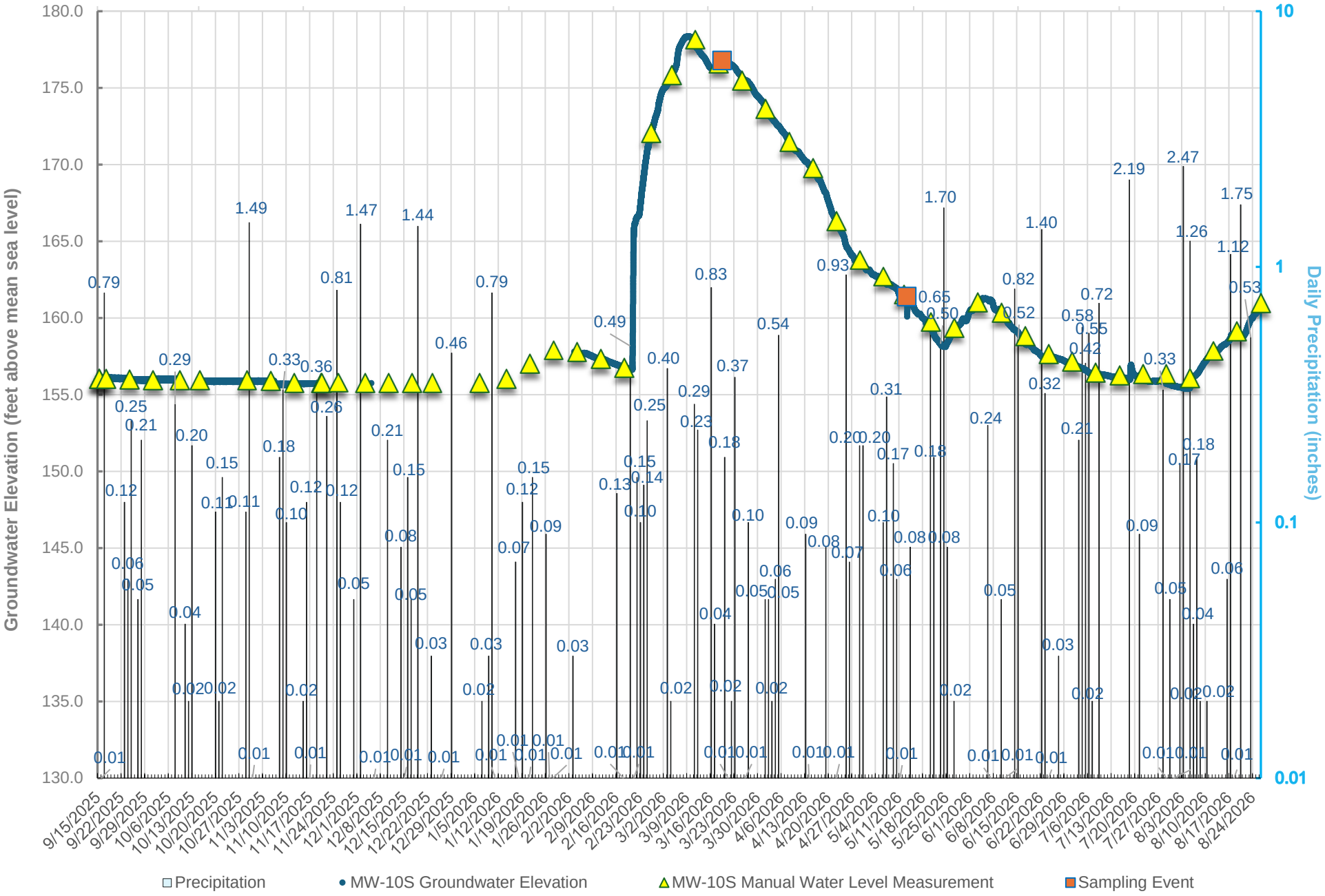

*Graphical plots of the preliminary data through August 26, 2026 are corrected for barometric pressure and subject to additional review.

Groundwater Elevations - Time Series
MW-10D

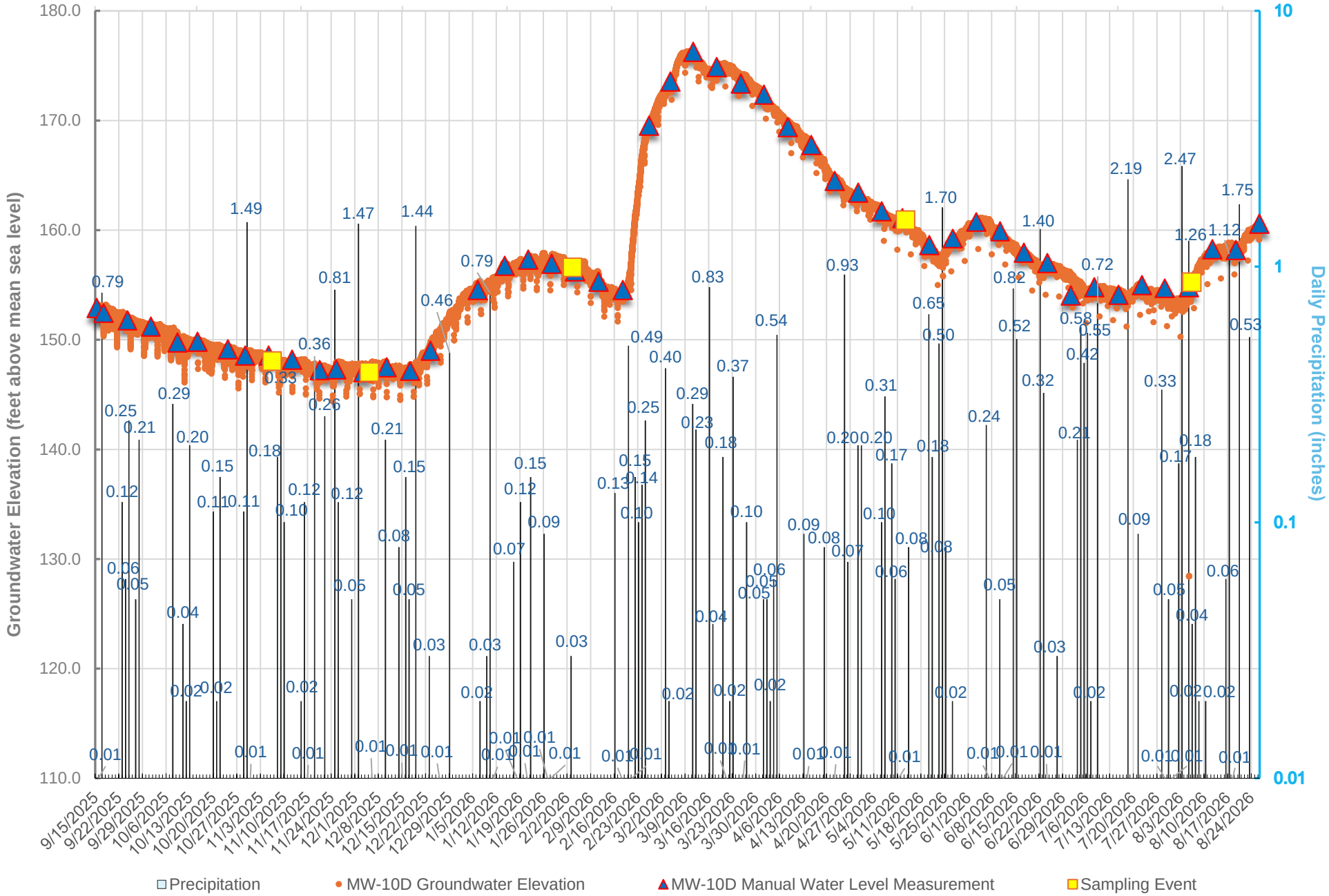

*Graphical plots of the preliminary data through August 26, 2026 are corrected for barometric pressure and subject to additional review.

Groundwater Elevations - Time Series
MW-11S

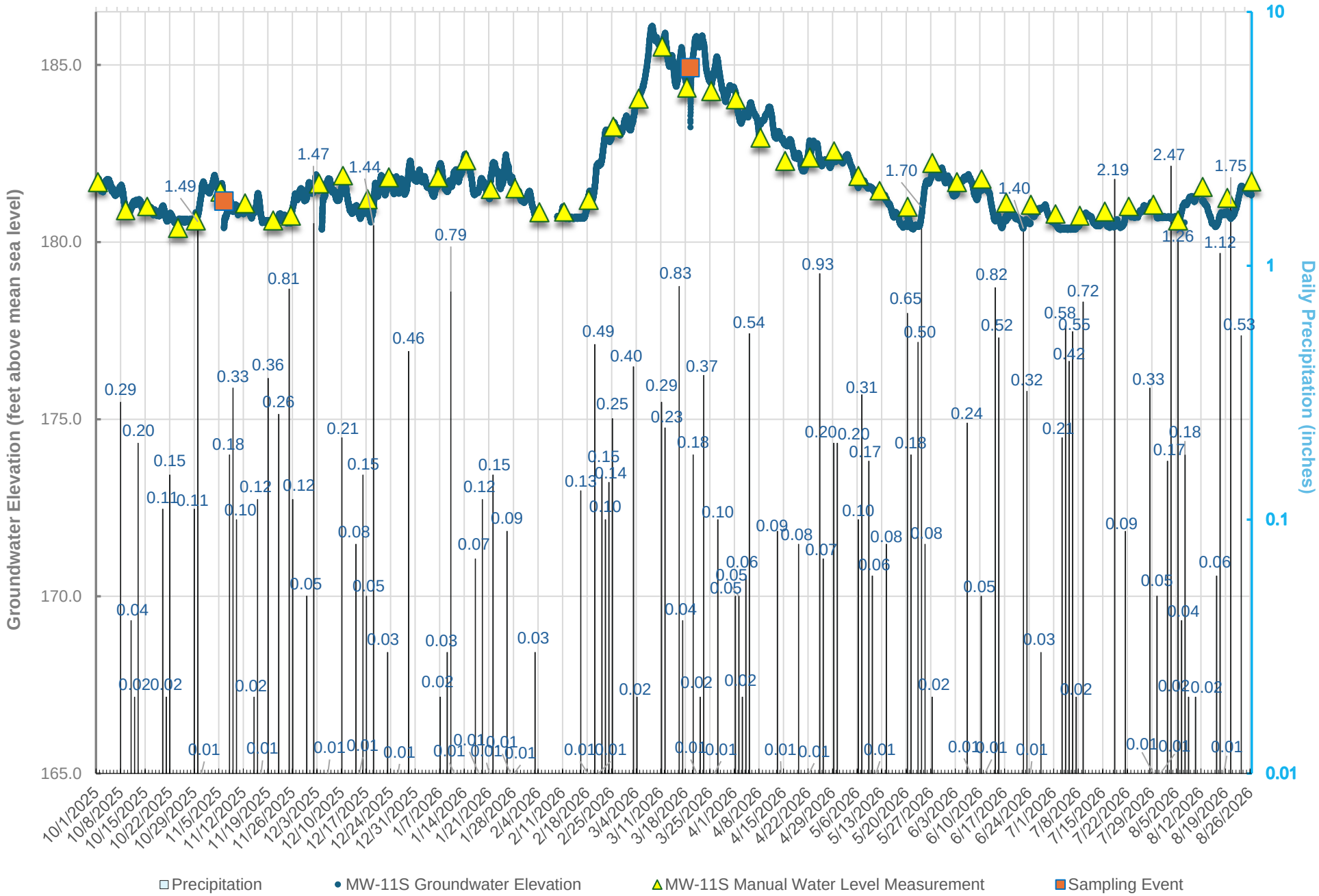

*Graphical plots of the preliminary data through August 26, 2026 are corrected for barometric pressure and subject to additional review.

Groundwater Elevations - Time Series
MW-11D

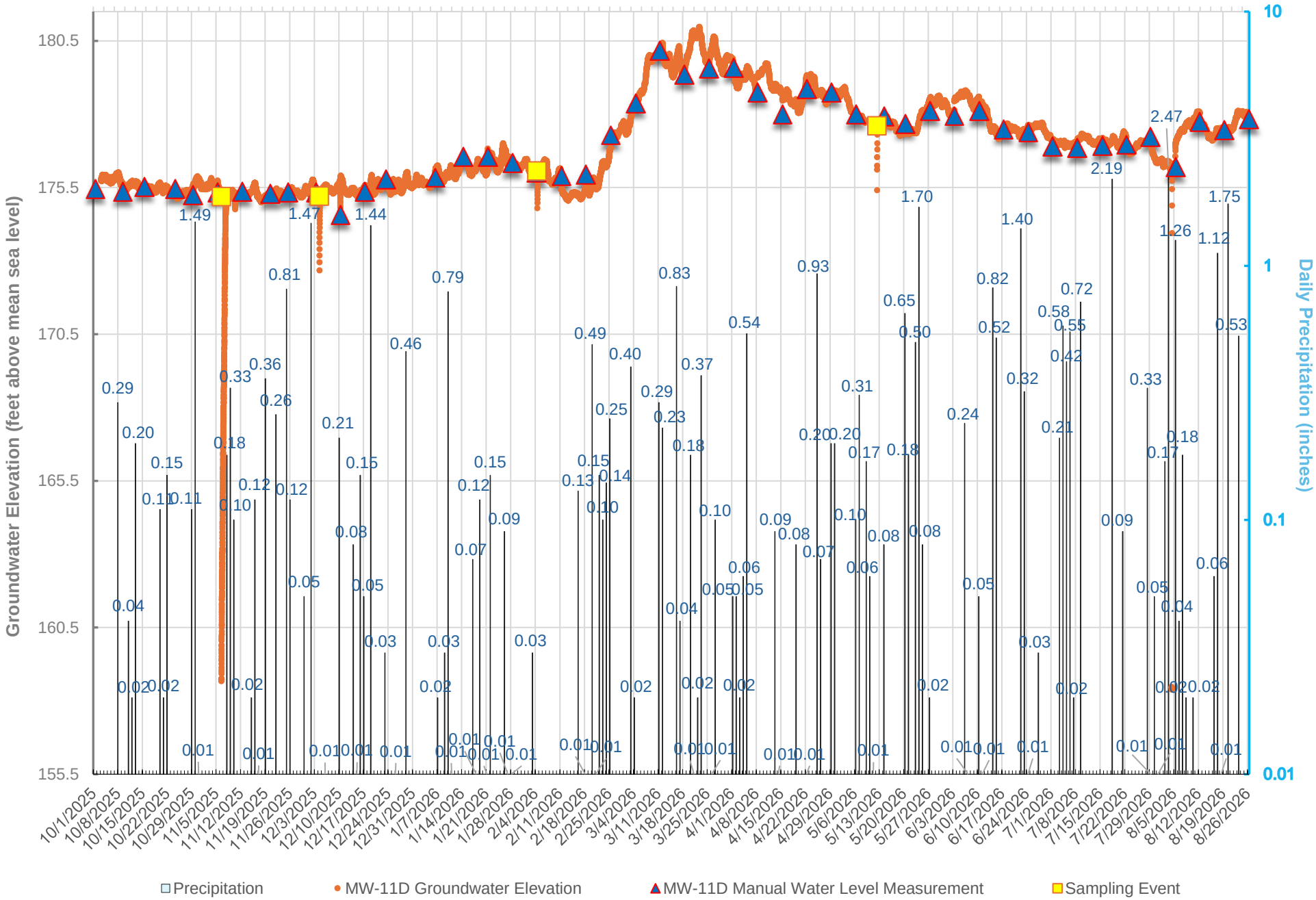

*Graphical plots of the preliminary data through August 26, 2026 are corrected for barometric pressure and subject to additional review.

Groundwater Elevations - Time Series
MW-12S

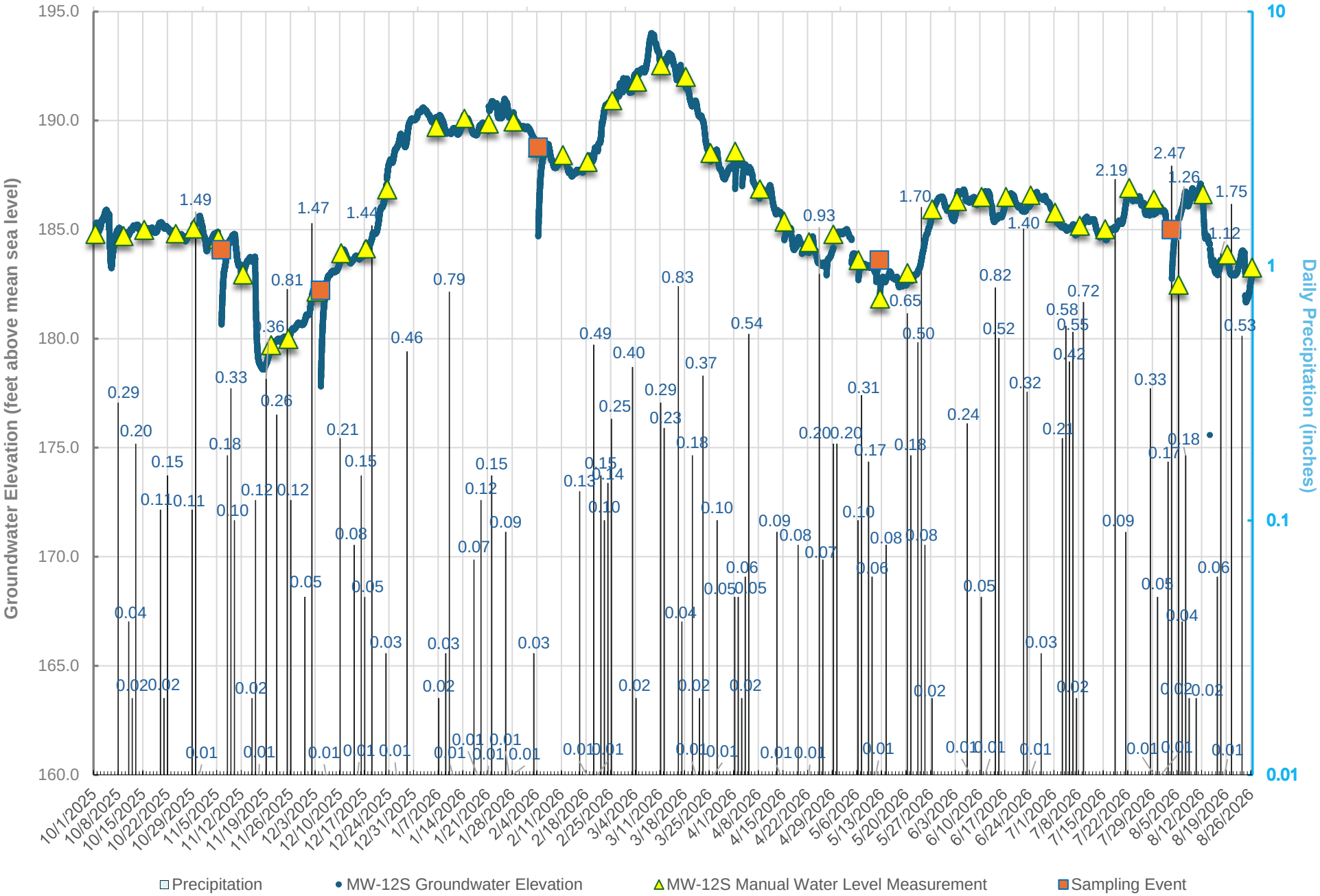

*Graphical plots of the preliminary data through August 26, 2026 are corrected for barometric pressure and subject to additional review.

Groundwater Elevations - Time Series
MW-12D

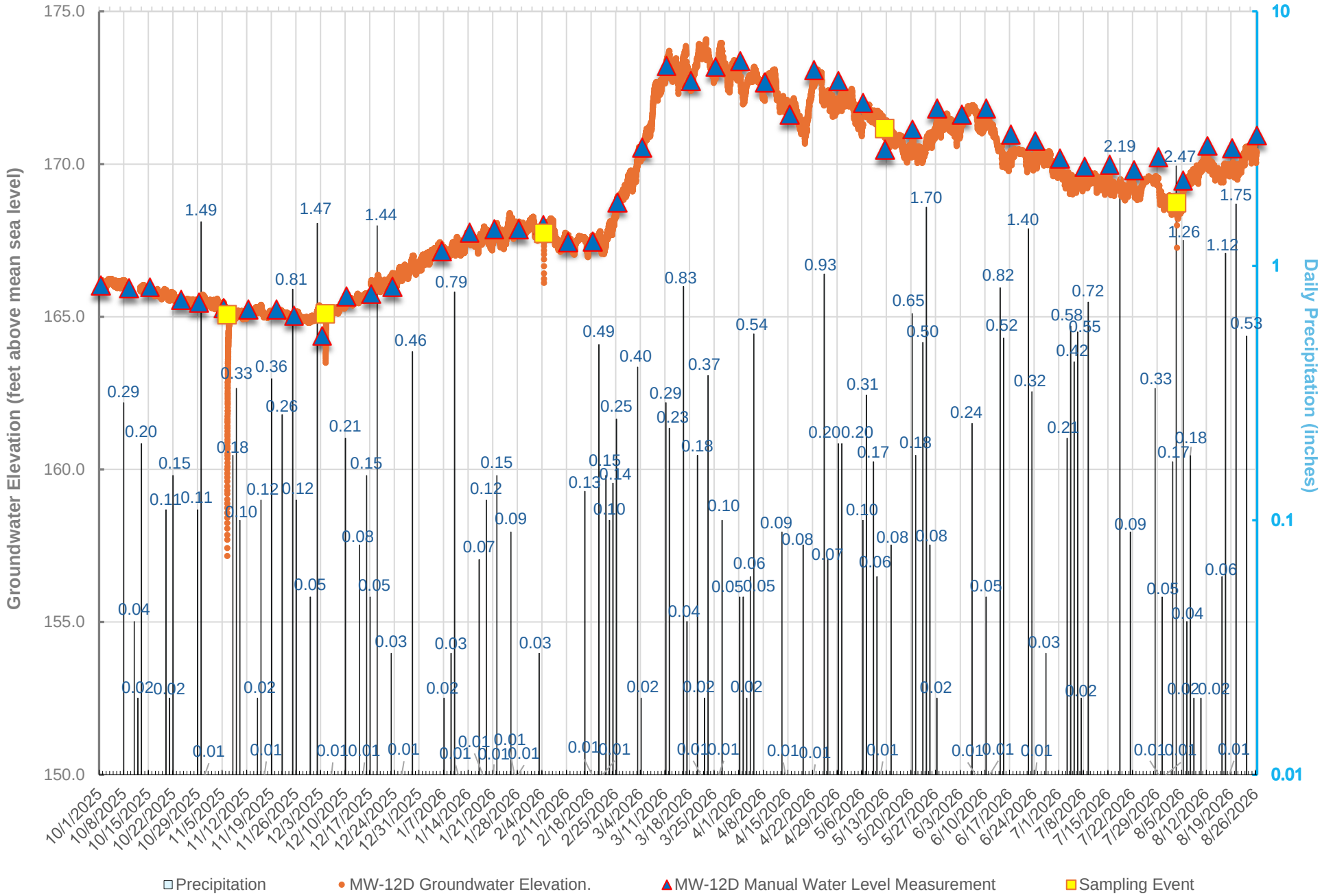

*Graphical plots of the preliminary data through August 26, 2026 are corrected for barometric pressure and subject to additional review.

Groundwater Elevations - Time Series
MW-13S

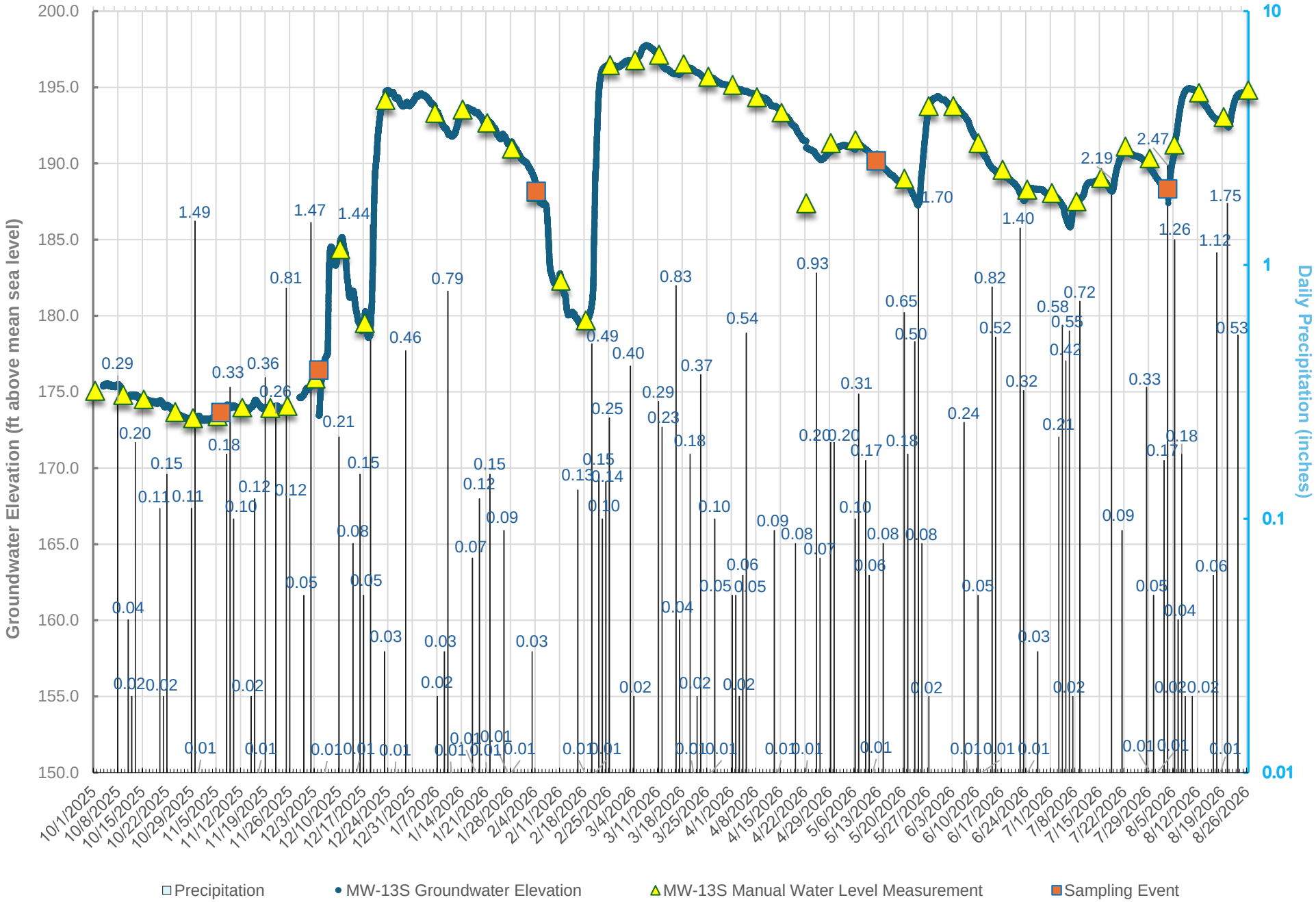

*Graphical plots of the preliminary data through August 26, 2026 are corrected for barometric pressure and subject to additional review.

Groundwater Elevations - Time Series
MW-13D

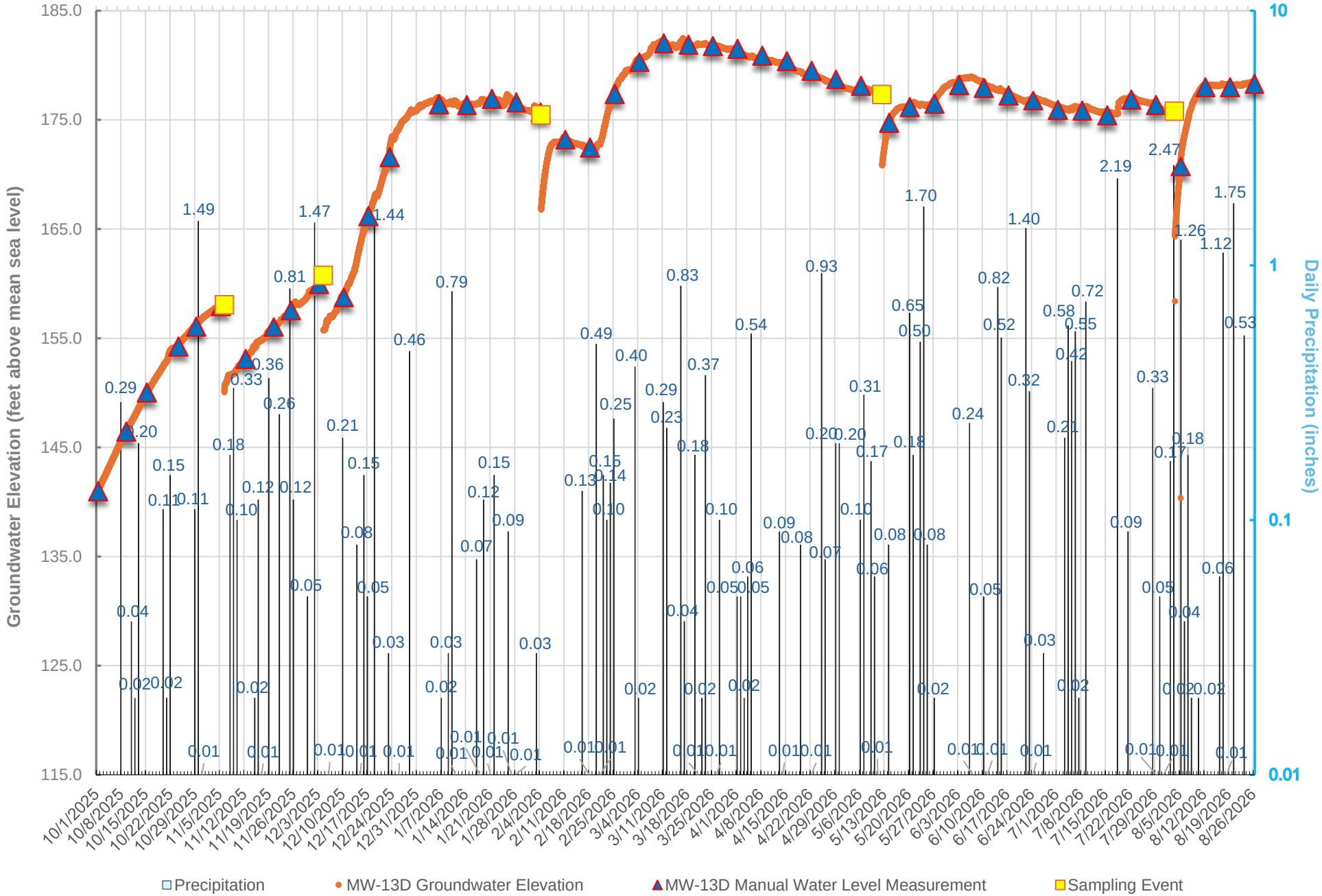

*Graphical plots of the preliminary data through August 26, 2026 are corrected for barometric pressure and subject to additional review.

Groundwater Elevations - Time Series
MW-14S

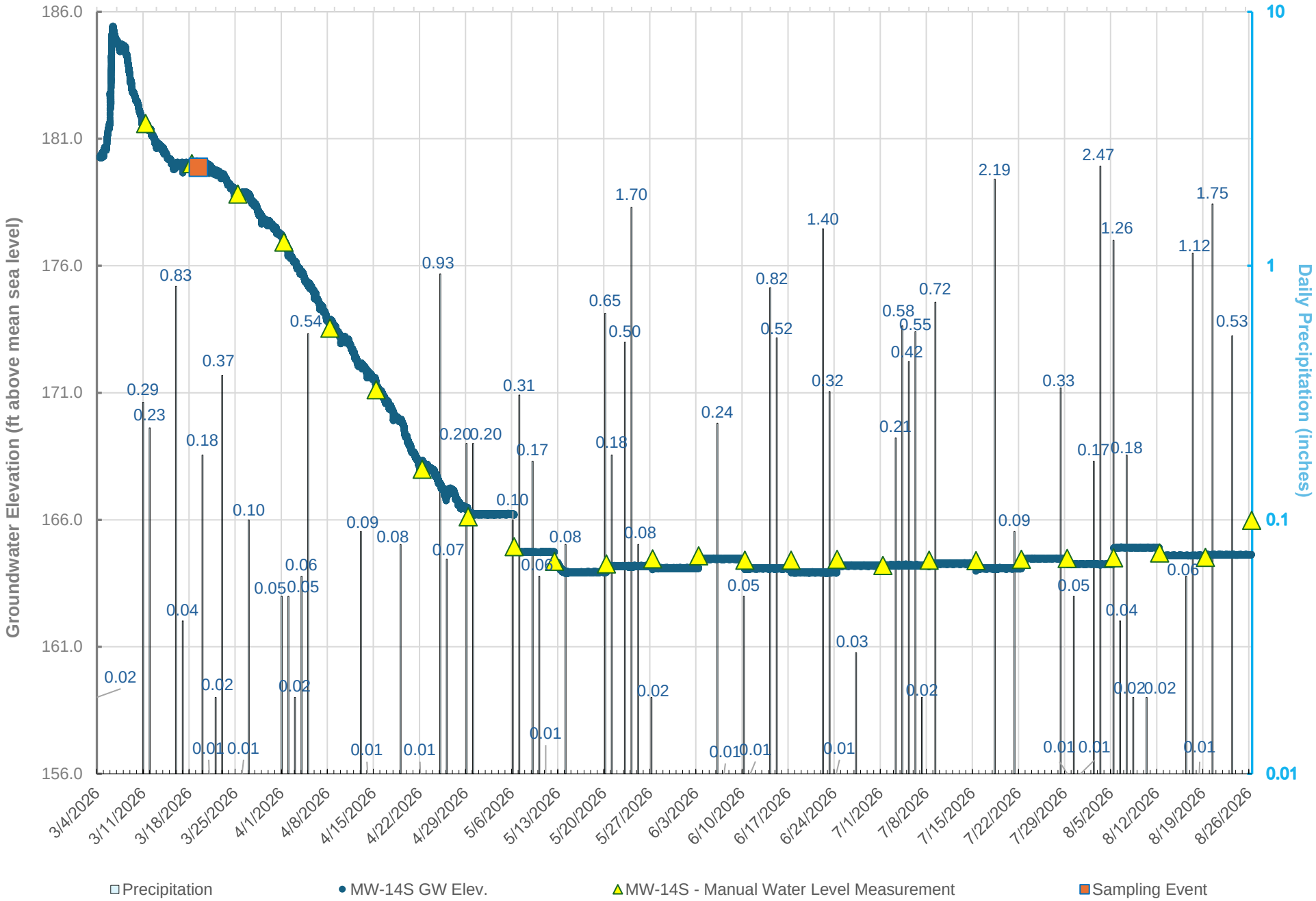

*Graphical plots of the preliminary data through August 26, 2026 are corrected for barometric pressure and subject to additional review.

Groundwater Elevations - Time Series
MW-14D

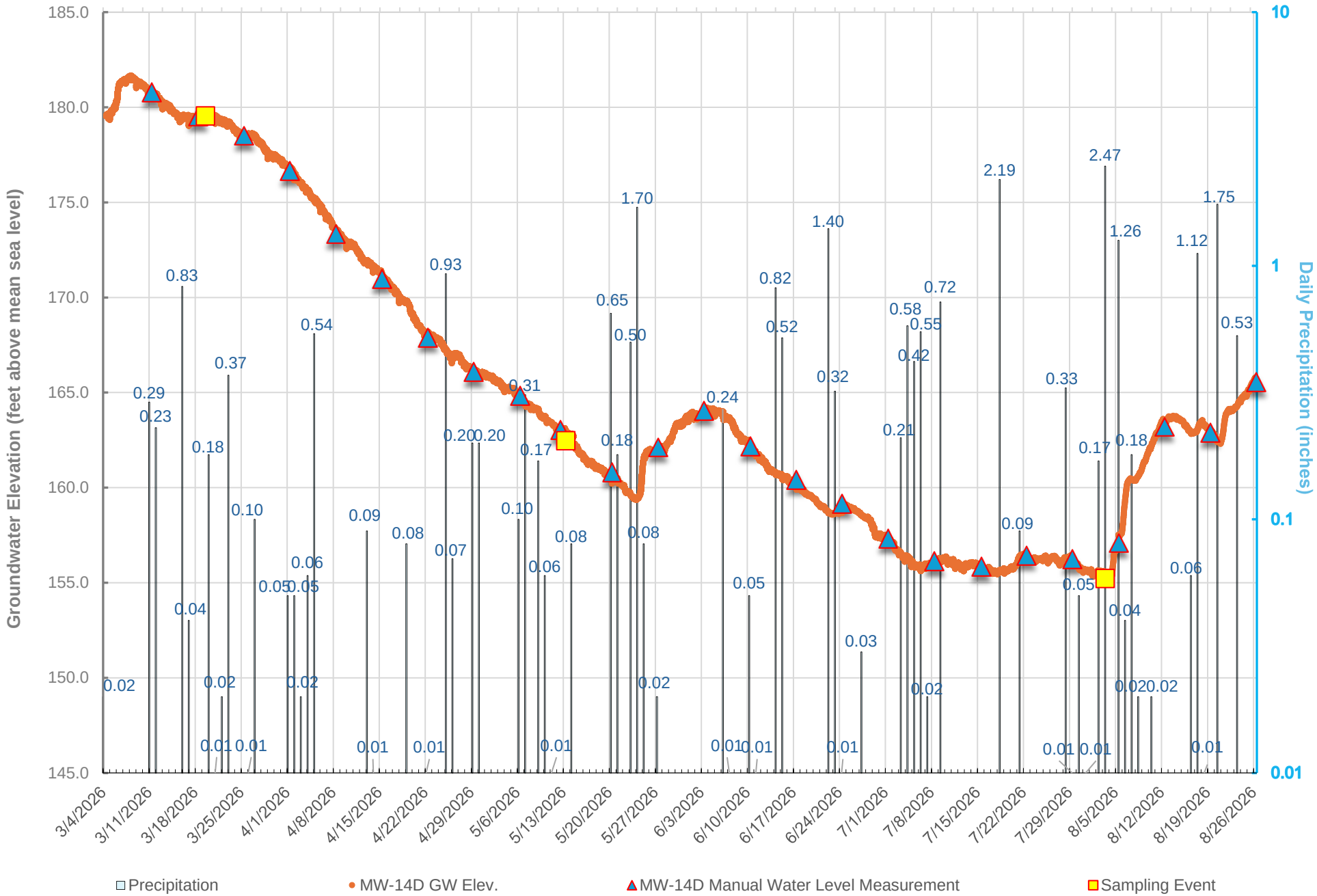

*Graphical plots of the preliminary data through August 26, 2026 are corrected for barometric pressure and subject to additional review.

Groundwater Elevations - Time Series
MW-15S

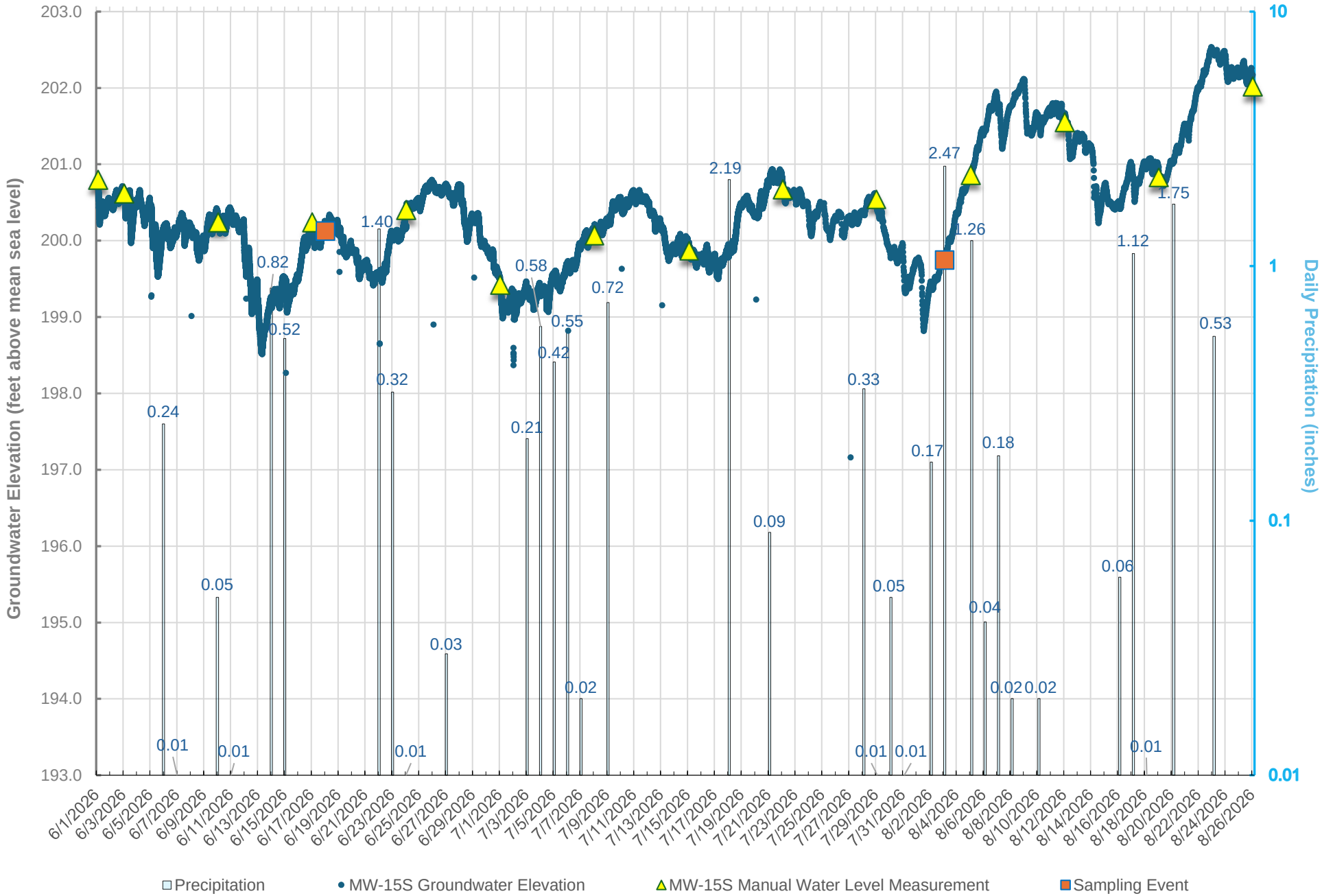

*Graphical plots of the preliminary data through August 26, 2026 are corrected for barometric pressure and subject to additional review.

Groundwater Elevations - Time Series
MW-15D

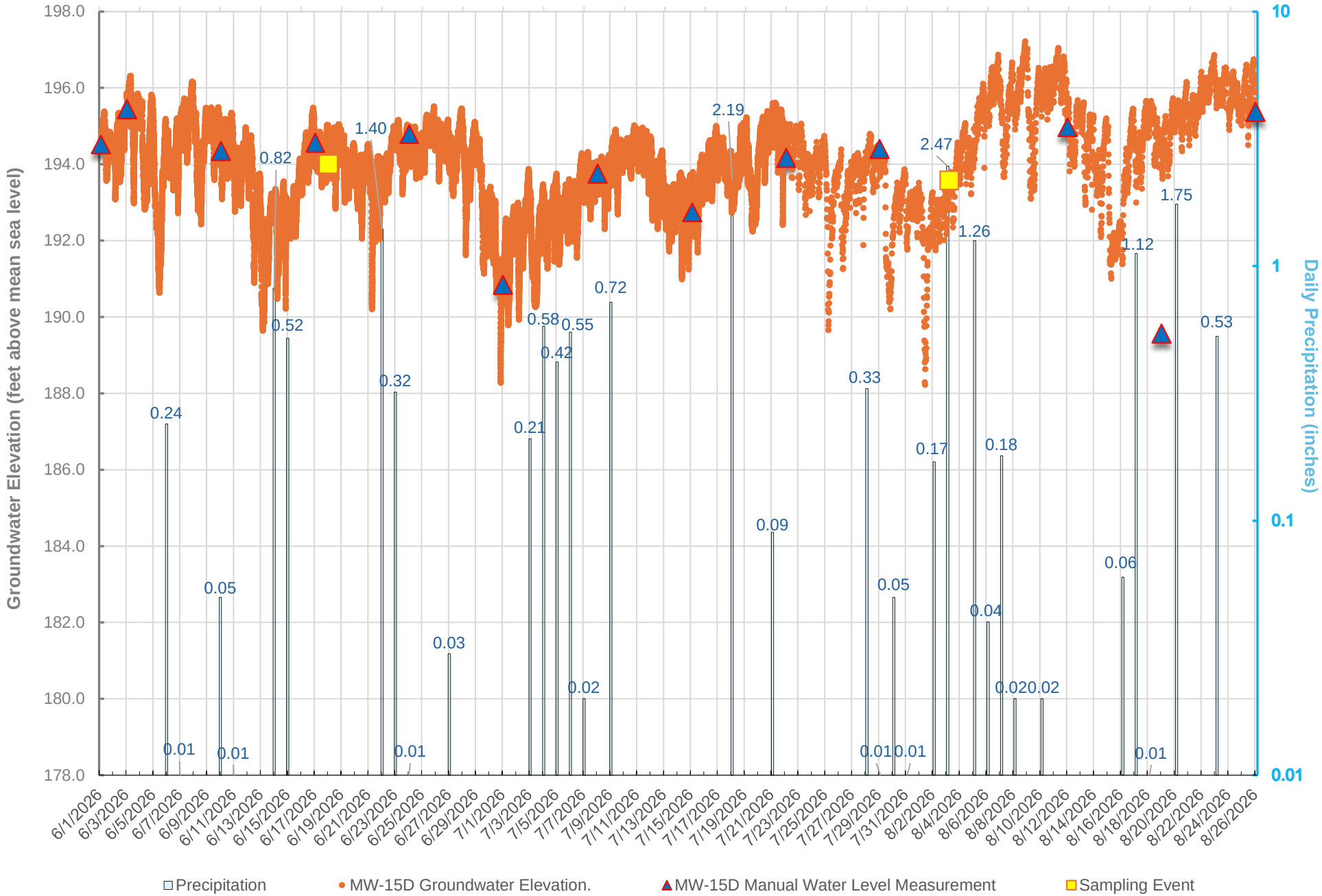

*Graphical plots of the preliminary data through August 26, 2026 are corrected for barometric pressure and subject to additional review.

Groundwater Elevation- Time Series
MW-16DD

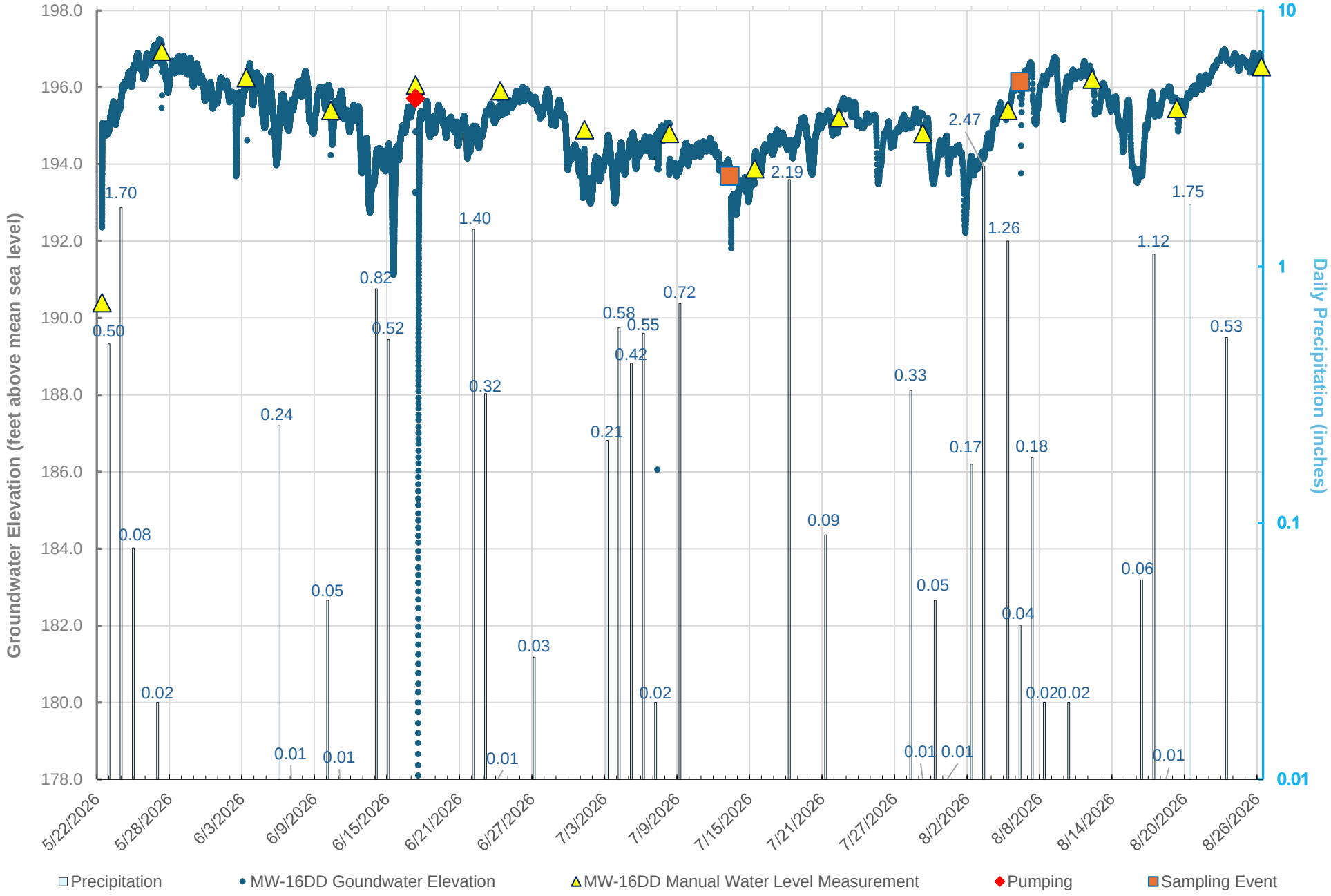

*Graphical plots of the preliminary data through August 26, 2026 are corrected for barometric pressure and subject to additional review.

Groundwater Elevations - Time Series
MW-17DD

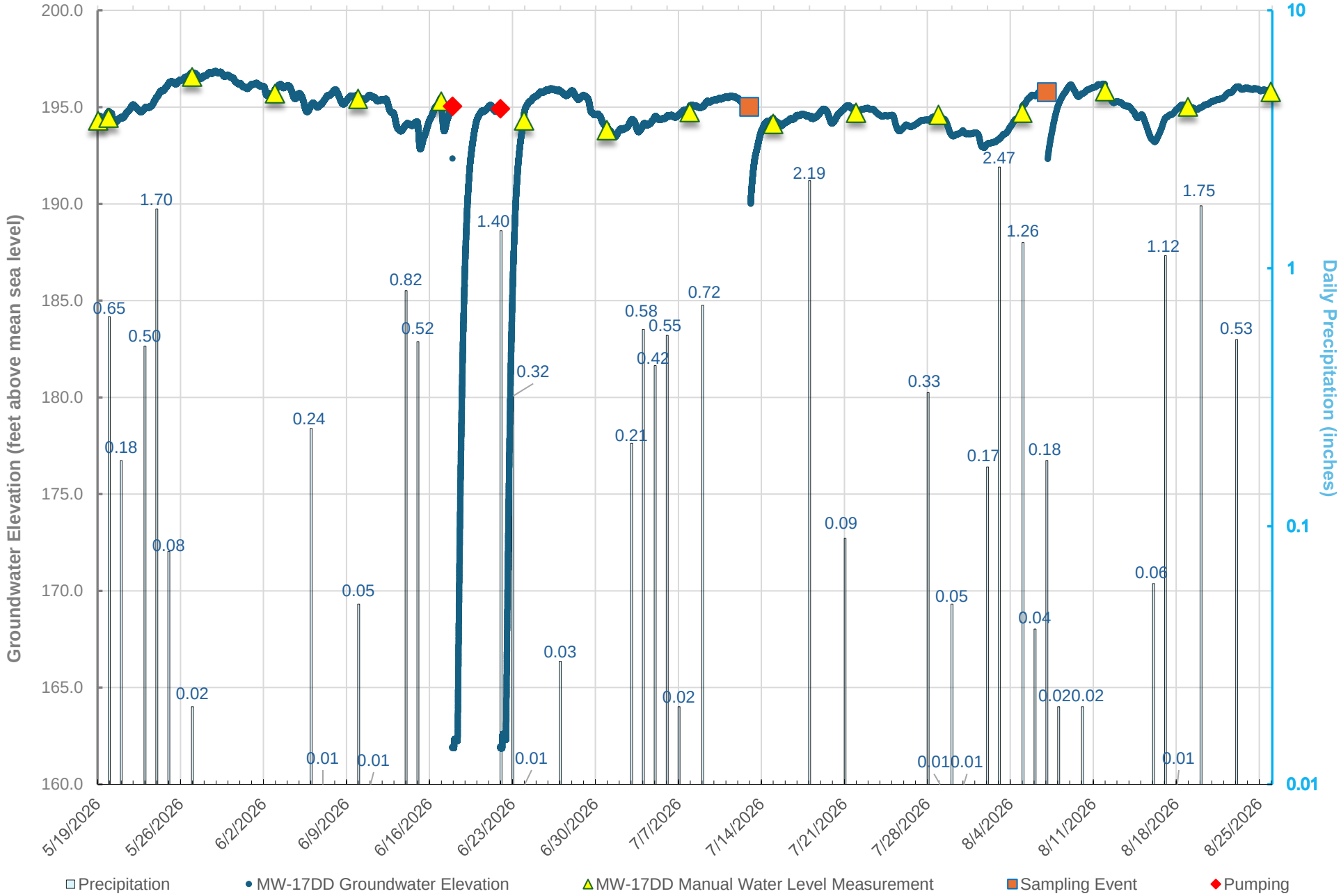

*Graphical plots of the preliminary data through August 26, 2026 are corrected for barometric pressure and subject to additional review.

Groundwater Elevations - Time Series
MW-18DD

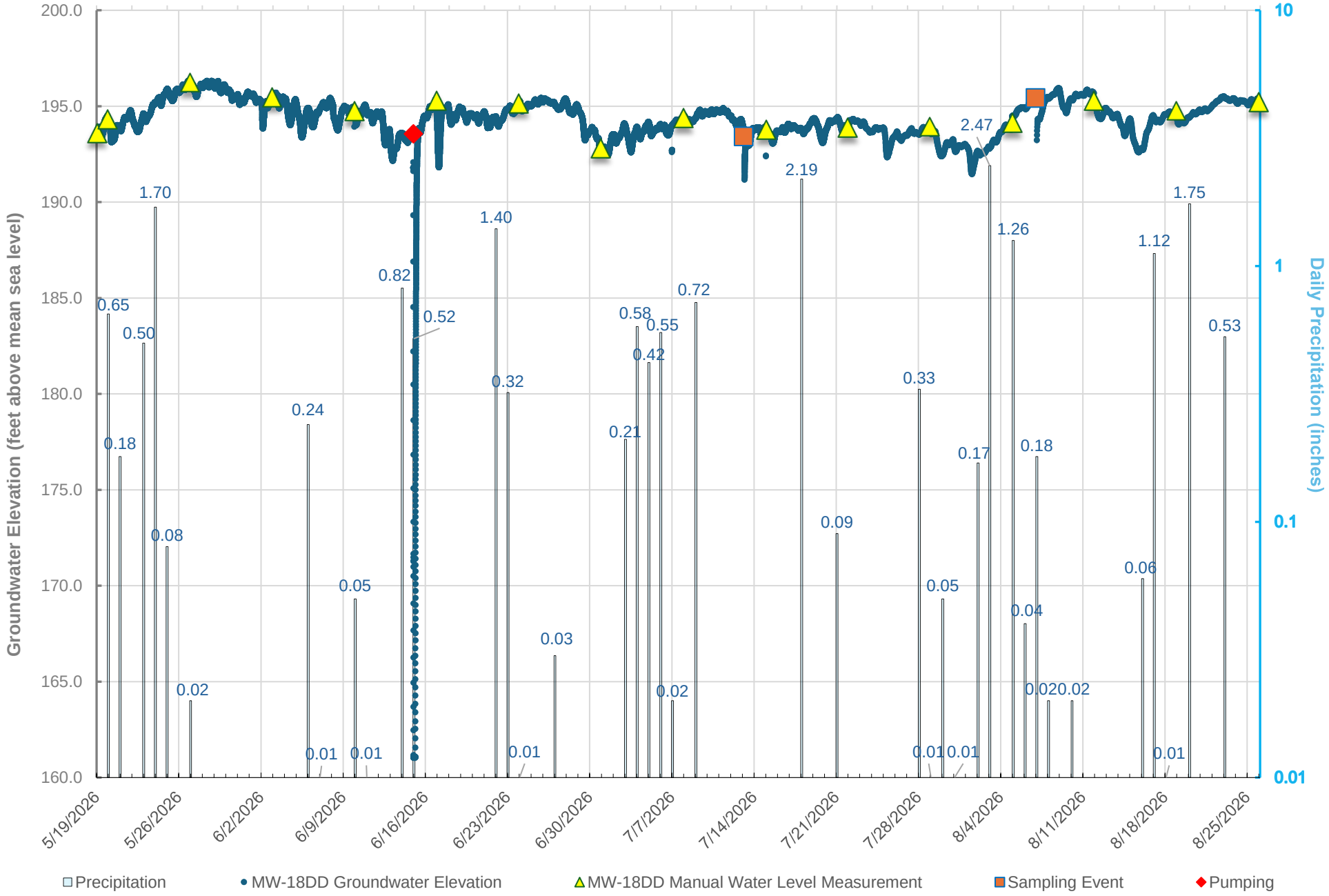

*Graphical plots of the preliminary data through August 26, 2026 are corrected for barometric pressure and subject to additional review.

Groundwater Elevations - Time Series
MW-19D

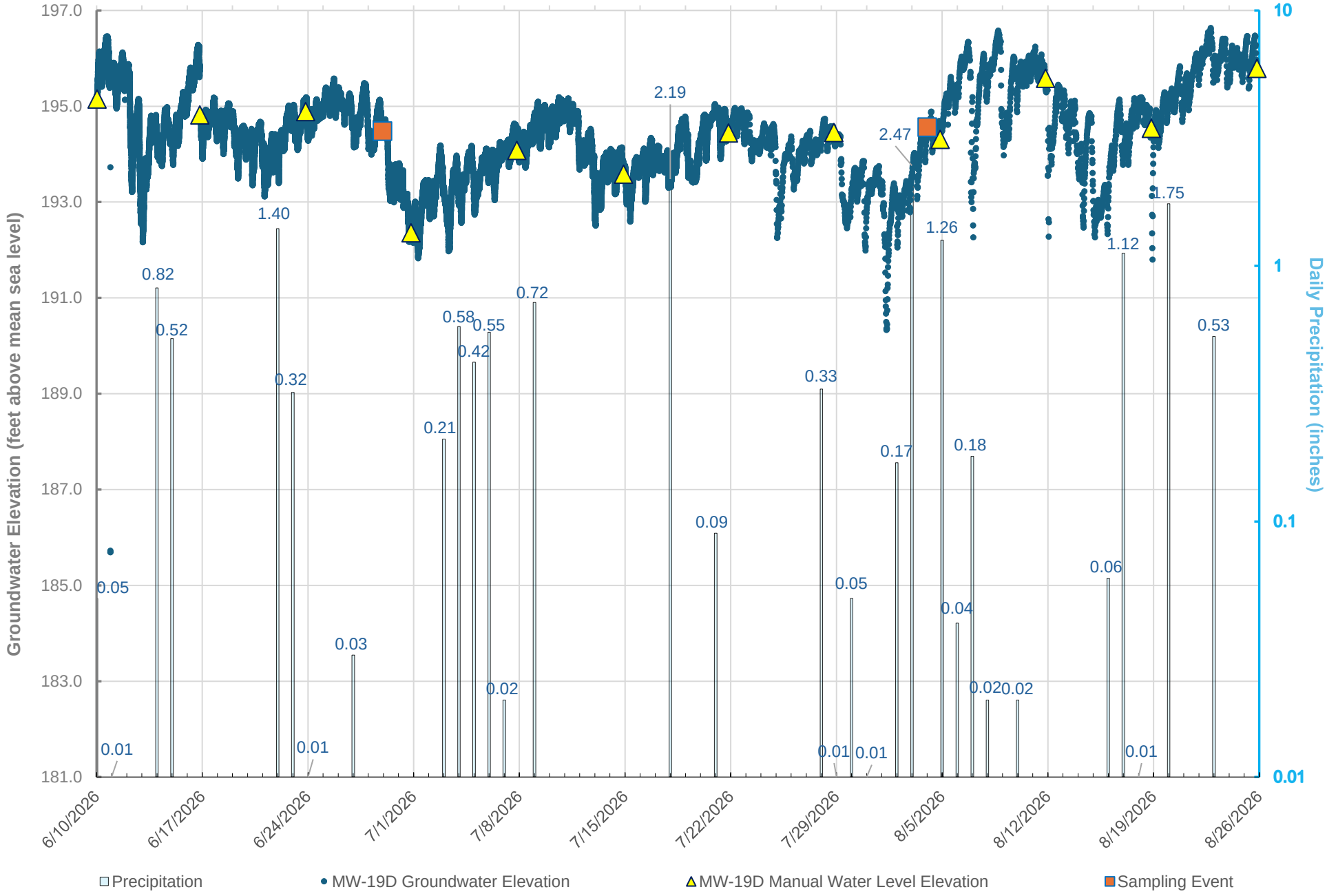

*Graphical plots of the preliminary data through August 26, 2026 are corrected for barometric pressure and subject to additional review.

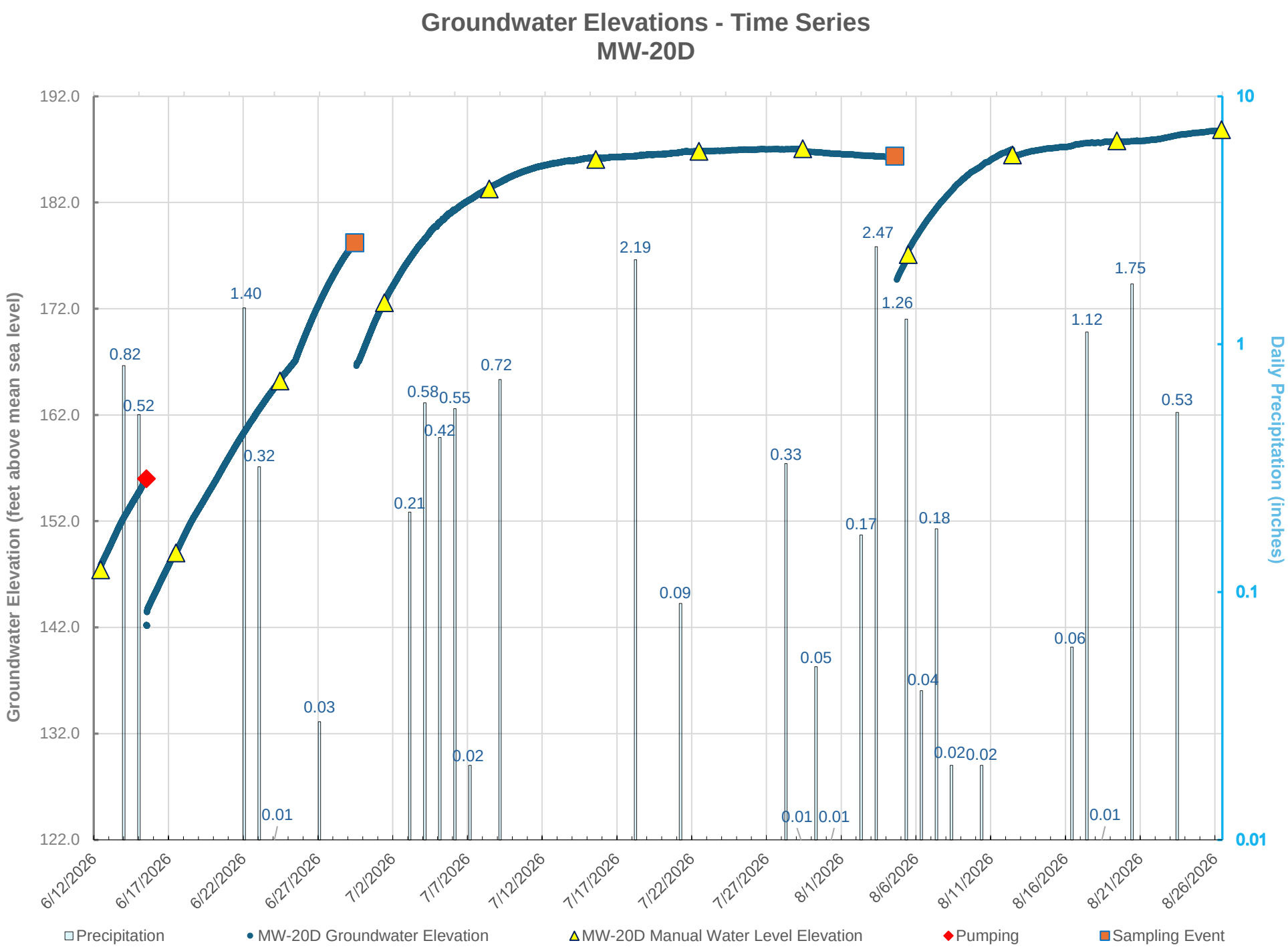

*Graphical plots of the preliminary data through August 26, 2026 are corrected for barometric pressure and subject to additional review.

Groundwater Elevations - Time Series
RW-1

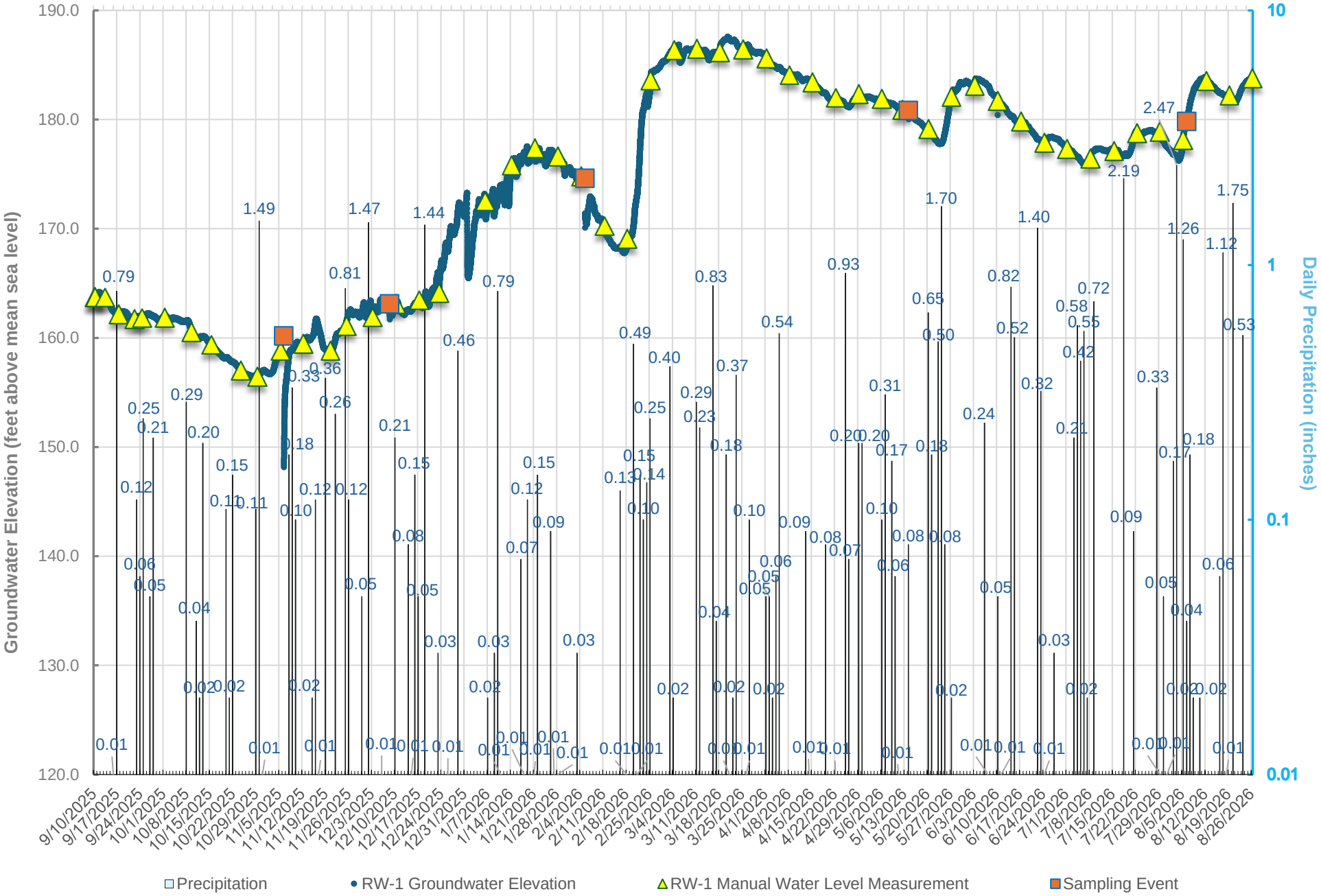

*Graphical plots of the preliminary data through August 26, 2026 are corrected for barometric pressure and subject to additional review.

Groundwater Elevations - Time Series
RW-4

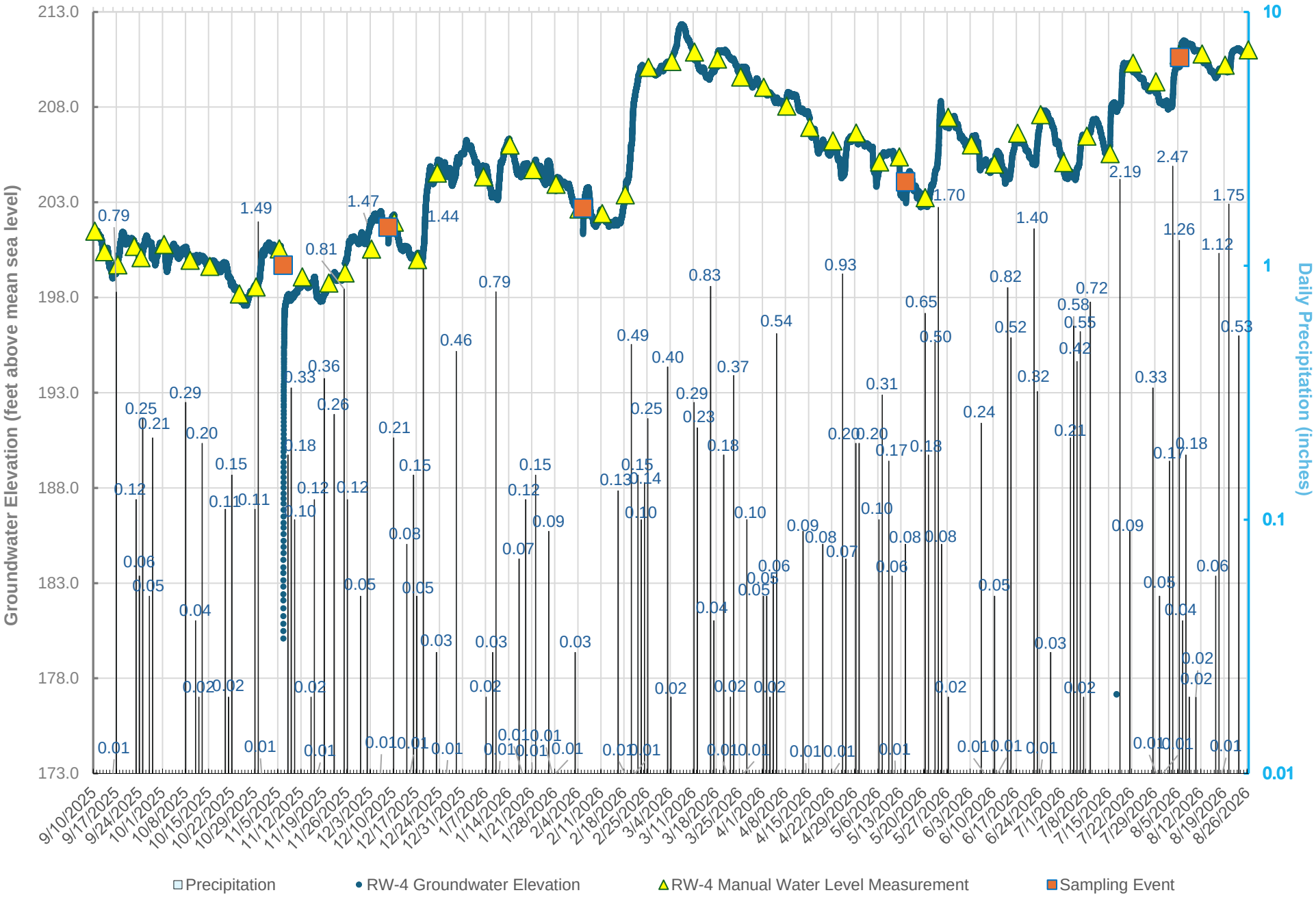

*Graphical plots of the preliminary data through August 26, 2026 are corrected for barometric pressure and subject to additional review.

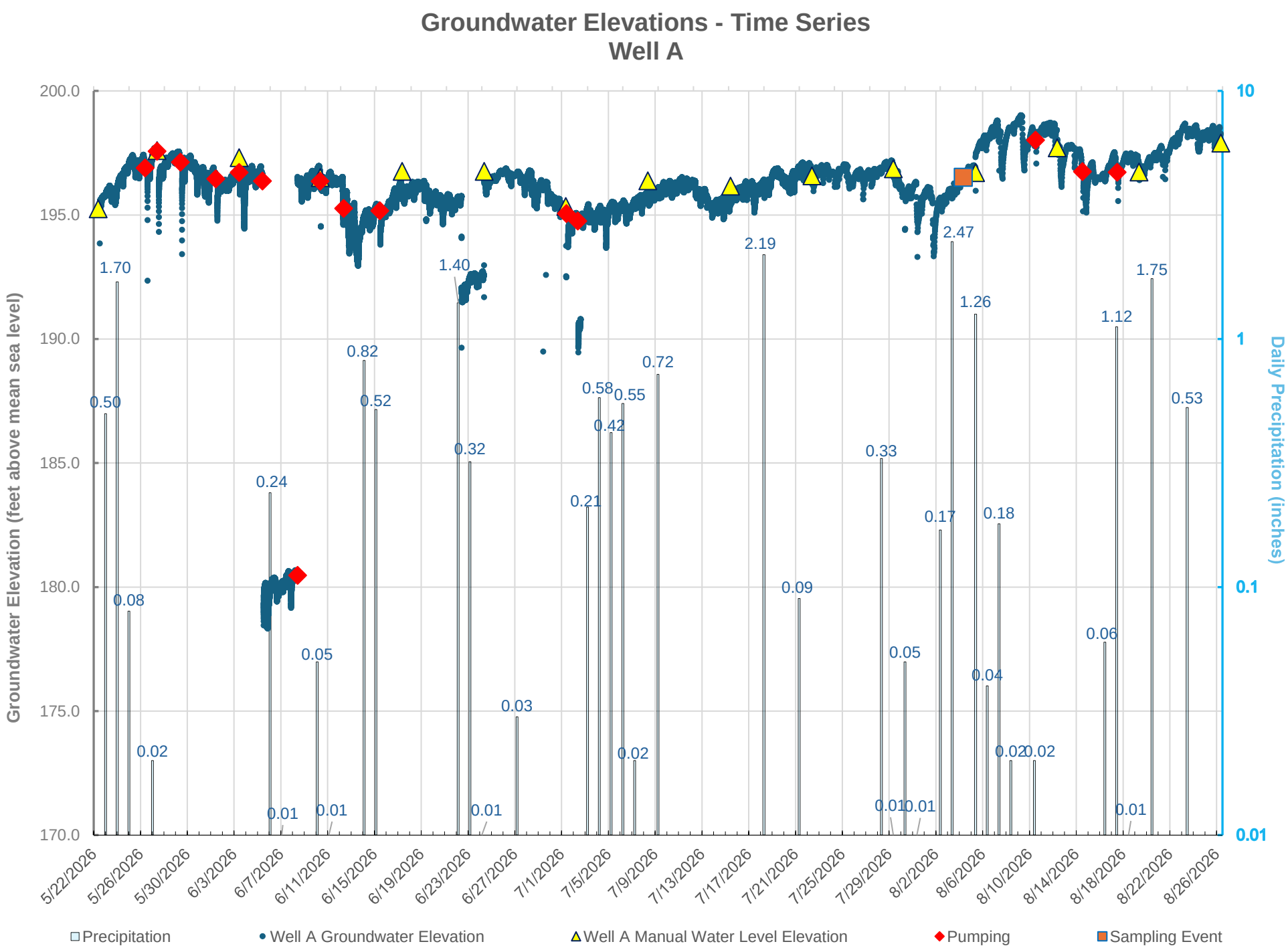

*Graphical plots of the preliminary data through August 26, 2026 are corrected for barometric pressure and subject to additional review.

Groundwater Elevations - Time Series
Well B

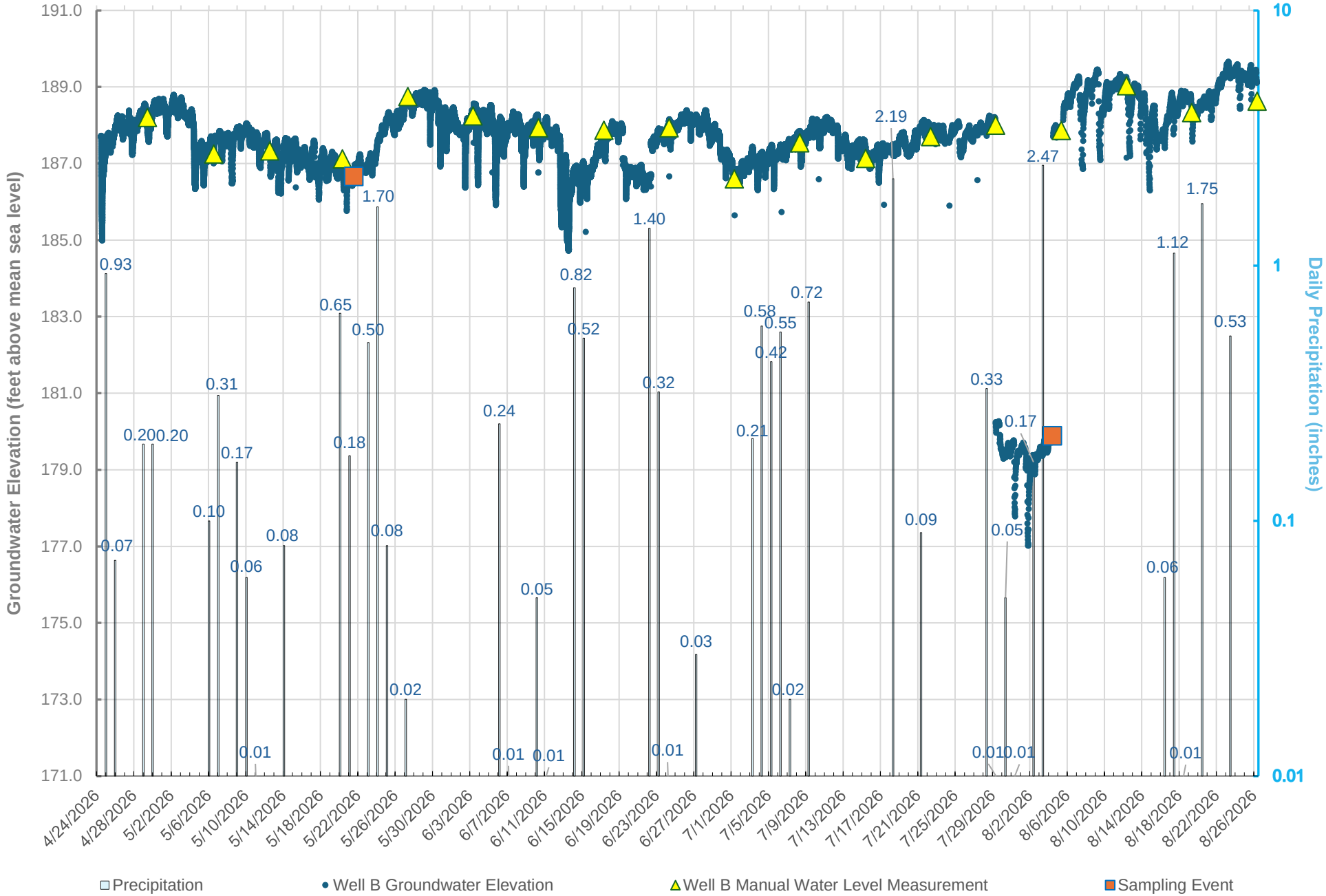

*Graphical plots of the preliminary data through August 26, 2026 are corrected for barometric pressure and subject to additional review.

Groundwater Elevations - Time Series
Well C

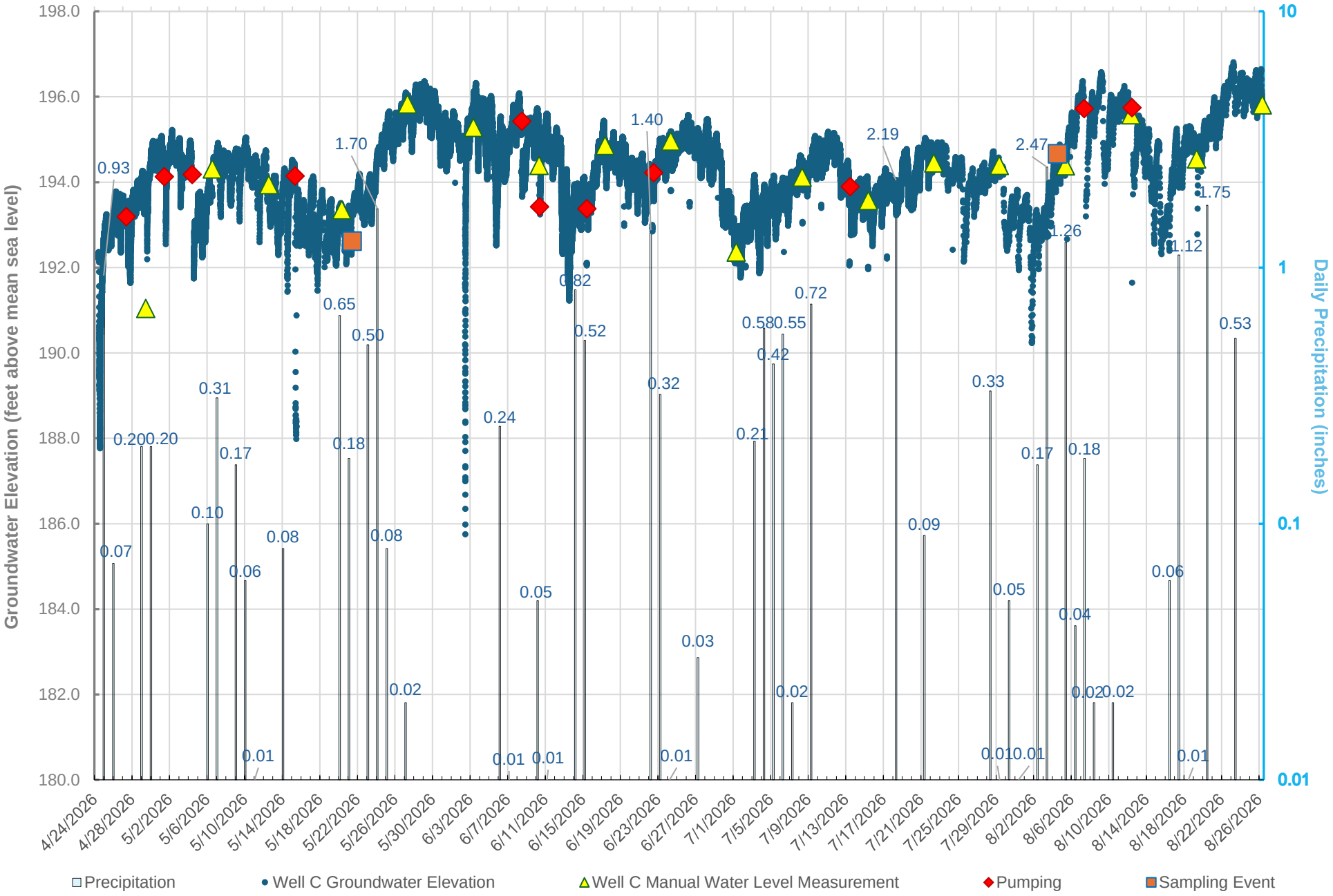

*Graphical plots of the preliminary data through August 26, 2026 are corrected for barometric pressure and subject to additional review.

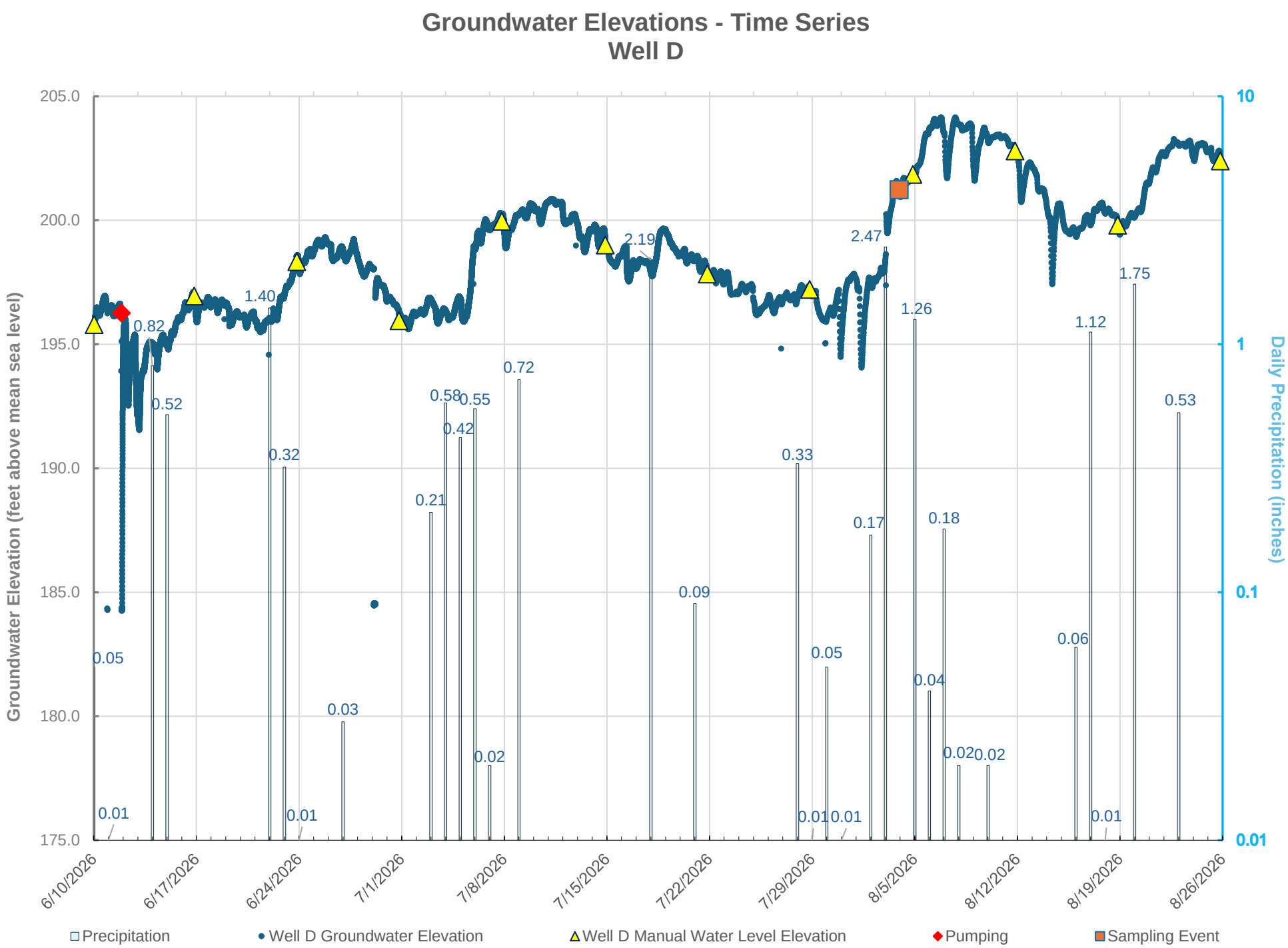

*Graphical plots of the preliminary data through August 26, 2026 are corrected for barometric pressure and subject to additional review.

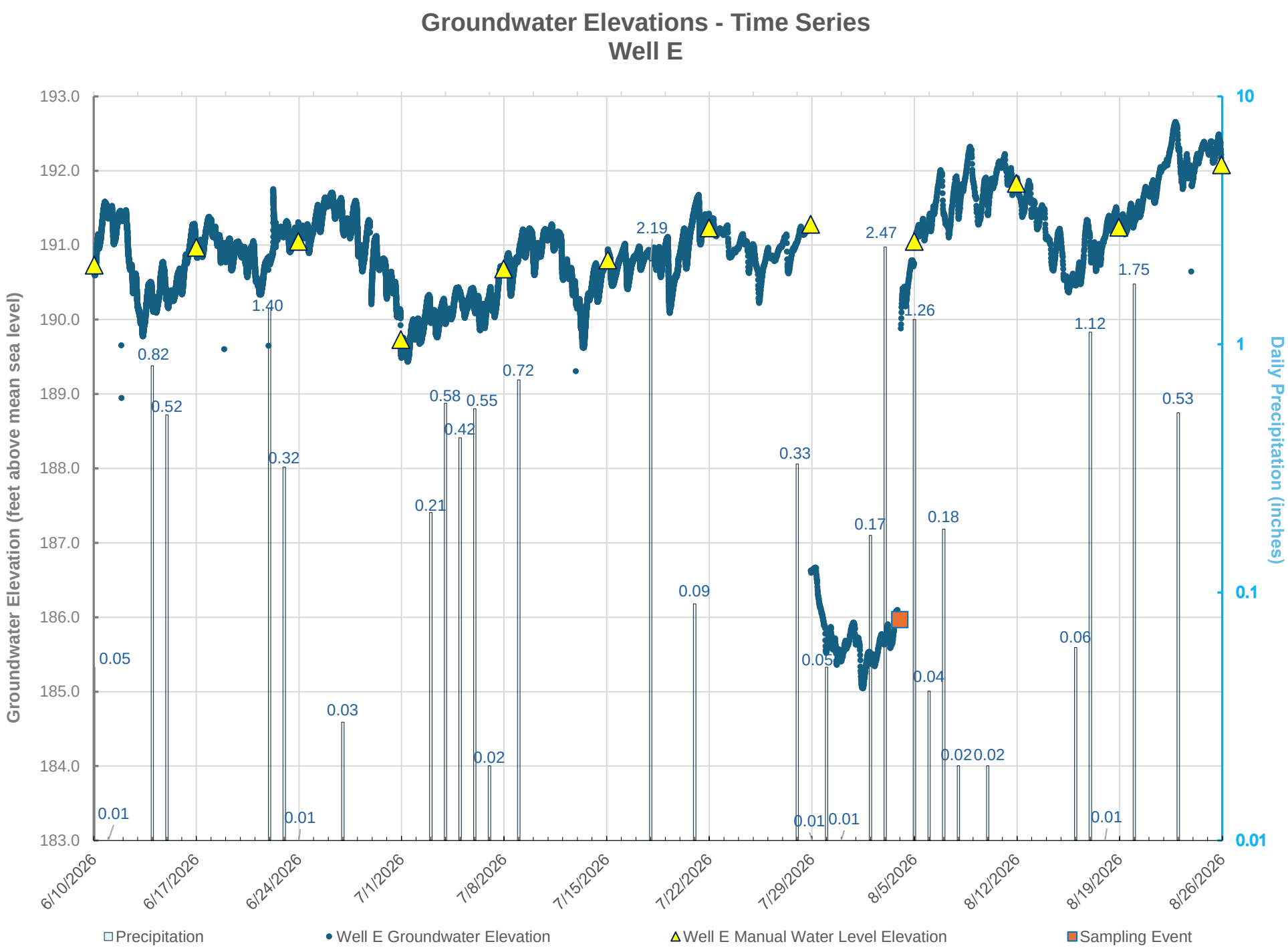

*Graphical plots of the preliminary data through August 26, 2026 are corrected for barometric pressure and subject to additional review.